

The logo features a central blue banner with a white outline, containing the text "U.S. MASTERS SWIMMING" in small white letters, "SUMMER" in large orange letters with a white outline, and "NATIONALS" in large orange letters with a white outline. To the left of the banner is the year "2011" in large blue letters with an orange outline. The banner is flanked by orange diagonal stripes on top and blue diagonal stripes on the bottom. Below the banner, the text "AUGUST 3-6 AUBURN, AL" is written in blue.

**2011** U.S. MASTERS SWIMMING  
**SUMMER  
NATIONALS**  
**AUGUST 3-6 AUBURN, AL**

# Time Line

Men's Start Times	Event	Women's Start Times
<b>Wednesday, August 3 (ends at 3:05 p.m.)</b>		
8:00 a.m.	1-2: 800 freestyle (deck seeded)	9:40 a.m.
11:15 a.m.	3-4: 1500 freestyle (deck seeded)	1:20 p.m.
<b>Thursday, August 4 (ends at 3:50 p.m.)</b>		
8:00 a.m.	5-6: 400 IM (deck seeded)	8:55 a.m.
9:40 a.m. 30-minute warm-up in competition pool		
10:10 a.m.	7-8: 200 freestyle	11:20 a.m.
12:10 p.m.	9-10: 50 breaststroke	12:30 p.m.
12:50 p.m.	11-12: 200 backstroke	1:55 p.m.
2:45 p.m.	13-14: 100 butterfly	3:15 p.m.
3:35 p.m.	15: 200 mixed free relay	N/A
<b>Friday, August 5 (ends at 4:35 p.m.)</b>		
8:00 a.m.	17: 400 freestyle (men)	N/A
9:40 a.m. 30-minute warm-up in competition pool		
10:10 a.m.	19: 200 mixed medley relay	N/A
10:35 a.m.	21-22: 100 breaststroke	11:10 a.m.
11:35 a.m.	23-24: 50 butterfly	Noon
12:15 p.m.	25-26: 200 IM	1:10 p.m.
2:05 p.m.	27-28: 100 freestyle	2:50 p.m.
3:20 p.m.	29-30: 50 backstroke	3:45 p.m.
4:05 p.m.	31-32: 200 freestyle relay	4:25 p.m.
<b>Saturday, August 6 (ends at 3:40 p.m.)</b>		
N/A	34: 400 freestyle (women)	8:00 a.m.
9:45 a.m. 30-minute warm-up in competition pool		
10:15 a.m.	35-36: 200 medley relay	10:30 a.m.
10:45 a.m.	37-38: 200 butterfly	11:25 a.m.
11:50 a.m.	39-40: 100 backstroke	12:25 p.m.
1:00 p.m.	41-42: 200 breaststroke	2:00 p.m.
2:55 p.m.	43-44: 50 freestyle	3:20 p.m.

The time line is provided as a courtesy to all swimmers. It was created using average historical scratch rates, which vary from year to year. Only use this time line as a guide to determine when events might begin. **It is the responsibility of all entrants to get to the pool well before their events.** The meet will not be held to the above timeline if events progress ahead of schedule.

**All swimmers must check in for deck seeded events by the check-in deadlines.**

# Welcome

TO

## Auburn, Alabama

AND THE

# 2011 U.S. Masters Swimming Summer National Championship

HOSTED BY  
Auburn Masters





You wouldn't **EXPECT**  
 a place this friendly  
 to be the home of so much competition.



You might expect a collegiate dynasty like Auburn to know a thing or two about swimming. You might expect the 78,000 square foot facility, a 1.6 million gallon pool, and the cutting edge diving well. But what you'll also find is unparalleled hospitality, an array of restaurants and leisure opportunities, and a healthy appreciation for all athletic traditions. Call or visit us online today to find these along with a whole lot of other cool things you might not expect.





**City of Auburn**  
Home of Auburn University

---

July 15, 2011

Welcome to Auburn, Alabama!

It is my pleasure to welcome the swimmers, coaches, and fans to the **2011 US Masters National Championships**. The City is pleased to host this event in Auburn on August 3-6, 2011.

On behalf of the citizens of Auburn, we take great pride in welcoming each of you to the area. Auburn is a wonderful university community and I hope you will have some time to enjoy our excellent hospitality during your visit. We have a growing, vibrant, and diverse city where you will find a wide array of shops, restaurants, and leisure activities. I would like to encourage you to come our way again.

If we can answer any questions for you or assist you in any way while you are in town, please stop by City Hall located at the corner of Tichenor Avenue and Gay Street, or call us at (334)501-7260.

WAR EAGLE!

A handwritten signature in black ink that reads "Bill Ham, Jr.".

Bill Ham, Jr.  
Mayor

Is

# Auburn Family All In Relief Fund



# ALL IN

To help support the victims of severe weather



Auburn Masters Swimmers are proud to host the 2011 USMS Summer National Championships.

We are equally proud to join Auburn University and the Red Cross in supporting the Auburn Family All In Relief Fund to support ongoing, long-term recovery for people and communities that were affected by tornadoes that swept across wide sections of Alabama on April 27.

In support of this effort, Auburn Masters Swimmers are donating 10 percent of our club's net revenue to the Auburn Family All In Relief Fund.

So know that the money you spent in entry fees is covering more than running the meet, it is also going to help people in our state who are rebuilding their homes and communities.

For more information on the Auburn Family All In Relief Fund, visit

<https://sna.etapestry.com/fundraiser/AmericanRedCrossLeeCounty/allin/aboutEvent.do>

## AUBURN TIGERS SWIM CAMP



### for MASTERS

**Featuring:** **Rowdy Gaines**  
*3 times Olympic Gold Medal  
Masters Record Holder*

**Brett Hawke**  
*Auburn University Head Coach  
2000 & 2004 Olympian*

**Beth Eldridge**  
*US Masters National Champion  
Masters World Champ Runner-Up*

**Mark Gangloff**  
*2 times Olympic Gold Medalist  
US Masters Record Holder*

### December 9th -11th, 2011

For more information please contact:  
**TOM HEALEY** [tomhealey2@hotmail.com](mailto:tomhealey2@hotmail.com)  
or visit our website at  
[www.auburnaquatics.com/masterscamp](http://www.auburnaquatics.com/masterscamp)  
Cost: \$425. Sign up ends on November 4th, 2011

Friday	8-9:30am	Camp Registration
	9:30-10:30	Camp Meeting/Presentation
	10:30-12:15pm	Pool Session
	12:30pm	Lunch/Video Taping
	2:30-3:30	Presentation
	3:30-5:30	Pool Session
	6:00	Dinner/Social

Saturday	8-9:30am	Breakfast/Lecture
	9:30-11:30	Pool Session
	12:00pm	Lunch/Video Taping
	2:30-4:30	Pool Session
	6:00	Dinner/Social

Sunday	8-9:00am	Breakfast/Lecture
	9:15-11:00	Pool Session
	11:00-11:30	Review
	12:00pm	BBQ Lunch
	1:00	Awards/Closing/Head for Home

**World Class facilities, World Class Coaching!**



AUBURN UNIVERSITY

OFFICE OF THE PRESIDENT

July 5, 2011

We are pleased to welcome U.S. Masters Swimmers to Auburn University for the 2011 Long Course National Championships. We have a proud tradition of swimming excellence at Auburn, as you will see from the 13 NCAA National Championship and 22 SEC Championship banners that hang over the competition pool where you will all be racing.

Of course, we are proud of our swimmers, not only as athletes, but as students. Jordan Anderson, who swam on the men's varsity team, currently is in Oxford, England, studying as a Rhodes Scholar. In 2011, swimmer Erica Meissner was a Rhodes Scholar finalist and diver Dan Mazzaferro was one of 15 student-athletes named to the Capital One Academic All-America First Team.

Auburn University has developed into one of the largest universities in the south, remaining in the educational forefront with its traditional blend of arts and applied science, and changing with the needs of today while living with a respect for the traditions and spirit that are Auburn. Our Fall 2010 enrollment was just over 25,000, with approximately 20,000 undergraduate and 5,000 graduate students. Our students can choose from more than 140 degree options in 13 schools and colleges at the undergraduate, graduate, and professional levels. Auburn has a strong commitment to the state and region as a Land Grant university. Auburn is also a Sea Grant and a Space Grant university, reflecting our commitment to the Gulf Coast and to advancements in science and engineering.

We hope you will take the time to explore our campus and the City of Auburn, where you can find fine restaurants and quiet neighborhoods. I know you will enjoy the competition pool in our James E. Martin Aquatics Center as well as our outdoor 50 meter pool. We have conditions for fast swims. The rest is up to you. Best wishes and good luck!

Sincerely,

Jay Gogue  
President

# Officials and Organizing Committee

---

## Officials

Meet Referee: Clark Hammond  
Administrative Referee: Herb Schwab  
Head Starter: Al Ness  
Chief Judge: Dave Smith

Conner Bailey Frank Odell  
Charles Eick Bill Pave  
Steven Goldman Tom Potter  
Patricia Gore Ed Saltzman  
Ralph McCrory

## Staff

Meet Director: Sarah Stallkamp  
Assistant Director: Conner Bailey  
Facilities Manager: Sarah Stallkamp  
Registration: Debra Hazeldine  
Championship  
Committee Liaison: Debbie Cavanaugh  
Volunteers: Auburn Aquatics Swim Team  
Hospitality: Jan Swiderski

*Thank You Thank You*

## Gold Medal Sponsors

---

Kelly Abner	Barbara Eisele	Jack King	Jim Sauer
Richard Adcock	John Fields	Laura Koch Davis	De Ette Sauer
Guillermo Aguilar	Mike Freshley	Elaine Krugman	Beth Schreiner
Peter Andersen	Kathryn Froehlich	Nancy Kryka	Greg Scott
Tita Arnold	Billy Gaines	Allen Larson	Sheryl Scott
Joe Aumiller	Sandy Galletly	Linda Larson	Tana Selby
Kristin Aziz	Howard Garber	William Lauer	Meg Smath
Conner Bailey	Laura Gogola	Scott Lautman	Diane Smith
Bob Bailie	Bruce Goldberg	Leslie Livingston	Jody Smith
Caroline Ball	Larry Good	James Logan	Melinda Smith
Kathy Barker	Donald Graham	Frank Manheim	Karl Sohlberg
Tom Barton	Tracy Grilli	Lucy Manheim	Allen Stark
Richard Bernstein	Jack Groselle	Jamie Marks	Carol Stark
James Biles	Laura Hamel	Jim Matysek	Chris Stevenson
William Blake	Nathan Hamilton	Michael Matz	Todd Stultz
Alex Blavatnik	Malena Hankins	Ailie McGowan	Nicola Sutherland
Sherri Bogue	Janet Harris	John Medici	Ralph Swiger
Kitten Braaten	Martha Henderson	Doug Messineo	Anthony Thompson
Denise Brown	Marty Hendrick	Celeste Miller	Frank Thompson
Donna Buck	Katherine Hennessey-Dettlaff	Michael Moore	A Susan Tyler
Bob Bugg	Kate Hibbard	Gilbert Moreno	Laura Val
Richard Burns	Jan Hinson	Elias Munguia	Danilo Vicioso
Ken Burr	Ann Hirsch	Muraji Nakazawa	Kristin Volz
Rob Butcher	Dave Holland	Heidi Natkin	Gerard Von Hoffmann
Jinxi Caddel	David Holland	Niclas Ohman	Sue Watts
June Callaway	Tom Holmberg	Ahelee Sue Osborn	Linda Webb
Rob Cambias	Tate Holt	Yoshi Oyakawa	Nana Whalen
Chris Campbell	Donna Hoee	John Pohlmann	Meegan Wilson
Joan Campbell	Heather Howland	Mary Pohlmann	Bill Winters
Kathrine Casey	Ray Huebschmann	Steven Pohnert	Jordan Wolle
Herb Chuven	Margie Hutinger	Robert Poiletman	Marian Wolle
Bob Couch	Susan Ingraham	Phyllis Quinn	Jeffrey Wood
Lawrence Day	Kendal Jacobson	Fernette Ramnath	Steve Wood
Nadine Day	Margit Jebe	Walt Reid	Tom Woods
James De Lacy	Eney Jones	Nancy Ridout	Robert Wright
Betsy Durrant	Roger Kahn	Heather Rietz	Lynn Wymelenberg
Nancy Durstein	Paul Karas	Ramses Rodriguez	Sebastian Young



# Auburn University

Auburn University, Alabama 36849-5362

James E. Martin Aquatics Center

Telephone: (334) 844-4182

August 3, 2011

Welcome to Auburn!

It is with great pleasure that Auburn Masters Swimming and the James E Martin Aquatics Center at Auburn University welcome you to the 2011 USMS Summer Nationals.

The Competition pool at the Aquatics Center has successfully hosted many large competitions, including the 1994, 2003, and 2009 SEC Swimming and Diving Championships. We have also hosted the 1998 Men's and 2003 Women's NCAA Division I Championships and are the future host of the 2012 Women's NCAA Division I Championships. In addition the JEM Aquatics Center was host to the 1995, 2000 and 2005 US Open Championships. The water depth and flow over gutter system help to make the pool one of the fastest in the world as evidenced by the number of NCAA, American, Masters and US Open records set in it. We expect this week to add a few more records to our total.

The Auburn-Opelika area is a wonderful community that is proud to play host to this event. The area is home to Auburn University and the scenic Grand National Golf Course designed by Robert Trent Jones. We hope you take the time after you are finished racing for the day to explore the area.

I would like to thank the many people and groups that have assisted us in organizing and putting on this event, including but certainly not limited to the members of Auburn Masters Swimming, the Auburn-Opelika Tourism Bureau, Auburn University, Auburn University Swimming and Diving Team and Auburn Aquatics.

Sincerely,



Sarah Stallkamp

Meet Director, 2011 USMS Summer Nationals



...would like to thank our corporate partners and sponsors.  
Visit [usms.org](http://usms.org) for links, special offers and promotions.

## PARTNERS



### AFFINITY PARTNERS



### MEDIA PARTNERS



### Exclusive Information and Content

- Subscription to SWIMMER magazine
- Monthly member e-newsletter *STREAMLINES*
- Monthly coach's e-newsletter *STREAMLINES for Coaches*
- Create your own blog and share your photo album with the swimming community on [usms.org](http://usms.org)
- Create a personal [usms.org](http://usms.org) email address
- Track your fitness activities via online fitness logs
- Rent instructional videos from USMS video library

### Fitness/Participation Programs

- Opportunity to participate in the popular One-Hour Swim, 3000-yard swim, 6,000-yard swim, 5K swim and 10K swim
- Opportunity to participate in fitness programs such as NikeSwim *Go the Distance* and *Check-off Challenge*
- Opportunity to attend USMS weekend development programs such as *SwimFest*

### Competition Programs

- Opportunity to compete in USMS pool and open water events and spring and summer pool national championships

### Recognition and Awards

- Tracking and archiving your event results on [usms.org](http://usms.org)
- Recognition and awards for Top 10 and All-American status

### Volunteer Opportunities

- Opportunity to lead within your LMSC and USMS



### Coaching

- Exclusive online access to workouts by USMS coaches
- Access to coached workout programs in your area
- Access to coached workouts nationwide when traveling
- Opportunity to receive program development support, including visits from USMS Club and Coach Services

### Insurance

- Coverage while participating in USMS insured activities:
  - \$25,000 of excess accident insurance for medical & dental
  - \$5,000 of accidental death insurance
  - Up to \$650 of temporary disability insurance
  - Liability insurance for USMS practices, meets and approved activities

### Grants

- Access to available grants for your local club development through the USMS Endowment Fund

### Sponsors Discounts

- Exclusive sponsor discounts and rewards

Full details online at [usms.org](http://usms.org)

# Contents

---

<b>Time Line</b>	<i>ii</i>
<b>Officials and Organizing Committee</b>	<i>viii</i>
<b>Gold Medal Sponsors</b>	<i>viii</i>
<b>Meet Information</b>	<i>1</i>
<b>National Championship Relay Procedures</b>	<i>3</i>
<b>Team Roster — Local Clubs</b>	<i>5</i>
<b>Team Roster — Regional Clubs</b>	<i>7</i>
<b>Athlete Roster (by Team)</b>	<i>9</i>
<b>Day 1 — Wednesday, August 3</b>	<i>21</i>
<b>Day 2 — Thursday, August 4</b>	<i>25</i>
<b>Day 3 — Friday, August 5</b>	<i>33</i>
<b>Day 4 — Saturday, August 6</b>	<i>43</i>
<b>National Records</b>	<i>51</i>
<b>World Records</b>	<i>58</i>
<b>Facility Map</b>	<i>67</i>

# Meet Information

## Seeding

All events have been preseeded except for the 800 and 1500 freestyles and the 400 IM. Men's heats will precede women's heats for each event. The 800 Free, 1500 Free and 400 IM will be seeded slowest to fastest by entry time, regardless of age. All other events are seeded by age group, with the oldest age groups first, slowest to fastest within each age group.

## Check-In for 800 and 1500 Freestyle and 400 IM

Positive check-in is required for the 800 and 1500 freestyle events and the 400 IM. Check-in can be done in person at the pool or online. Coaches or teammates may check in for those swimmers whose travel plans do not permit check-in by the deadlines. **Check-in online at [usms.org/comp/lcnats11/heats/checkin.php](http://usms.org/comp/lcnats11/heats/checkin.php)**. Failure to check in will result in the swimmer being scratched from the event.

## Check-in Times

For each of the following events, online check-in (at [usms.org](http://usms.org)) opens Monday at 7:00 a.m. (CDT) and closes at the same time as on-site deadlines. On-site check-in for all events will open Tuesday at 1:00 p.m. (CDT) and will close according to the following schedule:

Weds., Aug. 3	800 freestyle	7:00 a.m.
	1500 freestyle	9:00 a.m.
Thurs., Aug. 4	400 IM	7:00 a.m.

## Relay Information

Swimmers may enter relays until 4:00 p.m. on the day before the relay is scheduled. Each competitor is allowed to swim only one freestyle relay, one medley relay, one mixed freestyle relay and one mixed medley relay. The entry fee for each relay is \$12 (cash or check only). Relay entries are submitted at the relay desk in the registration area. Each of the four members of the relay team must be registered with the same Masters club. The relay entry fee is in addition to individual events. Relay entry forms are available in the registration area. Relay cards may be picked up at 8:30 a.m. on the day of the relay.

## Relay Submission Deadlines

Wed., Aug. 3	200 mixed free relay	4:00 p.m.
Thurs., Aug. 4	200 mixed medley relay 200 freestyle relay	
	200 medley relay	

---

## Warm-up Times

The competition pool will be open for warm-up on Tuesday, August 2, from 1:00 p.m. to 8:00 p.m. On competition days, the competition pool will be open from 6:30 a.m. until 7:50 a.m. and the warm-up pools will be available from 6:30 a.m. until the conclusion of the final event. The competition pool will be open for at least 30 minutes following the last event each day and until at least 7:00 p.m. on Wednesday, August 3.

## Warm-up Procedures

Swimmers must enter the pool feet first in a cautious and controlled manner. No diving or backstroke starts will be allowed except in designated sprint lanes. No diving or backstroke starts will be allowed in the warm-up pool. Two lanes will be designated as one-way sprint lanes during the pre-meet warm-up session in the competition pool only. No sprint lanes will be designated in the warm-up pool. Any swimmer who acts in an unsportsmanlike or unsafe manner within the swimming venue, may be considered for appropriate action or penalty by the referee (rule 102.15.3). Pull-buoys, kick boards, fins and hand paddles are not allowed in the competition pool or the indoor warm-up pool, but are allowed in the outdoor pool.

## Split Notification

Split request for Records or Top 10 are only required for an initial distance of an individual backstroke event. The swimmer is responsible for picking up the split notification form from the admin referee, filling it out and returning it to the admin referee. A split request for initial distances of all other individual events (excluding backstroke) and for all relay leadoff splits is submitted on behalf of all swimmers and swimmers do not need to submit split requests for those events.

## Awards

Medals will be given for first through tenth places in each age group for each event. A U.S. Masters Swimming championship patch will be given to each individual and relay team member for the first event won. Swimmers winning more than one event may purchase additional patches. Unclaimed awards will not be mailed.


## Club Scoring

Championship banners will be presented to the top 10 clubs in the regional and local club divisions. These will be presented at the conclusion of the meet on Saturday, August 6.

## Online Coverage

**Follow the event online at [usms.org](http://usms.org) and on our Facebook page, where we will post photos and daily video recaps and stories.**

**WE ARE  
FUELED BY  
DETERMINATION,  
RESOLVE AND  
RIDICULOUS  
AMOUNTS OF  
TRAINING.**



# National Championship Relay Procedures

---

## Day Prior to Each Relay

By 4:00 p.m., relay entry forms for all relays on the next day must be turned in to the relay desk. No changes in age group or seed time may be made after this time.

## Day of the Relay

At 8:30 a.m. relay cards for that day's relays may be picked up at the relay desk. Relay heat sheets will be posted.

## General Relay Information:

- ◆ Relays may be entered until 4:00 p.m. on the day before the relay is to be swum. All relays cost \$12. Payment is required at the time of entry. Refunds will not be given for duplications and scratches, so it is recommended that only team representatives handle relay entries.
- ◆ All relay members must have entered the meet and paid the individual or relay surcharge by the individual meet entry deadline (received by June 29, 2011).
- ◆ Prior to the 4:00 p.m. relay entry deadline, swimmers may fill out a relay information sheet with the relay swimmers' names, ages, and #1 swimmer indicated. If this information is provided prior to that relay's entry deadline, the information will be printed on the relay card prior to pick up by the swimmer at 8:30 a.m. on the day of the relay.
- ◆ Substitution of swimmers is allowed until the relay swim starts. You must enter any changes on the relay card prior to giving the card to the timer, just before the relay is swum. No changes in age group or seed time are allowed. Any change of swimmers must keep the relay team in the same age group or the relay will be disqualified.
- ◆ Relay heat sheets will be posted and relay cards must be picked up at the relay desk after 8:30 a.m. on the day of the relay. Prior to the swimming of the relay, the card must contain the following information:
  1. Name of each swimmer competing in the relay
  2. Age of each swimmer
  3. Indication of the leadoff swimmer with a #1 by his/her name

## PLEASE NOTE:

**Relay cards will not be checked for mistakes and omissions made by team representatives. Disqualifications resulting from mistakes and omissions shall not be reconsidered. Accuracy and completeness are the responsibility of the coaches and/or swimmers submitting the relay cards.**

TRISWIM.

Aqua Therapy Chlorine Out Hair & Body

# POST SWIM POST SWIM



:: Family of Products ::

**TRISLIDE**  
Anti-Chafe Spray Skin Lube

**FOGGLE**  
Anti-Fog Cleaning Towelettes



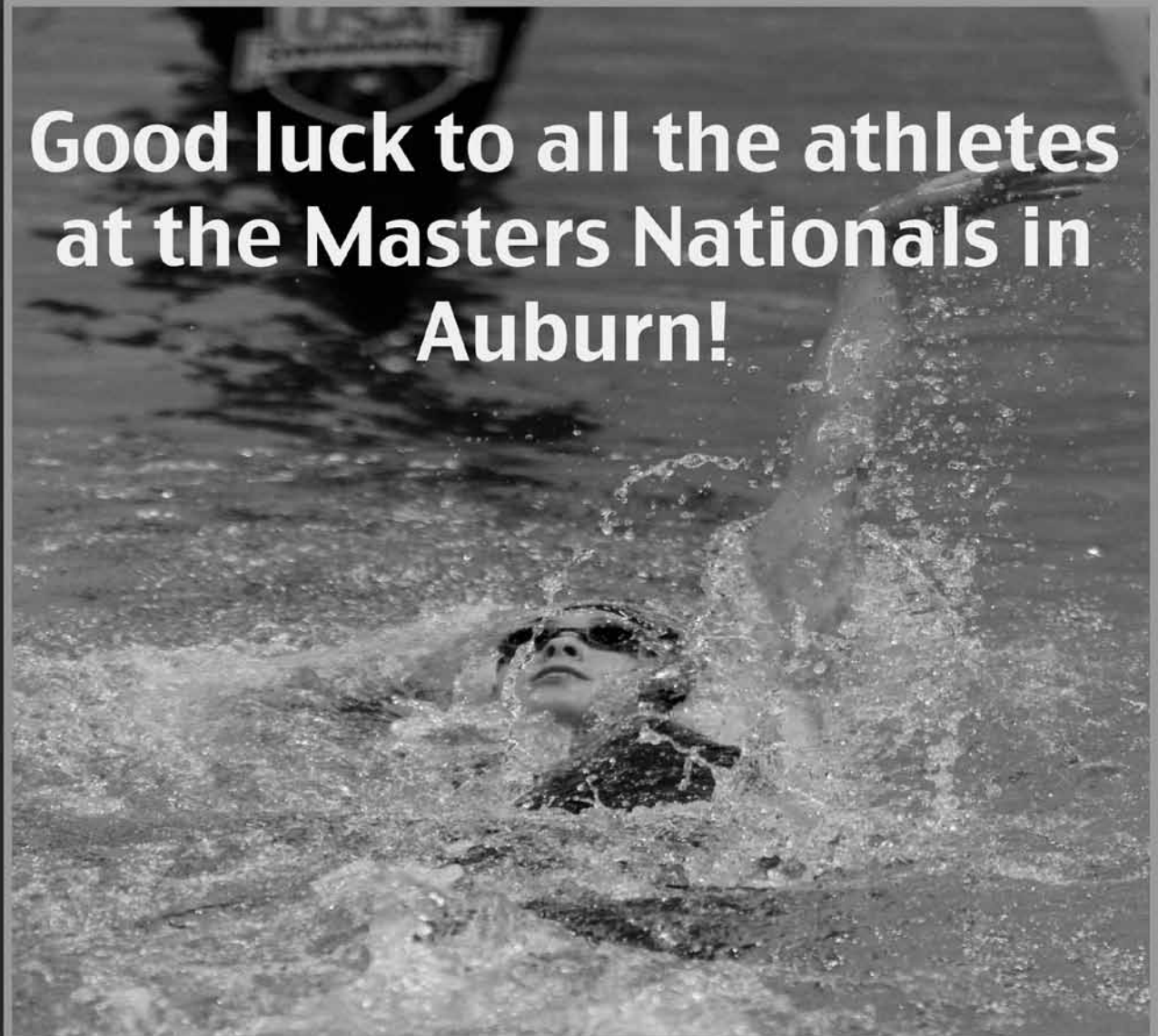
**U.S. MASTERS SWIMMING # 1 TESTED & APPROVED**

**SBR**



# Team Roster — Local Clubs

About Time Masters Swimming	ATMS	Garden State Masters	GSM
Americus Albany Masters Aquatics	AAMA	Gator Swim Club	GSC
Area Tallahassee Aquatic Club	ATAC	Georgetown Texas Masters	GTTM
Arkansas Masters	ARKM	Germantown Maryland Masters	GERM
Asphalt Green Masters	AGUA	Gold Coast Masters	GOLD
Atlanta Rainbow Trout	ART	Grand Strand Masters Swimming	GSMS
Atlanta Water Jocks	AWJ	Greater Knoxville Masters	GKMS
Auburn Master Swimmers	AMS	Greater Oconee Masters Team	GOMT
Badger Masters	BDGR	Gulf Coast Pirate Swimmers	GCPS
Barracuda Masters	BARM	Huntsville Swim Assoc	HUNT
Barracuda Swim Club of Northeast	BASC	Indy Aquatic Masters	INDY
Bearcat Masters	BCTM	Irving Masters Swim Club	IMSC
Birmingham Swim League	BSLM	Jersey Area Multisport	JAM
Blu Frog Team	BLU	Katy Aquatic Masters Swimming	KAMS
Bluffton Masters Fins	BLF	Lake Lytal Masters	LYTA
Brazos Splash Masters	BSM	Longhorn Aquatics	TXLA
Cairns Sea Eagles	QSE	Los Angeles Peninsula Swimmers	LAPS
Caparra Country Club	CAP	Machine Aquatics	MACH
Carson Tigersharks	CARS	Madison Titans	MATT
Carson Valley Masters	CVM	Magic City Masters	MGCM
Central Alabama Master Swimmers	CAMS	Maine Masters Swim Club	MESC
Chattanooga River Rats	RATS	Mako Masters	MMST
Chelsea Piers Masters	CHEL	Marin Pirates Masters	MPM
City of Mobile Swim Association	CMSA	Marlins Masters	LINS
Colonials 1776	1776	Masters of South Texas	MOST
Columbia Masters	COLM	Menlo Masters Aka Team Sheeper	MELO
Columbus Sharks Masters	CSMT	Metro Masters Swim Club	METR
Conejo Valley Multisport Masters	CVMM	Middle TN Masters Swim Club	MTSC
Covina Aquatics Association: M	CAAM	Midtown Weston Aquatics	MWA
Dallas Aquatic Masters	DAMM	Minnesota Masters Swim Club	MINN
Danville Y Silver Dolphins	DANY	Mission Viejo Masters	MVN
Dayton Area Sharks	DAS	Montclair Swim Club	MSC
Dayton Raiders Masters	DRM	Montgomery Ancient Mariners	ANCM
Daytona Beach Masters Swimming	DBMS	Mountain View Masters	MVM
DeKalb Aquatics Masters	DAQM	Movy Masters	MOVY
Doc IU Masters Swimming	DOC	Music City Masters	MCMS
Dominicana Masters	DOM	Nashville Aquatic Club Masters	NASH
Eastern Shore Masters Swimming	ESMS	Nitro Swimming	NITR
El Milenio	MIL	North Baltimore Aquatic Club Masters	NBAC
Episcopal Amberjax Masters	EAJM	Nort'landers Swim Club	NORT
Excel Aquatics Masters	EXCL	Novaquatics Masters	NOVA
Florida League Of Aquatics	FLA	O*H*I*O Masters Swim Club	O*H*
Florida Maverick Masters	FMM	Oundle and District Swimming C	OUNA
Fort Lauderdale Aquatics	FLAQ	Palmetto Masters	PALM
Four Seasons YMCA Masters	FSYM	Patriot Masters Swim Team	GMUP
Fullerton Fast Masters Team	FMT	Pennypack Aquatic & Fitness Club	PAFC



**Good luck to all the athletes  
at the Masters Nationals in  
Auburn!**

**Myrtha Pools is proud to be a new partner of  
U.S. MASTERS SWIMMING  
We are here for all your aquatic needs!**



**Myrtha  
Pools**

[www.myrthapools.com](http://www.myrthapools.com)



**MYRTHA POOLS USA, INC.** 2 N. Tamiami Trail Suite 306, Sarasota, FL, 34236 | P: - 941.955.2591 | F: - 941.955.0862 | Toll Free: 877-MPUSAPOOL  
West Coast Regional Office - Colorado Springs, CO

Phoenix Swim Club	PHX	Stingrays Masters Swimming	RAY
Plano Wetcats	PCAT	Swift Swimming	SWIF
Poseidon - Moscow, Russia	POSE	T2 Naples Masters	T2NM
Prattville Prehistoric Sea Lions	PPSL	Tamalpais Aquatic Masters	TAM
Quest Masters Swim Team	QMST	Team Pittsburgh Masters	TPIT
Reston Masters Swim Team	RMST	Terrapin Masters	TERR
Rice Aquatic Masters	RICE	The Olympic Club	TOC
Rose Bowl Masters	ROSE	Trillium Y Masters Swimming	TYMS
S W I M Florida Masters Inc	SWIM	Ucla Bruin Masters	UCLA
San Diego Swim Masters	SDSM	Unattached	UNAT
San Jose Indoor Club	SJIC	Unattached Masters Alberta	UMAB
Sarasota YMCA Sharks	SYSM	University of San Francisco Masters	USF
Sawtooth Masters	SAWS	Ventura County Masters	VCM
Shoals Sharks Masters	SSMS	Virginia Masters Swim Team	VMST
Sierra Nevada Masters	SNM	Walnut Creek Masters	WCM
South Palo Alto Masters	SPAS	Warner Robins Aquanauts Master	WRAM
Southern California Aquatic Masters	SCAQ	Woodlands Masters Swim Team	WMST
St. Louis Area Masters	SLAM	Y of Central Florida Masters	YCFM

## Team Roster — Regional Clubs

Alaska Masters Swim Club	AKMS
Arizona Masters Swim Club Inc	ARIZ
Colorado Masters Swimming	CMS
Florida Aquatic Combined Team	FACT
Georgia Masters	GAJA
Illinois Masters	IM
Iowa Masters	IAMA
Michigan Masters	MICH
New England Masters Swim Club	NEM
New Mexico Masters	NMMS
North Carolina Masters Swimming	NCMS
Oregon Masters	OREG
Pacific Northwest Aquatics	PNA
Southern Masters Swimmers	SMS
Swim Kentucky Masters	SKY
Swim Utah	UTAH
Wisconsin Masters Aquatic Club	WMAC



**The Buffalo Connection**  
610 Shug Jordan Parkway  
Auburn, AL 36830

**Monday – Thursday**  
11:00am to 9:30pm

**Friday – Saturday**  
11:00am to 10:30pm

**Sunday**  
CLOSED

**334-821-2700**  
[www.buffcon.net](http://www.buffcon.net)

\*Operated by an Auburn  
Swimming Alum

**Splash into Buffalo Connection  
for your protein packed dining  
needs!**



**“Home of the World’s Best  
Wings!”**



# Kiefer

Everything but the water since 1947



## **YOU'RE A MASTER! LET IT SHOW!**

Look the part of a master in and out of the water with swimwear, training gear, and USMS apparel from Kiefer. Shop [www.kiefer.com](http://www.kiefer.com) for the newest U.S. Masters Swimming apparel.

1-800-323-4071 • [www.kiefer.com](http://www.kiefer.com)



# Athlete Roster (by Team)

2011 US Masters Swimming Summer Nationals

Auburn University

Team Roster

Name	Age	Name	Age	Name	Age	Name	Age
<b>About Time Masters Swimming</b>		Bailey, Conner	M65	<b>Bluffton Masters Fins</b>		<b>Total: 1</b>	
Glasscock, Carson	M51	Boldt, William S	M51	Eisele, Barbara M	W81	<b>Columbus Sharks Masters</b>	
Woods, Alan S	M45	Byers, Christopher H	M46	<b>Total: 1</b>		Keyser, David	M44
<b>Total: 2</b>		Ewing, Emile C	W24	<b>Brazos Splash Masters</b>		Stickney, Mike P	M55
<b>Alaska Masters Swim Club</b>		Gangloff, Karen A	W29	Schueckler, Leslie P	W56	<b>Total: 2</b>	
Brooks, Catherine	W63	Gangloff, Mark	M29	<b>Total: 1</b>		<b>Conejo Valley Multisport Maste</b>	
Brooks, Forest	M64	Hughey, Richard L	M48	<b>Cairns Sea Eagles</b>		Smith, Diane G	W66
<b>Total: 2</b>		Jackson, Rob	M36	Taylor, Donald	M61	<b>Total: 1</b>	
<b>Americus Albany Masters Aquati</b>		McElroy, Scott	M35	<b>Total: 1</b>		<b>Covina Aquatics Association: M</b>	
De Mott, Tim J	M43	Miyashita, Yuta	M21	<b>Caparra Country Club</b>		Maki, Christine D	W41
Garcia, Morgan D	M37	Pechman, Scott	M45	Finn, Bertram P	M71	<b>Total: 1</b>	
<b>Total: 2</b>		Phillpott, Justin W	M43	<b>Total: 1</b>		<b>Dallas Aquatic Masters</b>	
<b>Area Tallahassee Aquatic Club</b>		Riley, Kimberlee M	W47	<b>Carson Tigersharks</b>		Glass, Laura	W31
Lind, Celeste	W52	Roark, Frances L	W65	Ngo, Josh N	M22	Goldberg, Bruce D	M60
<b>Total: 1</b>		Roark, Roland S	M63	Theilemann, Ryan S	M27	Jones, Eney	W51
<b>Arizona Masters Swim Club Inc</b>		Shaw, Chris	M29	<b>Total: 2</b>		Sikora, Rod	M51
Dawson-Cook, Susan E	W48	Stallkamp, Sarah E	W31	<b>Carson Valley Masters</b>		<b>Total: 4</b>	
Dickson, Kurt F	M44	Stuckwisch, Matthew	M26	Cannon, Richard P	M54	<b>Danville Y Silver Dolphins</b>	
Goldstein, Simon	M74	Winters, Bill	M44	<b>Total: 1</b>		Day, Nadine K	W41
Hagen, Dean	M49	Wolf, Sara	W43	<b>Central Alabama Master Swimmer</b>		<b>Total: 1</b>	
Schindler, Brandon J	M35	Zappile, Tina	W35	LaPlatney, Pat	M52	<b>Dayton Area Sharks</b>	
Vargas, Daniel	M51	<b>Total: 21</b>		<b>Total: 1</b>		Bronk, Burt V	M80
<b>Total: 6</b>		<b>Badger Masters</b>		<b>Chattanooga River Rats</b>		Trimble, Ginny	W27
<b>Arkansas Masters</b>		Kahn, Roger H	M56	Hancock, Thomas	M48	<b>Total: 2</b>	
Martin, Doug	M58	Newman, Steven M	M49	<b>Total: 1</b>		<b>Dayton Raiders Masters</b>	
Ragland, John C	M24	<b>Total: 2</b>		<b>Chelsea Piers Masters</b>		Frayne, Anne M	W57
Rutenberg, Howard	M64	<b>Barracuda Masters</b>		Borderies, Pascal	M52	Helt, Jaclyn M	W33
Schwartz, Marvin B	M63	Eastman, James Chris	M46	<b>Total: 1</b>		Landis, James W	M27
<b>Total: 4</b>		<b>Barracuda Swim Club of Northea</b>		<b>City of Mobile Swim Associatio</b>		<b>Total: 3</b>	
<b>Asphalt Green Masters</b>		King, Jack F	M48	Anderson, Eric R	M48	<b>Daytona Beach Masters Swimming</b>	
Bernstein, Richard F	M65	<b>Total: 1</b>		Babington, Joseph P	M52	Gabriel, Noah	M46
Coley, Allison L	W35	<b>Bearcat Masters</b>		Brigham, William	M52	<b>Total: 1</b>	
Craffey, Joan P	W58	Zhai, Eric	M30	Mackin, Donna H	W43	<b>DeKalb Aquatics Masters</b>	
Harris, Janet	W46	<b>Total: 1</b>		Omainsky, Bob	M52	Muhammad, Sabir K	M35
Katz, Jane	W68	<b>Birmingham Swim League</b>		<b>Total: 5</b>		<b>Total: 1</b>	
Kondratev, Juri P	M33	Duckett, Andy R	M43	<b>Colonials 1776</b>		<b>Doc IU Masters Swimming</b>	
<b>Total: 6</b>		Hinson, Jan D	W57	Watts, Sue N	W57	Finn, Peter R	M57
<b>Atlanta Rainbow Trout</b>		Taylor, Chip	M54	<b>Total: 1</b>		Schickore, Jutta	W47
Dominguez, Kristin A	W26	White, James H	M41	<b>Colorado Masters Swimming</b>		Wright, Robert E	M57
Miller, Cliff	M45	<b>Total: 4</b>		Barker, Kathy	W34	<b>Total: 3</b>	
<b>Total: 2</b>		<b>Blu Frog Team</b>		Burgess, Thom	M69	<b>Dominicana Masters</b>	
<b>Atlanta Water Jocks</b>		Caligiuri, Dan A	M55	Crouch, Kim	W50	Vicioso, Danilo	M48
Eng, David G	M53	Chance, Danielle R	W30	Dilley, Brenda K	W47	<b>Total: 1</b>	
Fields, John A	M55	Livingston, Terry	M44	Scott, Greg C	M52	<b>Eastern Shore Masters Swimming</b>	
Graham, Bart L	M51	Middleton, Marc D	M60	Yoder, Margie E	W59	Parker, James C	M72
Tacca, Jeffrey	M45	Roberts, Deborah S	W46	<b>Total: 6</b>		<b>Total: 1</b>	
<b>Total: 4</b>		Wood, Steve	M51	<b>Columbia Masters</b>		<b>El Milenio</b>	
<b>Auburn Master Swimmers</b>		<b>Total: 6</b>		Poiletman, Robert M	M68		

# FUEL RIGHT, FEEL GREAT!®

Robert Strand sets a world record in the 200-yard breaststroke (men 65-69) during the 2011 USMS Spring Nationals. Photo : [www.wadleyphotography.com](http://www.wadleyphotography.com)



**U.S. MASTERS  
SWIMMING**

Official Sponsor of USMS

Whether you're a marathon swimmer or a 50-yard sprinter, Hammer Nutrition has the products that you need to perform at your best. Give your body the clean, healthy fuel it craves and experience **long-lasting energy, increased endurance, reduced fatigue, and better recovery** guaranteed!

Try any of our superior fuels today and find out for yourself what it means to 'Fuel Right, Feel Great!®'



**ORDER TODAY!**

1.800.336.1977

[www.hammernutrition.com](http://www.hammernutrition.com)

2011 US Masters Swimming Summer Nationals

Auburn University

Team Roster

Name	Age	Name	Age	Name	Age	Name	Age
<b>El Milenio</b>		Abner, Kelly A	W21	Carver, David	M57	Moore, Deborah S	W49
Aguabella, Pablo E	M34	Aguilar, Guillermo	M22	Chuyen, Herb	M72	Natkin, Heidi	W37
Brenes, Marco	M40	Ball, Caroline	W22	Copeland, Rob	M55	O'Leary, Britta	W27
Cabada, Maria	W48	Blavatnik, Alex	M47	Countryman, Marianne	W47	Ottosen, Sue C	W68
Camacho, Martha	W46	Burns, Joel J	M65	Cunningham, Carol E	W54	Palm, Jeff A	M40
Gonzalez, Ana Lucia	W49	Garza, Richard J	M23	Curran, Caitie B	W24	Perry, Andrew M	M43
Mora, Eduardo	M33	Hendrick, Marty	M53	Cutrone, Robert M	M57	Petmecky, Dolores E	W76
Navarro, Jeiko	M37	Lage, Terry L	M43	Czekala, Charlotte G	W73	Quanrud, John O	M65
Perera, Boabdil	M36	Larson, Linda L	W56	Davis, Brett A	M45	Ray, Craig	M73
Robert, Michelle	W42	Marks, Jamie L	W23	Dixon, Richard B	M78	Reid, Joe	M63
Rodriguez, Jose Ignacio	M34	McGowan, Ailie	W21	Dudley, Bill	M67	Rogers, Mark L	M46
Soto, Alvaro	M21	Pardo, Robert R	M38	Dunivin, Anne A	W95	Schneider, Margo M	W64
Weisleder, Rodney	M40	Sutherland, Nicola J	W28	Dunlap, Marion T	M78	Schyck, Stephen M	M70
<b>Total: 12</b>		Tatterson, Bryan R	M47	Dyer, Christopher S	M30	Sealey, Thomas B	M51
<b>Episcopal Amberjax Masters</b>		Volz, Kristin R	W38	Frankenthaler, S E "bud"	M78	Seaman, Kim A	W28
Benner, Amy L	W28	Webb, Linda	W66	Gellin, Jonathan C	M31	Selby, Tana M	W52
Wells, D Scott	M50	Wray, James G	M40	Gfroerer, George	M78	Sharpe, Pamela E	W58
<b>Total: 2</b>		Young, Sebastian	M29	Greely, Kathleen M	W51	Smith, James O	M24
<b>Excel Aquatics Masters</b>		<b>Total: 18</b>		Greely, Ryan H	M25	Stephens, Mary Lou	W69
Ammon, Craig	M43	<b>Four Seasons YMCA Masters</b>		Haase, Judith L	W71	Stolz, Hal F	M77
Dunne, Patrick W	M45	Hardin, Channing M	M20	Hamilton, Berry	M58	Stolz, Irwin W	M82
Dunne, Reed	M48	<b>Total: 1</b>		Hankins, Malena	W38	Tartaglione, Mike	M40
Dunne, Timothy J	M43	<b>Fullerton Fast Masters Team</b>		Harlow, Megan M	W24	Vazquez, Maria E	W46
Rietz, Heather	W43	Bergstrom, Robert W	M70	Harwart, Paul H	M54	Veater, Betty B	W65
Stickney, Bob	M56	<b>Total: 1</b>		Henson, Susan P	W42	Wallin, Lawrence	M55
<b>Total: 6</b>		<b>Garden State Masters</b>		Hildebrandt, David C	M56	Watson, Lisa L	W57
<b>Florida Aquatic Combined Team</b>		Bohan, Richard P	M60	Hooe, Donna L	W49	Weselman, Brad C	M42
Campbell, Joan K	W81	Fisher, Jane	W75	Huebschmann, Ray E	M67	Weselman, Kelly O	W41
Durstein, Nancy N	W82	Luallen-Egg, Andrea	W46	Ibarguen, Alison O	W49	Whalen, Nana	W74
Henderson, Martha J	W75	<b>Total: 3</b>		Jones, Cathy W	W40	Wilkes, Jacquelyn M	W28
Holmes, Rogers B	M90	<b>Gator Swim Club</b>		Klenzak, Andy	M45	Williamson, Francine S	W63
Messineo, Doug	M71	Holman, Mary E	W25	Krause, Emily J	W23	Woods, Albert H	M82
Murray, Harold J	M70	Holman, Sara E	W25	Krugman, Elaine	W49	Wrolson, Kelly M	W44
Roebuck, Mary H	W50	<b>Total: 2</b>		Kucharski, Michael R	M44	Yarbrough, Myrna N	W50
Trevison, Ellie	W68	<b>Georgetown Texas Masters</b>		Larson, Joyce M	W61	Zeigler, John V	M66
Trevison, Rick	M69	Seagraves, Bob A	M55	Lavery, Catherine F	W52	<b>Total: 97</b>	
Wilson, Meegan	W63	<b>Total: 1</b>		Leen, Walter D	M69	<b>Germantown Maryland Masters</b>	
<b>Total: 10</b>		<b>Georgia Masters</b>		LeVasseur, Richard G	M57	Lappin, Jeanne L	W56
<b>Florida League Of Aquatics</b>		Almand, Jennifer C	W53	Logan, James J	M58	<b>Total: 1</b>	
Meintjies, Bruce E	M70	Aziz, Kristin A	W46	Lovell, Gilbert R	M79	<b>Gold Coast Masters</b>	
<b>Total: 1</b>		Baird, Justus	M68	Mann, Billy H	M78	Cavanaugh, Cav	M76
<b>Florida Maverick Masters</b>		Barber, Gina R	W64	Mattson, Skippy	W58	Cavanaugh, Debbie D	W53
Allen, Jean M	W71	Beach, Lynn	W55	Mc Auley, Herb	M89	Hughes, Maureen C	W58
Bogue, Sherri L	W47	Beatty, Mark S	M42	Mc Gee, Beth O	W49	LeClair, Dale A	W42
Hutinger, Margie	W71	Bugg, Bob	M54	McCarthy, Patrick J	M52	LeClair, David W	M44
Troy, Jean D	W84	Callaway, June	W77	McCool, Michael J	M49	McDonnell, Peggy H	W56
Vijil, Rosie	W77	Callaway, Priscilla W	W72	McNamara, Paul (Tank) F	M48	McIntyre, David R	M74
<b>Total: 5</b>		Campbell, Mary R	W63	Mead, Mary-Mead A	W70	Mitchell, Jeannie R	W65
<b>Fort Lauderdale Aquatics</b>		Cargill, Kevin T	M25	Michalke, Doug	M58	Pace, Todd H	M43
				Miller, David W	M71	Protzman, Barbara	W57
				Mitchell, Jack	M84		

TRAIN WITH THE NEW  
**AQUAPULSE & VELO TECH SUIT**



*Jason Lezak*  
**JASON LEZAK**  
7-Time Olympic Medalist  
Current World Record Holder

THE  
**PERFECT TEAM**

  Watch a video of the New AquaPulse Heart Monitor  
Get the free Microsoft Tag Reader App for your phone at <http://gettag.mobi>

**Fina 2011 APPROVED**

**FINIS**  
FINISinc.com



**2011 US Masters Swimming Summer Nationals**

**Auburn University**

**Team Roster**

Name	Age	Name	Age	Name	Age	Name	Age
<b>Gold Coast Masters</b>		Stevens, Kimberly J	W46	Vaughan, Libba	W40	Lima, Raphael G	M30
Quiggin, David	M67	Young, Robert	M47	<b>Total: 1</b>		Seibold, Trey R	M43
Sargeant, Pat A	W58	<b>Total: 15</b>		<b>Maine Masters Swim Club</b>		<b>Total: 2</b>	
Walker, Scott J	M43	<b>Indy Aquatic Masters</b>		Kupan, Cheryl A	W47	<b>Minnesota Masters Swim Club</b>	
<b>Total: 13</b>		Christoffel, Ben J	M35	Uustal, Diann B	W65	Furman, Joseph E	M79
<b>Grand Strand Masters Swimming</b>		Costill, David	M75	<b>Total: 2</b>		Kryka, Nancy	W56
List, Robert W	M66	Goldstein, Mel E	M73	<b>Mako Masters</b>		<b>Total: 2</b>	
<b>Total: 1</b>		Jones, Rose	W33	Whitmore, David C	M50	<b>Mission Viejo Masters</b>	
<b>Greater Knoxville Masters</b>		Mennen, Marty A	M75	<b>Total: 1</b>		Bright, John M	M47
Burlingame, Sharon M	W55	Newell, Sally	W74	<b>Marin Pirates Masters</b>		<b>Total: 1</b>	
Jones, Judd	M53	<b>Total: 6</b>		Bernard, Alan D	M62	<b>Montclair Swim Club</b>	
Lauer, William J	M77	<b>Iowa Masters</b>		<b>Total: 1</b>		Scalise, James A	M60
<b>Total: 3</b>		Carey, James D	M70	<b>Marlins Masters</b>		<b>Total: 1</b>	
<b>Greater Oconee Masters Team</b>		<b>Total: 1</b>		Malcolm, Doug C	M54	<b>Montgomery Ancient Mariners</b>	
Beardmore, Roger O	M60	<b>Irving Masters Swim Club</b>		<b>Total: 1</b>		Lim-Sharpe, Judy	W60
Tarver, Stacy L	W41	Myer, Cynthia J	W58	<b>Masters of South Texas</b>		Pugliese, Mark	M59
<b>Total: 2</b>		<b>Total: 1</b>		Blake, William V	M74	<b>Total: 2</b>	
<b>Gulf Coast Pirate Swimmers</b>		<b>Jersey Area Multisport</b>		Blanco, Alonso O	M37	<b>Mountain View Masters</b>	
Ascherfeld, Ray	M76	Hiltabiddle, Steve	M45	Callaway, Linda S	W58	Campbell, Chris	M50
Clarke, Katherine B	W67	<b>Total: 1</b>		Ingraham, Susan R	W52	Kadi, Mike	M47
Fair, Steven L	M43	<b>Katy Aquatic Masters Swimming</b>		Morley, Don T	M61	Smith, Jody L	W42
Menk, Sally W	W73	Morgan, Nicole L	W33	Sauer, De Ette A	W70	<b>Total: 3</b>	
Miller, Kay	W77	<b>Total: 1</b>		<b>Total: 6</b>		<b>Movy Masters</b>	
Stone, Marjorie	W88	<b>Lake Lytal Masters</b>		<b>Menlo Masters Aka Team Sheepar</b>		Bohl, Nan	W82
<b>Total: 6</b>		Rust, Catherine M	W58	Pyle, Mike	M36	Eldridge, Beth	W41
<b>Huntsville Swim Assoc</b>		Templin, Alison M	W21	<b>Total: 1</b>		Martin-Sherlock, Ann L	W41
Butler, Mike D	M51	<b>Total: 2</b>		<b>Metro Masters Swim Club</b>		Schoenhofer, Mark T	M51
Crook, Bob	M51	<b>Longhorn Aquatics</b>		Winokur, Eliot	M67	Thompson, Anthony G	M47
Lynd, Howard W	M45	Guthrie, David M	M51	<b>Total: 1</b>		Wright, Robert W	M61
Migliozzi, Colette I	W51	Jacobson, Kendal R	W45	<b>Michigan Masters</b>		<b>Total: 6</b>	
Neville, William P	M53	Murff, Don	M70	Aumiller, Joe F	M54	<b>Music City Masters</b>	
Smith, Brent	M71	Sauer, Jim	M54	Brown, Denise H	W52	Thomason, Doug	M49
Wintzinger, Ro	M50	Wood, Larry W	M57	Day, Lawrence J	M60	<b>Total: 1</b>	
Zank, Gary P	M50	<b>Total: 5</b>		Fisher, Daniel R	M37	<b>Nashville Aquatic Club Masters</b>	
<b>Total: 8</b>		<b>Los Angeles Peninsula Swimmers</b>		Gogola, Laura J	W75	Ockerman, Jeff	M56
<b>Illinois Masters</b>		Van Nort, Steven	M60	Guthrie, Sally K	W61	<b>Total: 1</b>	
Bennowitz, Kirk T	M57	Willis, Gregory B	M63	Jackson, Dale E	M51	<b>New England Masters Swim Club</b>	
Block, Andrea J	W50	<b>Total: 2</b>		Karas, Paul G	M56	Coakley, Marian W	W74
Cordero, Billy	M44	<b>Machine Aquatics</b>		Thompson, Frank L	M60	Gambrel, Patrick A	M57
Cunningham, Brian D	M39	Baca, Alexander K	M21	Weiss, Patrick J	M52	Grilli, Tracy L	W54
Del Greco, Jane B	W55	<b>Total: 1</b>		Younger, John G	M44	Hummel, Barbara R	W59
Froehlich, Kathryn	W49	<b>Madison Titans</b>		<b>Total: 11</b>		Kolb, Karl A	M50
Garber, Howard B	M62	Berry, David D	M51	<b>Middle TN Masters Swim Club</b>		Lawton, Robert K	M60
Hennessey-Dettlaff, Katherin	W33	McCoy, Peter	M42	Mullins, Dennis J	M37	Ohman, Niclas K	M37
Holmberg, Tom	M53	Milburn, David	M50	Sarbacker, Sarah	W32	Scott, Sheryl L	W49
Howland, Heather	W31	Von Jouanne, Roger	M50	Thain, Doug A	M51	Wood, Jeffrey E	M42
Keenan, George W	M58	<b>Total: 4</b>		<b>Total: 3</b>		<b>Total: 9</b>	
Ota, Ken	M64	<b>Magic City Masters</b>		<b>Midtown Weston Aquatics</b>		<b>New Mexico Masters</b>	
Ridge, Jennifer	W43						



## FROM TRAINING TO COMPETITION, EVENTS LARGE OR SMALL, WE HAVE THE SOLUTION TO FIT YOUR NEEDS.

For over 35 years, premier facilities have chosen Colorado Time Systems for platinum quality timing, scoring, and display systems. Thousands of installations later, we are proud to be the leader in timing and scoring. Whatever your need, we have the solution for you. If you are looking for wireless stopwatch-style timing, training tools, or Championship level equipment, call us today to find your ideal solution.

For more information on our complete line of scoreboards and timing systems, call 970-667-1000 or 800-279-0111 or visit [www.coloradotime.com](http://www.coloradotime.com).



© 2009, Colorado Time Systems



**2011 US Masters Swimming Summer Nationals**

**Auburn University**

**Team Roster**

Name	Age	Name	Age	Name	Age	Name	Age
<b>New Mexico Masters</b>		Buck, Donna M	W52	<b>Poseidon - Moscow, Russia</b>		<b>Total: 1</b>	
Lilienthal, Jason	M37	Cleary, Kevin H	M28	Vazhenin, Anastacia I	W27	<b>Sarasota YMCA Sharks</b>	
<b>Total: 1</b>		Crabbe, Colette M	W55	Vazhenin, Igor	M47	Albino, Jorge E	M36
<b>Nitro Swimming</b>		Larson, Allen J	M58	Vazhenin, Irina	W47	Angell, Clayton	M54
Unruh, Steven L	M45	Michel, Claire F	W23	<b>Total: 3</b>		Belcher, James T	M42
<b>Total: 1</b>		Stark, Allen L	M62	<b>Prattville Prehistoric Sea Lio</b>		Bennett, Ellen K	W48
<b>North Baltimore Aquatic Club M</b>		Stark, Carol R	W63	Rissman, Russell G	M35	Brenner, Bill	M53
Alban, Doug M	M25	Washburne, Brent C	M50	Watkins, Doug	M51	Brown, Robert V	M59
Dawson, Deborah	W43	Waud, Timothy P	M44	<b>Total: 2</b>		Brown, Scott V	M23
Limke, Tobi L	W36	Weston, Benjamin C	M30	<b>Quest Masters Swim Team</b>		Butcher, Rob	M39
<b>Total: 3</b>		<b>Total: 10</b>		Dameron, Pam D	W66	Carpenter, Kelley C	W54
<b>North Carolina Masters Swimmin</b>		<b>Oundle and District Swimming C</b>		<b>Total: 1</b>		Couch, Bob E	M64
Anderson, Earl E	M47	Latty, Nicola J	W40	<b>Reston Masters Swim Team</b>		Dagostini, Luciano M	M35
Barbosa, Shiana K	W34	<b>Total: 1</b>		Brightwell, Kim M	W51	Deery, Kyle B	M27
Bathazi, Istvan	M33	<b>Pacific Northwest Aquatics</b>		Carlson, Jennifer M	W32	Dye, Dean	M70
Dallamura, Scott J	M33	Adcock, Richard P	M56	Carlson, John	M40	Fedako, Cathy A	W50
Flinn, Emma	W62	Casey, Kathrine J	W63	Dicks, Wally C	M48	Groselle, Jack R	M57
Flinn, Tom	M66	Glassman, Debbie A	W58	Hajost, Cynthia M	W51	Groselle, Laura L	W51
Gogg, Benjamin J	M30	Graham, Donald	M57	Jay, Mike	M49	Hamel, Laura	W47
Hildebrand, Dawn	W30	Lautman, Scott M	M59	Johnson, Mindy	W48	Kruger, Joel	M58
Hollett, Peter G	M51	Mosher, Ian A	M31	Kusseling, Brooke L	W51	Lodwig, Keefe L	M68
Martinez, Sergio	M75	Reid, Walt	M71	Manheim, Frank T	M81	Matysek, Jim	M52
McNichols, James P	M51	Warner, Frank	M62	Manheim, Lucy M	W69	Mays, Brent	M47
Miller, Jamie A	M57	<b>Total: 8</b>		Matthews, Christian S	M20	Mench, Edward H	M45
Murray, Jeff L	M42	<b>Palmetto Masters</b>		Nakazawa, Muraji	M55	Mortimer, Steve R	M41
Pinkerton, Rolffs S	M72	Brzezinski, Jay	M64	Pohnert, Anne	W44	Oakes, David W	M71
Wolff, Celia	W45	Shake, Joe	M53	Pohnert, Steven C	M41	Ramnath, Fernette P	W46
Woodard, Alis Rojas	W51	<b>Total: 2</b>		Wymelenberg, Lynn A	W56	Repassy, Lisa N	W45
<b>Total: 16</b>		<b>Patriot Masters Swim Team</b>		<b>Total: 15</b>		Rodriguez, Ramses	M39
<b>Nort'landers Swim Club</b>		Gandee, Brad	M57	<b>Rice Aquatic Masters</b>		Saylor, Brian D	M51
Brown, Perry	M59	Grecco, Paul A	M50	Hardy, Rog	M65	Shaheen, Luke	M23
<b>Total: 1</b>		Livingston, Leslie C	W50	Kone, Bruce C	M53	Soderstrom, Jan	M66
<b>Novaquatics Masters</b>		<b>Total: 3</b>		<b>Total: 2</b>		Stier, Scott J	M42
Andersen, Richard H	M67	<b>Pennypack Aquatic &amp; Fitness Cl</b>		<b>Rose Bowl Masters</b>		Stultz, Todd W	M51
Benner, Tord E	M52	Matz, Michael S	M50	Carlson, Eric	M27	Tucker, Mary G	W41
Pelaez, Cristina D	W24	<b>Total: 1</b>		Castleton, Tom	M40	Vargas, Glen A	M51
Von Hoffmann, Gerard	M55	<b>Phoenix Swim Club</b>		Mc Ginley, Patrick B	M48	Vazmina, Rudy J	M61
West, Steve T	M39	Hammann, Amy	W21	<b>Total: 3</b>		Walker, Rick B	M61
<b>Total: 5</b>		Hyman, Misty D	W32	<b>S W I M Florida Masters Inc</b>		Weber, Mark A	M44
<b>O*H*I*O Masters Swim Club</b>		Inada, Noriko	W33	Zak, Heather L	W35	<b>Total: 37</b>	
Chisholm, Dick	M77	Taylor, Dylan	M24	<b>Total: 1</b>		<b>Sawtooth Masters</b>	
Medici, John C	M73	Taylor, Gordon S	M60	<b>San Diego Swim Masters</b>		Rubocki, John S	M41
Munson, Fred R	M53	<b>Total: 5</b>		Andersen, Peter	M68	<b>Total: 1</b>	
Oyakawa, Yoshi	M78	<b>Plano Wetcats</b>		Freshley, Mike R	M70	<b>Shoals Sharks Masters</b>	
Smith, Melinda J	W59	Barton, Tom	M55	Wolle, Jordan B	M83	Anderson, Don	M46
Turocy, Gregory	M48	Dillon, Thomas J	M70	Wolle, Marian E	W83	Haden, Keith	M50
Wasserman, Neil R	M56	Gooding, Jack W	M58	<b>Total: 4</b>		<b>Total: 2</b>	
<b>Total: 7</b>		McCarthy, Shaun	M51	<b>San Jose Indoor Club</b>		<b>Sierra Nevada Masters</b>	
<b>Oregon Masters</b>		<b>Total: 4</b>		Garcia Carranza, Jaime	M47	Hamilton, Nathan	M43
						Miller, Celeste	W61

# YOUR CHANCE TO WIN A BLUESEVENTY SPONSORSHIP.

AT THE USMS SUMMER NATIONALS  
BLUESEVENTY IS GOING TO GIVE ONE  
LUCKY SWIMMER THE CHANCE TO  
BECOME A SPONSORED ATHLETE.

SIGN UP AT THE BLUESEVENTY TENT,  
POOLSIDE AT USMS SUMMER NATIONALS.



**2011 US Masters Swimming Summer Nationals**

**Auburn University**

**Team Roster**

Name	Age	Name	Age	Name	Age	Name	Age
<b>Sierra Nevada Masters</b>		Baldwin, Patricia	W56	Welting, Lauren K	W46	Foote, David E	M61
Tyler, A Susan	W63	Baldwin, Patricia A	W21	<b>Total: 10</b>		Kerns, Hubie	M62
<b>Total: 3</b>		Clark, Laura C	W24	<b>Trillium Y Masters Swimming</b>		<b>Total: 2</b>	
<b>South Palo Alto Masters</b>		Coates, Robin M	W25	Straka, Peter	M68	<b>Virginia Masters Swim Team</b>	
Manson, Jonathan T	M42	Della, Lindsay J	W35	<b>Total: 1</b>		Betts, Nancy R	W55
<b>Total: 1</b>		Kregor, Janice	W55	<b>Ucla Bruin Masters</b>		Braaten, Kitten	W56
<b>Southern California Aquatic Ma</b>		Kuhn, Jeremiah J	M33	Young, Mary C	W24	Durrant, Betsy	W70
Boosin, Michael J	M45	May, Julie	W44	<b>Total: 1</b>		Gaines, Billy	M30
<b>Total: 1</b>		Nieto, Alexandra	W39	<b>Unattached</b>		Galletly, Sandy	M69
<b>Southern Masters Swimmers</b>		Nieto, Jose Manuel	M31	Baca, Kurt A	M56	Hibbard, Kate	W27
Arnold, Patricia F	W72	Schaal, Maor	M43	Baggs, Robert D	M60	Holland, Dave	M44
Buccino, Vicki	W65	Schaal, Shlomit	W41	Boehme, Charles F	M23	Malsbury, David B	M50
Cambias, Rob J	M43	Smath, Meg	W55	Caddel, Jinxi	W41	Myers, Danielle E	W27
Dougherty, Craig S	M39	Tingley, William	M61	Callan, Thomas J	M58	Palace, Mark	M38
Frederic, Christine	W47	<b>Total: 15</b>		Carey, David T	M46	Parker Palace, Kelly	W50
Holmes, Douglas A	M75	<b>Swim Utah</b>		Cox, Dan	M54	Schreiner, Beth	W70
Jennings, Bill A	M72	Karren, Kelly S	M38	Crider, Claude J	M62	Speer, Nancy K	W49
King, Rebecca L	W31	Lyman, Carolyn B	W61	Crider, Melinda G	W60	Stevenson, Chris L	M47
Many, Cecile	W57	Treiman, Gerald S	M51	Enright, Richard	M59	Swiger, Ralph B	M55
Matherne, Brett P	M47	<b>Total: 3</b>		Fuenmayor, Jose	M67	Woods, Tom M	M68
Matherne, Craig M	M28	<b>T2 Naples Masters</b>		Grecco, Dan	M52	<b>Total: 16</b>	
Schmall, Thomas H	M34	Jebe, Margit H	W73	Guthrie, Scott	M67	<b>Walnut Creek Masters</b>	
<b>Total: 12</b>		<b>Total: 1</b>		Hernandez, William	M42	Burr, Ken M	M67
<b>St. Louis Area Masters</b>		<b>Tamalpais Aquatic Masters</b>		Hill, Andrew	M41	De Lacy, James R	M65
Good, Larry A	M77	Burns, Richard	M68	Itriago, Hilario	M38	Hirsch, Ann M	W80
Petersen, Stephanie O	W49	Frost, Kenneth A	M67	Jones, Mollie N	W27	O'Brien, Charlene A	W55
Pohlmann, John T	M68	Holt, Tate	M60	Kuhn, Buzz C	M34	O'Brien, Kerry L	M54
Pohlmann, Mary M	W66	Meyerhoff, Rick	M64	Lehmann, Karl M	M26	Osborn, Ahelee Sue M	W53
<b>Total: 4</b>		Ridout, Nancy J	W69	Malone, Kenneth G	M47	<b>Total: 6</b>	
<b>Stingrays Masters Swimming</b>		Val, Laura B	W60	Moreno, Gilbert M	M50	<b>Warner Robins Aquanauts Master</b>	
Berryhill, Keith	M52	Wheeler, Barbara C	W54	Munguia, Elias S	M39	Murray, Daniel P	M53
Ferreira, Pedro M	M42	<b>Total: 7</b>		Oo, Aung Sann	M30	<b>Total: 1</b>	
Hartley, Chris G	W36	<b>Team Pittsburgh Masters</b>		Servedio, Kari A	W20	<b>Wisconsin Masters Aquatic Club</b>	
Holland, David N	M43	Cox, Mark	M43	Sewell, Roderick U	M19	Biles, James B	M50
Larkin, Doug	M50	<b>Total: 1</b>		Smith, Brian C	M52	<b>Total: 1</b>	
Massey, Melissa K	W30	<b>Terrapin Masters</b>		Sohlberg, Karl	M47	<b>Woodlands Masters Swim Team</b>	
McClure, Pam	W48	Hoffman, Charles L	M61	Trednick, Donnie	M51	Bailie, Bob	M76
Qualls-Kalafut, Mary E	W46	Thomas, Lillian M	W28	Troy, Mike	M56	Bass, Bill	M42
Stemper, Michelle A	W34	<b>Total: 2</b>		Vestal, Neal L	M57	Boak, Thomas D	M68
<b>Total: 9</b>		<b>The Olympic Club</b>		Welander, Tom	M45	Davis, Ross C	M45
<b>Swift Swimming</b>		Bassi, Richard A	M70	<b>Total: 31</b>		Glass, Mark W	M37
Knowles, Elliott J	M24	Felton, Anezka G	W63	<b>Unattached Masters Alberta</b>		Koch Davis, Laura K	W35
Knowles, Jeremy D	M30	Gill, Meg B	W26	Pivovarov, Ivan	M68	Leilich, Joann	W72
Knowles, Nancy C	W54	Greenwood, Scott C	M34	<b>Total: 1</b>		Rollins, Bruce W	M62
Knowles, Percival A	M56	Haynie, Dee A	W56	<b>University of San Francisco Ma</b>		Sundahl, Philip J	M46
Knowles Sr, Percival A	M81	Hendrickson, John J	M51	Juarez, Jorge	M36	Tharp, Greg J	M61
<b>Total: 5</b>		Marshall, Gary N	M29	Moore, Michael W	M61	Van Matre, Traci A	W24
<b>Swim Kentucky Masters</b>		McCarty, Thomas E	M66	<b>Total: 2</b>		White, Lisa L	W52
Arnold, Tita	W70	Quinn, Phyllis E	W56	<b>Ventura County Masters</b>		White, Steve G	M51
						Wilson, Jacob N	M28

*Aqua Sphere*



*Aqua Sphere*

## **KAYENNE™ goggle** long lasting comfort

Worn by Amanda Beard

7 time Medalist



**Aqua Sphere®**

Active Swim Equipment

[www.aquasphereswim.com](http://www.aquasphereswim.com)

# Sport Biomechanics Lab

Name	Age	Name
<b>Total: 14</b>		
<b>Y of Central Florida Masters</b>		
Beattie, John R	M50	
Bliss, Thomas G	M57	
<b>Total: 2</b>		




Director: Wendi Weimar, PhD



## Underwater Video Analysis

Swimmers can order underwater stroke analysis CD using Dartfish software for a \$45-90 cost. The Auburn Masters Swimming Coaches Staff provide the commentary of the critical components the stroke (not individual commentary), what to look for in each stroke and what a swimmer should be doing to execute the stroke appropriately. The Sports Biomechanics Laboratory staff will have a table at registration to take orders and answer any questions you might have. All filming will be done on Tuesday and Wednesday.



**J&M IN DOWNTOWN AUBURN**

**115 S. College Street 334-887-7007**

**THE NEW J&M AT UNIVERSITY VILLAGE**

**1100 S. College Street 334-826-8844**

info@agonswim.com

www.agonswim.com

1.877.718.9403



**CUSTOM**

**DYED  
SWIMWEAR**

PUZZLE PRINT



# Day 1 — Wednesday, August 3

---

## Warm-up

6:30 a.m.-7:50 a.m.

## Meet Start Time

8:00 a.m.

Men	Event	Women
1	800 freestyle	2
3	1500 freestyle	4

## Check-in Deadlines for Day 1

The 800 and 1500 freestyles are positive check-in events. Check-in may be done in person at the registration area or online at [usms.org](http://usms.org).

Weds., Aug. 3	800 freestyle	7:00 a.m.
	1500 freestyle	9:00 a.m.

PLEASE NOTE:

**If you do not check in by the deadline, you will not be seeded; there are no exceptions.**

## Entry Deadline for Day 2 (Thursday) Relays

Relays must be turned in at the relay desk by 4:00 p.m. the day before the relay. Relay cards may be picked up at 8:30 a.m. on the day of the relay.

Wed., Aug. 3	200 mixed free relay	4:00 p.m.
--------------	----------------------	-----------

**2011 US Masters Swimming Summer Nationals  
Auburn University  
Psych Sheet - Wednesday, August 3, 2011**

**Event 1 Men 800 LC Meter Freestyle**

Name	Age	Team	Seed Time
1 Dickson, Kurt F	44	ARIZ	9:13.76
2 Gaines, Billy	30	VMST	9:15.00
3 Holland, Dave	44	VMST	9:27.17
4 Nieto, Jose Manuel	31	SKY	9:30.00
5 Palm, Jeff A	40	GAJA	9:45.00
6 Brown, Scott V	23	SYSM	9:49.37
7 Keenan, George W	58	IM	9:52.00
8 Cordero, Billy	44	IM	9:59.00
9 Brenner, Bill	53	SYSM	9:59.00
10 Wood, Larry W	57	TXLA	9:59.00
11 Hollett, Peter G	51	NCMS	9:59.10
12 Walker, Rick B	61	SYSM	10:06.76
13 Livingston, Terry	44	BLU	10:10.00
14 Gandee, Brad	57	GMUP	10:15.00
15 Thain, Doug A	51	MTSC	10:16.00
16 Garcia Carranza, Jaime	47	SJIC	10:25.30
17 Munson, Fred R	53	O*H*	10:28.85
18 Kadi, Mike	47	MVM	10:32.52
19 Seagraves, Bob A	55	GTSM	10:41.42
20 Pardo, Robert R	38	FLAQ	10:41.57
21 Garza, Richard J	23	FLAQ	10:48.26
22 Soto, Alvaro	21	MIL	10:54.54
23 Couch, Bob E	64	SYSM	10:55.00
24 Van Nort, Steven	60	LAPS	10:59.51
25 Greely, Ryan H	25	GAJA	11:10.75
26 Quiggin, David	67	GOLD	11:12.01
27 Eng, David G	53	AWJ	11:15.33
28 Grecco, Paul A	50	GMUP	11:16.30
29 Stickney, Bob	56	EXCL	11:16.80
30 Blanco, Alonso O	37	MOST	11:22.95
31 Palace, Mark	38	VMST	11:26.02
32 Schwartz, Marvin B	63	ARKM	11:28.79
33 Taylor, Donald	61	QSE	11:30.00
34 Gambrel, Patrick A	57	NEM	11:41.90
35 Wood, Jeffrey E	42	NEM	11:45.00
36 Tingley, William	61	SKY	12:04.22
37 Pivovarov, Ivan	68	UMAB	12:12.12
38 Bailey, Conner	65	AMS	12:16.99
39 Anderson, Don	46	SSMS	12:59.00
40 Mennen, Marty A	75	INDY	13:00.01
41 Brenes, Marco	40	MIL	13:02.66
42 Swiger, Ralph B	55	VMST	13:13.20
43 Moore, Michael W	61	USF	13:15.00
44 Good, Larry A	77	SLAM	13:20.65
45 Woods, Tom M	68	VMST	13:30.00
46 Burr, Ken M	67	WCM	13:39.50
47 Rutenberg, Howard	64	ARKM	13:52.00
48 Medici, John C	73	O*H*	14:10.00
49 Oyakawa, Yoshi	78	O*H*	14:18.87
50 Carey, James D	70	IAMA	14:27.12
51 Stolz, Hal F	77	GAJA	14:45.01
52 Blake, William V	74	MOST	15:15.30
53 Trevison, Rick	69	FACT	16:20.00
54 Harwart, Paul H	54	GAJA	16:35.74

55 Stolz, Irwin W	82	GAJA	16:36.03
56 Chuven, Herb	72	GAJA	18:30.00
57 Miller, Jamie A	57	NCMS	18:36.20
58 Bronk, Burt V	80	DAS	19:56.50
59 Leen, Walter D	69	GAJA	22:22.22
60 Brooks, Forest	64	AKMS	23:55.00

**Event 2 Women 800 LC Meter Freestyle**

Name	Age	Team	Seed Time
1 Jones, Eney	51	DAMM	9:15.89
2 Parker Palace, Kelly	50	VMST	10:10.25
3 Nieto, Alexandra	39	SKY	10:12.25
4 Hennessey-Dettlaff, Katheri	33	IM	10:20.54
5 Della, Lindsay J	35	SKY	10:27.00
6 Stevens, Kimberly J	46	IM	10:29.20
7 Welting, Laureen K	46	TOC	10:29.60
8 Aziz, Kristin A	46	GAJA	10:57.90
9 Michel, Claire F	23	OREG	11:05.00
10 Hamel, Laura	47	SYSM	11:14.02
11 Harris, Janet	46	AGUA	11:22.16
12 Hajost, Cynthia M	51	RMST	11:24.00
13 Rietz, Heather	43	EXCL	11:30.00
14 Brown, Denise H	52	MICH	11:34.68
15 Miller, Celeste	61	SNM	11:40.00
16 Wilkes, Jacquelyn M	28	GAJA	11:40.09
17 Camacho, Martha	46	MIL	11:40.82
18 May, Julie	44	SKY	11:45.00
19 Grilli, Tracy L	54	NEM	11:51.90
20 Braaten, Kitten	56	VMST	12:21.32
21 Watts, Sue N	57	1776	12:21.69
22 Mattson, Skippy	58	GAJA	12:24.47
23 Wymelenberg, Lynn A	56	RMST	12:25.98
24 Vaughan, Libba	40	MGCM	12:30.00
25 Woodard, Alis Rojas	51	NCMS	12:36.96
26 Guthrie, Sally K	61	MICH	12:44.20
27 Wolf, Sara	43	AMS	13:20.00
28 Gonzalez, Ana Lucia	49	MIL	13:20.02
29 Kusseling, Brooke L	51	RMST	13:44.00
30 Pohlmann, Mary M	66	SLAM	13:45.18
31 Tyler, A Susan	63	SNM	14:01.23
32 Volz, Kristin R	38	FLAQ	14:03.86
33 Smith, Melinda J	59	O*H*	14:30.00
34 Frayne, Anne M	57	DRM	14:49.69
35 Buccino, Vicki	65	SMS	14:54.39
36 Baldwin, Patricia A	21	SKY	15:25.52
37 Arnold, Tita	70	SKY	15:50.01
38 Stephens, Mary Lou	69	GAJA	15:55.31
39 Gogola, Laura J	75	MICH	16:45.30
40 Yoder, Margie E	59	CMS	16:53.00
41 Sauer, De Ette A	70	MOST	17:47.36
42 Durstein, Nancy N	82	FACT	18:36.72
43 Campbell, Mary R	63	GAJA	20:20.20
44 Trevison, Ellie	68	FACT	20:50.00
45 Stark, Carol R	63	OREG	20:59.66
46 Bogue, Sherri L	47	FMM	22:00.00
47 Callaway, June	77	GAJA	22:14.49
48 Eisele, Barbara M	81	BLF	25:55.01

**2011 US Masters Swimming Summer Nationals**

**Auburn University**

**Psych Sheet - Wednesday, August 3, 2011**

**Event 3 Men 1500 LC Meter Freestyle**

Name	Age	Team	Seed Time
1 Wells, D Scott	50	EAJM	17:32.26
2 Vazhenin, Igor	47	POSE	18:29.47
3 Berryhill, Keith	52	RAY	18:30.00
4 Karas, Paul G	56	MICH	18:39.31
5 Rodriguez, Ramses	39	SYSM	18:53.34
6 Kondratev, Juri P	33	AGUA	18:59.00
7 Pohnert, Steven C	41	RMST	19:10.90
8 Kriger, Joel	58	SYSM	19:20.10
9 Waud, Timothy P	44	OREG	19:24.00
10 Biles, James B	50	WMAC	19:30.25
11 Jackson, Dale E	51	MICH	19:48.00
12 Copeland, Rob	55	GAJA	19:56.09
13 Newman, Steven M	49	BDGR	20:00.00
14 Aumiller, Joe F	54	MICH	20:17.72
15 Boldt, William S	51	AMS	20:20.00
16 Thompson, Frank L	60	MICH	20:24.24
17 Lautman, Scott M	59	PNA	20:33.52
18 Wright, Robert E	57	DOC	20:36.77
19 Knowles, Percival A	56	SWIF	20:43.67
20 Kerns, Hubie	62	VCM	20:44.21
21 Milburn, David	50	MATT	20:54.81
22 Anderson, Earl E	47	NCMS	21:15.23
23 Perry, Andrew M	43	GAJA	21:18.00
24 Klenzak, Andy	45	GAJA	21:20.00
25 Hendrick, Marty	53	FLAQ	21:21.23
26 Campbell, Chris	50	MVM	21:40.00
27 McNamara, Paul (Tank) F	48	GAJA	21:41.00
28 Brown, Perry	59	NORT	21:42.23
29 Welande, Tom	45	UNAT	21:45.00
30 Kolb, Karl A	50	NEM	21:49.00
31 Wasserman, Neil R	56	O*H*	22:15.00
32 Willis, Gregory B	63	LAPS	22:15.41
33 Larson, Allen J	58	OREG	22:25.41
34 Bennewitz, Kirk T	57	IM	22:30.39
35 Goldberg, Bruce D	60	DAMM	23:01.11
36 Foote, David E	61	VCM	23:10.00
37 Galletly, Sandy	69	VMST	23:16.48
38 Bernstein, Richard F	65	AGUA	23:30.00
39 Quanrud, John O	65	GAJA	24:10.65
40 Bergstrom, Robert W	70	FMT	25:30.03
41 Finn, Bertram P	71	CAP	27:18.88
42 Chisholm, Dick	77	O*H*	28:51.92
43 Meintjies, Bruce E	70	FLA	28:55.47
44 Dye, Dean	70	SYSM	29:50.00
45 Dillon, Thomas J	70	PCAT	30:23.50
46 Wolle, Jordan B	83	SDSM	34:09.32

6 Thomas, Lillian M	28	TERR	19:27.99
7 Schickore, Jutta	47	DOC	19:57.47
8 Bennett, Ellen K	48	SYSM	20:04.54
9 Ramnath, Fernette P	46	SYSM	20:30.00
10 Hankins, Malena	38	GAJA	20:44.84
11 Caddel, Jinxi	41	UNAT	20:45.81
12 Young, Mary C	24	UCLA	21:15.99
13 Countryman, Marianne	47	GAJA	21:16.40
14 Haynie, Dee A	56	TOC	21:42.88
15 Rust, Catherine M	58	LYTA	22:08.45
16 Massey, Melissa K	30	RAY	22:30.00
17 Hooe, Donna L	49	GAJA	22:50.20
18 Quinn, Phyllis E	56	TOC	22:53.45
19 Qualls-Kalafut, Mary E	46	RAY	22:53.73
20 Mackin, Donna H	43	CMISA	23:11.59
21 Tucker, Mary G	41	SYSM	23:13.24
22 Morgan, Nicole L	33	KAMS	23:19.44
23 Craffey, Joan P	58	AGUA	23:25.00
24 Lyman, Carolyn B	61	UTAH	24:13.00
25 Kregor, Janice	55	SKY	24:18.15
26 Larson, Linda L	56	FLAQ	25:02.77
27 Hinson, Jan D	57	BSLM	25:50.24
28 Veater, Betty B	65	GAJA	26:15.00
29 Callaway, Linda S	58	MOST	26:20.00
30 Durrant, Betsy	70	VMST	27:53.57
31 Casey, Kathrine J	63	PNA	28:06.47
32 Katz, Jane	68	AGUA	28:30.50
33 Whalen, Nana	74	GAJA	32:04.13
34 Arnold, Patricia F	72	SMS	32:04.55
35 Henderson, Martha J	75	FACT	35:00.00
36 Campbell, Joan K	81	FACT	35:13.00

**Event 4 Women 1500 LC Meter Freestyle**

Name	Age	Team	Seed Time
1 Templin, Alison M	21	LYTA	17:23.55
2 Ball, Caroline	22	FLAQ	18:40.20
3 Dawson, Deborah	43	NBAC	19:02.00
4 Holman, Mary E	25	GSC	19:15.00
5 Holman, Sara E	25	GSC	19:15.00



# Go for your Fastest Times at the Greensboro Aquatic Center, the Country's Newest Major Aquatic Center



## Part of the Renowned Greensboro Coliseum Complex, Featuring the New ACC Hall of Champions

Spring Nationals in Greensboro offer great competition, family entertainment, and warm Southern Hospitality

Hosted by the Greensboro Sports Commission, North Carolina Masters Swimming, and the Greensboro Convention & Visitors Bureau



# Day 2 — Thursday, August 4

## Warm-up

6:30 a.m.-7:50 a.m.

## Meet Start Time

8:00 a.m.

Men	Event	Men
5	400 IM	6
30 minute warm-up in competition pool		
7	200 freestyle	8
9	50 breaststroke	10
11	200 backstroke	12
13	100 butterfly	14
15	200 mixed freestyle relay	15

## Check-in Deadline for Day 2

The 400 IM is a positive check-in event. Check-in may be done in person at the registration area or online at [usms.org](http://usms.org).

Thurs., Aug. 4	400 IM	7:00 a.m.
----------------	--------	-----------

PLEASE NOTE:

**If you do not check in by the deadline, you will not be seeded; there are no exceptions.**

## Entry Deadline for Day 3 (Friday) Relays

Relays must be turned in at the relay desk by 4:00 p.m. the day before the relay. Relay cards may be picked up at 8:30 a.m. on the day of the relay.

Thurs., Aug. 4	200 mixed medley relay	4:00 p.m.
	200 freestyle relay	

**2011 US Masters Swimming Summer Nationals**  
**Auburn University**  
**Psych Sheet - Thursday, August 4, 2011**

**Event 5 Men 400 LC Meter IM**

	<b>Name</b>	<b>Age</b>	<b>Team</b>	<b>Seed Time</b>
1	Bathazi, Istvan	33	NCMS	4:39.60
2	Alban, Doug M	25	NBAC	5:05.11
3	Von Jouanne, Roger	50	MATT	5:12.00
4	Holland, Dave	44	VMST	5:14.28
5	Rubocki, John S	41	SAWS	5:14.69
6	Theilemann, Ryan S	27	CARS	5:15.76
7	Kondratev, Juri P	33	AGUA	5:22.00
8	Dickson, Kurt F	44	ARIZ	5:22.44
9	Hiltabiddle, Steve	45	JAM	5:25.00
10	Sauer, Jim	54	TXLA	5:28.00
11	Baca, Alexander K	21	MACH	5:28.40
12	Waud, Timothy P	44	OREG	5:28.86
13	Livingston, Terry	44	BLU	5:30.00
14	Garza, Richard J	23	FLAQ	5:31.77
15	Hamilton, Nathan	43	SNM	5:32.95
16	Biles, James B	50	WMAC	5:35.50
17	Wasserman, Neil R	56	O*H*	5:37.55
18	Seagraves, Bob A	55	GTTM	5:40.48
19	Day, Lawrence J	60	MICH	5:44.60
20	Thompson, Anthony G	47	MOVY	5:44.61
21	Matysek, Jim	52	SYSM	5:48.76
22	Karren, Kelly S	38	UTAH	5:51.41
23	Bliss, Thomas G	57	YCFM	5:52.50
24	Kerns, Hubie	62	VCM	5:53.91
25	Cannon, Richard P	54	CVM	5:55.01
26	Hendrick, Marty	53	FLAQ	5:55.93
27	Schmall, Thomas H	34	SMS	5:56.50
28	Hancock, Thomas	48	RATS	5:57.31
29	Wood, Larry W	57	TXLA	5:58.00
30	Washburne, Brent C	50	OREG	6:00.00
31	Wright, Robert E	57	DOC	6:02.96
32	Blanco, Alonso O	37	MOST	6:06.48
33	Anderson, Earl E	47	NCMS	6:06.58
34	Jones, Judd	53	GKMS	6:08.02
35	Sealey, Thomas B	51	GAJA	6:09.87
36	Brown, Robert V	59	SYSM	6:10.00
37	Van Nort, Steven	60	LAPS	6:11.66
38	Taylor, Donald	61	QSE	6:15.00
39	Couch, Bob E	64	SYSM	6:18.45
40	Enright, Richard	59	UNAT	6:25.00
41	Willis, Gregory B	63	LAPS	6:31.17
42	Eng, David G	53	AWJ	6:32.92
43	Rollins, Bruce W	62	WMST	6:39.56
44	Anderson, Don	46	SSMS	6:42.00
45	Freshley, Mike R	70	SDSM	6:45.00
46	Pardo, Robert R	38	FLAQ	6:50.00
47	Bailey, Conner	65	AMS	6:54.52
48	Gambrel, Patrick A	57	NEM	6:56.25
49	Bernstein, Richard F	65	AGUA	7:05.00
50	Zeigler, John V	66	GAJA	7:10.55
51	Swiger, Ralph B	55	VMST	7:23.10
52	Lauer, William J	77	GKMS	7:25.13
53	Good, Larry A	77	SLAM	7:41.18
54	Winokur, Eliot	67	METR	7:55.00

55	Stolz, Hal F	77	GAJA	8:15.16
56	Holmes, Douglas A	75	SMS	8:57.00
57	Bronk, Burt V	80	DAS	10:07.60
58	Ray, Craig	73	GAJA	11:15.00
59	Goldstein, Simon	74	ARIZ	11:21.62
60	Mitchell, Jack	84	GAJA	15:00.00

**Event 6 Women 400 LC Meter IM**

	<b>Name</b>	<b>Age</b>	<b>Team</b>	<b>Seed Time</b>
1	Marks, Jamie L	23	FLAQ	5:20.00
2	Day, Nadine K	41	DANY	5:28.39
3	Koch Davis, Laura K	35	WMST	5:30.30
4	Limke, Tobi L	36	NBAC	5:35.69
5	Latty, Nicola J	40	OUNA	5:39.52
6	Welting, Lauren K	46	TOC	5:42.54
7	Carlson, Jennifer M	32	RMST	5:47.29
8	Helt, Jaclyn M	33	DRM	5:56.43
9	Bennett, Ellen K	48	SYSM	5:58.32
10	Crabbe, Colette M	55	OREG	6:01.10
11	Riley, Kimberlee M	47	AMS	6:03.50
12	Abner, Kelly A	21	FLAQ	6:05.77
13	Schickore, Jutta	47	DOC	6:07.23
14	Ramnath, Fernette P	46	SYSM	6:09.00
15	Kupan, Cheryl A	47	MESC	6:20.00
16	Lappin, Jeanne L	56	GERM	6:20.50
17	Harris, Janet	46	AGUA	6:22.99
18	Frederic, Christine	47	SMS	6:24.83
19	Froehlich, Kathryn	49	IM	6:27.77
20	Aziz, Kristin A	46	GAJA	6:30.00
21	King, Rebecca L	31	SMS	6:40.09
22	Kryka, Nancy	56	MINN	6:41.26
23	Camacho, Martha	46	MIL	6:48.59
24	Scott, Sheryl L	49	NEM	6:51.24
25	Protzman, Barbara	57	GOLD	6:56.70
26	Quinn, Phyllis E	56	TOC	7:02.69
27	Guthrie, Sally K	61	MICH	7:19.85
28	Lyman, Carolyn B	61	UTAH	7:20.84
29	Larson, Linda L	56	FLAQ	7:24.62
30	Brooks, Catherine	63	AKMS	7:59.02
31	Pohlmann, Mary M	66	SLAM	8:08.05
32	Smith, Melinda J	59	O*H*	8:10.00
33	Volz, Kristin R	38	FLAQ	8:15.06
34	Callaway, Linda S	58	MOST	8:29.45
35	Kregor, Janice	55	SKY	8:29.92
36	Baldwin, Patricia A	21	SKY	8:30.00
37	Myer, Cynthia J	58	IMSC	8:59.01
38	Sauer, De Ette A	70	MOST	9:05.45
39	Katz, Jane	68	AGUA	9:15.50
40	Gogola, Laura J	75	MICH	10:04.36
41	Durstein, Nancy N	82	FACT	11:25.01
42	Whalen, Nana	74	GAJA	11:55.61
43	Eisele, Barbara M	81	BLF	13:05.23









**2011 US Masters Swimming Summer Nationals**  
**Auburn University**  
**Meet Program - Thursday, August 4, 2011**

**Heat 13 (#10 Women 50 LC Meter Breaststroke)**

1	Pelaez, Cristina D	24 NOVA	44.97
2	Harlow, Megan M	24 GAJA	40.06
3	Marks, Jamie L	23 FLAQ	37.00
4	McGowan, Ailie	21 FLAQ	38.00
5	Servedio, Kari A	20 UNAT	43.49
6	Coates, Robin M	25 SKY	39.68
7	Wilkes, Jacquelyn M	28 GAJA	36.07
8	Gangloff, Karen A	29 AMS	50.00

**#11 Men 200 LC Meter Backstroke**

Lane	Name	Age Team	Seed Time
<b>Heat 1 of 14 Finals</b>			
2	Mann, Billy H	78 GAJA	8:31.72
3	Mitchell, Jack	84 GAJA	4:30.80
4	Manheim, Frank T	81 RMST	4:19.72
5	Holmes, Rogers B	90 FACT	4:57.00
6	Brooks, Forest	64 AKMS	7:00.00
<b>Heat 2 of 14 Finals</b>			
1	Holmes, Douglas A	75 SMS	4:06.00
2	Dunlap, Marion T	78 GAJA	3:45.00
3	Oyakawa, Yoshi	78 O*H*	3:25.00
4	Mennen, Marty A	75 INDY	3:10.00
5	Costill, David	75 INDY	3:10.50
6	Good, Larry A	77 SLAM	3:28.65
7	Ascherfeld, Ray	76 GCPS	4:02.27
<b>Heat 3 of 14 Finals</b>			
1	Jennings, Bill A	72 SMS	4:23.53
2	Bergstrom, Robert W	70 FMT	3:54.00
3	Oakes, David W	71 SYSM	3:40.25
4	Murray, Harold J	70 FACT	3:16.00
5	Dye, Dean	70 SYSM	3:35.00
6	Pinkerton, Rolffs S	72 NCMS	3:48.50
7	Medici, John C	73 O*H*	3:56.00
8	Reid, Joe	63 GAJA	3:10.81
<b>Heat 4 of 14 Finals</b>			
1	Bernstein, Richard F	65 AGUA	3:40.00
2	Quanrud, John O	65 GAJA	3:29.01
3	Galletly, Sandy	69 VMST	3:19.75
4	Burns, Richard	68 TAM	2:48.00
5	Soderstrom, Jan	66 SYSM	3:08.70
6	Boak, Thomas D	68 WMST	3:25.00
7	Winokur, Eliot	67 METR	3:33.11
8	Leen, Walter D	69 GAJA	5:39.22
<b>Heat 5 of 14 Finals</b>			
1	Willis, Gregory B	63 LAPS	3:01.16
2	Tingley, William	61 SKY	2:59.60
3	Lawton, Robert K	60 NEM	2:47.00
4	Tharp, Greg J	61 WMST	2:45.06
5	Thompson, Frank L	60 MICH	2:46.60
6	Warner, Frank	62 PNA	2:55.00
7	Schwartz, Marvin B	63 ARKM	3:01.00
8	Taylor, Gordon S	60 PHX	3:01.61

**Heat 6 of 14 Finals**

1	Bennewitz, Kirk T	57 IM	2:59.22
2	Bliss, Thomas G	57 YCFM	2:47.50
3	Seagraves, Bob A	55 GTTM	2:41.85
4	Barton, Tom	55 PCAT	2:32.55
5	Stickney, Mike P	55 CSMT	2:41.00
6	Wasserman, Neil R	56 O*H*	2:44.17
7	Hamilton, Berry	58 GAJA	2:48.00
<b>Heat 7 of 14 Finals</b>			
3	Eng, David G	53 AWJ	3:11.47
4	Vargas, Glen A	51 SYSM	3:02.00
5	Kolb, Karl A	50 NEM	3:05.00
6	Babington, Joseph P	52 CMSA	3:20.00
<b>Heat 8 of 14 Finals</b>			
1	Benner, Tord E	52 NOVA	2:55.76
2	Treiman, Gerald S	51 UTAH	2:50.39
3	Sealey, Thomas B	51 GAJA	2:48.18
4	Hendrick, Marty	53 FLAQ	2:41.54
5	McCarthy, Patrick J	52 GAJA	2:47.70
6	Jones, Judd	53 GKMS	2:48.34
7	Grecco, Paul A	50 GMUP	2:51.30
8	McNichols, James P	51 NCMS	2:58.60
<b>Heat 9 of 14 Finals</b>			
1	Sikora, Rod	51 DAMM	2:39.02
2	LaPlatney, Pat	52 CAMS	2:34.25
3	Von Jouanne, Roger	50 MATT	2:26.00
4	Wood, Steve	51 BLU	2:19.99
5	Bugg, Bob	54 GAJA	2:25.57
6	Graham, Bart L	51 AWJ	2:31.89
7	Malsbury, David B	50 VMST	2:39.00
8	Thain, Doug A	51 MTSC	2:40.02
<b>Heat 10 of 14 Finals</b>			
2	Rogers, Mark L	46 GAJA	3:27.86
3	Sohlberg, Karl	47 UNAT	2:45.97
4	Newman, Steven M	49 BDGR	2:45.00
5	Welander, Tom	45 UNAT	2:45.00
6	Mc Ginley, Patrick B	48 ROSE	2:52.10
<b>Heat 11 of 14 Finals</b>			
1	Bright, John M	47 MVN	2:39.00
2	Vazhenin, Igor	47 POSE	2:34.47
3	Sundahl, Phillip J	46 WMST	2:23.25
4	Stevenson, Chris L	47 VMST	2:17.81
5	Davis, Ross C	45 WMST	2:19.19
6	Vicioso, Danilo	48 DOM	2:30.00
7	Mench, Edward H	45 SYSM	2:38.66
8	Byers, Christopher H	46 AMS	2:41.00
<b>Heat 12 of 14 Finals</b>			
1	Brenes, Marco	40 MIL	2:49.51
2	Belcher, James T	42 SYSM	2:35.30
3	Wray, James G	40 FLAQ	2:29.00
4	Mortimer, Steve R	41 SYSM	2:14.72
5	Dickson, Kurt F	44 ARIZ	2:17.28
6	Winters, Bill	44 AMS	2:31.29
7	Cordero, Billy	44 IM	2:35.65
8	Pohnert, Steven C	41 RMST	2:59.66
<b>Heat 13 of 14 Finals</b>			
3	Blanco, Alonso O	37 MOST	2:50.20
4	Mullins, Dennis J	37 MTSC	2:25.00
5	Munguia, Elias S	39 UNAT	2:37.60

**Heat 14 of 14 Finals**

1	Greely, Ryan H	25 GAJA	2:52.26
2	Alban, Doug M	25 NBAC	2:20.86
3	Cargill, Kevin T	25 GAJA	2:03.70
4	Wilson, Jacob N	28 WMST	2:23.38
5	Matthews, Christian S	20 RMST	2:35.48
6	Garza, Richard J	23 FLAQ	2:48.68
7	Kuhn, Jeremiah J	33 SKY	2:34.30

**#12 Women 200 LC Meter Backstroke**

Lane	Name	Age Team	Seed Time
<b>Heat 1 of 9 Finals</b>			
1	Whalen, Nana	74 GAJA	4:57.87
2	Arnold, Tita	70 SKY	4:19.11
3	Jebe, Margit H	73 T2NM	3:55.80
4	Arnold, Patricia F	72 SMS	4:40.13
5	Durstein, Nancy N	82 FACT	4:58.53
6	Callaway, June	77 GAJA	5:22.08
8	Dunivin, Anne A	95 GAJA	13:13.13
<b>Heat 2 of 9 Finals</b>			
1	Ottosen, Sue C	68 GAJA	5:17.00
2	Buccino, Vicki	65 SMS	4:17.20
3	Pohlmann, Mary M	66 SLAM	3:36.24
4	Uustal, Diann B	65 MESC	3:07.36
5	Mitchell, Jeannie R	65 GOLD	3:33.32
6	Katz, Jane	68 AGUA	3:50.50
7	Manheim, Lucy M	69 RMST	4:41.00
<b>Heat 3 of 9 Finals</b>			
2	Yoder, Margie E	59 CMS	4:15.00
3	Callaway, Linda S	58 MOST	3:56.15
4	Frayne, Anne M	57 DRM	4:13.29
5	Stark, Carol R	63 OREG	4:53.51
6	Lyman, Carolyn B	61 UTAH	3:21.15
7	Casey, Kathrine J	63 PNA	3:55.91
<b>Heat 4 of 9 Finals</b>			
1	Many, Cecile	57 SMS	3:45.81
2	Quinn, Phyllis E	56 TOC	3:18.01
3	Craffey, Joan P	58 AGUA	3:15.00
4	Sargeant, Pat A	58 GOLD	3:01.09
5	Matson, Skippy	58 GAJA	3:14.83
6	Larson, Linda L	56 FLAQ	3:17.14
7	Braaten, Kitten	56 VMST	3:33.82
8	Watson, Lisa L	57 GAJA	3:49.20
<b>Heat 5 of 9 Finals</b>			
2	Hajost, Cynthia M	51 RMST	3:05.95
3	Cavanaugh, Debbie D	53 GOLD	3:00.00
4	Osborn, Ahelee Sue M	53 WCM	2:53.68
5	Parker Palace, Kelly	50 VMST	2:58.50
6	Brightwell, Kim M	51 RMST	3:00.69
7	Yarbrough, Myrna N	50 GAJA	3:50.37
<b>Heat 6 of 9 Finals</b>			
1	Cabada, Maria	48 MIL	3:23.49
2	Aziz, Kristin A	46 GAJA	2:56.55
3	Harris, Janet	46 AGUA	2:55.67
4	Luallen-Egg, Andrea	46 GSM	2:46.94
5	Ramnath, Fernette P	46 SYSM	2:50.86
6	Vazquez, Maria E	46 GAJA	2:55.75
7	Repassy, Lisa N	45 SYSM	3:06.00



**2011 US Masters Swimming Summer Nationals**  
**Auburn University**  
**Meet Program - Thursday, August 4, 2011**

**Heat 3 (#14 Women 100 LC Meter Butterfly)**

1	Braaten, Kitten	56 VMST	1:38.25
2	Glassman, Debbie A	58 PNA	1:25.60
3	McDonnell, Peggy H	56 GOLD	1:21.81
4	Lappin, Jeanne L	56 GERM	1:19.50
5	O'Brien, Charlene A	55 WCM	1:21.00
6	Kryka, Nancy	56 MINN	1:24.03
7	Protzman, Barbara	57 GOLD	1:34.17
8	Hummel, Barbara R	59 NEM	1:43.26

**Heat 4 of 8 Finals**

1	Kusseling, Brooke L	51 RMST	1:22.43
2	Livingston, Leslie C	50 GMUP	1:15.00
3	Block, Andrea J	50 IM	1:13.33
4	Ingraham, Susan R	52 MOST	1:15.91
5	Hooe, Donna L	49 GAJA	1:38.50
6	Froehlich, Kathryn	49 IM	1:27.30
7	Scott, Sheryl L	49 NEM	1:29.34

**Heat 5 of 8 Finals**

1	Kupan, Cheryl A	47 MESC	1:20.00
2	Countryman, Marianne	47 GAJA	1:18.90
3	Bennett, Ellen K	48 SYSM	1:18.00
4	Schickore, Jutta	47 DOC	1:15.26
5	Riley, Kimberlee M	47 AMS	1:16.02
6	Frederic, Christine	47 SMS	1:18.56
7	Luallen-Egg, Andrea	46 GSM	1:19.50
8	Qualls-Kalafut, Mary E	46 RAY	1:22.37

**Heat 6 of 8 Finals**

1	Robert, Michelle	42 MIL	1:33.22
2	Martin-Sherlock, Ann L	41 MOVY	1:22.47
3	Smith, Jody L	42 MVM	1:11.97
4	Day, Nadine K	41 DANY	1:08.55
5	Ridge, Jennifer	43 IM	1:09.92
6	Latty, Nicola J	40 OUNA	1:12.24
7	LeClair, Dale A	42 GOLD	1:23.00

**Heat 7 of 8 Finals**

2	Howland, Heather	31 IM	1:19.98
3	Hildebrand, Dawn	30 NCMS	1:15.40
4	Carlson, Jennifer M	32 RMST	1:13.22
5	Helt, Jaclyn M	33 DRM	1:15.86
6	Koch Davis, Laura K	35 WMST	1:09.09

**Heat 8 of 8 Finals**

1	Coates, Robin M	25 SKY	1:19.92
2	Benner, Amy L	28 EAJM	1:15.90
3	Sutherland, Nicola J	28 FLAQ	1:13.00
4	Myers, Danielle E	27 VMST	1:16.91
5	Young, Mary C	24 UCLA	1:18.99
6	Van Matre, Traci A	24 WMST	1:06.00
7	Abner, Kelly A	21 FLAQ	1:18.77

# Day 3 — Friday, August 5

---

## Warm-up

6:30 a.m.-7:50 a.m.

## Meet Start Time

8:00 a.m.

Men	Event	Women
17	400 freestyle (men)	
30 minute warm-up in competition pool		
19	200 mixed medley relay	19
21	100 breaststroke	22
23	50 butterfly	24
25	200 IM	26
27	100 freestyle	28
29	50 backstroke	30
31	200 freestyle relay	32

## Entry Deadline for Day 4 (Saturday) Relays

Relays must be turned in at the relay desk by 4:00 p.m. the day before the relay. Relay cards may be picked up at 8:30 a.m. on the day of the relay.

Fri., Aug. 5	200 medley relay	4:00 p.m.
--------------	------------------	-----------









**2011 US Masters Swimming Summer Nationals**  
**Auburn University**  
**Meet Program - Friday, August 5, 2011**

**Heat 19 (#23 Men 50 LC Meter Butterfly)**

1	Schmall, Thomas H	34 SMS	30.04
2	Dyer, Christopher S	30 GAJA	28.50
3	Greenwood, Scott C	34 TOC	28.00
4	Gellin, Jonathan C	31 GAJA	27.72
5	Weston, Benjamin C	30 OREG	27.74
6	Dallamura, Scott J	33 NCMS	28.37
7	Kuhn, Buzz C	34 UNAT	29.50
8	Kuhn, Jeremiah J	33 SKY	30.79

**Heat 20 of 21 Finals**

2	Cleary, Kevin H	28 OREG	30.30
3	Marshall, Gary N	29 TOC	27.77
4	Wilson, Jacob N	28 WMST	27.00
5	Landis, James W	27 DRM	27.42
6	Stuckwisch, Matthew	26 AMS	30.02

**Heat 21 of 21 Finals**

1	Matthews, Christian S	20 RMST	30.25
2	Garza, Richard J	23 FLAQ	28.86
3	Ragland, John C	24 ARKM	28.65
4	Shaheen, Luke	23 SYSM	26.83
5	Smith, James O	24 GAJA	27.00
6	Taylor, Dylan	24 PHX	28.70
7	Aguilar, Guillermo	22 FLAQ	29.00

**#24 Women 50 LC Meter Butterfly**

Lane	Name	Age	Team	Seed Time
------	------	-----	------	-----------

**Heat 1 of 11 Finals**

1	Eisele, Barbara M	81 BLF	1:27.31
2	Durststein, Nancy N	82 FACT	1:13.97
3	Hirsch, Ann M	80 WCM	1:05.00
4	Troy, Jean D	84 FMM	1:15.00
5	Sauer, De Ette A	70 MOST	52.64
6	Callaway, Priscilla W	72 GAJA	1:11.56
7	Henderson, Martha J	75 FACT	1:01.65
8	Fisher, Jane	75 GSM	1:07.29

**Heat 2 of 11 Finals**

1	Flinn, Emma	62 NCMS	46.41
2	Wilson, Meegan	63 FACT	44.09
3	Val, Laura B	60 TAM	34.00
4	Tyler, A Susan	63 SNM	38.21
5	Felton, Anezka G	63 TOC	44.86
6	Uustal, Diann B	65 MESC	36.37
7	Roark, Frances L	65 AMS	1:03.68

**Heat 3 of 11 Finals**

1	Roberts, Deborah S	46 BLU	43.65
2	Johnson, Mindy	48 RMST	38.23
3	Hooe, Donna L	49 GAJA	37.30
4	Gonzalez, Ana Lucia	49 MIL	40.80
5	Sharpe, Pamela E	58 GAJA	39.50
6	Schueckler, Leslie P	56 BSM	49.00
7	Tarver, Stacy L	41 GOMT	43.34

**Heat 4 of 11 Finals**

1	Wymelenberg, Lynn A	56 RMST	38.00
2	O'Brien, Charlene A	55 WCM	36.00
3	Lappin, Jeanne L	56 GERM	35.23
4	Sargeant, Pat A	58 GOLD	34.50
5	Kryka, Nancy	56 MINN	34.63
6	McDonnell, Peggy H	56 GOLD	35.59
7	Glassman, Debbie A	58 PNA	36.50
8	Protzman, Barbara	57 GOLD	38.34

**Heat 5 of 11 Finals**

1	Migliozzi, Colette I	51 HUNT	38.12
2	Kusseling, Brooke L	51 RMST	35.48
3	Ingraham, Susan R	52 MOST	33.40
4	Livingston, Leslie C	50 GMUP	30.70
5	Crouch, Kim	50 CMS	33.33
6	Block, Andrea J	50 IM	33.63
7	Carpenter, Kelley C	54 SYSM	37.15
8	Knowles, Nancy C	54 SWIF	43.80

**Heat 6 of 11 Finals**

1	Repassy, Lisa N	45 SYSM	35.39
2	Kupan, Cheryl A	47 MESC	34.99
3	Riley, Kimberlee M	47 AMS	34.44
4	Ibarguen, Alison O	49 GAJA	33.80
5	Schickore, Jutta	47 DOC	33.82
6	Jacobson, Kendal R	45 TXLA	34.93
7	Countryman, Marianne	47 GAJA	35.18
8	Dawson-Cook, Susan E	48 ARIZ	35.50

**Heat 7 of 11 Finals**

1	Martin-Sherlock, Ann L	41 MOVY	36.18
2	Caddel, Jinxi	41 UNAT	35.22
3	Rietz, Heather	43 EXCL	34.24
4	Eldridge, Beth	41 MOVY	30.28
5	LeClair, Dale A	42 GOLD	32.95
6	Henson, Susan P	42 GAJA	34.85
7	Maki, Christine D	41 CAAM	35.54
8	Robert, Michelle	42 MIL	43.21

**Heat 8 of 11 Finals**

1	Zappile, Tina	35 AMS	37.47
2	Coley, Allison L	35 AGUA	36.88
3	Hankins, Malena	38 GAJA	34.05
4	Zak, Heather L	35 SWIM	37.00
5	Barbosa, Shiana K	34 NCMS	40.44
6	King, Rebecca L	31 SMS	36.50
7	Stemper, Michelle A	34 RAY	40.00

**Heat 9 of 11 Finals**

1	Helt, Jaclyn M	33 DRM	34.00
2	Barker, Kathy	34 CMS	32.36
3	Hyman, Misty D	32 PHX	31.23
4	Holt, Laura	31 DAMM	29.15
5	Inada, Noriko	33 PHX	30.00
6	Carlson, Jennifer M	32 RMST	31.56
7	Howland, Heather	31 IM	32.42
8	Jones, Rose	33 INDY	36.45

**Heat 10 of 11 Finals**

2	Seaman, Kim A	28 GAJA	35.00
3	Myers, Danielle E	27 VMST	33.89
4	Gill, Meg B	26 TOC	29.90
5	Benner, Amy L	28 EAJM	33.10
6	Trimble, Ginny	27 DAS	34.00
7	Coates, Robin M	25 SKY	35.28

**Heat 11 of 11 Finals**

3	Pelaez, Cristina D	24 NOVA	36.72
4	Marks, Jamie L	23 FLAQ	33.00
5	Hammann, Amy	21 PHX	34.00

**#25 Men 200 LC Meter IM**

Lane	Name	Age	Team	Seed Time
------	------	-----	------	-----------

**Heat 1 of 15 Finals**

1	Knowles Sr, Percival A	81 SWIF	5:24.73
2	Stolz, Irwin W	82 GAJA	4:21.14
3	Manheim, Frank T	81 RMST	4:15.61
4	Bronk, Burt V	80 DAS	4:41.50
5	Holmes, Douglas A	75 SMS	4:06.60
6	Costill, David	75 INDY	3:10.50
7	Stolz, Hal F	77 GAJA	3:45.50

**Heat 2 of 15 Finals**

1	Goldstein, Simon	74 ARIZ	5:05.28
2	Medici, John C	73 O*H*	4:02.00
3	Messineo, Doug	71 FACT	3:37.00
4	Freshley, Mike R	70 SDSM	2:58.00
5	Murff, Don	70 TXLA	3:12.00
6	Smith, Brent	71 HUNT	3:47.64
7	Jennings, Bill A	72 SMS	4:42.18
8	Ray, Craig	73 GAJA	5:22.00

**Heat 3 of 15 Finals**

1	Winokur, Eliot	67 METR	3:28.16
2	Zeigler, John V	66 GAJA	3:21.56
3	Burns, Joel J	65 FLAQ	3:02.69
4	Frost, Kenneth A	67 TAM	2:56.00
5	Bailey, Conner	65 AMS	3:10.91
6	Bernstein, Richard F	65 AGUA	3:25.00
7	Thompson, Frank L	60 MICH	2:58.96
8	Scalise, James A	60 MSC	3:05.00

**Heat 4 of 15 Finals**

1	Taylor, Donald	61 QSE	2:58.00
2	Vazmina, Rudy J	61 SYSM	2:52.45
3	Couch, Bob E	64 SYSM	2:50.79
4	Day, Lawrence J	60 MICH	2:43.08
5	Kerns, Hubie	62 VCM	2:43.98
6	Van Nort, Steven	60 LAPS	2:51.33
7	Warner, Frank	62 PNA	2:57.00
8	Willis, Gregory B	63 LAPS	2:58.73

**Heat 5 of 15 Finals**

1	Cutrone, Robert M	57 GAJA	3:15.79
2	Logan, James J	58 GAJA	3:01.00
3	Graham, Donald	57 PNA	2:50.00
4	Brown, Robert V	59 SYSM	2:48.52
5	Gooding, Jack W	58 PCAT	2:50.00
6	Enright, Richard	59 UNAT	2:55.00
7	Gambrel, Patrick A	57 NEM	3:15.75

**Heat 6 of 15 Finals**

1	Wasserman, Neil R	56 O*H*	2:45.00
2	Wood, Larry W	57 TXLA	2:44.00
3	Hamilton, Berry	58 GAJA	2:39.11
4	Seagraves, Bob A	55 GTTM	2:37.89
5	Von Hoffmann, Gerard	55 NOVA	2:38.00
6	Vestal, Neal L	57 UNAT	2:43.50
7	Kahn, Roger H	56 BDGR	2:45.00
8	Bliss, Thomas G	57 YCFM	2:48.00

**2011 US Masters Swimming Summer Nationals**  
**Auburn University**  
**Meet Program - Friday, August 5, 2011**

**Heat 7 (#25 Men 200 LC Meter IM)**

1	Sealey, Thomas B	51 GAJA	2:50.91
2	Hendrick, Marty	53 FLAQ	2:47.57
3	Cannon, Richard P	54 CVM	2:42.61
4	Kone, Bruce C	53 RICE	2:38.09
5	Matysek, Jim	52 SYSM	2:41.98
6	Hendrickson, John J	51 TOC	2:44.45
7	Jones, Judd	53 GKMS	2:50.85
8	Aumiller, Joe F	54 MICH	2:58.51

**Heat 8 of 15 Finals**

1	Angell, Clayton	54 SYSM	2:35.19
2	Graham, Bart L	51 AWJ	2:32.30
3	Guthrie, David M	51 TXLA	2:30.00
4	Von Jouanne, Roger	50 MATT	2:26.00
5	Scott, Greg C	52 CMS	2:28.26
6	Sauer, Jim	54 TXLA	2:30.00
7	Hollett, Peter G	51 NCMS	2:35.00
8	Biles, James B	50 WMAC	2:36.12

**Heat 9 of 15 Finals**

2	Davis, Brett A	45 GAJA	2:42.72
3	Matherne, Brett P	47 SMS	2:53.89
4	Schaal, Maor	43 SKY	2:43.55
5	Aguabella, Pablo E	34 MIL	2:57.65
6	Greely, Ryan H	25 GAJA	2:54.19

**Heat 10 of 15 Finals**

1	Blavatsnik, Alex	47 FLAQ	2:40.10
2	Mench, Edward H	45 SYSM	2:34.07
3	Vicioso, Danilo	48 DOM	2:30.00
4	Sundahl, Philip J	46 WMST	2:26.38
5	Hancock, Thomas	48 RATS	2:27.22
6	Dunne, Reed	48 EXCL	2:32.22
7	Anderson, Eric R	48 CMSA	2:37.80
8	Thompson, Anthony G	47 MOVY	2:40.72

**Heat 11 of 15 Finals**

1	Hamilton, Nathan	43 SNM	2:32.86
2	Rubocki, John S	41 SAWS	2:26.45
3	Livingston, Terry	44 BLU	2:25.00
4	Mortimer, Steve R	41 SYSM	2:15.35
5	Beatty, Mark S	42 GAJA	2:24.24
6	Holland, Dave	44 VMST	2:25.54
7	Winters, Bill	44 AMS	2:27.72
8	Waud, Timothy P	44 OREG	2:33.64

**Heat 12 of 15 Finals**

1	Pardo, Robert R	38 FLAQ	2:56.91
2	Perera, Boabdil	36 MIL	2:47.38
3	Lilienthal, Jason	37 NMMS	2:38.42
4	Rodriguez, Ramses	39 SYSM	2:28.88
5	Navarro, Jeiko	37 MIL	2:37.38
6	Karren, Kelly S	38 UTAH	2:38.71
7	Palace, Mark	38 VMST	2:49.47
8	Mora, Eduardo	33 MIL	2:44.67

**Heat 13 of 15 Finals**

1	Oo, Aung Sann	30 UNAT	2:44.00
2	Mosher, Ian A	31 PNA	2:35.78
3	Weston, Benjamin C	30 OREG	2:20.20
4	Greenwood, Scott C	34 TOC	2:02.00
5	Bathazi, Istvan	33 NCMS	2:05.52
6	Zhai, Eric	30 BCTM	2:31.00
7	Schmall, Thomas H	34 SMS	2:41.99
8	Rodriguez, Jose Ignacio	34 MIL	2:44.01

**Heat 14 of 15 Finals**

1	Lehmann, Karl M	26 UNAT	2:34.01
2	Theilemann, Ryan S	27 CARS	2:24.83
3	Young, Sebastian	29 FLAQ	2:17.08
4	Gangloff, Mark	29 AMS	2:06.42
5	Deery, Kyle B	27 SYSM	2:14.50
6	Wilson, Jacob N	28 WMST	2:19.50
7	Alban, Doug M	25 NBAC	2:26.59
8	Stuckwisch, Matthew	26 AMS	2:35.00

**Heat 15 of 15 Finals**

2	Garza, Richard J	23 FLAQ	2:35.70
3	Ngo, Josh N	22 CARS	2:33.50
4	Aguilar, Guillermo	22 FLAQ	2:27.00
5	Boehme, Charles F	23 UNAT	2:30.00
6	Baca, Alexander K	21 MACH	2:34.11
7	Brown, Scott V	23 SYSM	2:40.23

**#26 Women 200 LC Meter IM**

Lane	Name	Age	Team	Seed	Time
------	------	-----	------	------	------

**Heat 1 of 13 Finals**

3	Durstein, Nancy N	82	FACT	5:12.76
4	Hirsch, Ann M	80	WCM	4:35.00
5	Troy, Jean D	84	FMM	4:45.00
6	Eisele, Barbara M	81	BLF	6:17.49

**Heat 2 of 13 Finals**

2	Whalen, Nana	74	GAJA	4:44.89
3	Sauer, De Ette A	70	MOST	4:22.56
4	Jebe, Margit H	73	T2NM	3:52.50
5	Arnold, Patricia F	72	SMS	4:44.79
6	Gogola, Laura J	75	MICH	4:35.49
7	Henderson, Martha J	75	FACT	4:57.83

**Heat 3 of 13 Finals**

1	Wilson, Meegan	63	FACT	3:42.50
2	Guthrie, Sally K	61	MICH	3:31.48
3	Tyler, A Susan	63	SNM	3:27.50
4	Miller, Celeste	61	SNM	3:15.00
5	Lyman, Carolyn B	61	UTAH	3:31.42
6	Brooks, Catherine	63	AKMS	3:33.00
7	Otosen, Sue C	68	GAJA	5:29.00

**Heat 4 of 13 Finals**

1	Yoder, Margie E	59	CMS	4:20.00
2	Frayne, Anne M	57	DRM	4:02.78
3	Hummel, Barbara R	59	NEM	3:30.55
4	Mattson, Skippy	58	GAJA	3:20.70
5	Burlingame, Sharon M	55	GKMS	3:25.31
6	Smith, Melinda J	59	O*H*	3:39.12
7	Myer, Cynthia J	58	IMSC	4:17.13

**Heat 5 of 13 Finals**

1	Haynie, Dee A	56	TOC	3:14.29
2	O'Brien, Charlene A	55	WCM	3:07.00
3	McDonnell, Peggy H	56	GOLD	2:59.01
4	Crabbe, Colette M	55	OREG	2:49.73
5	Kryka, Nancy	56	MINN	2:55.68
6	Lappin, Jeanne L	56	GERM	3:02.11
7	Protzman, Barbara	57	GOLD	3:14.27
8	Quinn, Phyllis E	56	TOC	3:20.00

**Heat 6 of 13 Finals**

1	Lind, Celeste	52	ATAC	3:20.00
2	Wheeler, Barbara C	54	TAM	3:15.00
3	Brightwell, Kim M	51	RMST	2:58.97
4	Block, Andrea J	50	IM	2:52.33
5	Osborn, Ahelee Sue M	53	WCM	2:56.16
6	Almand, Jennifer C	53	GAJA	3:13.12
7	Selby, Tana M	52	GAJA	3:19.95

**Heat 7 of 13 Finals**

1	Scott, Sheryl L	49	NEM	3:11.84
2	Hamel, Laura	47	SYSM	3:07.27
3	Froehlich, Kathryn	49	IM	3:02.08
4	Kupan, Cheryl A	47	MESC	3:00.00
5	Frederic, Christine	47	SMS	3:00.45
6	Jacobson, Kendal R	45	TXLA	3:04.73
7	Vazhenin, Irina	47	POSE	3:10.17

**Heat 8 of 13 Finals**

1	Dawson-Cook, Susan E	48	ARIZ	2:54.75
2	Ramnath, Fernette P	46	SYSM	2:51.44
3	Bennett, Ellen K	48	SYSM	2:49.22
4	Welting, Lauren K	46	TOC	2:37.70
5	Luallen-Egg, Andrea	46	GSM	2:48.95
6	Riley, Kimberlee M	47	AMS	2:51.23
7	Harris, Janet	46	AGUA	2:53.45
8	Aziz, Kristin A	46	GAJA	2:58.65

**Heat 9 of 13 Finals**

2	Weselman, Kelly O	41	GAJA	3:25.00
3	Latty, Nicola J	40	OUNA	2:41.94
4	Day, Nadine K	41	DANY	2:32.32
5	Ridge, Jennifer	43	IM	2:36.11
6	Jones, Cathy W	40	GAJA	3:14.74

**Heat 10 of 13 Finals**

2	Natkin, Heidi	37	GAJA	2:53.56
3	Nieto, Alexandra	39	SKY	2:40.61
4	Koch Davis, Laura K	35	WMST	2:35.35
5	Limke, Tobi L	36	NBAC	2:36.02
6	Della, Lindsay J	35	SKY	2:45.00
7	Zappile, Tina	35	AMS	3:06.82

**Heat 11 of 13 Finals**

2	Morgan, Nicole L	33	KAMS	3:05.69
3	Helt, Jaclyn M	33	DRM	2:40.24
4	Chance, Danielle R	30	BLU	2:35.85
5	Barker, Kathy	34	CMS	2:46.29
6	Trimble, Ginny	27	DAS	2:59.00

**2011 US Masters Swimming Summer Nationals**  
**Auburn University**  
**Meet Program - Friday, August 5, 2011**

**Heat 12 (#26 Women 200 LC Meter IM)**

1	Holman, Mary E	25	GSC	2:56.00
2	Benner, Amy L	28	EAJM	2:53.45
3	Sutherland, Nicola J	28	FLAQ	2:45.00
4	O'Leary, Britta	27	GAJA	2:30.00
5	Hibbard, Kate	27	VMST	2:38.78
6	Holman, Sara E	25	GSC	2:53.00
7	Vazhenin, Anastacia I	27	POSE	2:55.27
8	Coates, Robin M	25	SKY	2:57.17

**Heat 13 of 13 Finals**

2	Harlow, Megan M	24	GAJA	2:54.39
3	Curran, Caitie B	24	GAJA	2:46.55
4	McGowan, Ailie	21	FLAQ	2:40.00
5	Clark, Laura C	24	SKY	2:40.45
6	Abner, Kelly A	21	FLAQ	2:50.77
7	Michel, Claire F	23	OREG	2:55.00

**#27 Men 100 LC Meter Freestyle**

Lane	Name	Age	Team	Seed Time
------	------	-----	------	-----------

**Heat 1 of 24 Finals**

2	Wolle, Jordan B	83	SDSM	1:50.08
3	Stolz, Irwin W	82	GAJA	1:36.25
4	Woods, Albert H	82	GAJA	1:40.21
5	Frankenthaler, S E "bud"	78	GAJA	2:54.01
6	Mann, Billy H	78	GAJA	2:56.93
7	Mc Auley, Herb	89	GAJA	1:41.00

**Heat 2 of 24 Finals**

1	Gfroerer, George	78	GAJA	1:38.16
2	Ascherfeld, Ray	76	GCPS	1:25.79
3	Oyakawa, Yoshi	78	O*H*	1:20.00
4	Cavanaugh, Cav	76	GOLD	1:15.00
5	Bailie, Bob	76	WMST	1:17.57
6	Martinez, Sergio	75	NCMS	1:21.50
7	Chisholm, Dick	77	O*H*	1:34.62
8	Lovell, Gilbert R	79	GAJA	2:10.48

**Heat 3 of 24 Finals**

1	Dillon, Thomas J	70	PCAT	1:34.35
2	Blake, William V	74	MOST	1:23.10
3	Miller, David W	71	GAJA	1:17.75
4	Murff, Don	70	TXLA	1:10.00
5	Bassi, Richard A	70	TOC	1:17.34
6	Oakes, David W	71	SYSM	1:18.70
7	Carey, James D	70	IAMA	1:25.26

**Heat 4 of 24 Finals**

1	Andersen, Richard H	67	NOVA	1:20.22
2	Dudley, Bill	67	GAJA	1:16.41
3	List, Robert W	66	GSMS	1:15.45
4	Burr, Ken M	67	WCM	1:15.92
5	Burgess, Thom	69	CMS	1:18.50
6	Foote, David E	61	VCM	1:17.00
7	Beardmore, Roger O	60	GOMT	1:13.33
8	Garber, Howard B	62	IM	1:20.00

**Heat 5 of 24 Finals**

1	Hardy, Rog	65	RICE	1:10.99
2	Soderstrom, Jan	66	SYSM	1:09.21
3	Burns, Richard	68	TAM	1:05.50
4	Quiggin, David	67	GOLD	1:03.80
5	De Lacy, James R	65	WCM	1:05.50
6	Lodwig, Keefe L	68	SYSM	1:07.00
7	Andersen, Peter	68	SDSM	1:10.60
8	Boak, Thomas D	68	WMST	1:13.50

**Heat 6 of 24 Finals**

1	Meyerhoff, Rick	64	TAM	1:10.00
2	Morley, Don T	61	MOST	1:08.70
3	Rollins, Bruce W	62	WMST	1:07.54
4	Holt, Tate	60	TAM	1:01.50
5	Bernard, Alan D	62	MPM	1:04.06
6	Ota, Ken	64	IM	1:07.80
7	Warner, Frank	62	PNA	1:09.20
8	Rutenberg, Howard	64	ARKM	1:13.00

**Heat 7 of 24 Finals**

2	Murray, Daniel P	53	WRAM	1:31.41
3	McCarthy, Shaun	51	PCAT	1:14.00
4	Weiss, Patrick J	52	MICH	1:29.21
5	Callan, Thomas J	58	UNAT	1:31.27
6	Adcock, Richard P	56	PNA	1:14.80
7	Baca, Kurt A	56	UNAT	1:19.60

**Heat 8 of 24 Finals**

1	Carver, David	57	GAJA	1:09.76
2	Wallin, Lawrence	55	GAJA	1:08.50
3	Caligiuri, Dan A	55	BLU	1:06.00
4	Stickney, Mike P	55	CSMT	1:05.00
5	Troy, Mike	56	UNAT	1:05.20
6	Michalke, Doug	58	GAJA	1:08.00
7	Larson, Allen J	58	OREG	1:09.10
8	Cutrone, Robert M	57	GAJA	1:10.50

**Heat 9 of 24 Finals**

1	Hildebrandt, David C	56	GAJA	1:03.50
2	Keenan, George W	58	IM	1:01.19
3	Gandee, Brad	57	GMUP	1:00.00
4	Groselle, Jack R	57	SYSM	57.54
5	Fields, John A	55	AWJ	59.10
6	Karas, Paul G	56	MICH	1:01.11
7	Wood, Larry W	57	TXLA	1:03.00
8	Knowles, Percival A	56	SWIF	1:03.90

**Heat 10 of 24 Finals**

1	Kolb, Karl A	50	NEM	1:11.00
2	Sealey, Thomas B	51	GAJA	1:08.01
3	Glasscock, Carson	51	ATMS	1:07.41
4	Milburn, David	50	MATT	1:06.07
5	Cox, Dan	54	UNAT	1:07.20
6	Vargas, Glen A	51	SYSM	1:07.65
7	Grecco, Dan	52	UNAT	1:09.00
8	Crook, Bob	51	HUNT	1:13.81

**Heat 11 of 24 Finals**

1	Matz, Michael S	50	PAFC	1:05.93
2	Butler, Mike D	51	HUNT	1:05.00
3	McCarthy, Patrick J	52	GAJA	1:04.40
4	Washburne, Brent C	50	OREG	1:03.23
5	Munson, Fred R	53	O*H*	1:03.51
6	Watkins, Doug	51	PPSL	1:04.69
7	Borderies, Pascal	52	CHEL	1:05.38
8	Trednick, Donnie	51	UNAT	1:06.00

**Heat 12 of 24 Finals**

1	Wintzinger, Ro	50	HUNT	1:02.90
2	White, Steve G	51	WMST	1:01.50
3	Brenner, Bill	53	SYSM	59.95
4	Berryhill, Keith	52	RAY	59.60
5	Saylor, Brian D	51	SYSM	59.76
6	Beattie, John R	50	YCFM	59.98
7	Shake, Joe	53	PALM	1:02.00
8	Taylor, Chip	54	BSLM	1:02.91

**Heat 13 of 24 Finals**

1	Stultz, Todd W	51	SYSM	58.99
2	Berry, David D	51	MATT	58.30
3	Wood, Steve	51	BLU	57.99
4	Bugg, Bob	54	GAJA	56.11
5	Smith, Brian C	52	UNAT	57.90
6	Wells, D Scott	50	EAJM	58.26
7	Scott, Greg C	52	CMS	58.43
8	Angell, Clayton	54	SYSM	59.36

**Heat 14 of 24 Finals**

2	Jay, Mike	49	RMST	1:10.50
3	Miller, Cliff	45	ART	1:09.00
4	Kadi, Mike	47	MVM	1:06.00
5	Sohlberg, Karl	47	UNAT	1:06.52
6	Matherne, Brett P	47	SMS	1:10.29
7	Woods, Alan S	45	ATMS	1:12.27

**Heat 15 of 24 Finals**

1	Hagen, Dean	49	ARIZ	1:03.46
2	Pechman, Scott	45	AMS	1:03.00
3	Garcia Carranza, Jaime	47	SJIC	1:02.66
4	King, Jack F	48	BASC	1:01.70
5	Anderson, Don	46	SSMS	1:02.00
6	McCool, Michael J	49	GAJA	1:02.77
7	Tacca, Jeffrey	45	AWJ	1:03.00
8	Carey, David T	46	UNAT	1:05.00

**Heat 16 of 24 Finals**

1	Young, Robert	47	IM	1:01.12
2	Newman, Steven M	49	BDGR	1:00.00
3	Hiltabiddle, Steve	45	JAM	56.00
4	Hughey, Richard L	48	AMS	55.50
5	Davis, Ross C	45	WMST	55.55
6	Tatterson, Bryan R	47	FLAQ	57.40
7	Anderson, Earl E	47	NCMS	1:00.25
8	Turocy, Gregory	48	O*H*	1:01.30

**Heat 17 of 24 Finals**

3	Ferreira, Pedro M	42	RAY	1:15.08
4	Bass, Bill	42	WMST	1:06.37
5	McCoy, Peter	42	MATT	1:07.37
6	Holland, David N	43	RAY	1:30.00

**2011 US Masters Swimming Summer Nationals**  
**Auburn University**  
**Meet Program - Friday, August 5, 2011**

**Heat 18 (#27 Men 100 LC Meter Freestyle)**

1	De Mott, Tim J	43 AAMA	1:03.69
2	Castleton, Tom	40 ROSE	1:03.29
3	Cambias, Rob J	43 SMS	1:02.21
4	White, James H	41 BSLM	1:01.50
5	Tartaglione, Mike	40 GAJA	1:01.72
6	Hernandez, William	42 UNAT	1:02.36
7	Weisleder, Rodney	40 MIL	1:03.38
8	Wood, Jeffrey E	42 NEM	1:03.69

**Heat 19 of 24 Finals**

1	Walker, Scott J	43 GOLD	59.90
2	Cox, Mark	43 TPIT	57.93
3	Beatty, Mark S	42 GAJA	56.96
4	Murray, Jeff L	42 NCMS	54.39
5	Weber, Mark A	44 SYSM	56.46
6	Belcher, James T	42 SYSM	57.90
7	Lage, Terry L	43 FLAQ	59.78
8	LeClair, David W	44 GOLD	1:00.51

**Heat 20 of 24 Finals**

1	Mosher, Ian A	31 PNA	1:02.55
2	Dallamura, Scott J	33 NCMS	1:00.81
3	Kuhn, Jeremiah J	33 SKY	1:00.20
4	Lima, Raphael G	30 MWA	1:01.68
5	Jackson, Rob	36 AMS	1:09.87
6	Fisher, Daniel R	37 MICH	1:04.99
7	Juarez, Jorge	36 USF	1:08.24
8	McElroy, Scott	35 AMS	1:15.00

**Heat 21 of 24 Finals**

1	Itriago, Hilario	38 UNAT	1:03.90
2	Glass, Mark W	37 WMST	1:00.84
3	Ohman, Niclas K	37 NEM	57.20
4	Christoffel, Ben J	35 INDY	54.76
5	Pyle, Mike	36 MELO	57.00
6	Cunningham, Brian D	39 IM	58.90
7	Dougherty, Craig S	39 SMS	1:03.73
8	Pardo, Robert R	38 FLAQ	1:04.53

**Heat 22 of 24 Finals**

1	Kondratev, Juri P	33 AGUA	59.90
2	Gogg, Benjamin J	30 NCMS	57.42
3	Dyer, Christopher S	30 GAJA	56.00
4	Weston, Benjamin C	30 OREG	53.50
5	Gaines, Billy	30 VMST	54.86
6	Kuhn, Buzz C	34 UNAT	56.70
7	Gellin, Jonathan C	31 GAJA	57.75
8	Zhai, Eric	30 BCTM	1:00.00

**Heat 23 of 24 Finals**

1	Shaw, Chris	29 AMS	1:08.04
2	Lehmann, Karl M	26 UNAT	59.99
3	Theilemann, Ryan S	27 CARS	57.00
4	Cargill, Kevin T	25 GAJA	49.99
5	Landis, James W	27 DRM	59.61
6	Matherne, Craig M	28 SMS	1:03.56
7	Sewell, Roderick U	19 UNAT	1:20.69

**Heat 24 of 24 Finals**

1	Baca, Alexander K	21 MACH	1:00.62
2	Aguilar, Guillermo	22 FLAQ	1:00.00
3	Smith, James O	24 GAJA	58.00
4	Taylor, Dylan	24 PHX	55.34
5	Shaheen, Luke	23 SYSM	57.00
6	Ragland, John C	24 ARKM	58.93
7	Brown, Scott V	23 SYSM	1:00.55
8	Soto, Alvaro	21 MIL	1:04.16

**#28 Women 100 LC Meter Freestyle**

Lane	Name	Age	Team	Seed Time
------	------	-----	------	-----------

**Heat 1 of 14 Finals**

1	Wolle, Marian E	83 SDSM	2:52.00
2	Troy, Jean D	84 FMM	1:46.00
3	Bohl, Nan	82 MOVY	1:35.10
4	Campbell, Joan K	81 FACT	2:02.81
5	Gogola, Laura J	75 MICH	1:48.09
6	Petnecky, Dolores E	76 GAJA	2:09.80
7	Stone, Marjorie	88 GCPS	2:11.49
8	Dunivin, Anne A	95 GAJA	5:06.70

**Heat 2 of 14 Finals**

1	Haase, Judith L	71 GAJA	2:33.33
2	Czekala, Charlotte G	73 GAJA	2:22.22
3	Newell, Sally	74 INDY	1:38.10
4	Schreiner, Beth	70 VMST	1:24.14
5	Menk, Sally W	73 GCPS	1:44.62
6	Hutinger, Margie	71 FMM	2:32.62
7	Ottosen, Sue C	68 GAJA	2:07.00

**Heat 3 of 14 Finals**

1	Smith, Diane G	66 CVMM	1:39.00
2	Ridout, Nancy J	69 TAM	1:29.50
3	Webb, Linda	66 FLAQ	1:25.50
4	Veater, Betty B	65 GAJA	1:25.00
5	Mitchell, Jeannie R	65 GOLD	1:25.29
6	Dameron, Pam D	66 QMST	1:29.00
7	Buccino, Vicki	65 SMS	1:38.74
8	Manheim, Lucy M	69 RMST	1:57.80

**Heat 4 of 14 Finals**

1	Larson, Joyce M	61 GAJA	1:41.50
2	Flinn, Emma	62 NCMS	1:20.13
3	Miller, Celeste	61 SNM	1:16.00
4	Val, Laura B	60 TAM	1:06.00
5	Williamson, Francine S	63 GAJA	1:13.16
6	Lim-Sharp, Judy	60 ANCM	1:20.00
7	Felton, Anezka G	63 TOC	1:25.47

**Heat 5 of 14 Finals**

1	Moore, Deborah S	49 GAJA	2:00.00
2	Wolff, Celia	45 NCMS	1:14.20
3	Hooe, Donna L	49 GAJA	1:13.27
4	McClure, Pam	48 RAY	1:38.21
5	Lavery, Catherine F	52 GAJA	1:19.27
6	Knowles, Nancy C	54 SWIF	1:30.93
7	Many, Cecile	57 SMS	1:29.91

**Heat 6 of 14 Finals**

1	Sharpe, Pamela E	58 GAJA	1:19.30
2	Del Greco, Jane B	55 IM	1:17.35
3	Glassman, Debbie A	58 PNA	1:14.90
4	Sargeant, Pat A	58 GOLD	1:10.20
5	Betts, Nancy R	55 VMST	1:12.00
6	Wymelenberg, Lynn A	56 RMST	1:17.26
7	Watts, Sue N	57 1776	1:18.57
8	Hinson, Jan D	57 BSLM	1:27.16

**Heat 7 of 14 Finals**

1	Grilli, Tracy L	54 NEM	1:16.20
2	Brown, Denise H	52 MICH	1:15.51
3	Woodard, Alis Rojas	51 NCMS	1:14.89
4	Wheeler, Barbara C	54 TAM	1:13.00
5	Kusseling, Brooke L	51 RMST	1:14.85
6	Carpenter, Kelley C	54 SYSM	1:15.22
7	Almand, Jennifer C	53 GAJA	1:15.75
8	Migliozzi, Colette I	51 HUNT	1:17.63

**Heat 8 of 14 Finals**

1	Roebuck, Mary H	50 FACT	1:11.06
2	Buck, Donna M	52 OREG	1:10.38
3	Ingraham, Susan R	52 MOST	1:07.23
4	Jones, Eney	51 DAMM	1:02.97
5	Parker Palace, Kelly	50 VMST	1:05.83
6	Groselle, Laura L	51 SYSM	1:09.00
7	Fedako, Cathy A	50 SYSM	1:10.92
8	Hajost, Cynthia M	51 RMST	1:12.23

**Heat 9 of 14 Finals**

1	Qualls-Kalafut, Mary E	46 RAY	1:11.62
2	Petersen, Stephanie O	49 SLAM	1:10.50
3	Countryman, Marianne	47 GAJA	1:10.20
4	Stevens, Kimberly J	46 IM	1:01.90
5	Welting, Laureen K	46 TOC	1:03.04
6	Mc Gee, Beth O	49 GAJA	1:10.50
7	Johnson, Mindy	48 RMST	1:11.35
8	Cabada, Maria	48 MIL	1:12.89

**Heat 10 of 14 Finals**

1	Tarver, Stacy L	41 GOMT	1:23.00
2	Tucker, Mary G	41 SYSM	1:14.34
3	LeClair, Dale A	42 GOLD	1:06.82
4	Dawson, Deborah	43 NBAC	1:04.00
5	Ridge, Jennifer	43 IM	1:04.21
6	Rietz, Heather	43 EXCL	1:08.02
7	Wrolson, Kelly M	44 GAJA	1:20.29
8	Weselman, Kelly O	41 GAJA	1:25.00

**Heat 11 of 14 Finals**

3	Hankins, Malena	38 GAJA	1:09.87
4	Coley, Allison L	35 AGUA	1:05.88
5	Zak, Heather L	35 SWIM	1:06.00
6	Gangloff, Karen A	29 AMS	1:25.00

**Heat 12 of 14 Finals**

1	Stemper, Michelle A	34 RAY	1:20.00
2	Sarbacker, Sarah	32 MTSC	1:11.65
3	Hildebrand, Dawn	30 NCMS	1:04.58
4	Carlson, Jennifer M	32 RMST	1:01.71
5	Howland, Heather	31 IM	1:09.16
6	Barbosa, Shiana K	34 NCMS	1:12.44
7	Benner, Amy L	28 EAJM	1:10.80
8	Seaman, Kim A	28 GAJA	1:11.35

**2011 US Masters Swimming Summer Nationals**  
**Auburn University**  
**Meet Program - Friday, August 5, 2011**

**Heat 13 (#28 Women 100 LC Meter Freestyle)**

1	Trimble, Ginny	27 DAS	1:08.00
2	Holman, Sara E	25 GSC	1:06.50
3	Hibbard, Kate	27 VMST	1:06.50
4	Gill, Meg B	26 TOC	59.90
5	O'Leary, Britta	27 GAJA	1:02.00
6	Holman, Mary E	25 GSC	1:06.50
7	Dominguez, Kristin A	26 ART	1:07.15
8	Vazhenin, Anastacia I	27 POSE	1:08.27

**Heat 14 of 14 Finals**

1	Pelaez, Cristina D	24 NOVA	1:12.01
2	Curran, Caitie B	24 GAJA	1:11.26
3	Hammann, Amy	21 PHX	1:03.20
4	Van Matre, Traci A	24 WMST	1:01.00
5	Ewing, Emile C	24 AMS	1:03.00
6	Harlow, Megan M	24 GAJA	1:08.50
7	Servedio, Kari A	20 UNAT	1:11.51
8	Clark, Laura C	24 SKY	1:12.22

**#29 Men 50 LC Meter Backstroke**

Lane	Name	Age	Team	Seed Time
------	------	-----	------	-----------

**Heat 1 of 17 Finals**

1	Schuyck, Stephen M	70 GAJA	49.50
2	Carey, James D	70 IAMA	45.87
3	Goldstein, Mel E	73 INDY	48.00
4	Manheim, Frank T	81 RMST	47.27
5	Mitchell, Jack	84 GAJA	51.68
6	Holmes, Rogers B	90 FACT	1:05.00
7	Mc Auley, Herb	89 GAJA	1:53.00

**Heat 2 of 17 Finals**

1	Chisholm, Dick	77 O*H*	57.12
2	Gfroerer, George	78 GAJA	45.46
3	Dunlap, Marion T	78 GAJA	45.00
4	Oyakawa, Yoshi	78 O*H*	38.00
5	Mennen, Marty A	75 INDY	39.50
6	Cavanaugh, Cav	76 GOLD	45.00
7	Ascherfeld, Ray	76 GCPS	56.00
8	Dixon, Richard B	78 GAJA	1:01.17

**Heat 3 of 17 Finals**

1	Dye, Dean	70 SYSM	43.50
2	Murff, Don	70 TXLA	42.00
3	Murray, Harold J	70 FACT	41.00
4	Bassi, Richard A	70 TOC	38.87
5	McIntyre, David R	74 GOLD	39.17
6	Oakes, David W	71 SYSM	41.01
7	Reid, Walt	71 PNA	43.00
8	Pinkerton, Rolffs S	72 NCMS	45.20

**Heat 4 of 17 Finals**

1	Burr, Ken M	67 WCM	48.50
2	Dudley, Bill	67 GAJA	42.80
3	Straka, Peter	68 TYMS	41.65
4	Burns, Richard	68 TAM	33.80
5	Soderstrom, Jan	66 SYSM	36.53
6	Boak, Thomas D	68 WMST	42.00
7	Burgess, Thom	69 CMS	45.00

**Heat 5 of 17 Finals**

3	Garber, Howard B	62 IM	48.00
4	Reid, Joe	63 GAJA	39.09
5	Baggs, Robert D	60 UNAT	39.53
6	Rutenberg, Howard	64 ARKM	49.00

**Heat 6 of 17 Finals**

1	Warner, Frank	62 PNA	35.40
2	Lawton, Robert K	60 NEM	34.80
3	Middleton, Marc D	60 BLU	34.40
4	Tingley, William	61 SKY	33.52
5	Tharp, Greg J	61 WMST	34.32
6	Taylor, Gordon S	60 PHX	34.53
7	Brzezinski, Jay	64 PALM	35.00
8	Morley, Don T	61 MOST	38.90

**Heat 7 of 17 Finals**

2	Sohlberg, Karl	47 UNAT	36.13
3	Young, Robert	47 IM	34.87
4	Lynd, Howard W	45 HUNT	35.54
5	Adcock, Richard P	56 PNA	42.50
6	Nakazawa, Muraji	55 RMST	46.21

**Heat 8 of 17 Finals**

1	Bennewitz, Kirk T	57 IM	37.67
2	Hildebrandt, David C	56 GAJA	34.50
3	Pugliese, Mark	59 ANCM	33.15
4	Barton, Tom	55 PCAT	31.88
5	Graham, Donald	57 PNA	32.10
6	Ockerman, Jeff	56 NASH	34.15
7	Stickney, Mike P	55 CSMT	35.00
8	Carver, David	57 GAJA	38.04

**Heat 9 of 17 Finals**

1	Vargas, Glen A	51 SYSM	36.93
2	Trednick, Donnie	51 UNAT	36.11
3	Sikora, Rod	51 DAMM	35.21
4	Hendrick, Marty	53 FLAQ	34.94
5	Larkin, Doug	50 RAY	34.95
6	Glasscock, Carson	51 ATMS	35.99
7	Neville, William P	53 HUNT	36.53
8	Weiss, Patrick J	52 MICH	52.00

**Heat 10 of 17 Finals**

1	Matz, Michael S	50 PAFC	34.40
2	Benner, Tord E	52 NOVA	33.68
3	McCarthy, Patrick J	52 GAJA	33.50
4	Thain, Doug A	51 MTSC	32.53
5	Berry, David D	51 MATT	33.33
6	Wintzinger, Ro	50 HUNT	33.60
7	Shake, Joe	53 PALM	34.20
8	Jones, Judd	53 GKMS	34.50

**Heat 11 of 17 Finals**

1	Malsbury, David B	50 VMST	32.33
2	Kone, Bruce C	53 RICE	32.14
3	Smith, Brian C	52 UNAT	31.50
4	Wood, Steve	51 BLU	29.99
5	Graham, Bart L	51 AWJ	30.40
6	Stultz, Todd W	51 SYSM	32.10
7	LaPlatney, Pat	52 CAMS	32.21
8	Beattie, John R	50 YCFM	32.45

**Heat 12 of 17 Finals**

1	Eastman, James Chris	46 BARM	34.23
2	Thomason, Doug	49 MCMS	33.70
3	Boosin, Michael J	45 SCAQ	33.50
4	Pechman, Scott	45 AMS	33.00
5	Bright, John M	47 MVN	33.50
6	Mc Ginley, Patrick B	48 ROSE	33.67
7	Mench, Edward H	45 SYSM	33.94
8	Gabriel, Noah	46 DBMS	34.56

**Heat 13 of 17 Finals**

1	Vicioso, Danilo	48 DOM	31.50
2	Mays, Brent	47 SYSM	31.12
3	Davis, Ross C	45 WMST	30.30
4	Hughey, Richard L	48 AMS	29.00
5	Stevenson, Chris L	47 VMST	29.18
6	King, Jack F	48 BASC	30.35
7	Sundahl, Philip J	46 WMST	31.49
8	Byers, Christopher H	46 AMS	32.30

**Heat 14 of 17 Finals**

1	LeClair, David W	44 GOLD	37.00
2	Brenes, Marco	40 MIL	34.91
3	Ammon, Craig	43 EXCL	33.50
4	White, James H	41 BSLM	32.40
5	Cordero, Billy	44 IM	33.35
6	Dunne, Timothy J	43 EXCL	33.50
7	Kucharski, Michael R	44 GAJA	34.98

**Heat 15 of 17 Finals**

1	Wray, James G	40 FLAQ	32.00
2	Winters, Bill	44 AMS	31.57
3	Keyser, David	44 CSMT	30.31
4	Palm, Jeff A	40 GAJA	29.60
5	Mortimer, Steve R	41 SYSM	29.61
6	Belcher, James T	42 SYSM	31.20
7	Hill, Andrew	41 UNAT	31.80
8	Cox, Mark	43 TPIT	32.05

**Heat 16 of 17 Finals**

3	Blanco, Alonso O	37 MOST	35.09
4	Dagostini, Luciano M	35 SYSM	31.23
5	Munguia, Elias S	39 UNAT	32.90
6	McElroy, Scott	35 AMS	37.00

**Heat 17 of 17 Finals**

1	Oo, Aung Sann	30 UNAT	35.00
2	Schmall, Thomas H	34 SMS	32.96
3	Gogg, Benjamin J	30 NCMS	26.88
4	Kuhn, Jeremiah J	33 SKY	32.38
5	Rodriguez, Jose Ignacio	34 MIL	33.03
6	Cargill, Kevin T	25 GAJA	25.49
7	Alban, Doug M	25 NBAC	29.99
8	Matthews, Christian S	20 RMST	30.02

**#30 Women 50 LC Meter Backstroke**

Lane	Name	Age	Team	Seed Time
------	------	-----	------	-----------

**Heat 1 of 11 Finals**

2	Callaway, June	77 GAJA	1:15.70
3	Miller, Kay	77 GCPS	1:14.61
4	Haase, Judith L	71 GAJA	1:17.04
5	Campbell, Joan K	81 FACT	1:07.73
6	Dunivin, Anne A	95 GAJA	2:13.85

**2011 US Masters Swimming Summer Nationals  
Auburn University  
Meet Program - Friday, August 5, 2011**

**Heat 2 (#30 Women 50 LC Meter Backstroke)**

1	Arnold, Tita	70 SKY	1:06.50
2	Whalen, Nana	74 GAJA	58.91
3	Newell, Sally	74 INDY	52.11
4	Schreiner, Beth	70 VMST	48.78
5	Jebe, Margit H	73 T2NM	50.50
6	Coakley, Marian W	74 NEM	56.29
7	Leilich, Joann	72 WMST	1:00.00
8	Allen, Jean M	71 FMM	1:08.85

**Heat 3 of 11 Finals**

2	Clarke, Katherine B	67 GCPS	1:23.90
3	Pohlmann, Mary M	66 SLAM	46.59
4	Uustal, Diann B	65 MESC	37.92
5	Mitchell, Jeannie R	65 GOLD	46.07
6	Smith, Diane G	66 CVMM	53.50
7	Watson, Lisa L	57 GAJA	52.52

**Heat 4 of 11 Finals**

1	Casey, Kathrine J	63 PNA	49.70
2	Guthrie, Sally K	61 MICH	46.00
3	Lyman, Carolyn B	61 UTAH	43.60
4	Schneider, Margo M	64 GAJA	42.91
5	Flinn, Emma	62 NCMS	45.10
6	Stark, Carol R	63 OREG	49.03
7	Beach, Lynn	55 GAJA	46.00
8	Hummel, Barbara R	59 NEM	47.23

**Heat 5 of 11 Finals**

1	Glassman, Debbie A	58 PNA	42.60
2	Larson, Linda L	56 FLAQ	42.30
3	Sargeant, Pat A	58 GOLD	39.45
4	Betts, Nancy R	55 VMST	38.20
5	Hughes, Maureen C	58 GOLD	38.90
6	Burlingame, Sharon M	55 GKMS	41.33
7	Haynie, Dee A	56 TOC	42.42
8	Watts, Sue N	57 1776	44.01

**Heat 6 of 11 Finals**

1	Greely, Kathleen M	51 GAJA	52.95
2	Yarbrough, Myrna N	50 GAJA	44.19
3	Brightwell, Kim M	51 RMST	35.38
4	Livingston, Leslie C	50 GMUP	32.90
5	Osborn, Ahelee Sue M	53 WCM	35.23
6	Cavanaugh, Debbie D	53 GOLD	39.00
7	Migliozzi, Colette I	51 HUNT	45.91

**Heat 7 of 11 Finals**

1	Moore, Deborah S	49 GAJA	1:00.00
2	Vazquez, Maria E	46 GAJA	39.26
3	Repassy, Lisa N	45 SYSM	37.42
4	Luallen-Egg, Andrea	46 GSM	34.29
5	Mc Gee, Beth O	49 GAJA	37.00
6	Wolff, Celia	45 NCMS	38.92
7	Roberts, Deborah S	46 BLU	45.01

**Heat 8 of 11 Finals**

2	Jones, Cathy W	40 GAJA	40.25
3	LeClair, Dale A	42 GOLD	39.14
4	Smith, Jody L	42 MVM	33.42
5	Maki, Christine D	41 CAAM	38.98
6	Caddel, Jinxi	41 UNAT	39.67
7	Henson, Susan P	42 GAJA	40.90

**Heat 9 of 11 Finals**

3	Coley, Allison L	35 AGUA	39.88
4	Limke, Tobi L	36 NBAC	33.47
5	Stallkamp, Sarah E	31 AMS	40.72

**Heat 10 of 11 Finals**

1	Hennessey-Dettlaff, Katherin	33 IM	38.72
2	Sarbacker, Sarah	32 MTSC	38.29
3	Hyman, Misty D	32 PHX	32.69
4	Inada, Noriko	33 PHX	30.00
5	Holt, Laura	31 DAMM	31.63
6	Barker, Kathy	34 CMS	35.58
7	Jones, Rose	33 INDY	38.55
8	King, Rebecca L	31 SMS	40.10

**Heat 11 of 11 Finals**

1	Seaman, Kim A	28 GAJA	38.85
2	Sutherland, Nicola J	28 FLAQ	34.88
3	Hibbard, Kate	27 VMST	34.43
4	Vazhenin, Anastacia I	27 POSE	35.27
5	McGowan, Ailie	21 FLAQ	35.00
6	Ball, Caroline	22 FLAQ	32.39
7	Ewing, Emile C	24 AMS	34.00

# Day 4 — Saturday, August 6

---

## Warm-up

6:30 a.m.-7:50 a.m.

## Meet Start Time

8:00 a.m.

Men	Event	Women
	400 freestyle (women)	34
30 minute warm-up in competition pool		
35	200 medley relay	36
37	200 butterfly	38
39	100 backstroke	40
41	200 breaststroke	42
43	50 freestyle	44

**2011 US Masters Swimming Summer Nationals**  
**Auburn University**  
**Meet Program - Saturday, August 6, 2011**

**#34 Women 400 LC Meter Freestyle**

Lane	Name	Age Team	Seed Time
<b>Heat 1 of 13 Finals</b>			
2	Czekala, Charlotte G	73 GAJA	10:10.10
3	Campbell, Mary R	63 GAJA	10:03.95
4	Trevison, Ellie	68 FACT	10:05.00
5	Callaway, June	77 GAJA	10:29.14
7	Hutinger, Margie	71 FMM	12:30.54
8	Dunivin, Anne A	95 GAJA	22:01.50
<b>Heat 2 of 13 Finals</b>			
1	Bogue, Sherri L	47 FMM	9:51.42
2	Campbell, Joan K	81 FACT	9:14.35
3	Hirsch, Ann M	80 WCM	8:45.00
4	Troy, Jean D	84 FMM	8:52.00
5	Petmecky, Dolores E	76 GAJA	9:34.20
<b>Heat 3 of 13 Finals</b>			
1	Henderson, Martha J	75 FACT	8:27.54
2	Leilich, Joann	72 WMST	8:00.00
3	Arnold, Tita	70 SKY	7:40.12
4	Buccino, Vicki	65 SMS	7:16.15
5	Baldwin, Patricia A	21 SKY	7:34.25
6	Stephens, Mary Lou	69 GAJA	7:54.63
7	Cunningham, Carol E	54 GAJA	8:02.18
8	Arnold, Patricia F	72 SMS	8:31.62
<b>Heat 4 of 13 Finals</b>			
1	Tyler, A Susan	63 SNM	7:05.93
2	Mitchell, Jeannie R	65 GOLD	6:58.21
3	Ridout, Nancy J	69 TAM	6:53.18
4	Lim-Sharpe, Judy	60 ANCM	6:50.00
5	Kusseling, Brooke L	51 RMST	6:52.00
6	Casey, Kathrine J	63 PNA	6:53.93
7	Durrant, Betsy	70 VMST	7:02.40
8	Schueckler, Leslie P	56 BSM	7:08.00
<b>Heat 5 of 13 Finals</b>			
1	Migliozzi, Colette I	51 HUNT	6:40.99
2	Wolf, Sara	43 AMS	6:35.00
3	Kregor, Janice	55 SKY	6:27.91
4	Hinson, Jan D	57 BSLM	6:14.10
5	Flinn, Emma	62 NCMS	6:16.24
6	Jones, Mollie N	27 UNAT	6:30.13
7	Veater, Betty B	65 GAJA	6:40.00
8	Pohlmann, Mary M	66 SLAM	6:45.45
<b>Heat 6 of 13 Finals</b>			
1	Braaten, Kitten	56 VMST	6:09.18
2	Woodard, Alis Rojas	51 NCMS	6:00.45
3	Protzman, Barbara	57 GOLD	5:53.28
4	Quinn, Phyllis E	56 TOC	5:49.68
5	Wymelenberg, Lynn A	56 RMST	5:53.01
6	Cabada, Maria	48 MIL	5:56.31
7	Betts, Nancy R	55 VMST	6:01.00
8	Watts, Sue N	57 1776	6:09.33

**Heat 7 of 13 Finals**

1	Morgan, Nicole L	33 KAMS	5:45.78
2	Grilli, Tracy L	54 NEM	5:41.71
3	Abner, Kelly A	21 FLAQ	5:40.77
4	Miller, Celeste	61 SNM	5:40.00
5	May, Julie	44 SKY	5:40.10
6	Sarbacker, Sarah	32 MTSC	5:41.31
7	Lind, Celeste	52 ATAC	5:43.29
8	Brown, Denise H	52 MICH	5:47.49

**Heat 8 of 13 Finals**

1	Hajost, Cynthia M	51 RMST	5:39.00
2	Young, Mary C	24 UCLA	5:36.99
3	Martin-Sherlock, Ann L	41 MOVY	5:35.12
4	Vazquez, Maria E	46 GAJA	5:32.25
5	Coley, Allison L	35 AGUA	5:33.67
6	Kryka, Nancy	56 MINN	5:36.00
7	Wilkes, Jacquelyn M	28 GAJA	5:38.43
8	Fedako, Cathy A	50 SYSM	5:39.70

**Heat 9 of 13 Finals**

1	Rietz, Heather	43 EXCL	5:30.00
2	Michel, Claire F	23 OREG	5:28.00
3	Qualls-Kalafut, Mary E	46 RAY	5:26.66
4	Hamel, Laura	47 SYSM	5:22.32
5	O'Brien, Charlene A	55 WCM	5:24.40
6	Hartley, Chris G	36 RAY	5:27.74
7	Benner, Amy L	28 EAJM	5:29.86
8	Myers, Danielle E	27 VMST	5:30.79

**Heat 10 of 13 Finals**

1	Aziz, Kristin A	46 GAJA	5:20.82
2	Trimble, Ginny	27 DAS	5:20.00
3	Hildebrand, Dawn	30 NCMS	5:16.89
4	Caddel, Jinx	41 UNAT	5:14.03
5	Massey, Melissa K	30 RAY	5:16.00
6	Dominguez, Kristin A	26 ART	5:18.31
7	Vazhenin, Anastacia I	27 POSE	5:20.27
8	Natkin, Heidi	37 GAJA	5:22.24

**Heat 11 of 13 Finals**

1	Hankins, Malena	38 GAJA	5:08.99
2	Ramnath, Fernette P	46 SYSM	5:07.82
3	Block, Andrea J	50 IM	5:05.33
4	Hennessey-Dettlaff, Katherin	33 IM	5:04.09
5	Bennett, Ellen K	48 SYSM	5:04.99
6	Carlson, Jennifer M	32 RMST	5:07.15
7	LeClair, Dale A	42 GOLD	5:08.76
8	Schickore, Jutta	47 DOC	5:13.35

**Heat 12 of 13 Finals**

1	Della, Lindsay J	35 SKY	5:01.00
2	Hammann, Amy	21 PHX	5:00.00
3	Parker Palace, Kelly	50 VMST	4:59.30
4	Holman, Sara E	25 GSC	4:55.23
5	Limke, Tobl L	36 NBAC	4:57.36
6	Stevens, Kimberly J	46 IM	4:59.99
7	Clark, Laura C	24 SKY	5:00.10
8	Helt, Jaclyn M	33 DRM	5:02.34

**Heat 13 of 13 Finals**

1	Nieto, Alexandra	39 SKY	4:54.85
2	Holman, Mary E	25 GSC	4:54.05
3	Ridge, Jennifer	43 IM	4:46.96
4	Van Matre, Traci A	24 WMST	4:30.00
5	Jones, Eney	51 DAMM	4:43.55
6	Ball, Caroline	22 FLAQ	4:50.77
7	Smith, Jody L	42 MVM	4:54.44
8	Dawson, Deborah	43 NBAC	4:55.00

**#37 Men 200 LC Meter Butterfly**

Lane	Name	Age Team	Seed Time
<b>Heat 1 of 8 Finals</b>			
2	Leen, Walter D	69 GAJA	10:10.10
3	Bailie, Bob	76 WMST	4:16.80
4	Lauer, William J	77 GKMS	3:50.30
5	Good, Larry A	77 SLAM	4:05.65
6	Goldstein, Simon	74 ARIZ	5:51.29
7	Bronk, Burt V	80 DAS	5:29.70
<b>Heat 2 of 8 Finals</b>			
2	Winokur, Eliot	67 METR	4:05.67
3	Pivovarov, Ivan	68 UMAB	3:19.75
4	Poiletman, Robert M	68 COLM	2:54.42
5	Burns, Joel J	65 FLAQ	2:59.89
6	Zeigler, John V	66 GAJA	3:38.33
7	Nakazawa, Muraji	55 RMST	4:20.03
<b>Heat 3 of 8 Finals</b>			
1	Rollins, Bruce W	62 WMST	3:28.79
2	Van Nort, Steven	60 LAPS	3:13.33
3	Kerns, Hubie	62 VCM	3:03.83
4	Day, Lawrence J	60 MICH	2:38.87
5	Bernard, Alan D	62 MPM	2:58.19
6	Willis, Gregory B	63 LAPS	3:10.92
7	Taylor, Donald	61 QSE	3:17.00
8	Jay, Mike	49 RMST	3:45.00
<b>Heat 4 of 8 Finals</b>			
1	Brown, Perry	59 NORT	3:12.34
2	Wright, Robert E	57 DOC	2:52.26
3	Copeland, Rob	55 GAJA	2:44.04
4	Lautman, Scott M	59 PNA	2:29.00
5	Wasserman, Neil R	56 O*H*	2:43.30
6	Bliss, Thomas G	57 YCFM	2:50.50
7	Kruger, Joel	58 SYSM	2:52.77
8	Swiger, Ralph B	55 VMST	3:57.80
<b>Heat 5 of 8 Finals</b>			
1	Kone, Bruce C	53 RICE	2:44.68
2	Sikora, Rod	51 DAMM	2:40.10
3	Biles, James B	50 WMAC	2:36.23
4	Wells, D Scott	50 EAJM	2:31.26
5	O'Brien, Kerry L	54 WCM	2:33.00
6	Brigham, William	52 CMSA	2:39.88
7	Borderies, Pascal	52 CHEL	2:41.36
8	Washburne, Brent C	50 OREG	3:05.41



**2011 US Masters Swimming Summer Nationals**  
**Auburn University**  
**Meet Program - Saturday, August 6, 2011**

**Heat 6 (#37 Men 200 LC Meter Butterfly)**

1	Garcia Carranza, Jaime	47 SJIC	2:45.80
2	Tattersson, Bryan R	47 FLAQ	2:28.50
3	Vazhenin, Igor	47 POSE	2:24.47
4	Stevenson, Chris L	47 VMST	2:17.50
5	Unruh, Steven L	45 NITR	2:22.02
6	Hiltabiddle, Steve	45 JAM	2:25.00
7	Malone, Kenneth G	47 UNAT	2:45.55
8	Thompson, Anthony G	47 MOVY	2:55.64

**Heat 7 of 8 Finals**

1	Pohnert, Steven C	41 RMST	2:57.17
2	Cordero, Billy	44 IM	2:33.60
3	Holland, Dave	44 VMST	2:21.38
4	Rubocki, John S	41 SAWS	2:27.89
5	Schaal, Maor	43 SKY	2:42.79
6	Rodriguez, Ramses	39 SYSM	2:27.00
7	Albino, Jorge E	36 SYSM	2:33.99

**Heat 8 of 8 Finals**

1	Dallamura, Scott J	33 NCMS	2:58.65
2	Gellin, Jonathan C	31 GAJA	2:27.22
3	Gaines, Billy	30 VMST	2:16.62
4	Nieto, Jose Manuel	31 SKY	2:25.50
5	Mora, Eduardo	33 MIL	2:52.38
6	Landis, James W	27 DRM	2:47.65
7	Cleary, Kevin H	28 OREG	2:49.20
8	Aguilar, Guillermo	22 FLAQ	2:21.00

**#38 Women 200 LC Meter Butterfly**

Lane	Name	Age	Team	Seed Time
<b>Heat 1 of 5 Finals</b>				
2	Callaway, Linda S	58	MOST	4:27.46
3	Hinson, Jan D	57	BSLM	4:03.09
4	Val, Laura B	60	TAM	3:00.00
5	Brooks, Catherine	63	AKMS	4:22.04
6	Fisher, Jane	75	GSM	5:34.28
7	Campbell, Joan K	81	FACT	6:11.08
<b>Heat 2 of 5 Finals</b>				
1	Burlingame, Sharon M	55	GKMS	3:56.74
2	Quinn, Phyllis E	56	TOC	3:47.39
3	Kryka, Nancy	56	MINN	3:13.63
4	Crabbe, Colette M	55	OREG	3:03.31
5	Lappin, Jeanne L	56	GERM	3:09.31
6	Braaten, Kitten	56	VMST	3:34.61
7	Sharpe, Pamela E	58	GAJA	3:50.00
8	Larson, Linda L	56	FLAQ	4:01.55
<b>Heat 3 of 5 Finals</b>				
1	Cunningham, Carol E	54	GAJA	5:00.00
2	Ingraham, Susan R	52	MOST	2:51.45
3	Block, Andrea J	50	IM	2:48.33
5	Latty, Nicola J	40	OUNA	2:32.02
6	Day, Nadine K	41	DANY	2:39.77
7	Hooe, Donna L	49	GAJA	3:45.10

**Heat 4 of 5 Finals**

1	Camacho, Martha	46 MIL	3:16.74
2	Riley, Kimberlee M	47 AMS	3:08.00
3	Rammath, Fernette P	46 SYSM	3:01.04
4	Schickore, Jutta	47 DOC	2:48.35
5	Countryman, Marianne	47 GAJA	2:57.34
6	Frederic, Christine	47 SMS	3:02.51
7	Froehlich, Kathryn	49 IM	3:13.52
8	Qualls-Kalafut, Mary E	46 RAY	3:17.00

**Heat 5 of 5 Finals**

1	Young, Mary C	24 UCLA	2:50.99
2	Van Matre, Traci A	24 WMST	2:27.00
3	Marks, Jamie L	23 FLAQ	2:30.00
4	Koch Davis, Laura K	35 WMST	2:34.34
5	Volz, Kristin R	38 FLAQ	3:47.77
6	Sutherland, Nicola J	28 FLAQ	2:35.00
7	Gill, Meg B	26 TOC	2:35.90
8	King, Rebecca L	31 SMS	3:17.74

**#39 Men 100 LC Meter Backstroke**

Lane	Name	Age	Team	Seed Time
<b>Heat 1 of 16 Finals</b>				
3	Holmes, Rogers B	90	FACT	2:22.00
4	Manheim, Frank T	81	RMST	1:52.25
5	Mitchell, Jack	84	GAJA	1:55.21
6	McAuley, Herb	89	GAJA	3:25.00
<b>Heat 2 of 16 Finals</b>				
2	Dunlap, Marion T	78	GAJA	1:45.00
3	Gfroerer, George	78	GAJA	1:41.03
4	Mennen, Marty A	75	INDY	1:24.50
5	Oyakawa, Yoshi	78	O*H*	1:28.00
6	Ascherfeld, Ray	76	GCPS	1:42.12
<b>Heat 3 of 16 Finals</b>				
2	Pinkerton, Rolffs S	72	NCMS	1:41.00
3	Reid, Walt	71	PNA	1:38.00
4	Murray, Harold J	70	FACT	1:35.00
5	Dye, Dean	70	SYSM	1:36.00
6	Oakes, David W	71	SYSM	1:40.00
7	Schycck, Stephen M	70	GAJA	1:50.00
<b>Heat 4 of 16 Finals</b>				
1	Winokur, Eliot	67	METR	1:43.17
2	Boak, Thomas D	68	WMST	1:31.00
3	Soderstrom, Jan	66	SYSM	1:23.54
4	Burns, Richard	68	TAM	1:15.00
5	Poiletman, Robert M	68	COLM	1:26.95
6	Quanrud, John O	65	GAJA	1:37.20
7	Reid, Joe	63	GAJA	1:25.44
8	Baggs, Robert D	60	UNAT	1:31.18
<b>Heat 5 of 16 Finals</b>				
1	Couch, Bob E	64	SYSM	1:19.00
2	Brzezinski, Jay	64	PALM	1:18.00
3	Tingley, William	61	SKY	1:17.12
4	Lawton, Robert K	60	NEM	1:13.00
5	Tharp, Greg J	61	WMST	1:15.90
6	Thompson, Frank L	60	MICH	1:17.36
7	Taylor, Gordon S	60	PHX	1:18.40
8	Warner, Frank	62	PNA	1:19.50

**Heat 6 of 16 Finals**

1	LeVasseur, Richard G	57 GAJA	2:08.00
2	Ockerman, Jeff	56 NASH	1:19.00
3	Graham, Donald	57 PNA	1:12.56
4	Barton, Tom	55 PCAT	1:08.91
5	Stickney, Mike P	55 CSMT	1:09.00
6	Hildebrandt, David C	56 GAJA	1:15.00
7	Carver, David	57 GAJA	1:24.52

**Heat 7 of 16 Finals**

1	Babington, Joseph P	52 CMSA	1:35.00
2	Crook, Bob	51 HUNT	1:28.85
3	McNichols, James P	51 NCMS	1:20.60
4	Watkins, Doug	51 PPSL	1:19.60
5	Larkin, Doug	50 RAY	1:19.94
6	Matz, Michael S	50 PAFC	1:20.91
7	Campbell, Chris	50 MVM	1:31.00

**Heat 8 of 16 Finals**

1	Trednick, Donnie	51 UNAT	1:19.00
2	Sikora, Rod	51 DAMM	1:17.31
3	White, Steve G	51 WMST	1:15.00
4	Jones, Judd	53 GKMS	1:14.32
5	Hendrick, Marty	53 FLAQ	1:14.98
6	McCarthy, Patrick J	52 GAJA	1:15.40
7	Benner, Tord E	52 NOVA	1:17.85
8	Shake, Joe	53 PALM	1:19.50

**Heat 9 of 16 Finals**

1	Malsbury, David B	50 VMST	1:11.00
2	Von Jouanne, Roger	50 MATT	1:10.00
3	Smith, Brian C	52 UNAT	1:07.50
4	Graham, Bart L	51 AWJ	1:06.83
5	Wood, Steve	51 BLU	1:06.99
6	LaPlatney, Pat	52 CAMS	1:09.51
7	Kone, Bruce C	53 RICE	1:10.21
8	Thain, Doug A	51 MTSC	1:12.67

**Heat 10 of 16 Finals**

3	White, James H	41 BSLM	1:13.00
4	Brenes, Marco	40 MIL	1:15.03
5	Sohlberg, Karl	47 UNAT	1:18.39
6	Rogers, Mark L	46 GAJA	1:34.33

**Heat 11 of 16 Finals**

1	Gabriel, Noah	46 DBMS	1:17.11
2	Blavatnik, Alex	47 FLAQ	1:14.10
3	Eastman, James Chris	46 BARM	1:14.00
4	Byers, Christopher H	46 AMS	1:11.00
5	Mc Ginley, Patrick B	48 ROSE	1:13.93
6	Bright, John M	47 MVN	1:14.00
7	Davis, Brett A	45 GAJA	1:16.82
8	Thomason, Doug	49 MCMS	1:17.22

**Heat 12 of 16 Finals**

1	King, Jack F	48 BASC	1:08.45
2	Sundahl, Philip J	46 WMST	1:05.99
3	Hughey, Richard L	48 AMS	1:04.50
4	Stevenson, Chris L	47 VMST	1:02.00
5	Davis, Ross C	45 WMST	1:04.04
6	Mays, Brent	47 SYSM	1:05.69
7	Vicioso, Danilo	48 DOM	1:08.00
8	Mench, Edward H	45 SYSM	1:10.92

**2011 US Masters Swimming Summer Nationals**  
**Auburn University**  
**Meet Program - Saturday, August 6, 2011**

**Heat 13 (#39 Men 100 LC Meter Backstroke)**

1	Keyser, David	44 CSMT	1:08.65
2	Winters, Bill	44 AMS	1:07.20
3	Belcher, James T	42 SYSM	1:06.70
4	Mortimer, Steve R	41 SYSM	1:01.98
5	Murray, Jeff L	42 NCMS	1:04.29
6	Wray, James G	40 FLAQ	1:07.00
7	Palm, Jeff A	40 GAJA	1:08.00
8	Cox, Mark	43 TPIT	1:09.37

**Heat 14 of 16 Finals**

2	Cunningham, Brian D	39 IM	1:13.34
3	Karren, Kelly S	38 UTAH	1:11.67
4	Mullins, Dennis J	37 MTSC	1:08.00
5	Ohman, Niclas K	37 NEM	1:09.56
6	Munguia, Elias S	39 UNAT	1:11.96

**Heat 15 of 16 Finals**

2	Oo, Aung Sann	30 UNAT	1:18.00
3	Kuhn, Jeremiah J	33 SKY	1:13.74
4	Gogg, Benjamin J	30 NCMS	1:04.91
5	Greenwood, Scott C	34 TOC	1:10.00
6	Schmall, Thomas H	34 SMS	1:13.94
7	Rodriguez, Jose Ignacio	34 MIL	1:19.04

**Heat 16 of 16 Finals**

1	Stuckwisch, Matthew	26 AMS	1:11.59
2	Alban, Doug M	25 NBAC	1:03.76
3	Cargill, Kevin T	25 GAJA	55.99
4	Wilson, Jacob N	28 WMST	1:08.36
5	Boehme, Charles F	23 UNAT	1:10.00
6	Taylor, Dylan	24 PHX	1:05.62
7	Matthews, Christian S	20 RMST	1:08.26

**#40 Women 100 LC Meter Backstroke**

Lane	Name	Age	Team	Seed Time
<b>Heat 1 of 11 Finals</b>				
3	Callaway, June	77 GAJA	2:40.79	
4	Henderson, Martha J	75 FACT	2:14.96	
5	Eisele, Barbara M	81 BLF	2:44.92	
6	Dunivin, Anne A	95 GAJA	5:30.99	
<b>Heat 2 of 11 Finals</b>				
1	Allen, Jean M	71 FMM	2:27.15	
2	Arnold, Tita	70 SKY	2:06.13	
3	Newell, Sally	74 INDY	1:54.04	
4	Durrant, Betsy	70 VMST	1:46.79	
5	Jebe, Margit H	73 T2NM	1:50.10	
6	Coakley, Marian W	74 NEM	1:58.00	
7	Whalen, Nana	74 GAJA	2:20.49	
8	Haase, Judith L	71 GAJA	2:57.57	
<b>Heat 3 of 11 Finals</b>				
2	Manheim, Lucy M	69 RMST	2:04.03	
3	Pohlmann, Mary M	66 SLAM	1:40.12	
4	Uustal, Diann B	65 MESC	1:23.63	
5	Mitchell, Jeannie R	65 GOLD	1:37.21	
6	Smith, Diane G	66 CVMM	2:00.00	
<b>Heat 4 of 11 Finals</b>				
2	Barber, Gina R	64 GAJA	2:55.49	
3	Casey, Kathrine J	63 PNA	1:49.89	
4	Schneider, Margo M	64 GAJA	1:38.77	
5	Flinn, Emma	62 NCMS	1:40.34	
6	Stark, Carol R	63 OREG	2:13.71	

**Heat 5 of 11 Finals**

1	Glassman, Debbie A	58 PNA	1:32.00
2	Larson, Linda L	56 FLAQ	1:30.71
3	Hughes, Maureen C	58 GOLD	1:27.00
4	Sargeant, Pat A	58 GOLD	1:24.58
5	O'Brien, Charlene A	55 WCM	1:25.00
6	Betts, Nancy R	55 VMST	1:28.00
7	Burlingame, Sharon M	55 GKMS	1:31.44
8	Watson, Lisa L	57 GAJA	1:52.29

**Heat 6 of 11 Finals**

1	Yarbrough, Myrna N	50 GAJA	1:42.13
2	Parker Palace, Kelly	50 VMST	1:25.00
3	Osborn, Ahelee Sue M	53 WCM	1:20.22
4	Livingston, Leslie C	50 GMUP	1:13.48
5	Brightwell, Kim M	51 RMST	1:18.74
6	Cavanaugh, Debbie D	53 GOLD	1:25.00
7	Woodard, Alis Rojas	51 NCMS	1:37.68
8	Cunningham, Carol E	54 GAJA	2:20.00

**Heat 7 of 11 Finals**

2	Aziz, Kristin A	46 GAJA	1:24.18
3	Repassy, Lisa N	45 SYSM	1:21.89
4	Luallen-Egg, Andrea	46 GSM	1:15.64
5	Mc Gee, Beth O	49 GAJA	1:20.35
6	Wolff, Celia	45 NCMS	1:22.78
7	Vazquez, Maria E	46 GAJA	1:24.74

**Heat 8 of 11 Finals**

2	Pohnert, Anne	44 RMST	2:15.00
3	Latty, Nicola J	40 OUNA	1:18.40
4	Smith, Jody L	42 MVM	1:09.61
5	Ridge, Jennifer	43 IM	1:14.75
6	Weselman, Kelly O	41 GAJA	1:35.00
7	Limke, Tobin L	36 NBAC	1:10.28

**Heat 9 of 11 Finals**

1	Sarbacker, Sarah	32 MTSC	1:24.98
2	Barker, Kathy	34 CMS	1:17.93
3	Chance, Danielle R	30 BLU	1:11.17
4	Inada, Noriko	33 PHX	1:05.00
5	Hyman, Misty D	32 PHX	1:10.29
6	Hennessey-Dettlaff, Katherin	33 IM	1:17.52
7	Jones, Rose	33 INDY	1:24.65
8	King, Rebecca L	31 SMS	1:26.38

**Heat 10 of 11 Finals**

2	Trimble, Ginny	27 DAS	1:22.00
3	Sutherland, Nicola J	28 FLAQ	1:14.00
4	O'Leary, Britta	27 GAJA	1:12.00
5	Hibbard, Kate	27 VMST	1:12.45
6	Vazhenin, Anastacia I	27 POSE	1:17.27
7	Jones, Mollie N	27 UNAT	1:33.77

**Heat 11 of 11 Finals**

3	Abner, Kelly A	21 FLAQ	1:22.77
4	Ball, Caroline	22 FLAQ	1:08.77
5	Ewing, Emile C	24 AMS	1:09.00
6	Michel, Claire F	23 OREG	1:23.00

**#41 Men 200 LC Meter Breaststroke**

Lane	Name	Age	Team	Seed Time
<b>Heat 1 of 13 Finals</b>				
1	Furman, Joseph E	79 MINN	5:55.60	
2	Stolz, Hal F	77 GAJA	3:44.61	
3	Costill, David	75 INDY	3:31.10	
4	Mann, Billy H	78 GAJA	4:44.00	
5	Knowles Sr, Percival A	81 SWIF	5:06.70	
6	Woods, Albert H	82 GAJA	4:22.97	
7	Stolz, Irwin W	82 GAJA	4:34.83	
<b>Heat 2 of 13 Finals</b>				
2	Jennings, Bill A	72 SMS	4:21.05	
3	Miller, David W	71 GAJA	4:11.44	
4	Freshley, Mike R	70 SDSM	3:12.00	
5	Messineo, Doug	71 FACT	3:43.83	
6	Medici, John C	73 O'H*	4:14.00	
7	Chuyen, Herb	72 GAJA	5:03.50	
<b>Heat 3 of 13 Finals</b>				
2	Brooks, Forest	64 AKMS	7:30.00	
3	Reid, Joe	63 GAJA	3:40.29	
4	Roark, Roland S	63 AMS	3:51.48	
5	Huebschmann, Ray E	67 GAJA	4:43.59	
6	Burgess, Thom	69 CMS	3:50.00	
7	Pohlmann, John T	68 SLAM	3:52.54	
<b>Heat 4 of 13 Finals</b>				
1	Bernstein, Richard F	65 AGUA	3:45.00	
2	Galletly, Sandy	69 VMST	3:43.09	
3	Zeigler, John V	66 GAJA	3:37.59	
4	Frost, Kenneth A	67 TAM	3:04.00	
5	Bailey, Conner	65 AMS	3:33.60	
6	List, Robert W	66 GSMS	3:41.58	
7	Fuenmayor, Jose	67 UNAT	3:45.00	
8	Baird, Justus	68 GAJA	3:48.20	
<b>Heat 5 of 13 Finals</b>				
1	Bohan, Richard P	60 GSM	3:25.00	
2	Hoffman, Charles L	61 TERR	3:11.08	
3	Walker, Rick B	61 SYSM	2:56.36	
4	Wright, Robert W	61 MOVY	2:51.53	
5	Stark, Allen L	62 OREG	2:52.74	
6	Day, Lawrence J	60 MICH	3:10.67	
7	Taylor, Donald	61 QSE	3:18.00	
8	Beardmore, Roger O	60 GOMT	3:36.12	
<b>Heat 6 of 13 Finals</b>				
1	Harwart, Paul H	54 GAJA	4:19.01	
2	Haden, Keith	50 SSMS	3:19.20	
3	Moreno, Gilbert M	50 UNAT	3:00.00	
4	Aumiller, Joe F	54 MICH	3:09.23	
5	Washburne, Brent C	50 OREG	3:31.60	
6	Vestal, Neal L	57 UNAT	3:11.02	
7	Larson, Allen J	58 OREG	3:40.00	
<b>Heat 7 of 13 Finals</b>				
1	Brown, Robert V	59 SYSM	3:06.34	
2	Wasserman, Neil R	56 O'H*	2:58.66	
3	Enright, Richard	59 UNAT	2:56.12	
4	Groselle, Jack R	57 SYSM	2:49.50	
5	Von Hoffmann, Gerard	55 NOVA	2:50.00	
6	Hamilton, Berry	58 GAJA	2:56.50	
7	Seagraves, Bob A	55 GTTM	2:59.46	
8	Finn, Peter R	57 DOC	3:10.53	



**2011 US Masters Swimming Summer Nationals**  
**Auburn University**  
**Meet Program - Saturday, August 6, 2011**

**Heat 5 (#43 Men 50 LC Meter Freestyle)**

1	Quanrud, John O	65 GAJA	36.08
2	Burgess, Thom	69 CMS	33.50
3	Poiletman, Robert M	68 COLM	32.48
4	Straka, Peter	68 TYMS	31.60
5	Dudley, Bill	67 GAJA	32.22
6	Bailey, Conner	65 AMS	33.31
7	Andersen, Richard H	67 NOVA	35.49
8	Pohlmann, John T	68 SLAM	37.25

**Heat 6 of 26 Finals**

1	Burr, Ken M	67 WCM	31.32
2	De Lacy, James R	65 WCM	30.50
3	Andersen, Peter	68 SDSM	30.20
4	Quiggin, David	67 GOLD	29.12
5	Lodwig, Keeffe L	68 SYSM	29.60
6	Soderstrom, Jan	66 SYSM	30.22
7	Hardy, Rog	65 RICE	30.99
8	List, Robert W	66 GSMS	31.33

**Heat 7 of 26 Finals**

1	Taylor, Gordon S	60 PHX	29.89
2	Rollins, Bruce W	62 WMST	29.45
3	Middleton, Marc D	60 BLU	29.20
4	Holt, Tate	60 TAM	27.75
5	Bernard, Alan D	62 MPM	29.00
6	Tharp, Greg J	61 WMST	29.42
7	Lawton, Robert K	60 NEM	29.50
8	Meyerhoff, Rick	64 TAM	30.00

**Heat 8 of 26 Finals**

2	Murray, Daniel P	53 WRAM	39.52
3	Crook, Bob	51 HUNT	33.79
4	Weiss, Patrick J	52 MICH	37.21
5	Callan, Thomas J	58 UNAT	38.19
6	Barton, Tom	55 PCAT	30.66
7	Adecock, Richard P	56 PNA	32.80

**Heat 9 of 26 Finals**

1	Vestal, Neal L	57 UNAT	30.50
2	Michalke, Doug	58 GAJA	30.18
3	Hamilton, Berry	58 GAJA	29.50
4	Brown, Robert V	59 SYSM	29.27
5	Caligiuri, Dan A	55 BLU	29.50
6	Stickney, Mike P	55 CSMT	30.00
7	Troy, Mike	56 UNAT	30.30
8	Logan, James J	58 GAJA	30.60

**Heat 10 of 26 Finals**

1	Hildebrandt, David C	56 GAJA	28.50
2	Graham, Donald	57 PNA	27.40
3	Kahn, Roger H	56 BDGR	27.05
4	Groselle, Jack R	57 SYSM	25.66
5	Fields, John A	55 AWJ	26.93
6	Martin, Doug	58 ARKM	27.10
7	Gandee, Brad	57 GMUP	27.50
8	Knowles, Percival A	56 SWIF	28.71

**Heat 11 of 26 Finals**

1	Milburn, David	50 MATT	30.40
2	Brigham, William	52 CMSA	29.91
3	Trednick, Donnie	51 UNAT	29.30
4	Taylor, Chip	54 BSLM	28.58
5	Malsbury, David B	50 VMST	28.63
6	Borderies, Pascal	52 CHEL	29.90
7	Cox, Dan	54 UNAT	30.10
8	Matz, Michael S	50 PAFC	31.47

**Heat 12 of 26 Finals**

1	Watkins, Doug	51 PPSL	28.20
2	Shake, Joe	53 PALM	27.80
3	Smith, Brian C	52 UNAT	27.50
4	Graham, Bart L	51 AWJ	27.25
5	Saylor, Brian D	51 SYSM	27.31
6	Wintzinger, Ro	50 HUNT	27.50
7	White, Steve G	51 WMST	28.00
8	Neville, William P	53 HUNT	28.53

**Heat 13 of 26 Finals**

1	Schoenhofer, Mark T	51 MOVY	27.00
2	Guthrie, David M	51 TXLA	27.00
3	Berryhill, Keith	52 RAY	26.90
4	Wood, Steve	51 BLU	25.99
5	Berry, David D	51 MATT	26.56
6	Beattie, John R	50 YCFM	26.92
7	Butler, Mike D	51 HUNT	27.00
8	Angell, Clayton	54 SYSM	27.19

**Heat 14 of 26 Finals**

1	Jay, Mike	49 RMST	29.58
2	Pechman, Scott	45 AMS	29.00
3	Thomason, Doug	49 MCMS	28.78
4	Bright, John M	47 MVN	28.50
5	Tacca, Jeffrey	45 AWJ	28.70
6	Dunne, Patrick W	45 EXCL	28.88
7	Carey, David T	46 UNAT	29.00
8	Gabriel, Noah	46 DBMS	30.30

**Heat 15 of 26 Finals**

1	King, Jack F	48 BASC	28.30
2	Anderson, Eric R	48 CMSA	28.10
3	Anderson, Don	46 SSMS	28.00
4	Vicioso, Danilo	48 DOM	27.50
5	Anderson, Earl E	47 NCMS	27.66
6	Boosin, Michael J	45 SCAQ	28.03
7	Eastman, James Chris	46 BARM	28.20
8	Hagen, Dean	49 ARIZ	28.38

**Heat 16 of 26 Finals**

1	Dunne, Reed	48 EXCL	27.22
2	Unruh, Steven L	45 NITR	25.97
3	Tattersson, Bryan R	47 FLAQ	25.70
4	Davis, Ross C	45 WMST	25.25
5	Hughey, Richard L	48 AMS	25.50
6	Hiltabiddle, Steve	45 JAM	25.75
7	McCool, Michael J	49 GAJA	27.12
8	Young, Robert	47 IM	27.27

**Heat 17 of 26 Finals**

1	Weselman, Brad C	42 GAJA	35.00
2	Castleton, Tom	40 ROSE	30.29
3	Wood, Jeffrey E	42 NEM	29.16
4	Seibold, Trey R	43 MWA	28.27
5	Carlson, John	40 RMST	29.08
6	Phillpott, Justin W	43 AMS	29.71
7	McCoy, Peter	42 MATT	31.37
8	Holland, David N	43 RAY	50.00

**Heat 18 of 26 Finals**

1	Keyser, David	44 CSMT	27.61
2	Walker, Scott J	43 GOLD	27.59
3	Weisleder, Rodney	40 MIL	27.30
4	Tartaglione, Mike	40 GAJA	26.79
5	Hernandez, William	42 UNAT	27.15
6	De Mott, Tim J	43 AAMA	27.36
7	Lage, Terry L	43 FLAQ	27.60
8	Dunne, Timothy J	43 EXCL	28.01

**Heat 19 of 26 Finals**

1	Belcher, James T	42 SYSM	26.50
2	Weber, Mark A	44 SYSM	26.25
3	Beatty, Mark S	42 GAJA	25.65
4	Pace, Todd H	43 GOLD	24.50
5	Murray, Jeff L	42 NCMS	24.99
6	White, James H	41 BSLM	26.10
7	Ammon, Craig	43 EXCL	26.30
8	Cox, Mark	43 TPIT	26.55

**Heat 20 of 26 Finals**

1	Aguabella, Pablo E	34 MIL	30.55
2	Mora, Eduardo	33 MIL	28.42
3	Lima, Raphael G	30 MWA	28.10
4	Schmall, Thomas H	34 SMS	28.14
5	Rodriguez, Jose Ignacio	34 MIL	28.43
6	Perera, Boabdil	36 MIL	30.33
7	Jackson, Rob	36 AMS	29.37
8	McElroy, Scott	35 AMS	33.00

**Heat 21 of 26 Finals**

1	Dougherty, Craig S	39 SMS	28.42
2	Rissman, Russell G	35 PPSL	27.10
3	Karren, Kelly S	38 UTAH	26.86
4	Glass, Mark W	37 WMST	26.44
5	Navarro, Jeiko	37 MIL	26.44
6	Lilienthal, Jason	37 NMMS	27.01
7	Cunningham, Brian D	39 IM	28.10
8	Juarez, Jorge	36 USF	29.12

**Heat 22 of 26 Finals**

1	Ohman, Niclas K	37 NEM	26.07
2	Garcia, Morgan D	37 AAMA	25.72
3	Pyle, Mike	36 MELO	25.20
4	Muhammad, Sabir K	35 DAQM	23.25
5	Christoffel, Ben J	35 INDY	24.89
6	Schindler, Brandon J	35 ARIZ	25.51
7	Butcher, Rob	39 SYSM	26.00
8	Dagostini, Luciano M	35 SYSM	26.09

**2011 US Masters Swimming Summer Nationals**  
**Auburn University**  
**Meet Program - Saturday, August 6, 2011**

**Heat 23 (#43 Men 50 LC Meter Freestyle)**

1	Oo, Aung Sann	30 UNAT	28.00
2	Dallamura, Scott J	33 NCMS	27.06
3	Greenwood, Scott C	34 TOC	25.00
4	Dyer, Christopher S	30 GAJA	24.50
5	Gogg, Benjamin J	30 NCMS	24.98
6	Kuhn, Buzz C	34 UNAT	26.60
7	Kuhn, Jeremiah J	33 SKY	27.24
8	Zhai, Eric	30 BCTM	28.00

**Heat 24 of 26 Finals**

3	Shaw, Chris	29 AMS	28.48
4	Alban, Doug M	25 NBAC	27.99
5	Stuckwisch, Matthew	26 AMS	28.04
6	Sewell, Roderick U	19 UNAT	35.90

**Heat 25 of 26 Finals**

1	Landis, James W	27 DRM	27.46
2	Theilemann, Ryan S	27 CARS	26.28
3	Wilson, Jacob N	28 WMST	25.35
4	Cargill, Kevin T	25 GAJA	23.49
5	Marshall, Gary N	29 TOC	23.99
6	Young, Sebastian	29 FLAQ	25.88
7	Lehmann, Karl M	26 UNAT	27.36
8	Matherne, Craig M	28 SMS	27.87

**Heat 26 of 26 Finals**

1	Soto, Alvaro	21 MIL	28.60
2	Aguilar, Guillermo	22 FLAQ	27.00
3	Shaheen, Luke	23 SYSM	26.50
4	Smith, James O	24 GAJA	25.00
5	Taylor, Dylan	24 PHX	25.33
6	Ragland, John C	24 ARKM	26.89
7	Matthews, Christian S	20 RMST	27.62
8	Ngo, Josh N	22 CARS	28.90

**#44 Women 50 LC Meter Freestyle**

Lane	Name	Age	Team	Seed Time
------	------	-----	------	-----------

**Heat 1 of 15 Finals**

3	Wolle, Marian E	83 SDSM	1:28.00
4	Bohl, Nan	82 MOVY	41.97
5	Stone, Marjorie	88 GCPS	1:03.59
6	Dunivin, Anne A	95 GAJA	1:53.82

**Heat 2 of 15 Finals**

1	Czekala, Charlotte G	73 GAJA	59.59
2	Allen, Jean M	71 FMM	54.43
3	Menk, Sally W	73 GCPS	46.77
4	Schreiner, Beth	70 VMST	36.58
5	Newell, Sally	74 INDY	40.88
6	Coakley, Marian W	74 NEM	48.29
7	Callaway, Priscilla W	72 GAJA	56.95
8	Miller, Kay	77 GCPS	1:16.44

**Heat 3 of 15 Finals**

1	Roark, Frances L	65 AMS	56.87
2	Smith, Diane G	66 CVMM	43.00
3	Ridout, Nancy J	69 TAM	37.53
4	Uustal, Diann B	65 MESC	32.86
5	Webb, Linda	66 FLAQ	36.74
6	Dameron, Pam D	66 QMST	38.00
7	Buccino, Vicki	65 SMS	43.46
8	Clarke, Katherine B	67 GCPS	1:05.70

**Heat 4 of 15 Finals**

1	Knowles, Nancy C	54 SWIF	38.96
2	Selby, Tana M	52 GAJA	34.90
3	Kusseling, Brooke L	51 RMST	34.10
4	Almand, Jennifer C	53 GAJA	34.79
5	Brown, Denise H	52 MICH	34.91
6	Watts, Sue N	57 1776	36.06
7	Beach, Lynn	55 GAJA	37.00
8	Barber, Gina R	64 GAJA	1:16.39

**Heat 5 of 15 Finals**

1	Schneider, Margo M	64 GAJA	37.50
2	Flinn, Emma	62 NCMS	35.60
3	Felton, Anezka G	63 TOC	35.12
4	Val, Laura B	60 TAM	31.00
5	Williamson, Francine S	63 GAJA	32.59
6	Guthrie, Sally K	61 MICH	35.18
7	Lim-Sharpe, Judy	60 ANCM	37.50
8	Larson, Joyce M	61 GAJA	42.80

**Heat 6 of 15 Finals**

1	Hughes, Maureen C	58 GOLD	35.00
2	Betts, Nancy R	55 VMST	34.10
3	Del Greco, Jane B	55 IM	33.64
4	Sargeant, Pat A	58 GOLD	31.24
5	Glassman, Debbie A	58 PNA	32.90
6	Sharpe, Pamela E	58 GAJA	34.00
7	Wymelenberg, Lynn A	56 RMST	34.34
8	Hinson, Jan D	57 BSLM	35.85

**Heat 7 of 15 Finals**

1	Migliozzi, Colette I	51 HUNT	34.04
2	Grilli, Tracy L	54 NEM	33.32
3	Woodard, Alis Rojas	51 NCMS	32.75
4	Roebuck, Mary H	50 FACT	32.04
5	Hajost, Cynthia M	51 RMST	32.15
6	Wheeler, Barbara C	54 TAM	33.00
7	Carpenter, Kelley C	54 SYSM	33.52
8	Lavery, Catherine F	52 GAJA	34.10

**Heat 8 of 15 Finals**

1	Buck, Donna M	52 OREG	31.07
2	Groselle, Laura L	51 SYSM	31.00
3	Jones, Eney	51 DAMM	29.99
4	Livingston, Leslie C	50 GMUP	29.50
5	Crouch, Kim	50 CMS	29.92
6	Ingraham, Susan R	52 MOST	30.94
7	Osborn, Ahelee Sue M	53 WCM	31.01
8	Fedako, Cathy A	50 SYSM	32.00

**Heat 9 of 15 Finals**

2	Krugman, Elaine	49 GAJA	40.00
3	Hooe, Donna L	49 GAJA	33.03
4	Roberts, Deborah S	46 BLU	34.00
5	Moore, Deborah S	49 GAJA	50.00
6	Tarver, Stacy L	41 GOMT	37.10
7	Pohnert, Anne	44 RMST	54.10

**Heat 10 of 15 Finals**

1	Wolff, Celia	45 NCMS	32.20
2	Petersen, Stephanie O	49 SLAM	31.00
3	Mc Gee, Beth O	49 GAJA	30.23
4	Welting, Lauren K	46 TOC	29.00
5	Stevens, Kimberly J	46 IM	29.01
6	Jacobson, Kendal R	45 TXLA	30.87
7	Johnson, Mindy	48 RMST	32.16
8	Cabada, Maria	48 MIL	32.51

**Heat 11 of 15 Finals**

1	Tucker, Mary G	41 SYSM	33.93
2	Maki, Christine D	41 CAAM	31.54
3	Rietz, Heather	43 EXCL	31.02
4	Eldridge, Beth	41 MOVY	27.70
5	Dawson, Deborah	43 NBAC	29.25
6	Henson, Susan P	42 GAJA	31.14
7	Caddel, Jinxi	41 UNAT	31.61
8	Wrolson, Kelly M	44 GAJA	36.07

**Heat 12 of 15 Finals**

1	Hartley, Chris G	36 RAY	36.35
2	Coley, Allison L	35 AGUA	32.73
3	Zak, Heather L	35 SWIM	29.80
4	Hankins, Malena	38 GAJA	32.24
5	Zappile, Tina	35 AMS	35.48
6	Barbosa, Shiana K	34 NCMS	33.44
7	Jones, Rose	33 INDY	34.50

**Heat 13 of 15 Finals**

1	Stallkamp, Sarah E	31 AMS	33.03
2	Hildebrand, Dawn	30 NCMS	29.81
3	Chance, Danielle R	30 BLU	29.11
4	Holt, Laura	31 DAMM	27.58
5	Carlson, Jennifer M	32 RMST	28.78
6	Inada, Noriko	33 PHX	29.50
7	Howland, Heather	31 IM	31.24
8	Sarbacker, Sarah	32 MTSC	33.04

**Heat 14 of 15 Finals**

3	Vazhenin, Anastacia I	27 POSE	32.27
4	Gill, Meg B	26 TOC	27.90
5	Dominguez, Kristin A	26 ART	30.09

**Heat 15 of 15 Finals**

1	Clark, Laura C	24 SKY	31.50
2	Harlow, Megan M	24 GAJA	30.80
3	Hammann, Amy	21 PHX	29.50
4	Van Matre, Traci A	24 WMST	28.50
5	Ewing, Emile C	24 AMS	29.00
6	McGowan, Ailie	21 FLAQ	30.00
7	Servedio, Kari A	20 UNAT	31.25
8	Pelaez, Cristina D	24 NOVA	32.45

## Meet Information

**2011 United States Masters Swimming National Summer Championships**  
**Auburn, Ala.**  
**August 3–6, 2011**

### Location

James E. Martin Aquatics Center  
 661 Heisman Dr.  
 Auburn University, AL 36849  
 334-844-4142

### Facilities

The Martin Aquatics Center is home to Auburn Masters Swimming, Auburn Aquatics, and the Auburn University swimming and diving team. It has an indoor 50-meter championship pool with eight 9-foot-wide lanes and a water depth that varies from 9 to 10.5 feet. Also included is a 25-yard indoor pool with eight lanes, a 25-yard diving area with six lanes and an outdoor 50-meter pool with 10 lanes for continuous warm-up and warm-down throughout the meet.

### Website

Official meet information, entry forms and online registration are available at [usms.org](http://usms.org). Additional meet details can be found at the meet host site, [auburnmasterswimmers.org](http://auburnmasterswimmers.org).

### Eligibility

Participants must be registered Masters swimmers and at least 18 years of age as of August 2, 2011. **Swimmers who will turn 18 before August 2, but after the entry deadline of June 29, must still enter the meet by the entry deadline.** In this case the word "pending" may be used in place of a USMS number (for both online and paper entries), and the swimmer must register with USMS upon turning 18 or on August 2 at the venue. **Only swimmers who meet this criteria will be allowed to register with USMS at the venue—all other entrants must have a valid USMS membership at time of entry.** If a swimmer wishes to affiliate with a Masters club, the club and swimmer must both be registered with the same Local Masters Swimming Committee (LMSC). If there are questions about affiliation, the swimmer shall be entered as "unattached" (see **Paper Entries**). International entries must include a copy of the swimmer's Masters swimming registration card and fees in U.S. dollars.

### Age Groups

Age for the meet is determined as of 12/31/11, except for 18-year-olds, who must be 18 by August 2, 2011. Age groups for individual events: 18-24, 25-29, 30-34, 35-39 ... (five-year increments as high as necessary). Relay events: 72-99, 100-119, 120-159, 160-199, 200-239, 240-279, 280-319, 320-359, 360-399 ... (40-year increments as high as necessary). The aggregate age of the four relay team members shall determine the age group.

### Registration

Prior to warm-ups or competition, all participants must register at the meet by signing an emergency card, safety information statement and liability release. Registration will be held at the Aquatics Center on Tuesday, August 2, from 1 p.m. to 8 p.m., and on all other days from 6:30 a.m. through the end of competition.

### Seeding

Men's heats will precede women's heats for each event except for the 800 and 1500 free. Men and women may be seeded together for the 800 and 1500 free and will be seeded slowest to fastest by entry time. The 400 free and 400 IM will be seeded slowest to fastest by entry time for each gender, regardless of age. The 200-meter events may be seeded by entry time, regardless of age, for each gender, if the timeline is too long. The 100-meter events will be seeded by age group with the oldest age groups first, slowest to fastest within each age group, even if these events are deck-seeded. All 50-meter events will be preseeded.

### Event Check-in

Coaches or teammates may check in online or in person for those swimmers whose travel plans do not permit check-in by the deadlines. Failure to check in will result in the swimmer being scratched from the event.

### Heat and Psych Sheets

Psych sheets for all individual events will be available at [usms.org](http://usms.org) on or about July 20, 2011. Heat sheets for preseeded events will be available online around July 27, 2011. Heat sheets for deck-seeded events will be posted at various places around the pool deck after the check-in deadline.

### Warm-up Times

The competition pool will be open for warm-up on Tuesday, August 2, from 1 p.m. until 8 p.m. On Wednesday the competition pool and warm-up pools will be open from 6:30 a.m. until 7:50 a.m. and warm-up pools will be available from 7:50 a.m. until conclusion of the final event. In addition, the competition pool will be open for warm-up for 30 minutes following the last heat of the 1500 free or 7 p.m., whichever comes later. On Thursday, Friday and Saturday, the competition pool and warm-up pools will be open for warm-up from 6:30 a.m. until 7:50 a.m. and the warm-up pools will be available from 7:50 a.m. until conclusion of the final event. The competition pool will also be open for warm-up for 30 minutes following the last heat of the first events of the day, the 400 free and 400 IM. The competition pool will remain open for at least 30 minutes following the last event each day.

### Scratches

Any swimmer failing to report to the proper lane in the correct heat of an event shall be scratched from that

event and shall not be permitted to swim that event at another time.

### General Meeting

All swimmers, coaches and officials should attend the general meeting at the Aquatics Center on Tuesday, August 2, at 5 p.m. There will be a discussion of matters pertinent to the operation and conduct of the meet.

### Gold Medal Sponsorship

Gold Medal Sponsors will be recognized in the official program as supporters of Masters swimming. They will receive a commemorative gift and will be entitled to V.I.P. hospitality, which will include breakfast, lunch, snacks and drinks. Cost is \$75 and sponsorships can be ordered on the meet entry form.

### Online Entries

Online entry is encouraged and provides immediate entry confirmation. Visit [usms.org/comp/1cnats11](http://usms.org/comp/1cnats11). Online registration will open no later than May 1, 2011, and will close at midnight CDT on June 29, 2011. The meet surcharge increases from \$50 to \$60 on June 16 (see **Entry Deadline/Variable Surcharge/Mail Entry** for dates applying to both online and paper registration).

### Paper Entries

Use **official entry form** or a photocopy of the entire form. Read all instructions and fill out the form completely. Incomplete forms or forms with "pending" in place of a USMS registration number will be rejected (except for forms for 18-year-olds who turn 18 after the meet deadline but before the first day of the meet). A legible copy of the swimmer's Masters registration card must accompany the entry form for international entrants. Failure to include a copy of the Masters registration card may result in the swimmer being charged a fee before being allowed to compete. A swimmer whose club affiliation differs from what is listed on his/her USMS registration card must send either a new USMS registration card or a letter from the local registrar stating the new club affiliation and effective date. Paper entries must be received by June 29, 2011.

### Fees

Fees are \$4 per individual event plus a surcharge per swimmer. **The surcharge varies according to date of entry.** (See **Entry Deadline/Variable Surcharge**). Fees must accompany the entry form and must be paid in U.S. dollars by check or money order. **Do not mail cash.** The entry is not complete until the check has cleared the bank. If there are questions about an entrant's check, full cash payment in U.S. dollars at the venue will be required before the entrant is allowed to swim. Refund requests must be in writing and received by June 29, 2011. No refunds will be given for events not swum. The surcharge also applies to

relay swimmers not entered in an individual event. Relay-only swimmers must submit an entry form with payment of the surcharge by the entry deadlines. All fees should be payable to U.S. Masters Swimming.

### Entry Deadline/Variable Surcharge/Mail Entry

All mailed entries must be postmarked with an official U.S. Postal Service postmark (no business meters). Surcharges:

Entry Postmarked:	Entry Received:	Amount:
By June 8 or	By June 15	\$50
After June 8 and	June 16–29	\$60

Paper entries received after June 29 will be returned to sender. No telephone or email entries will be accepted. Mail entries early. Include a self-addressed stamped envelope with entry for proof of receipt. Do not send certified or overnight mail requiring a signature. Photocopy completed entry forms and personal checks for your records and verification. Mail to: USMS Summer Nationals, P.O. Box 185, Londonderry, NH 03053-0185.

### National Qualifying Times/Number of Events/Sixth Event

Swimmers may enter up to three events without meeting the national qualifying time (NQT), or a maximum of six events if they meet the NQTs (i.e., have swum a time equal to or better than the NQTs in the past two years). **Exception: Competitors entering the 1500 free must meet the NQT.** All swimmers are limited to three events per day. All entries must include an entry time. If the meet is deemed too large, an athlete's sixth event will be dropped. On the entry form, indicate this event with a "6" in the designated column.

### Distance Events

Swimmers may enter either the 800 or the 1500 free but not both. **Swimmers entering the 1500 free must meet the NQT.**

### Relay Information

Swimmers can enter relays until 4 p.m. on the day before the relay is scheduled. Each competitor is allowed to swim only one freestyle relay, one medley relay, one mixed freestyle relay and one mixed medley relay. The entry fee for each relay is \$12. Relay entries may be submitted at the relay desk in the registration area. Each of the four members of any relay team must be registered with the same Masters club. Relay entry fee is in addition to individual entry fees. Relay entry forms are available for download at [usms.org](http://usms.org).

### Questions/Additional Information

Contact Meet Director Sarah Stalkamp at 334-844-9622 or by email at [ses0032@auburn.edu](mailto:ses0032@auburn.edu).

# National Records

NAT LCM RECORDS AS OF July 1, 2011

***** M E N *****		18-24			***** W O M E N *****	
23.19	07-08-01	JERROD KAPPLER	50	M. FREE	KARA DENBY	07-26-09 26.22
50.54	07-25-09	NOAH COPELAND	100	M. FREE	KARA DENBY	07-25-09 58.47
1:52.74	08-16-98	JOE TRISTAN	200	M. FREE	JESSICA FOSCHI	08-17-03 2:03.06
4:04.68	08-13-07	HYUN SEUNG LEE	400	M. FREE	JULIA STOWERS	07-05-03 4:16.72
8:44.94	08-19-07	PETER GALAN	800	M. FREE	S SCHWEITZER	06-10-00 9:28.19
17:07.87	08-21-10	PETER GALAN	1500	M. FREE	JAMIE MARKS	08-09-10 17:58.61
26.91	08-15-05	DAVE ROLLINS	50	M. BACK	F ODONNELL-MCCART	07-10-10 31.41
58.92	08-13-07	LEIF LYONS	100	M. BACK	S SCHWEITZER	08-20-00 1:04.87
2:08.63	08-11-10	VICENTE ANDRADE	200	M. BACK	S SCHWEITZER	08-20-00 2:19.70
28.87	08-15-05	DAVE ROLLINS	50	M. BRST	ELIZABETH NELSON	08-20-95 33.66
1:05.76	08-15-05	DAVE ROLLINS	100	M. BRST	ELIZABETH NELSON	08-20-95 1:13.62
2:25.57	07-25-99	KEVIN RAAB	200	M. BRST	MARISSA CLAPP	07-19-09 2:36.61
24.83	07-23-09	NOAH COPELAND	50	M. FLY	MEG GILL	07-12-09 28.62
55.52	07-23-09	NOAH COPELAND	100	M. FLY	LAURA DAVIS	06-29-08 1:01.04
2:08.62	08-13-07	HYUN SEUNG LEE	200	M. FLY	LAURA DAVIS	07-02-08 2:12.75
2:09.30	08-15-05	DAVE ROLLINS	200	M. I.M.	LAURA DAVIS	07-01-08 2:16.06
4:44.53	08-21-10	PETER GALAN	400	M. I.M.	JAMIE MARKS	08-10-10 5:08.00
***** M E N *****						
SPLT		25-29			***** W O M E N *****	
22.59	08-28-83	KEVIN DEFORREST	50	M. FREE	SARA SHAND	08-18-91 26.68
50.74	08-13-00	NICK SHACKELL	100	M. FREE	SHEILA TAORMINA	03-18-95 57.76
1:51.00	03-12-96	JOHN KEPPELER	200	M. FREE	SHEILA TAORMINA	12-02-95 2:02.06
4:00.98	08-18-02	HONZA VITAZKA	400	M. FREE	SHEILA TAORMINA	12-02-95 4:13.03
8:24.67	06-29-97	ALEX KOSTICH	800	M. FREE	RACHEL KOMISARZ	07-19-01 8:47.44
16:13.89	08-10-97	ALEX KOSTICH	1500	M. FREE	RACHEL KOMISARZ	07-19-01 16:39.77
26.64	08-08-09	KEVIN DOAK	50	M. BACK	DIANE GRANER	08-20-89 30.80
55.26	08-04-10	ADAM MANIA	100	M. BACK	PAMELA HANSON	06-26-05 1:07.13
2:07.57	08-23-92	JOHN KEPPELER	200	M. BACK	DIANE GRANER	08-20-89 2:19.97
28.98	08-18-97	SETH VAN NEERDEN	50	M. BRST	MEGAN JENDRICK	07-10-10 31.60
1:02.44	07-06-08	GARY MARSHALL	100	M. BRST	MEGAN JENDRICK	07-10-10 1:10.56
2:16.70	08-17-08	GARY MARSHALL	200	M. BRST	REBECCA BRUCH	08-20-00 2:45.04
23.71	08-16-08	KOHEI KAWAMOTO	50	M. FLY	JENNIFER BROOKS	08-03-03 28.19
53.09	08-15-08	KOHEI KAWAMOTO	100	M. FLY	SHEILA TAORMINA	07-19-01 1:01.04
2:05.76	07-21-02	JASON EADDY	200	M. FLY	SHEILA TAORMINA	12-17-95 2:17.51
2:06.33	08-18-02	HONZA VITAZKA	200	M. I.M.	ALLISON WAGNER	08-15-05 2:21.98
4:32.19	08-18-02	HONZA VITAZKA	400	M. I.M.	SARA SHAND	07-30-89 5:06.34
***** M E N *****						
		30-34			***** W O M E N *****	
22.53	06-06-09	SABIR MUHAMMED	50	M. FREE	ERIKA ERNDL	08-08-09 25.57
51.50	07-12-91	ROWDY GAINES	100	M. FREE	ERIKA ERNDL	08-05-09 54.59
1:53.46	07-26-09	TAMAS KEREKJARTO	200	M. FREE	ERIKA ERNDL	08-07-09 1:58.92
4:05.61	08-11-02	ERIK HOCHSTEIN	400	M. FREE	DAWN HECKMAN	08-03-10 4:17.52
8:40.19	11-14-93	ROWDY GAINES	800	M. FREE	DAWN HECKMAN	05-30-10 8:46.22
16:36.06	08-22-93	BOBBY PATTEN	1500	M. FREE	DAWN HECKMAN	04-25-10 17:07.54
26.59	06-07-09	DERYA BUYKUNCU	50	M. BACK	NORIKO INADA	08-16-08 29.15
58.66	07-09-94	SEAN MURPHY	100	M. BACK	NORIKO INADA	08-17-08 1:02.83
2:05.62	07-09-94	SEAN MURPHY	200	M. BACK	SARABETH METZGER	08-06-09 2:17.61
29.01	08-07-06	JEFF COMMINGS	50	M. BRST	KATIE MCCLELLAND	08-15-08 33.20
1:04.20	05-29-11	ED MOSES	100	M. BRST	KATIE MCCLELLAND	08-16-08 1:13.29
2:23.39	05-29-11	ED MOSES	200	M. BRST	WENKE HANSEN	08-23-99 2:41.51
24.73	08-10-06	OSWALDO QUEVEDO	50	M. FLY	MARTINA MORAVCOVA	06-07-08 27.48
55.01	07-26-09	TAMAS KEREKJARTO	100	M. FLY	MARTINA MORAVCOVA	06-07-08 58.81
2:03.76	08-11-10	MATT HAAPT	200	M. FLY	K PIPES-NEILSEN	08-11-96 2:20.12
2:05.52	08-23-09	ISTVAN BATHAZI	200	M. I.M.	ERIKA ERNDL	08-08-09 2:13.72
4:40.22	07-09-94	SEAN MURPHY	400	M. I.M.	ERIKA ERNDL	06-29-08 4:47.06
***** M E N *****						
		35-39			***** W O M E N *****	
23.60	06-07-09	FELIPE DELGADO	50	M. FREE	DARA TORRES	08-08-06 25.98
51.49	07-16-95	ROWDY GAINES	100	M. FREE	S NEILSON-BELL	07-02-95 58.87
1:52.84	08-06-06	VLAD PYSHNENKO	200	M. FREE	K PIPES-NEILSEN	08-15-98 2:06.62
4:07.64	07-16-95	ROWDY GAINES	400	M. FREE	K PIPES-NEILSEN	08-10-97 4:26.17
8:38.73	11-12-95	ROWDY GAINES	800	M. FREE	SHEILA TAORMINA	08-04-06 9:13.49
16:32.72	08-14-08	CHRISTOPHER DERKS	1500	M. FREE	K PIPES-NEILSEN	08-13-00 17:46.58
27.03	08-08-09	EDILSON SILVA	50	M. BACK	SHERI HART	08-07-10 30.17
59.18	08-10-06	MICHAEL ROSS	100	M. BACK	SHERI HART	08-08-10 1:04.99
2:07.16	07-29-01	RON KARNAUGH	200	M. BACK	K PIPES-NEILSEN	08-10-97 2:18.20
28.53	05-25-09	JEFF COMMINGS	50	M. BRST	CAROLINE KRATTLI	08-18-01 33.91
1:05.00	04-01-00	WALLY DICKS	100	M. BRST	CAROLINE KRATTLI	08-17-01 1:13.81
2:21.87	07-29-01	RON KARNAUGH	200	M. BRST	CAROLINE KRATTLI	08-19-01 2:41.76
25.00	08-18-02	WADE KING	50	M. FLY	TRACIE MOLL	08-23-99 28.32
56.07	08-15-04	MICHAEL ROSS	100	M. FLY	TRACIE MOLL	08-23-99 1:03.79
2:06.74	06-28-96	JEFF STUART	200	M. FLY	K PIPES-NEILSEN	08-10-97 2:20.21
2:05.64	12-07-02	RON KARNAUGH	200	M. I.M.	K PIPES-NEILSEN	07-19-97 2:22.42
4:34.10	07-29-01	RON KARNAUGH	400	M. I.M.	K PIPES-NEILSEN	08-15-98 5:02.67

*****	M E N	*****	40-44	*****	W O M E N	*****
24.14	07-13-03	DAVID BOATWRIGHT	50 M. FREE	DARA TORRES	07-06-08	24.25
51.72	08-01-10	VLAD PYSHNENKO	100 M. FREE	DARA TORRES	07-04-08	53.78
1:53.65	08-02-10	VLAD PYSHNENKO	200 M. FREE	K PIPES-NEILSEN	05-25-03	2:09.00
4:06.74	07-24-09	ERIK HOCHSTEIN	400 M. FREE	K PIPES-NEILSEN	08-11-02	4:28.24
8:37.81	07-25-10	ALEX KOSTICH	800 M. FREE	K PIPES-NEILSEN	06-29-03	9:21.75
16:36.91	07-23-10	ALEX KOSTICH	1500 M. FREE	K PIPES-NEILSEN	08-11-03	17:56.52
27.47	08-23-08	MICHAEL ROSS	50 M. BACK	JODY SMITH	08-09-09	31.63
59.08	08-07-09	MICHAEL ROSS	100 M. BACK	JODY SMITH	08-07-09	1:07.21
2:13.37	08-10-06	SEAN MURPHY	200 M. BACK	JODY SMITH	08-06-09	2:23.18
30.41	08-15-08	JAMES CORBEAU	50 M. BRST	S VON DER LIPPE	07-23-06	33.25
1:08.01	08-20-00	DAVID GUTHRIE	100 M. BRST	S VON DER LIPPE	06-30-08	1:12.12
2:24.19	05-18-08	ROQUE SANTOS	200 M. BRST	S VON DER LIPPE	08-09-06	2:38.44
25.57	08-06-09	MICHAEL ROSS	50 M. FLY	S VON DER LIPPE	05-25-09	28.52
56.43	08-23-08	MICHAEL ROSS	100 M. FLY	S VON DER LIPPE	06-29-08	1:02.47
2:05.55	07-11-04	DENNIS BAKER	200 M. FLY	K PIPES-NEILSEN	08-17-03	2:24.77
2:14.13	07-25-09	ERIK HOCHSTEIN	200 M. I.M.	S VON DER LIPPE	08-05-07	2:25.03
4:49.42	08-15-05	DENNIS BAKER	400 M. I.M.	K PIPES-NEILSEN	08-01-04	5:09.83
*****	M E N	*****	45-49	*****	W O M E N	*****
24.29	08-10-06	PAUL SMITH	50 M. FREE	SUSAN WALSH	08-13-07	27.44
53.90	08-23-99	JACK GROSELLE	100 M. FREE	K PIPES-NEILSEN	08-05-07	59.79
1:57.89	08-06-09	KEITH SWITZER	200 M. FREE	K PIPES-NEILSEN	06-13-09	2:10.09
4:09.20	07-19-08	DENNIS BAKER	400 M. FREE	K PIPES-NEILSEN	09-06-08	4:35.84
8:51.98	08-09-10	JEFF ERWIN	800 M. FREE	K PIPES-NEILSEN	08-05-07	9:24.11
16:38.81	08-10-09	JEFF ERWIN	1500 M. FREE	S HEIM-BOWEN	08-17-03	17:55.83
28.05	06-07-08	STEVE WOOD	50 M. BACK	JENKINS/REYNOLDS	08-00-11	31.71
1:00.13	06-08-08	STEVE WOOD	100 M. BACK	K PIPES-NEILSEN	05-24-09	1:08.11
2:17.40	08-01-10	MICHAEL SODERLUND	200 M. BACK	K PIPES-NEILSEN	05-22-09	2:26.06
30.59	06-08-08	DAVID GUTHRIE	50 M. BRST	S VON DER LIPPE	07-17-10	33.66
1:07.38	08-16-08	DAVID GUTHRIE	100 M. BRST	S VON DER LIPPE	07-17-10	1:14.41
2:27.79	08-17-08	DAVID GUTHRIE	200 M. BRST	CAROLINE KRATTLI	08-05-07	2:45.20
25.90	08-10-06	PAUL SMITH	50 M. FLY	S VON DER LIPPE	07-17-10	29.12
56.42	08-04-02	PAUL CARTER	100 M. FLY	K PIPES-NEILSEN	09-06-08	1:05.69
2:04.07	07-19-08	DENNIS BAKER	200 M. FLY	K PIPES-NEILSEN	06-20-09	2:24.34
2:14.90	08-22-10	JEROME FRENTSOS	200 M. I.M.	K PIPES-NEILSEN	08-16-08	2:27.57
4:47.65	08-21-10	JERONE FRENTSOS	400 M. I.M.	K PIPES-NEILSEN	09-06-08	5:13.85
*****	M E N	*****	50-54	*****	W O M E N	*****
24.58	08-09-09	AMBROSE GAINES	50 M. FREE	LAURA VAL	08-18-01	28.22
54.93	03-21-04	JACK GROSELLE	100 M. FREE	LAURA VAL	08-19-01	1:01.13
2:00.34	08-13-07	DAN STEPHENSON	200 M. FREE	S HEIM-BOWEN	04-20-08	2:15.00
4:16.61	08-13-07	DAN STEPHENSON	400 M. FREE	S HEIM-BOWEN	04-24-08	4:42.37
9:03.84	08-16-01	JIM MCCONICA	800 M. FREE	S HEIM-BOWEN	04-18-08	9:48.81
17:08.33	08-20-00	JIM MCCONICA	1500 M. FREE	S HEIM-BOWEN	08-14-08	18:32.76
29.27	06-18-11	STEVE WOOD	50 M. BACK	J SWAGERTY-HILL	08-18-02	32.87
1:02.93	08-07-09	JAMIE FOWLER	100 M. BACK	K ANDRUS-HUGHES	08-17-08	1:13.55
2:17.74	08-06-09	JAMIE FOWLER	200 M. BACK	BONNIE BILICH	07-11-09	2:39.40
30.97	08-08-09	GARY PATTERSON	50 M. BRST	MELINDA MANN	08-07-06	37.51
1:09.36	08-06-09	GARY PATTERSON	100 M. BRST	MELINDA MANN	08-06-09	1:23.21
2:36.85	08-10-10	DAVID GUTHRIE	200 M. BRST	JENNY COOK	04-23-08	3:05.84
25.88	08-16-08	PAUL CARTER	50 M. FLY	LAURA VAL	08-19-01	30.72
57.23	08-15-08	PAUL CARTER	100 M. FLY	LAURA VAL	08-17-01	1:07.81
2:18.57	08-17-08	PAUL CARTER	200 M. FLY	LAURA VAL	08-18-01	2:31.55
2:18.05	07-25-09	JAMIE FOWLER	200 M. I.M.	JENNY COOK	08-16-08	2:39.49
5:04.32	07-26-09	JAMIE FOWLER	400 M. I.M.	LAURA VAL	07-14-02	5:42.80
*****	M E N	*****	55-59	*****	W O M E N	*****
25.01	07-07-09	JACK GROSELLE	50 M. FREE	LAURA VAL	08-17-08	28.69
56.08	07-23-09	JACK GROSELLE	100 M. FREE	LAURA VAL	08-16-08	1:02.02
2:04.01	07-26-09	MICHAEL MANN	200 M. FREE	LAURA VAL	08-06-09	2:16.28
4:22.49	07-25-09	MICHAEL MANN	400 M. FREE	LAURA VAL	07-12-09	4:50.13
9:00.09	07-24-09	MICHAEL MANN	800 M. FREE	LAURA VAL	07-12-08	10:05.28
17:22.61	08-10-09	MICHAEL MANN	1500 M. FREE	LAURA VAL	07-08-07	19:14.70
30.09	08-09-09	GARY HALL	50 M. BACK	LAURA VAL	08-12-10	33.75
1:06.14	08-07-09	GARY HALL	100 M. BACK	LAURA VAL	08-17-08	1:14.41
2:25.89	08-15-05	JIM MCCONICA	200 M. BACK	N STEADMAN MARTIN	08-06-09	2:47.52
32.44	08-07-09	JACK GROSELLE	50 M. BRST	LO D KNAPP	08-07-09	39.37
1:12.84	07-22-09	JACK GROSELLE	100 M. BRST	LO D KNAPP	08-06-09	1:25.19
2:38.66	08-17-08	RICK COLELLA	200 M. BRST	LO D KNAPP	08-09-09	3:04.32
26.86	08-06-09	GARY HALL	50 M. FLY	LAURA VAL	08-06-09	31.42
1:01.05	08-10-06	GREG SHAW	100 M. FLY	LAURA VAL	08-09-09	1:09.47
2:18.97	08-07-09	BRAD HORNER	200 M. FLY	LAURA VAL	07-08-07	2:41.51
2:20.83	08-09-09	MICHAEL MANN	200 M. I.M.	LAURA VAL	08-16-08	2:43.45
5:04.07	07-26-09	MICHAEL MANN	400 M. I.M.	LAURA VAL	07-10-09	5:49.40
*****	M E N	*****	60-64	*****	W O M E N	*****
25.23	08-10-06	RICHARD ABRAHAMS	50 M. FREE	CHARLOTTE DAVIS	08-03-10	30.73
58.61	08-15-05	RICHARD ABRAHAMS	100 M. FREE	CHARLOTTE DAVIS	08-01-10	1:07.33



2:12.57	05-16-10	JIM MCCONICA	200	M.	FREE	B BARNETT-SALLEE	08-06-06	2:31.98
4:40.52	07-24-10	JIM MCCONICA	400	M.	FREE	B BARNETT-SALLEE	08-10-06	5:21.79
9:55.28	05-29-11	JIM MCCONICA	800	M.	FREE	BARBARA DUNBAR	06-07-09	11:16.81
18:12.09	06-06-10	JIM MCCONICA	1500	M.	FREE	BARBARA DUNBAR	06-07-09	21:16.05
31.46	06-02-07	HUGH WILDER	50	M.	BACK	LAURA VAL	06-18-11	34.41
1:08.77	06-02-07	HUGH WILDER	100	M.	BACK	LAURA VAL	06-18-11	1:17.58
2:34.38	06-06-10	JIM MCCONICA	200	M.	BACK	B BARNETT-SALLEE	08-05-06	2:50.16
33.41	08-15-08	ROBERT STRAND	50	M.	BRST	DEB WALKER	06-11-11	40.87
1:15.42	08-16-08	ROBERT STRAND	100	M.	BRST	DEB WALKER	06-11-11	1:30.66
2:50.77	08-03-08	ROBERT STRAND	200	M.	BRST	DEB WALKER	06-12-11	3:17.24
27.92	08-15-05	RICHARD ABRAHAMS	50	M.	FLY	LAURA VAL	06-18-11	32.98
1:03.03	08-15-05	RICHARD ABRAHAMS	100	M.	FLY	LAURA VAL	06-18-11	1:13.44
2:31.58	06-22-08	FRED SCHLICHER	200	M.	FLY	BARBARA DUNBAR	06-07-09	3:05.07
2:30.72	06-22-08	FRED SCHLICHER	200	M.	I.M.	CHARLOTTE DAVIS	08-03-10	2:52.67
5:30.99	06-22-08	FRED SCHLICHER	400	M.	I.M.	CHARLOTTE DAVIS	08-02-10	6:08.99

*****		M E N	*****		65-69	*****		W O M E N	*****	
26.33	08-12-10	RICHARD ABRAHAMS	50	M.	FREE	CAROLYN BOAK	08-11-10	31.84		
1:00.38	08-12-10	RICHARD ABRAHAMS	100	M.	FREE	CAROLYN BOAK	08-12-10	1:12.10		
2:18.53	08-15-08	TOM LANDIS	200	M.	FREE	CAROLYN BOAK	08-10-10	2:39.05		
5:00.26	03-10-07	TOM LANDIS	400	M.	FREE	JACKIE MARR	08-17-08	5:46.65		
10:25.94	06-10-07	TOM LANDIS	800	M.	FREE	JACKIE MARR	08-14-08	11:55.93		
20:00.97	04-06-08	TOM LANDIS	1500	M.	FREE	JACKIE MARR	06-29-08	23:07.49		
32.19	08-09-09	RICHARD BURNS	50	M.	BACK	CLARA WALKER	08-23-92	39.85		
1:11.32	08-07-09	RICHARD BURNS	100	M.	BACK	CLARA WALKER	07-02-91	1:30.97		
2:41.76	08-06-09	RICHARD BURNS	200	M.	BACK	JACKIE MARR	07-11-09	3:12.42		
35.00	08-07-09	KENNETH FROST	50	M.	BRST	JOANN LEILICH	08-28-05	43.57		
1:18.11	08-06-09	KENNETH FROST	100	M.	BRST	JOANN LEILICH	08-13-07	1:36.29		
2:59.54	08-09-09	KENNETH FROST	200	M.	BRST	JOANN LEILICH	08-28-05	3:26.98		
28.68	08-16-08	KEEFE LODWIG	50	M.	FLY	JOY WARD	06-10-07	38.47		
1:07.34	08-11-10	RICHARD ABRAHAMS	100	M.	FLY	CAROLYN BOAK	08-11-10	1:26.17		
2:50.18	06-06-09	ROBERT POULETMAN	200	M.	FLY	CAROLYN BOAK	08-11-10	3:21.42		
2:43.37	08-09-09	RICHARD BURNS	200	M.	I.M.	CAROLYN BOAK	08-11-10	3:06.10		
6:03.31	06-10-07	TOM LANDIS	400	M.	I.M.	CAROLYN BOAK	07-23-10	6:37.45		

*****		M E N	*****		70-74	*****		W O M E N	*****	
28.53	07-14-07	JEFF FARRELL	50	M.	FREE	GAIL ROPER	08-23-99	35.28		
1:05.40	08-15-05	CAV CAVANAUGH	100	M.	FREE	GAIL ROPER	08-23-99	1:19.94		
2:26.20	08-15-08	DAVID RADCLIFF	200	M.	FREE	LAVELLE STOINOFF	07-13-03	2:57.28		
5:12.05	05-04-01	GRAHAM JOHNSTON	400	M.	FREE	LAVELLE STOINOFF	06-28-03	6:11.92		
10:45.92	03-24-02	GRAHAM JOHNSTON	800	M.	FREE	LAVELLE STOINOFF	08-15-04	12:35.14		
20:36.56	08-16-01	GRAHAM JOHNSTON	1500	M.	FREE	LAVELLE STOINOFF	07-13-03	24:24.13		
35.31	08-17-03	YOSHI OYAKAWA	50	M.	BACK	DORIS STEADMAN	06-26-96	42.29		
1:19.12	08-08-04	YOSHI OYAKAWA	100	M.	BACK	BETSY JORDAN	06-03-07	1:34.84		
2:55.19	08-15-05	BURWELL JONES	200	M.	BACK	DORIS STEADMAN	08-27-95	3:28.69		
37.47	04-21-08	KARL WIEDAMANN	50	M.	BRST	JOANN LEILICH	08-07-09	45.67		
1:24.71	04-19-08	KARL WIEDAMANN	100	M.	BRST	JOANN LEILICH	07-18-09	1:38.78		
3:07.50	04-23-08	KARL WIEDAMANN	200	M.	BRST	JOANN LEILICH	07-19-09	3:39.59		
32.11	08-19-01	RONALD JOHNSON	50	M.	FLY	GAIL ROPER	07-09-00	41.26		
1:20.52	06-05-10	RICHARD KITCHELL	100	M.	FLY	JUNE KRAUSER	06-28-96	1:40.85		
3:10.53	07-03-10	RICHARD KITCHELL	200	M.	FLY	JUNE KRAUSER	06-28-96	3:39.91		
2:58.06	07-06-03	BURWELL JONES	200	M.	I.M.	GAIL ROPER	08-08-99	3:32.94		
6:32.11	08-02-03	BURWELL JONES	400	M.	I.M.	JUNE KRAUSER	06-28-96	7:30.91		

*****		M E N	*****		75-79	*****		W O M E N	*****	
30.28	07-11-09	DAVID RADCLIFF	50	M.	FREE	GAIL ROPER	08-15-05	36.87		
1:06.63	07-12-09	DAVID RADCLIFF	100	M.	FREE	GAIL ROPER	07-31-05	1:26.36		
2:25.66	06-06-09	DAVID RADCLIFF	200	M.	FREE	GAIL ROPER	07-31-05	3:13.24		
5:17.77	03-07-09	DAVID RADCLIFF	400	M.	FREE	JEAN TROY	08-11-02	6:55.62		
11:07.90	07-10-09	DAVID RADCLIFF	800	M.	FREE	JUNE KRAUSER	09-09-01	14:10.50		
21:03.06	07-10-09	DAVID RADCLIFF	1500	M.	FREE	JEAN TROY	08-17-03	27:09.75		
36.14	08-16-08	YOSHI OYAKAWA	50	M.	BACK	DORIS STEADMAN	08-23-99	44.43		
1:20.98	06-14-09	BURWELL JONES	100	M.	BACK	DORIS STEADMAN	08-23-99	1:39.06		
2:57.72	06-13-10	BURWELL JONES	200	M.	BACK	DORIS STEADMAN	08-23-99	3:39.41		
40.82	06-03-06	JOHN KORTHEUER	50	M.	BRST	ANN HIRSCH	08-15-08	51.55		
1:34.93	06-03-06	JOHN KORTHEUER	100	M.	BRST	ANN HIRSCH	08-10-06	1:50.28		
3:32.60	08-15-04	ROBERT MACDONALD	200	M.	BRST	ANN HIRSCH	08-10-06	3:59.30		
35.66	08-20-00	FRANK PIEMME	50	M.	FLY	GAIL ROPER	08-01-04	44.95		
1:31.89	05-01-10	BURWELL JONES	100	M.	FLY	GAIL ROPER	08-01-04	1:54.14		
3:43.56	07-05-92	ANTON CERER	200	M.	FLY	JUNE KRAUSER	06-24-01	4:10.69		
3:06.58	06-13-09	BURWELL JONES	200	M.	I.M.	JUNE KRAUSER	06-24-01	3:48.59		
6:48.48	06-14-09	BURWELL JONES	400	M.	I.M.	JUNE KRAUSER	06-10-01	7:51.71		

*****		M E N	*****		80-84	*****		W O M E N	*****	
33.09	05-22-05	FRANK PIEMME	50	M.	FREE	GAIL ROPER	03-07-09	38.64		
1:16.04	03-12-11	GRAHAM JOHNSTON	100	M.	FREE	GAIL ROPER	03-07-09	1:27.55		
2:53.74	03-12-11	GRAHAM JOHNSTON	200	M.	FREE	JEAN TROY	06-10-07	3:27.26		
6:21.59	03-12-11	GRAHAM JOHNSTON	400	M.	FREE	JEAN TROY	06-10-07	7:24.53		
12:56.50	03-12-11	GRAHAM JOHNSTON	800	M.	FREE	JEAN TROY	07-15-07	15:12.94		

26:52.76	07-09-05	FRANK PIEMME	1500	M.	FREE	JEAN TROY	07-15-07	29:04.81
41.40	06-13-04	PAUL HUTINGER	50	M.	BACK	BUNNY CEDERLUND	03-29-02	46.39
1:35.36	08-23-99	RAY TAFT	100	M.	BACK	BETTY LORENZI	08-07-09	1:47.29
3:30.76	06-13-04	PAUL HUTINGER	200	M.	BACK	BETTY LORENZI	03-13-10	3:53.12
45.77	08-07-09	CHARLES URSTADT	50	M.	BRST	NAN BOHL	08-07-09	54.30
1:43.21	04-19-08	ROBERT MACDONALD	100	M.	BRST	NAN BOHL	08-06-09	2:06.17
3:47.81	06-23-07	AL CRAIG	200	M.	BRST	SYLVIA EISELE	03-21-09	4:37.64
40.65	05-22-05	FRANK PIEMME	50	M.	FLY	GAIL ROPER	03-07-09	47.37
1:45.50	08-10-06	THOMAS MAINE	100	M.	FLY	LOIS NOCHMAN	05-21-04	2:06.55
3:54.51	08-10-06	THOMAS MAINE	200	M.	FLY	LOIS NOCHMAN	05-21-04	4:34.86
3:34.94	08-15-05	FRANK PIEMME	200	M.	I.M.	JEAN TROY	06-10-07	4:18.72
7:47.73	08-10-06	THOMAS MAINE	400	M.	I.M.	JEAN TROY	06-10-07	9:32.43

*****	M E N	*****	85-89	*****	W O M E N	*****		
35.77	08-15-98	WOODROW BOWERSOCK	50	M.	FREE	MARGERIE MEYER	07-11-09	46.72
1:23.25	06-06-10	FRANK PIEMME	100	M.	FREE	MARGERIE MEYER	07-08-07	1:48.02
3:16.89	07-10-10	FRANK PIEMME	200	M.	FREE	MARGERIE MEYER	08-13-07	3:56.11
7:03.07	05-16-10	FRANK PIEMME	400	M.	FREE	MARGERIE MEYER	08-13-07	8:14.05
14:36.90	04-06-08	WILLARD LAMB	800	M.	FREE	MARGERIE MEYER	07-08-07	17:09.73
28:35.24	04-06-08	WILLARD LAMB	1500	M.	FREE	MARGERIE MEYER	07-10-09	32:11.49
44.52	08-10-06	FRED VAN DYKE	50	M.	BACK	BUNNY CEDERLUND	08-10-06	53.44
1:49.24	06-14-08	WILLARD LAMB	100	M.	BACK	BUNNY CEDERLUND	08-09-06	2:06.41
4:04.33	06-14-08	WILLARD LAMB	200	M.	BACK	BUNNY CEDERLUND	08-10-06	4:35.71
49.49	07-24-10	FRANK PIEMME	50	M.	BRST	BETTY CHRISTIAN	08-10-06	1:06.48
1:51.79	07-24-10	FRANK PIEMME	100	M.	BRST	BETTY CHRISTIAN	08-09-06	2:36.19
4:15.11	07-10-10	FRANK PIEMME	200	M.	BRST	BETTY CHRISTIAN	08-09-06	5:27.60
45.63	07-03-10	FRANK PIEMME	50	M.	FLY	LOIS KIVI NOCHMAN	06-07-09	1:01.94
1:55.18	08-03-10	THOMAS MAINE	100	M.	FLY	LOIS KIVI NOCHMAN	08-07-09	2:23.89
4:15.86	07-11-10	THOMAS MAINE	200	M.	FLY	LOIS KIVI NOCHMAN	07-25-09	5:07.64
3:51.20	08-03-10	THOMAS MAINE	200	M.	I.M.	LOIS KIVI NOCHMAN	08-09-09	5:11.92
8:21.81	07-11-10	THOMAS MAINE	400	M.	I.M.	LOIS KIVI NOCHMAN	08-06-09	10:48.77

*****	M E N	*****	90-94	*****	W O M E N	*****		
39.19	06-23-03	WOODY BOWERSOCK	50	M.	FREE	AILEEN SOULE	08-25-96	55.76
1:43.22	08-11-03	WOODY BOWERSOCK	100	M.	FREE	RITA SIMONTON	08-03-08	2:03.52
4:10.40	08-11-03	WOODY BOWERSOCK	200	M.	FREE	RITA SIMONTON	07-20-08	4:19.80
9:39.37	08-11-03	WOODY BOWERSOCK	400	M.	FREE	RITA SIMONTON	08-03-08	9:04.93
20:13.74	08-01-93	GUS LANGNER	800	M.	FREE	RITA SIMONTON	08-14-08	18:53.58
36:47.02	08-22-93	GUS LANGNER	1500	M.	FREE	RITA SIMONTON	06-01-08	36:02.20
55.45	06-22-08	JOHN MERRILL	50	M.	BACK	AILEEN SOULE	08-25-96	1:03.49
2:10.36	06-23-03	WOODY BOWERSOCK	100	M.	BACK	AILEEN SOULE	08-25-96	2:23.23
4:46.15	06-22-08	JOHN MERRILL	200	M.	BACK	AILEEN SOULE	06-29-97	5:29.07
1:01.64	06-10-07	BRUD CLEAVELAND	50	M.	BRST	GERTRUD ZINT	06-10-07	1:43.76
2:23.53	05-15-10	RAYMOND HAKOMAKI	100	M.	BRST	MARIA LENK-ZIGLER	08-15-05	3:12.88
5:55.72	08-05-07	BRUD CLEAVELAND	200	M.	BRST	MARIA LENK-ZIGLER	08-15-05	6:57.76
1:00.30	08-11-03	WALTER PFEIFFER	50	M.	FLY	RITA SIMONTON	06-01-08	1:33.12
2:31.03	08-11-03	WALTER PFEIFFER	100	M.	FLY			
5:51.79	08-11-03	WALTER PFEIFFER	200	M.	FLY			
5:12.11	08-11-03	WALTER PFEIFFER	200	M.	I.M.	RITA SIMONTON	08-16-08	6:30.12
11:19.91	08-11-03	WALTER PFEIFFER	400	M.	I.M.			

*****	M E N	*****	95-99	*****	W O M E N	*****		
55.88	08-02-98	GUS LANGNER	50	M.	FREE	JULIA DOLCE	08-15-05	1:17.53
2:29.32	08-23-98	GUS LANGNER	100	M.	FREE	JULIA DOLCE	08-15-05	3:08.43
5:13.23	08-23-98	GUS LANGNER	200	M.	FREE			
11:30.53	08-23-98	GUS LANGNER	400	M.	FREE	ANNE DUNIVIN	06-04-11	22:01.50
22:28.28	08-23-98	GUS LANGNER	800	M.	FREE			
47:30.40	08-23-99	GUS LANGNER	1500	M.	FREE			
1:18.91	08-20-89	TOM LANE	50	M.	BACK	EDITH HENDRY	07-15-07	1:39.68
3:04.37	08-09-08	GARY WEISENTHAL	100	M.	BACK	EDITH HENDRY	07-15-07	3:42.90
6:38.69	08-09-08	GARY WEISENTHAL	200	M.	BACK	EDITH HENDRY	07-15-07	7:52.01
1:26.61	08-23-98	GUS LANGNER	50	M.	BRST			
3:38.45	08-02-98	GUS LANGNER	100	M.	BRST			
7:37.17	08-02-98	GUS LANGNER	200	M.	BRST			
2:01.41	06-01-08	WALTER PFEIFFER	50	M.	FLY			
4:09.52	06-01-08	WALTER PFEIFFER	100	M.	FLY			
14:05.25	06-01-08	WALTER PFEIFFER	200	M.	FLY			
8:55.97	06-01-08	WALTER PFEIFFER	200	M.	I.M.			
17:29.20	06-01-08	WALTER PFEIFFER	400	M.	I.M.			

*****	M E N	*****	100-104	*****	W O M E N	*****		
1:40.46	07-09-94	TOM LANE	50	M.	FREE			
4:05.98	07-09-94	TOM LANE	100	M.	FREE			
			200	M.	FREE			
			400	M.	FREE			
			800	M.	FREE			
			1500	M.	FREE			
1:50.73	07-09-94	TOM LANE	50	M.	BACK			
4:13.84	07-09-94	TOM LANE	100	M.	BACK			

9:04.31	07-09-94	TOM LANE	200 M.	BACK				
			50 M.	BRST				
			100 M.	BRST				
			200 M.	BRST				
			50 M.	FLY				
			100 M.	FLY				
			200 M.	FLY				
			200 M.	I.M.				
			400 M.	I.M.				
***** RELAY 200 M. FREE - WOMEN ***** RELAY 200 M. MEDLEY - WOMEN *****								
72 - 99	FT LAUDERDALE	08-08-09	1:53.83	NATALIE PIKE	72 - 99	FT LAUDERDALE	08-08-09	2:08.86
				MEAGHAN BRESNAHAN				
				JENNIFER MARTIN				
100-119	OREGON	08-23-92	1:52.47	KATE ALYABYEVA	100-119	HOLMES	08-28-88	2:06.67
				SHANNON HERINGER				
				GRACIE GODDARD				
				LEISSA MILLS				
				LINDA FINLEY				
120-159	ILLINOIS	08-15-04	1:52.10	BETH MAUER	120-159	GOLD	08-23-98	2:04.19
				HEATHER LINGNER				
				ZSEJKE TUSA				
				JENNIFER RIDGE				
160-199	TEAM TYR	08-08-06	1:48.44	BETH MAUER	160-199	TEAM TYR	08-08-06	2:04.75
				COLLETTE SAPPEY				
				SHERI HART				
				ANNA PETTIS-SCOTT				
				S VON DER LIPPE				
200-239	PNA	08-08-06	1:57.21	JENNIFER STEIN	200-239	OREGON	08-17-08	2:10.98
				BETSY CLEARY				
				LISA DAHL				
				DEBBIE GLASSMAN				
				MARY LIPPOLD				
240-279	PNA	08-16-08	2:13.33	K ANDRUS-HUGHES	240-279	SAN DIEGO	08-08-06	2:33.52
				ARLENE DELMAGE				
				ROBIN PARISI				
				SALLY DILLON				
				SUZANNE DILLS				
				DEBBIE GLASSMAN				
280-319	NEW ENGLAND	08-11-96	2:38.52	BETHS JORDAN	280-319	ARIZONA	08-15-05	3:09.93
				SARAH WELCH				
				BILLIE BURRILL				
				DIANE REED				
320-359	VIRGINIA	08-08-09	3:27.23	SALLY BOLAR	320-359	FACT	03-21-09	3:47.69
				TERRY SOKOLIK				
				BARBARA ZAREMSKI				
				JEANNE MEREDITH				
360-399				NANCY DURSTEIN	360-399			
				JOAN CAMPBELL				
***** RELAY 400 M. FREE - WOMEN ***** RELAY 400 M. MEDLEY - WOMEN *****								
72 - 99	LVM	07-24-10	4:19.34	SAMANTHA PEARSON	72 - 99	LVM	07-24-10	4:52.87
				CHRISTINE SMITH				
				SHANNON COLAVITO				
100-119	WOODLANDS	07-19-09	4:19.02	MEGAN KELLEY	100-119	YMCA INDY SFIT	08-08-09	4:49.16
				JACLYN KENLINE				
				LAURA KOCH DAVIS				
				RACHEL ARMSTRONG				
120-159	STANFORD	07-31-94	4:17.94	JENNY WEAVER	120-159	ILLINOIS	08-08-09	4:38.85
				MARTIE MCKINNEY				
				C CHICHESTER				
				DANIELLE OGIER				
160-199	ILLINOIS	08-08-09	4:12.60	JENNIFER IVARSON	160-199	SAN DIEGO	08-05-01	4:56.33
				KIMBERLY STEVENS				
				NADINE DAY				
				ANDREA BLOCK				
200-239	PNA	08-08-09	4:34.90	JACKIE MARR	200-239	SAN DIEGO	05-25-03	5:13.65
				JENNIFER RIDGE				
				SARAH WELCH				
				MEGAN OESTING				
240-279	GOLD COAST	06-12-11	5:10.93	K PIPES-NEILSEN	240-279	GOLD COAST	06-11-11	5:51.60
				BARBARA ZAREMSKI				
				MAUREEN HUGHES				
				DANIELLE OGIER				
280-319	VIRGINIA	08-08-09	5:53.62	PAT SARGEANT	280-319	VIRGINIA	08-23-08	7:01.96
				JENNIFER IVARSON				
				KIMBERLY STEVENS				
				BARBARA ZAREMSKI				
320-359	FMM	01-13-02	8:57.69	LUCILLE GRIFFIN	320-359	FMM	01-13-02	10:19.75
				JOHNNIE DETRICK				
				PEGGY HUGHES				
				JUNE REYNOLDS				
360-399				KAY SCHIMPF	360-399			
				FLORENCE CARR				
***** RELAY 800 M. FREE - WOMEN *****								
72 - 99	LVM	07-24-10	9:33.71	MAUREEN HUGHES	200-239	GOLD COAST	08-23-09	10:05.40
				CHRISTINE SMITH				
				SAMANTHA PEARSON				
100-119	WALNUT CREEK	07-30-89	9:50.91	CELIA DEVANNEY	240-279	GOLD COAST	06-10-11	11:30.92
				DALE LECLAIR				
				CATHEY COOLEY				
				AMY REIGER				
120-159	GOLD COAST	07-24-99	9:41.97	MAUREEN HUGHES	280-319	VIRGINIA	08-08-09	13:30.94
				DANIELLE OGIER				
				G DERKS-GARDNER				
				CAROLIN VICTORIA				
160-199	MISSION VIEJO	08-08-09	9:36.88	LAURA WALKER	320-359	FMM	01-13-02	19:29.28
				BETH SCHREINER				
				TJ SORENSON				
				KELLY RICHELL				
360-399				PEGGY HUGHES				
				FLORENCE CARR				

***** RELAY 200 M.	FREE - M E N *****	RELAY 200 M.	MEDLEY - M E N *****
72 - 99 FLAQ	08-13-07 1:40.10	72 - 99 OLYMPIC CLUB	08-27-95 1:49.35
PERRY BULLOCK	HYUN SEUNG LEE	MIKE COLLEY	JAMIE PATRICK
LEIF LYONS	CARROLL BULLOCK	BRAD BUDNEY	GREG LARSON
100-119 OLYMPIC CLUB	08-08-06 1:35.57	100-119 HOUSTONION CLUB	08-20-90 1:48.46
TRENT HOLSMAN	STEVE BROWN	CLAY BRITT	DEAN PUTTERMAN
CARL HESSLER	SCOTT GREENWOOD	ROBERT KILLEEN	JAMES PRINGLE
120-159 SCAQ	07-26-09 1:34.82	120-159 MICHIGAN	08-08-09 1:46.23
MATTHEW CORNUE	ERIK HOCHSTEIN	KEVIN DOAK	PATRICK SAUCEDO
ERIK TOLMACHOFF	CHRISTOPHER BEACH	CAMERON MULL	ALEC MULL
160-199 TEAM TYR	08-08-06 1:36.28	160-199 TEAM TYR	08-08-06 1:47.72
M EISENHUTH	JOHN SMITH	RICH SAEGER	GREG RHODENBAUGH
RICH SAEGER	PAUL SMITH	PAUL SMITH	JOHN SMITH
200-239 COLORADO	08-08-06 1:38.24	200-239 COLORADO	08-08-06 1:50.83
JACK GROSELLE	TRIP HEDRICK	STEVE WOOD	JACK GROSELLE
STEVE WOOD	RICHARD ABRAHAMS	TRIP HEDRICK	RICHARD ABRAHAMS
240-279 OREGON	08-16-08 1:45.90	240-279 OREGON	07-11-09 2:04.44
MIKE TENNANT	TOM LANDIS	WES EDWARDS	ALLEN STARK
ROBERT SMITH	WES EDWARDS	BERT PETERSEN	MIKE TENNANT
280-319 GOLD	06-21-09 1:59.60	280-319 SAN DIEGO	08-08-09 2:16.74
DAVID QUIGGIN	ANDY MORROW	VINUS VAN BAALEN	PETER ANDERSEN
DAVID MCINTYRE	CAV CAVANAUGH	KEEFE LODWIG	DONALD HUBBARD
320-359 OREGON	07-08-07 2:30.08	320-359 FLA.MAVERICK	08-17-03 3:00.89
MILTON MARKS	GILBERT YOUNG	PAUL HUTINGER	BRUD CLEAVELAND
WILLARD LAMB	DAVID RADCLIFF	JOSEPH KURTZMAN	ROBERT BLAKE
360-399 COAST MASTERS	08-15-05 3:46.35	360-399 COAST MASTERS	08-15-05 4:13.67
DICK WESTERFIELD	WALTER PFEIFFER	ROBERT CHRISTIANS	DICK WESTERFIELD
ROBERT CHRISTIANS	WOODY BOWERSOCK	WALTER PFEIFFER	WOODY BOWERSOCK
***** RELAY 400 M.	FREE - M E N *****	RELAY 400 M.	MEDLEY - M E N *****
72 - 99 GREATER INDIANA	07-18-99 3:42.66	72 - 99 GREATER INDIANA	07-18-99 4:11.46
BEN CHRISTOFFEL	GRANT COMER	DENNIS PETTE	BEN CHRISTOFFEL
DENNIS PETTE	ADAM DAWKINS	GRANT COMER	ADAM DAWKINS
100-119 Y INDY SWIM	08-08-09 3:37.49	100-119 Y INDY SWIM	08-08-09 4:06.58
CHRIS CLARKE	DANIEL MICHAEL	GRANT WIECZOREK	BEN CHRISTOFFEL
GRANT WIECZOREK	BEN CHRISTOFFEL	DANIEL MICHAEL	WESLEY MERKLE
120-159 MICHIGAN	08-08-09 3:34.83	120-159 MICHIGAN	08-08-09 4:00.06
KEVIN DOAK	ALEC MULL	KEVIN DOAK	PATRICK SAUCEDO
CAMERON MULL	PATRICK SAUCEDO	CAMERON MULL	ALEC MULL
160-199 SCAQ	07-25-09 3:41.49	160-199 ARIZONA MASTERS	06-04-06 4:11.72
DAN WEGNER	PETER EGAN	SCOTT SHAKE	GREGORY OWEN
CHRISTOPHER BEACH	ERIK HOCHSTEIN	JEFFREY UTSCH	BARRY ROTH
200-239 ARIZONA	08-08-09 3:56.19	200-239 DOC IU MASTERS	08-08-09 4:27.93
AL JAEGERS	JEFFREY KRONGAARD	EDILSON SILVA	PETER FINN
BARRY ROTH	SCOTT SHAKE	GARY HALL	JOEL STAGER
240-279 O*H*I*O	08-08-09 4:16.06	240-279 VENTURA	05-16-10 4:46.32
JACK GROSELLE	YOSHI OYAKAWA	JIM MCCONICA	JOHN DERR
THOMAS MOTHERAL	TODD STULTZ	HUBIE KERNS	GLENN GRUBER
280-319 GOLD	03-15-08 4:45.42	280-319 N CAROLINA	06-04-05 5:24.55
ALAN RAPPERPORT	CAV CAVANAUGH	CLARKE MITCHELL	JOHN KORTHEUER
ANDY MORROW	DAVID QUIGGIN	RICHARD KITCHELL	JERRY CLARK
320-359 SAN DIEGO	08-05-07 5:52.37	320-359 COAST MASTERS	07-25-98 7:34.79
FRANK PIEMME	DONALD HUBBARD	BOB CHRISTIANS	BOB MERRICK
BOB BEST	JURGEN SCHMIDT	LOUIS GIBERSON	WOODROW BOWERSOCK
360-399 COAST MASTERS	08-05-07 10:43.13	360-399 COAST MASTERS	08-05-07 12:59.05
BOB CHRISTIANS	WALTER PFEIFFER	WOODY BOWERSOCK	BOB CHRISTIANS
WAYNE MCFARLAND	WOODY BOWERSOCK	WALTER PFEIFFER	WAYNE MCFARLAND
***** RELAY 800 M.	FREE - M E N *****	*****	*****
72 - 99 GREATER INDIANA	07-18-99 8:28.72	200-239 ARIZONA	08-08-09 8:45.06
GRANT COMER	DENNIS PETTE	BARRY ROTH	JEFFREY KRONGAARD
GEORGE LATHROP	ADAM DAWKINS	SCOTT SHAKE	KURT DICKSON
100-119 SANTA CLARA	05-29-94 8:04.17	240-279 VENTURA	05-16-10 9:35.14
SERGEY MARINIUK	FRANZ MORTENSEN	JIM MCCONICA	HUBIE KERNS
JAMES PARRACK	MIKE MOORE	JOHN DERR	GLENN GRUBER
120-159 SCAQ	07-25-09 8:03.21	280-319 GOLD	03-15-08 10:57.90
DAVID SCHLESINGER	DAN WEGNER	ALAN RAPPERPORT	CAV CAVANAUGH
MATTHEW HARRIGAN	ERIK HOCHSTEIN	ANDY MORROW	DAVID QUIGGIN
160-199 TEAM TYR	07-16-06 8:15.15	320-359 SAN DIEGO	07-16-06 14:40.89
RICH SAEGER	PAUL SMITH	TOM HAVER	JURGEN SCHMIDT
MICHAEL RUFFNER	DAN WEGNER	BOB BEST	DONALD BAKER
360-399 COAST MASTERS	08-05-07 25:29.59		
WAYNE MCFARLAND	BOB CHRISTIANS		
WALTER PFEIFFER	WOODY BOWERSOCK		

***** RELAY 200 M. FREE - MIXED *****	***** RELAY 200 M. MEDLEY - MIXED *****
72 - 99 CSAM 07-26-09 1:47.94 WADE FEDERER LAUREN HANCOCK CHRISTOPHER RAMOS KARA DENBY	72 - 99 UNIV SAN FRAN 08-23-92 2:02.31 GARY YANG JANET HAUER GREG MACKEM CYNTHIA HINSHAW
100-119 OLYMPIC CLUB 07-11-10 1:43.11 O'DONNELL-MCCARTY TRENT HOLSMAN ERIN REILLY SCOTT GREENWOOD	100-119 HOUSTONIAN CLUB 08-20-90 1:56.50 CLAY BRITT L WETZEL-OSBORNE STUART KNOWLES REBECCA WETZEL
120-159 GOLD 08-23-98 1:42.65 TODD PACE TRACIE MOLL JAMIE HERRINGTON KURT WIENANTS	120-159 DALLAS AQUAT 08-16-08 1:54.81 JAY YARID KATIE MCCLELLAND GREGORY SARGENT LAURA GLASS
160-199 TEAM TYR 08-08-06 1:42.27 JOHN SMITH RICH SAEGER COLLETTE SAPPEY SHERI HART	160-199 TEAM TYR 08-10-06 1:58.35 MARIKA MCCUE MICHAEL RUFFNER ROBBERT-PAUL SMIT S VON DER LIPPE
200-239 COLORADO 08-08-06 1:44.96 TRIP HEDRICK KIM CROUCH KATHY GARNIER RICHARD ABRAHAMS	200-239 SDSM 08-15-05 2:02.32 K PIPES-NEILSEN CAROLINE KRATTLI SCOTT LAUTMAN VINUS VAN BAALEN
240-279 GOLD COAST 08-10-08 1:56.99 PAT SARGEANT DEBBIE CAVANAUGH CAV CAVANAUGH DAVID QUIGGIN	240-279 TAMALPAIS 08-08-09 2:09.06 RICHARD BURNS KENNETH FROST LAURA VAL BARBARA WHEELER
280-319 SAN DIEGO 07-29-07 2:17.43 MIKE FRESHLEY JACKIE MARR DALE WEBSTER GYNT CLIFFORD	280-319 OREGON 08-16-08 2:34.68 JOY WARD GINGER PIERSON TOM LANDIS WILLARD LAMB
320-359 SANTA BARBARA 08-01-04 2:55.56 FRANK PIEMME GRACE ALTUS RUTH BAAR JURGEN SCHMIDT	320-359 FLA MAVERICK 06-13-10 3:26.94 PAUL HUTINGER ROBERT MACDONALD PATRICIA TULLMAN JEAN TROY
360-399 COAST MASTERS 08-11-03 5:26.80 HELENE IBERALL MAXINE MERLINO WALTER PFEIFFER WOODY BOWERSOCK	360-399

***** RELAY 400 M. FREE - MIXED *****	***** RELAY 400 M. MEDLEY - MIXED *****
72 - 99 CSAM 07-25-09 3:56.54 WADE FEDERER LAUREN HANCOCK CHRISTOPHER RAMOS KARA DENBY	72 - 99 CSAM 07-25-09 4:35.26 LAUREN HANCOCK KARA DENBY WADE FEDERER NICK GLAZE
100-119 SCAQ 07-25-09 3:54.81 NATHAN JANOS J CORCORAN ANN YEARWOOD ERIK TOLMACHOFF	100-119 WALNUT CREEK 07-22-90 4:36.14 PAM BOSCOVICH JON JAQUES KERRY O'BRIEN PAULA ROEMER
120-159 MOVY MASTERS 03-06-10 4:01.35 TONY STEWART JOY STOVER CHRISTIE FUCHS TONY DIERS	120-159 FT LAUDERDALE 08-08-09 4:29.03 CARLOS FERNANDEZ KELLY LEGASPI L.GALVIN-SARABIA JENNIFER MARTIN
160-199 SCAQ 07-05-09 3:58.05 JENNY COOK ERIK HOCHSTEIN MATTHEW CORNUE ARLETTE GODGES	160-199 N CAROLINA 08-08-09 4:27.97 ERIKA BRAUN ROB BUTCHER JOSEPH RHYNE PATRICIA ROHNER
200-239 OREGON 06-03-06 4:13.62 K.ANDRUS-HUGHES STEVE MANN ARLENE DELMAGE MIKE TENNANT	200-239 OREGON 06-14-08 4:41.46 K.ANDRUS-HUGHES PATRICK ALLENDER ARLENE DELMAGE MIKE TENNANT
240-279 GOLD COAST 08-10-08 4:30.74 DEBBIE CAVANAUGH CAV CAVANAUGH PAT SARGEANT DAVID QUIGGIN	240-279 TAMALPAIS 08-08-09 4:51.95 RICHARD BURNS KEN FROST LAURA VAL BARBARA WHEELER
280-319 OREGON 07-13-08 5:24.15 WILLARD LAMB JOY WARD BARBARA FRID TOM LANDIS	280-319 OREGON 06-14-08 6:03.51 JOY WARD GINGER PIERSON TOM LANDIS WILLARD LAMB
320-359 FLA MAVERICK 06-12-11 6:43.08 C WEATHERBEE ROBERT MACDONALD PATRICIA TULLMAN JEAN TROY	320-359 FMM 06-13-09 7:45.92 PAUL HUTINGER ROBERT MACDONALD PATRICIA TULLMAN JEAN TROY
360-399	360-399

***** RELAY 800 M. FREE - MIXED *****	*****
72 - 99 CSAM 07-25-09 8:55.39 KARA DENBY LAUREN HANCOCK CHRISTOPHER RAMOS WADE FEDERER	200-239 SYSM 06-11-10 9:27.80 BILL BRENNER KEVIN MCCORMACK ELLEN BENNETT ELENE KAY JONES
100-119 SCAQ 07-25-09 8:39.99 ERIK TOLMACHOFF NATHAN JANOS J CORCORAN ANN YEARWOOD	240-279 TAMALPAIS 07-09-10 10:09.67 RICHARD BURNS BARBARA WHEELER LAURA VAL KENNETH FROST
120-159 PATRIOT 06-23-02 8:50.48 M MIDDLEMORE DOUG CHESTNUT CHERYL WARD TIMOTHY BOYD	280-319 SLAM 08-08-09 12:08.81 MARY POHLMANN THOMAS MAINE LARRY GOOD TERESA MCDOWELL
160-199 ILLINOIS 08-08-09 8:54.37 NADINE DAY ANDREAS SEIBT KIMBERLY STEVENS THOMAS MCCABE	320-359 SAN DIEGO 08-05-07 14:44.35 FRANK TANNER JURGEN SCHMIDT ADRIENNE PIPES RITA SIMONTON
360-399	

# World Records

FINA WORLD MASTERS RECORDS - LONG COURSE METERS as of MAY 1,2011

***** MEN *****										
25-29										
22.59	08/28/1983	USA	KEVIN DEFORREST	50	M.	FREE	ANNABEL KOSTEN	NED	02/15/2004	25.42
50.74	08/13/2000	USA	NICK SHACKELL	100	M.	FREE	AIMEE RAMM	GBR	06/21/2008	57.71
1:52.17	08/23/1992	USA	JOHN KEPPELER	200	M.	FREE	MEGAN JENDRICK	USA	07/10/2010	2:04.56
4:00.98	08/18/2002	USA	HONZA VITAZKA	400	M.	FREE	SARA SHAND	USA	1989	4:27.53
8:24.67	06/29/1997	USA	ALEX KOSTICH	800	M.	FREE	PAULA WOOD	GBR	03/02/2007	9:15.63
16:13.89	08/10/1997	USA	ALEX KOSTICH	1500	M.	FREE	PAULA WOOD	GBR	03/02/2007	17:26.88
26.18	03/07/2010	JPN	HIDEAKI AOKI	50	M.	BACK	MAI NAKAMURA	JPN	10/04/2008	29.60
57.42	09/27/2009	JPN	IKUMI HASEGAWA	100	M.	BACK	AKIKO MIZUMOTO	JPN	07/16/2007	1:04.82
2:03.80	08/01/2010	GER	KAMIL KASPROWICZ	200	M.	BACK	KANA OHASHI	JPN	07/16/2007	2:17.30
28.33	03/29/2008	BRA	EDUARDO FISCHER	50	M.	BRST	MEGAN JENDRICK	USA	07/10/2010	31.60
1:02.65	08/30/2007	GBR	CHRISTOPHER JONES	100	M.	BRST	MEGAN JENDRICK	USA	07/10/2010	1:10.56
2:16.70	08/17/2008	USA	GARY MARSHALL	200	M.	BRST	HITOMI MATSUDA	JPN	07/17/2006	2:35.46
23.71	08/16/2008	USA	KOHEI KAWAMOTO	50	M.	FLY	L.KRISTIANSEN	DEN	08/02/2010	27.90
53.09	08/15/2008	USA	KOHEI KAWAMOTO	100	M.	FLY	YUKO NAKANISHI	JPN	07/17/2010	1:02.73
2:03.26	04/23/2008	JPN	SATOSHI TORATANI	200	M.	FLY	YUKO NAKANISHI	JPN	07/16/2010	2:17.56
2:05.98	08/03/2010	GER	KAMIL KASPROWICZ	200	M.	I.M.	HITOMI MATSUDA	JPN	10/02/2005	2:20.71
4:30.05	09/12/2009	BRA	DIOGO YABE	400	M.	I.M.	HITOMI MATSUDA	JPN	11/05/2006	5:02.78
***** MEN *****										
30-34										
22.53	06/06/2009	USA	SABIR MUHAMMED	50	M.	FREE	MARTINA MORAVCOVA	USA	06/06/2008	25.74
50.84	09/18/2009	GER	S.KUNZELMANN	100	M.	FREE	ERIKA ERNDL	USA	07/11/2009	55.24
1:53.15	05/03/2009	AUS	DANIEL KOWALSKI	200	M.	FREE	HITOMI MATSUDA	JPN	10/17/2009	2:04.62
3:58.42	05/02/2009	AUS	DANIEL KOWALSKI	400	M.	FREE	HITOMI MATSUDA	JPN	09/26/2008	4:25.60
8:18.76	04/29/2009	AUS	DANIEL KOWALSKI	800	M.	FREE	KIRSTEN CAMERON	NZL	05/04/2007	9:13.22
16:30.41	11/07/2009	JPN	ASUKA KOIZUMI	1500	M.	FREE	HEIDI GEORGE	USA	07/10/2009	17:25.81
26.54	08/04/2010	ROU	R.IONUT FLOREA	50	M.	BACK	NORIKO INADA	JPN	07/16/2010	28.86
57.24	06/02/2000	GBR	MARTIN HARRIS	100	M.	BACK	NORIKO INADA	JPN	07/18/2010	1:02.26
2:02.75	11/24/2000	BRA	ROGERIO ROMERO	200	M.	BACK	SARABETH METZGER	USA	08/06/2009	2:17.61
28.59	11/26/2009	BRA	CARLOS ALENCAR	50	M.	BRST	HITOMI MATSUDA	JPN	09/26/2009	32.42
1:04.08	08/01/2010	JPN	RYOSUKE IMAI	100	M.	BRST	HITOMI MATSUDA	JPN	10/03/2009	1:10.10
2:20.43	08/25/1999	GBR	NICK GILLINGHAM	200	M.	BRST	HITOMI MATSUDA	JPN	10/17/2009	2:28.93
24.15	08/06/2009	VEN	OSWALDO QUEVEDO	50	M.	FLY	MARTINA MORAVCOVA	USA	06/07/2008	27.48
54.19	08/03/2010	ROU	I.STEFAN GHERGHEL	100	M.	FLY	MARTINA MORAVCOVA	USA	06/07/2008	58.81
2:03.76	08/12/2010	USA	MATT HAUPT	200	M.	FLY	METTE JACOBSEN	DEN	05/07/2006	2:13.60
2:05.52	08/23/2009	USA	ISTVAN BATHAZI	200	M.	I.M.	ERIKA ERNDL	USA	07/07/2009	2:13.89
4:35.41	01/16/2010	JPN	ASUKA KOIZUMI	400	M.	I.M.	HITOMI MATSUDA	JPN	11/08/2009	4:56.08
***** MEN *****										
35-39										
22.76	08/20/2005	GBR	MARK FOSTER	50	M.	FREE	DARA TORRES	USA	08/08/2006	25.98
50.78	09/27/2009	JPN	HIDEAKI HARA	100	M.	FREE	TRACIE MOLL	USA	08/23/1998	58.38
1:52.84	08/06/2006	USA	VLAD PYSHNENKO	200	M.	FREE	K.PIPES-NEILSEN	USA	08/10/1997	2:06.94
4:07.64	07/16/1995	USA	ROWDY GAINES	400	M.	FREE	K.PIPES-NEILSEN	USA	08/10/1997	4:26.17
8:38.73	11/12/1995	USA	ROWDY GAINES	800	M.	FREE	KIRSTEN CAMERON	NZL	07/31/2010	9:09.12
16:32.72	08/14/2008	USA	CHRISTOPHER DERKS	1500	M.	FREE	KIRSTEN CAMERON	NZL	03/13/2009	17:33.46
27.03	08/08/2009	USA	EDILSON SILVA	50	M.	BACK	SHERI HART	USA	08/07/2010	30.17
59.18	08/09/2006	USA	MICHAEL ROSS	100	M.	BACK	SHERI HART	USA	08/08/2010	1:04.99
2:09.26	07/09/2000	USA	DANIEL VEATCH	200	M.	BACK	K.PIPES-NEILSEN	USA	08/10/1997	2:18.20
28.47	10/24/2009	RUS	VLADISLAV BRAGIN	50	M.	BRST	R.CRESCENTINI	ITA	06/25/2010	33.49
1:02.72	10/25/2009	RUS	VLADISLAV BRAGIN	100	M.	BRST	CAROLINE KRATTLI	USA	08/17/2001	1:13.81
2:20.29	06/05/2004	GBR	NICK GILLINGHAM	200	M.	BRST	CAROLINE KRATTLI	USA	08/19/2001	2:41.76
24.70	08/19/2005	GBR	MARK FOSTER	50	M.	FLY	LYNNE HAYES	AUS	04/30/2009	28.03
55.84	03/08/2009	JPN	EIJI NOMURA	100	M.	FLY	LYNNE HAYES	AUS	03/19/2009	1:02.44
2:06.74	06/27/1996	USA	JEFF STUART	200	M.	FLY	K.PIPES-NEILSEN	USA	08/10/1997	2:20.21
2:08.19	08/03/2002	USA	RON KARNAUGH	200	M.	I.M.	K.PIPES-NEILSEN	USA	06/29/1997	2:25.31
4:42.45	03/28/2002	FRA	NICOLAS GRANGER	400	M.	I.M.	K.PIPES-NEILSEN	USA	06/29/1997	5:07.21
***** MEN *****										
40-44										
23.86	04/21/2008	ITA	M.GIALDI	50	M.	FREE	EDITH OTTERMANN	RSA	11/07/2009	26.44
51.72	08/01/2010	USA	VLAD PYSHNENKO	100	M.	FREE	MARIA DOELGER	USA	08/17/2003	58.43
1:53.65	08/02/2010	USA	VLAD PYSHNENKO	200	M.	FREE	K.PIPES-NEILSEN	USA	08/15/2005	2:09.28
4:06.74	07/24/2009	USA	ERIK HOCHSTEIN	400	M.	FREE	K.PIPES-NEILSEN	USA	08/11/2002	4:28.24
8:37.81	07/25/2010	USA	ALEX KOSTICH	800	M.	FREE	K.PIPES-NEILSEN	USA	09/29/2002	9:24.77
16:36.91	07/23/2010	USA	ALEX KOSTICH	1500	M.	FREE	K.PIPES-NEILSEN	USA	08/11/2003	17:56.52
27.38	08/06/2010	BRA	EDILSON SILVA	50	M.	BACK	CINDY MABEE	CAN	03/07/2009	31.49
59.08	08/07/2009	USA	MICHAEL ROSS	100	M.	BACK	CINDY MABEE	CAN	03/07/2009	1:07.06
2:12.77	08/01/2010	DEN	MARK VOGEL	200	M.	BACK	JODY SMITH	USA	08/06/2009	2:23.18
28.84	09/16/2009	ITA	ALBERTO MONTINI	50	M.	BRST	S.VON DER LIPPE	USA	07/23/2006	33.25
1:05.04	06/26/2009	ITA	ALBERTO MONTINI	100	M.	BRST	S.VON DER LIPPE	USA	05/23/2009	1:13.78
2:18.94	06/24/2009	ITA	ALBERTO MONTINI	200	M.	BRST	S.VON DER LIPPE	USA	08/09/2006	2:38.44
25.57	08/06/2009	USA	MICHAEL ROSS	50	M.	FLY	S.VON DER LIPPE	USA	05/25/2009	28.52
56.43	08/23/2008	USA	MICHAEL ROSS	100	M.	FLY	S.VON DER LIPPE	USA	05/23/2009	1:03.36
2:05.55	07/11/2004	USA	DENNIS BAKER	200	M.	FLY	S.VON DER LIPPE	USA	07/23/2006	2:24.78
2:10.63	06/25/2009	ITA	ALBERTO MONTINI	200	M.	I.M.	S.VON DER LIPPE	USA	08/05/2007	2:25.03
4:47.01	04/22/2007	GER	PETER BERMELE	400	M.	I.M.	K.PIPES-NEILSEN	USA	08/01/2004	5:09.83

***** MEN *****				45-49	***** WOMEN *****					
24.26	07/19/2004	JPN	BRENT BARNES	50	M.	FREE	EDITH OTTERMANN	RSA	03/16/2011	26.59
53.77	08/19/2005	ITA	MARCO COLOMBO	100	M.	FREE	K.PIPES-NEILSEN	USA	08/05/2007	59.79
1:57.89	08/06/2009	USA	KEITH SWITZER	200	M.	FREE	K.PIPES-NEILSEN	USA	06/13/2009	2:10.09
4:11.07	08/09/2009	USA	KEITH SWITZER	400	M.	FREE	K.PIPES-NEILSEN	USA	09/06/2008	4:35.84
8:42.85	08/04/2006	BRA	MARCUS MATTIOLI	800	M.	FREE	K.PIPES-NEILSEN	USA	08/05/2007	9:24.11
16:38.81	08/10/2009	USA	JEFF ERWIN	1500	M.	FREE	S.HEIM-BOWEN	USA	08/17/2003	17:55.83
28.05	06/07/2008	USA	STEVE WOOD	50	M.	BACK	VALERIE JENKINS	USA	08/17/2008	31.71
1:00.13	06/08/2008	USA	STEVE WOOD	100	M.	BACK	K.PIPES-NEILSEN	USA	05/24/2009	1:08.11
2:16.78	06/27/2009	JPN	TAIHEI SAKA	200	M.	BACK	K.PIPES-NEILSEN	USA	05/22/2009	2:26.06
29.70	09/16/2009	RUS	V.ZAGREBENKO	50	M.	BRST	S.VON DER LIPPE	USA	07/17/2010	33.66
1:06.35	09/17/2009	UKR	V.PYLYPCHENKO	100	M.	BRST	MARZENA KULIS	ITA	09/17/2009	1:13.49
2:24.91	09/19/2009	UKR	V.PYLYPCHENKO	200	M.	BRST	CAROLINE KRATTLI	USA	08/05/2007	2:45.20
25.90	08/06/2006	USA	PAUL SMITH	50	M.	FLY	EDITH OTTERMANN	RSA	02/19/2011	28.97
56.85	08/11/2002	USA	PAUL CARTER	100	M.	FLY	K.PIPES-NEILSEN	USA	09/06/2008	1:05.69
2:06.94	08/09/2006	USA	DENNIS BAKER	200	M.	FLY	K.PIPES-NEILSEN	USA	06/20/2009	2:24.34
2:14.90	08/22/2010	USA	JEROME FRENTSOS	200	M.	I.M.	K.PIPES-NEILSEN	USA	08/16/2008	2:27.57
4:47.65	08/21/2010	USA	JEROME FRENTSOS	400	M.	I.M.	K.PIPES-NEILSEN	USA	09/05/2008	5:13.85
***** MEN *****				50-54	***** WOMEN *****					
24.08	06/27/2009	JPN	BRENT BARNES	50	M.	FREE	LAURA VAL	USA	08/18/2001	28.22
54.94	08/07/2009	USA	BOB BUGG	100	M.	FREE	LAURA VAL	USA	08/19/2001	1:01.13
2:00.34	08/13/2007	USA	DAN STEPHENSON	200	M.	FREE	S.HEIM-BOWEN	USA	04/20/2008	2:15.00
4:16.61	08/13/2007	USA	DAN STEPHENSON	400	M.	FREE	LYNN MARSHALL	CAN	02/19/2011	4:41.19
8:55.05	07/31/2010	BRA	MARCUS MATTIOLI	800	M.	FREE	LYNN MARSHALL	CAN	03/13/2011	9:48.28
17:08.33	08/20/2000	USA	JIM MCCONICA	1500	M.	FREE	LYNN MARSHALL	CAN	03/13/2011	18:29.28
29.43	07/26/2009	USA	JAMIE FOWLER	50	M.	BACK	J.SWAGERTY-HILL	USA	08/18/2002	32.87
1:02.93	08/07/2009	USA	JAMIE FOWLER	100	M.	BACK	K.ANDRUS-HUGHES	USA	08/17/2008	1:13.55
2:17.74	08/06/2009	USA	JAMIE FOWLER	200	M.	BACK	LYNN MARSHALL	CAN	02/19/2011	2:33.03
30.97	09/16/2009	FRA	OLIVIER BORIOS	50	M.	BRST	JENNY WHITELEY	AUS	12/05/2009	35.61
1:09.36	08/06/2009	USA	GARY PATTERSON	100	M.	BRST	JENNY WHITELEY	AUS	04/19/2008	1:19.91
2:35.08	06/05/2004	ITA	LORENZO MARUGO	200	M.	BRST	JENNY WHITELEY	AUS	04/23/2008	2:55.15
25.88	08/16/2008	USA	PAUL CARTER	50	M.	FLY	ANGELA ZINGLER	GER	06/04/2004	30.24
57.23	08/15/2008	USA	PAUL CARTER	100	M.	FLY	LAURA VAL	USA	08/17/2001	1:07.81
2:13.36	11/07/2010	BRA	MARCUS MATTIOLI	200	M.	FLY	LAURA VAL	USA	08/18/2001	2:31.55
2:18.05	07/25/2009	USA	JAMIE FOWLER	200	M.	I.M.	CECILIA STANFORD	RSA	03/18/2011	2:36.62
4:53.69	08/02/2010	BRA	MARCUS MATTIOLI	400	M.	I.M.	LYNN MARSHALL	CAN	02/19/2011	5:32.26
***** MEN *****				55-59	***** WOMEN *****					
25.01	07/07/2009	USA	JACK GROSELLE	50	M.	FREE	LAURA VAL	USA	08/17/2008	28.69
56.08	07/23/2009	USA	JACK GROSELLE	100	M.	FREE	LAURA VAL	USA	08/16/2008	1:02.02
2:04.01	07/26/2009	USA	MICHAEL MANN	200	M.	FREE	LAURA VAL	USA	08/06/2009	2:16.28
4:22.49	07/25/2009	USA	MICHAEL MANN	400	M.	FREE	LAURA VAL	USA	07/12/2009	4:50.13
9:00.09	07/24/2009	USA	MICHAEL MANN	800	M.	FREE	LAURA VAL	USA	07/12/2008	10:05.28
17:22.61	08/10/2009	USA	MICHAEL MANN	1500	M.	FREE	LAURA VAL	USA	07/08/2007	19:14.70
30.09	08/09/2009	USA	GARY HALL	50	M.	BACK	LAURA VAL	USA	08/12/2010	33.75
1:06.14	08/07/2009	USA	GARY HALL	100	M.	BACK	LAURA VAL	USA	08/17/2008	1:14.41
2:25.89	08/15/2005	USA	JIM MCCONICA	200	M.	BACK	N.STEADMAN MARTIN	USA	08/06/2009	2:47.52
31.05	09/16/2009	GER	WALTER KUSCH	50	M.	BRST	JAN WICKS	AUS	07/28/2001	38.30
1:11.13	04/19/2008	RSA	TIMOTHY SHEAD	100	M.	BRST	LO D KNAPP	USA	08/06/2009	1:25.19
2:38.66	08/17/2008	USA	RICK COLELLA	200	M.	BRST	LO D KNAPP	USA	08/09/2009	3:04.32
26.86	08/06/2009	USA	GARY HALL	50	M.	FLY	LAURA VAL	USA	08/06/2009	31.42
1:01.05	08/07/2006	USA	GREG SHAW	100	M.	FLY	LAURA VAL	USA	08/09/2009	1:09.47
2:18.97	08/07/2009	USA	BRAD HORNER	200	M.	FLY	LAURA VAL	USA	07/08/2007	2:41.51
2:20.83	08/09/2009	USA	MICHAEL MANN	200	M.	I.M.	LAURA VAL	USA	08/16/2008	2:43.45
5:04.07	07/26/2009	USA	MICHAEL MANN	400	M.	I.M.	LAURA VAL	USA	07/10/2009	5:49.40
***** MEN *****				60-64	***** WOMEN *****					
25.23	08/07/2006	USA	RICHARD ABRAHAMS	50	M.	FREE	SANDERINA KRUGER	RSA	03/16/2011	30.19
58.61	08/15/2005	USA	RICHARD ABRAHAMS	100	M.	FREE	SANDERINA KRUGER	RSA	03/13/2009	1:06.63
2:12.57	05/16/2010	USA	JIM MCCONICA	200	M.	FREE	SANDERINA KRUGER	RSA	08/02/2010	2:29.54
4:40.52	07/24/2010	USA	JIM MCCONICA	400	M.	FREE	B.BARNETT-SALLEE	USA	08/10/2006	5:21.79
10:02.40	08/16/2005	FRA	DUNCAN MCCREADIE	800	M.	FREE	BARBARA DUNBAR	USA	06/07/2009	11:16.81
18:12.09	06/06/2010	USA	JIM MCCONICA	1500	M.	FREE	BARBARA DUNBAR	USA	06/07/2009	21:16.05
31.46	06/02/2007	USA	HUGH WILDER	50	M.	BACK	B.BARNETT-SALLEE	USA	08/10/2006	35.79
1:08.77	06/02/2007	USA	HUGH WILDER	100	M.	BACK	B.BARNETT-SALLEE	USA	08/09/2006	1:18.91
2:34.38	06/06/2010	USA	JIM MCCONICA	200	M.	BACK	B.BARNETT-SALLEE	USA	08/05/2006	2:50.16
33.41	08/15/2008	USA	ROBERT STRAND	50	M.	BRST	MONIKA SENFTLEBEN	GER	03/27/2002	38.48
1:15.42	08/16/2008	USA	ROBERT STRAND	100	M.	BRST	BONNIE PRONK	CAN	03/28/2002	1:27.64
2:50.77	08/03/2008	USA	ROBERT STRAND	200	M.	BRST	BONNIE PRONK	CAN	03/26/2002	3:14.49
27.92	08/15/2005	USA	RICHARD ABRAHAMS	50	M.	FLY	JUDY WILSON	GBR	06/04/2004	33.47
1:03.03	08/15/2005	USA	RICHARD ABRAHAMS	100	M.	FLY	JUDY WILSON	GBR	06/06/2004	1:17.34
2:31.58	06/22/2008	USA	FRED SCHLICHER	200	M.	FLY	BARBARA DUNBAR	USA	06/07/2009	3:05.07
2:30.72	06/22/2008	USA	FRED SCHLICHER	200	M.	I.M.	CHARLOTTE DAVIS	USA	08/03/2010	2:52.67
5:30.99	06/21/2008	USA	FRED SCHLICHER	400	M.	I.M.	CHARLOTTE DAVIS	USA	08/02/2010	6:08.99

2:12.57	05-16-10	JIM MCCONICA	200	M.	FREE	B BARNETT-SALLEE	08-06-06	2:31.98
4:40.52	07-24-10	JIM MCCONICA	400	M.	FREE	B BARNETT-SALLEE	08-10-06	5:21.79
9:55.28	05-29-11	JIM MCCONICA	800	M.	FREE	BARBARA DUNBAR	06-07-09	11:16.81
18:12.09	06-06-10	JIM MCCONICA	1500	M.	FREE	BARBARA DUNBAR	06-07-09	21:16.05
31.46	06-02-07	HUGH WILDER	50	M.	BACK	LAURA VAL	06-18-11	34.41
1:08.77	06-02-07	HUGH WILDER	100	M.	BACK	LAURA VAL	06-18-11	1:17.58
2:34.38	06-06-10	JIM MCCONICA	200	M.	BACK	B BARNETT-SALLEE	08-05-06	2:50.16
33.41	08-15-08	ROBERT STRAND	50	M.	BRST	DEB WALKER	06-11-11	40.87
1:15.42	08-16-08	ROBERT STRAND	100	M.	BRST	DEB WALKER	06-11-11	1:30.66
2:50.77	08-03-08	ROBERT STRAND	200	M.	BRST	DEB WALKER	06-12-11	3:17.24
27.92	08-15-05	RICHARD ABRAHAMS	50	M.	FLY	LAURA VAL	06-18-11	32.98
1:03.03	08-15-05	RICHARD ABRAHAMS	100	M.	FLY	LAURA VAL	06-18-11	1:13.44
2:31.58	06-22-08	FRED SCHLICHER	200	M.	FLY	BARBARA DUNBAR	06-07-09	3:05.07
2:30.72	06-22-08	FRED SCHLICHER	200	M.	I.M.	CHARLOTTE DAVIS	08-03-10	2:52.67
5:30.99	06-22-08	FRED SCHLICHER	400	M.	I.M.	CHARLOTTE DAVIS	08-02-10	6:08.99

***** M E N *****		65-69	***** W O M E N *****				
26.33	08-12-10	RICHARD ABRAHAMS	50	M. FREE	CAROLYN BOAK	08-11-10	31.84
1:00.38	08-12-10	RICHARD ABRAHAMS	100	M. FREE	CAROLYN BOAK	08-12-10	1:12.10
2:18.53	08-15-08	TOM LANDIS	200	M. FREE	CAROLYN BOAK	08-10-10	2:39.05
5:00.26	03-10-07	TOM LANDIS	400	M. FREE	JACKIE MARR	08-17-08	5:46.65
10:25.94	06-10-07	TOM LANDIS	800	M. FREE	JACKIE MARR	08-14-08	11:55.93
20:00.97	04-06-08	TOM LANDIS	1500	M. FREE	JACKIE MARR	06-29-08	23:07.49
32.19	08-09-09	RICHARD BURNS	50	M. BACK	CLARA WALKER	08-23-92	39.85
1:11.32	08-07-09	RICHARD BURNS	100	M. BACK	CLARA WALKER	07-02-91	1:30.97
2:41.76	08-06-09	RICHARD BURNS	200	M. BACK	JACKIE MARR	07-11-09	3:12.42
35.00	08-07-09	KENNETH FROST	50	M. BRST	JOANN LEILICH	08-28-05	43.57
1:18.11	08-06-09	KENNETH FROST	100	M. BRST	JOANN LEILICH	08-13-07	1:36.29
2:59.54	08-09-09	KENNETH FROST	200	M. BRST	JOANN LEILICH	08-28-05	3:26.98
28.68	08-16-08	KEEFE LODWIG	50	M. FLY	JOY WARD	06-10-07	38.47
1:07.34	08-11-10	RICHARD ABRAHAMS	100	M. FLY	CAROLYN BOAK	08-11-10	1:26.17
2:50.18	06-06-09	ROBERT POILETMAN	200	M. FLY	CAROLYN BOAK	08-11-10	3:21.42
2:43.37	08-09-09	RICHARD BURNS	200	M. I.M.	CAROLYN BOAK	08-11-10	3:06.10
6:03.31	06-10-07	TOM LANDIS	400	M. I.M.	CAROLYN BOAK	07-23-10	6:37.45

***** M E N *****		70-74	***** W O M E N *****				
28.53	07-14-07	JEFF FARRELL	50	M. FREE	GAIL ROPER	08-23-99	35.28
1:05.40	08-15-05	CAV CAVANAUGH	100	M. FREE	GAIL ROPER	08-23-99	1:19.94
2:26.20	08-15-08	DAVID RADCLIFF	200	M. FREE	LAVELLE STOINOFF	07-13-03	2:57.28
5:12.05	05-04-01	GRAHAM JOHNSTON	400	M. FREE	LAVELLE STOINOFF	06-28-03	6:11.92
10:45.92	03-24-02	GRAHAM JOHNSTON	800	M. FREE	LAVELLE STOINOFF	08-15-04	12:35.14
20:36.56	08-16-01	GRAHAM JOHNSTON	1500	M. FREE	LAVELLE STOINOFF	07-13-03	24:24.13
35.31	08-17-03	YOSHI OYAKAWA	50	M. BACK	DORIS STEADMAN	06-26-96	42.29
1:19.12	08-08-04	YOSHI OYAKAWA	100	M. BACK	BETSY JORDAN	06-03-07	1:34.84
2:55.19	08-15-05	BURWELL JONES	200	M. BACK	DORIS STEADMAN	08-27-95	3:28.69
37.47	04-21-08	KARL WIEDAMANN	50	M. BRST	JOANN LEILICH	08-07-09	45.67
1:24.71	04-19-08	KARL WIEDAMANN	100	M. BRST	JOANN LEILICH	07-18-09	1:38.78
3:07.50	04-23-08	KARL WIEDAMANN	200	M. BRST	JOANN LEILICH	07-19-09	3:39.59
32.11	08-19-01	RONALD JOHNSON	50	M. FLY	GAIL ROPER	07-09-00	41.26
1:20.52	06-05-10	RICHARD KITCHELL	100	M. FLY	JUNE KRAUSER	06-28-96	1:40.85
3:10.53	07-03-10	RICHARD KITCHELL	200	M. FLY	JUNE KRAUSER	06-28-96	3:39.91
2:58.06	07-06-03	BURWELL JONES	200	M. I.M.	GAIL ROPER	08-08-99	3:32.94
6:32.11	08-02-03	BURWELL JONES	400	M. I.M.	JUNE KRAUSER	06-28-96	7:30.91

***** M E N *****		75-79	***** W O M E N *****				
30.28	07-11-09	DAVID RADCLIFF	50	M. FREE	GAIL ROPER	08-15-05	36.87
1:06.63	07-12-09	DAVID RADCLIFF	100	M. FREE	GAIL ROPER	07-31-05	1:26.36
2:25.66	06-06-09	DAVID RADCLIFF	200	M. FREE	GAIL ROPER	07-31-05	3:13.24
5:17.77	03-07-09	DAVID RADCLIFF	400	M. FREE	JEAN TROY	08-11-02	6:55.62
11:07.90	07-10-09	DAVID RADCLIFF	800	M. FREE	JUNE KRAUSER	09-09-01	14:10.50
21:03.06	07-10-09	DAVID RADCLIFF	1500	M. FREE	JEAN TROY	08-17-03	27:09.75
36.14	08-16-08	YOSHI OYAKAWA	50	M. BACK	DORIS STEADMAN	08-23-99	44.43
1:20.98	06-14-09	BURWELL JONES	100	M. BACK	DORIS STEADMAN	08-23-99	1:39.06
2:57.72	06-13-10	BURWELL JONES	200	M. BACK	DORIS STEADMAN	08-23-99	3:39.41
40.82	06-03-06	JOHN KORTHEUER	50	M. BRST	ANN HIRSCH	08-15-08	51.55
1:34.93	06-03-06	JOHN KORTHEUER	100	M. BRST	ANN HIRSCH	08-10-06	1:50.28
3:32.60	08-15-04	ROBERT MACDONALD	200	M. BRST	ANN HIRSCH	08-10-06	3:59.30
35.66	08-20-00	FRANK PIEMME	50	M. FLY	GAIL ROPER	08-01-04	44.95
1:31.89	05-01-10	BURWELL JONES	100	M. FLY	GAIL ROPER	08-01-04	1:54.14
3:43.56	07-05-92	ANTON CERER	200	M. FLY	JUNE KRAUSER	06-24-01	4:10.69
3:06.58	06-13-09	BURWELL JONES	200	M. I.M.	JUNE KRAUSER	06-24-01	3:48.59
6:48.48	06-14-09	BURWELL JONES	400	M. I.M.	JUNE KRAUSER	06-10-01	7:51.71

***** M E N *****		80-84	***** W O M E N *****				
33.09	05-22-05	FRANK PIEMME	50	M. FREE	GAIL ROPER	03-07-09	38.64
1:16.04	03-12-11	GRAHAM JOHNSTON	100	M. FREE	GAIL ROPER	03-07-09	1:27.55
2:53.74	03-12-11	GRAHAM JOHNSTON	200	M. FREE	JEAN TROY	06-10-07	3:27.26
6:21.59	03-12-11	GRAHAM JOHNSTON	400	M. FREE	JEAN TROY	06-10-07	7:24.53
12:56.50	03-12-11	GRAHAM JOHNSTON	800	M. FREE	JEAN TROY	07-15-07	15:12.94



***** MEN *****					65-69	***** WOMEN *****				
26.33	08/12/2010	USA	RICHARD ABRAHAMS	50	M. FREE	CAROLYN BOAK	USA	08/11/2010	31.84	
1:00.38	08/12/2010	USA	RICHARD ABRAHAMS	100	M. FREE	CHRISTEL SCHULZ	GER	08/19/2005	1:12.00	
2:18.53	08/15/2008	USA	TOM LANDIS	200	M. FREE	CAROLYN BOAK	USA	08/10/2010	2:39.05	
5:00.26	03/10/2007	USA	TOM LANDIS	400	M. FREE	JEN THOMASSON	AUS	04/24/2008	5:43.10	
10:25.94	06/10/2007	USA	TOM LANDIS	800	M. FREE	JEN THOMASSON	AUS	04/18/2008	11:53.17	
20:00.97	04/06/2008	USA	TOM LANDIS	1500	M. FREE	JEN THOMASSON	AUS	07/26/2008	22:40.65	
32.19	08/09/2009	USA	RICHARD BURNS	50	M. BACK	MARGIT OHLSSON	SWE	08/06/2010	37.32	
1:11.32	08/07/2009	USA	RICHARD BURNS	100	M. BACK	MARGIT OHLSSON	SWE	08/05/2010	1:21.81	
2:40.95	02/22/2008	GER	BERND HORSTMANN	200	M. BACK	MARGIT OHLSSON	SWE	08/01/2010	3:03.48	
34.61	09/05/2009	JPN	OSAMU MAEDA	50	M. BRST	MONIKA SENTLEBEN	GER	06/14/2009	41.52	
1:18.11	08/06/2009	USA	KENNETH FROST	100	M. BRST	NOBUKO YASUDA	JPN	06/20/2010	1:33.23	
2:59.54	08/09/2009	USA	KENNETH FROST	200	M. BRST	NOBUKO YASUDA	JPN	08/05/2010	3:24.79	
28.54	06/27/2009	ESP	JOSEP CLARET	50	M. FLY	CHRISTEL SCHULZ	GER	08/06/2006	35.77	
1:07.34	08/11/2010	USA	RICHARD ABRAHAMS	100	M. FLY	CAROLYN BOAK	USA	08/11/2010	1:26.17	
2:47.60	06/20/2009	GBR	DEREK PARR	200	M. FLY	CAROLYN BOAK	USA	08/12/2010	3:21.42	
2:43.37	08/09/2009	USA	RICHARD BURNS	200	M. I.M.	CAROLYN BOAK	USA	08/11/2010	3:06.10	
5:52.79	03/20/2004	NZL	BARRY YOUNG	400	M. I.M.	CAROLYN BOAK	USA	07/23/2010	6:37.45	
***** MEN *****					70-74	***** WOMEN *****				
28.53	07/14/2007	USA	JEFF FARRELL	50	M. FREE	CHRISTEL SCHULZ	GER	01/16/2010	33.57	
1:05.40	08/15/2005	USA	CAV CAVANAUGH	100	M. FREE	YOSHIKO OSAKI	JPN	09/05/2009	1:14.28	
2:26.20	08/15/2008	USA	DAVID RADCLIFF	200	M. FREE	CHRISTEL SCHULZ	GER	08/02/2010	2:48.03	
5:12.05	05/04/2001	USA	GRAHAM JOHNSTON	400	M. FREE	YOSHIKO OSAKI	JPN	07/18/2008	5:54.97	
10:45.92	03/24/2002	USA	GRAHAM JOHNSTON	800	M. FREE	YOSHIKO OSAKI	JPN	11/01/2009	12:13.07	
20:36.56	08/16/2001	USA	GRAHAM JOHNSTON	1500	M. FREE	JANE ASHER	GBR	06/01/2001	24:06.48	
35.31	08/17/2003	USA	YOSHI OYAKAWA	50	M. BACK	PAMELA HUTCHINGS	AUS	04/22/2008	41.10	
1:16.64	04/30/2009	NZL	BARRY YOUNG	100	M. BACK	CHRISTEL SCHULZ	GER	06/12/2010	1:32.02	
2:48.10	03/14/2009	NZL	BARRY YOUNG	200	M. BACK	CHRISTEL SCHULZ	GER	03/13/2010	3:21.23	
37.23	09/05/2009	JPN	YOSHIHIKO OSAKI	50	M. BRST	SHOKO YONEZAWA	JPN	12/04/2005	43.45	
1:24.71	04/19/2008	USA	KARL WIEDAMANN	100	M. BRST	SHOKO YONEZAWA	JPN	06/24/2007	1:37.72	
3:04.79	03/14/2009	AUS	MICHAEL MALONEY	200	M. BRST	SHOKO YONEZAWA	JPN	03/06/2005	3:34.32	
31.49	09/24/2007	JPN	HIROSHI MATSUMOTO	50	M. FLY	CHRISTEL SCHULZ	GER	05/08/2010	37.93	
1:17.32	03/14/2009	NZL	BARRY YOUNG	100	M. FLY	YOSHIKO OSAKI	JPN	07/19/2008	1:34.51	
2:53.86	05/02/2009	NZL	BARRY YOUNG	200	M. FLY	JUNE KRAUSER	USA	06/27/1996	3:39.91	
2:45.60	05/03/2009	NZL	BARRY YOUNG	200	M. I.M.	YOSHIKO OSAKI	JPN	06/21/2008	3:13.19	
5:57.81	05/01/2009	NZL	BARRY YOUNG	400	M. I.M.	YOSHIKO OSAKI	JPN	11/09/2008	6:54.93	
***** MEN *****					75-79	***** WOMEN *****				
30.28	07/11/2009	USA	DAVID RADCLIFF	50	M. FREE	JANE ASHER	GBR	03/03/2006	34.85	
1:06.63	07/12/2009	USA	DAVID RADCLIFF	100	M. FREE	JANE ASHER	GBR	08/05/2006	1:20.15	
2:25.66	06/06/2009	USA	DAVID RADCLIFF	200	M. FREE	JANE ASHER	GBR	04/20/2008	2:56.57	
5:17.77	03/07/2009	USA	DAVID RADCLIFF	400	M. FREE	JANE ASHER	GBR	08/10/2006	6:13.20	
11:07.90	07/10/2009	USA	DAVID RADCLIFF	800	M. FREE	JANE ASHER	GBR	10/22/2006	12:58.94	
21:03.06	07/10/2009	USA	DAVID RADCLIFF	1500	M. FREE	JANE ASHER	GBR	03/03/2006	24:41.76	
36.14	08/16/2008	USA	YOSHI OYAKAWA	50	M. BACK	SHOKO YONEZAWA	JPN	01/17/2010	42.06	
1:20.98	06/14/2009	USA	BURWELL JONES	100	M. BACK	JANE ASHER	GBR	10/21/2006	1:38.62	
2:57.72	06/13/2010	USA	BURWELL JONES	200	M. BACK	JANE ASHER	GBR	06/16/2006	3:34.35	
40.01	07/17/2010	JPN	TETSUO NAKAMARU	50	M. BRST	SHOKO YONEZAWA	JPN	03/06/2010	43.95	
1:29.55	06/20/2010	JPN	TETSUO NAKAMARU	100	M. BRST	SHOKO YONEZAWA	JPN	03/06/2010	1:38.81	
3:28.51	09/24/2007	JPN	SHUNSAKU TAKAHIRA	200	M. BRST	SHOKO YONEZAWA	JPN	03/07/2010	3:41.53	
34.04	01/16/2011	JPN	HIROSHI MATSUMOTO	50	M. FLY	JANE ASHER	GBR	08/06/2006	41.99	
1:26.04	07/19/2008	JPN	TAKASHI HAYASHI	100	M. FLY	JUDIE OLIVER	CAN	04/22/2007	1:47.40	
3:26.28	07/18/2008	JPN	TAKASHI HAYASHI	200	M. FLY	SYLVIA NEUHAUSER	AUT	06/09/2004	4:03.55	
3:06.58	06/13/2009	USA	BURWELL JONES	200	M. I.M.	JANE ASHER	GBR	01/29/2006	3:38.46	
6:48.48	06/14/2009	USA	BURWELL JONES	400	M. I.M.	JANE ASHER	GBR	03/03/2006	7:39.96	
***** MEN *****					80-84	***** WOMEN *****				
32.73	01/19/2002	GER	B.SCHLURIKE	50	M. FREE	GAIL ROPER	USA	03/07/2009	38.64	
1:16.04	03/12/2011	USA	GRAHAM JOHNSTON	100	M. FREE	JANE ASHER	GBR	01/29/2011	1:24.66	
2:53.74	03/12/2011	USA	GRAHAM JOHNSTON	200	M. FREE	JANE ASHER	GBR	03/05/2011	3:07.40	
6:21.59	03/12/2011	USA	GRAHAM JOHNSTON	400	M. FREE	JANE ASHER	GBR	01/29/2011	6:57.31	
12:56.50	03/12/2011	USA	GRAHAM JOHNSTON	800	M. FREE	JANE ASHER	GBR	01/29/2011	13:51.21	
25:59.56	11/09/2008	JPN	HIROSHI YOSHIMURA	1500	M. FREE	MARGERIE MEYER	USA	08/18/2002	29:35.03	
38.41	07/21/2003	JPN	KEIJIRO NAKAMURA	50	M. BACK	BUNNY CEDERLUND	USA	03/29/2002	46.39	
1:26.97	07/21/2003	JPN	KEIJIRO NAKAMURA	100	M. BACK	BETTY LORENZI	USA	08/07/2009	1:47.29	
3:16.82	03/07/2004	JPN	KEIJIRO NAKAMURA	200	M. BACK	JANE ASHER	GBR	03/06/2011	3:50.64	
41.68	09/18/2006	JPN	TOSHIO TAJIMA	50	M. BRST	EDITH BOHM	GER	06/07/2008	53.36	
1:41.02	07/18/2005	JPN	TOSHIO TAJIMA	100	M. BRST	SYLVIA NEUHAUSER	AUT	09/17/2009	1:59.30	
3:47.81	06/23/2007	USA	AL CRAIG	200	M. BRST	SYLVIA NEUHAUSER	AUT	09/19/2009	4:17.76	
40.92	08/15/2005	USA	FRANK PIEMME	50	M. FLY	GAIL ROPER	USA	03/07/2009	47.37	
1:45.50	08/07/2006	USA	THOMAS MAINE	100	M. FLY	SYLVIA NEUHAUSER	AUT	09/16/2009	2:01.54	
3:54.51	08/09/2006	USA	THOMAS MAINE	200	M. FLY	SYLVIA NEUHAUSER	AUT	09/17/2009	4:22.66	
3:32.82	10/22/2005	CZE	JAN ZIEGLER	200	M. I.M.	SYLVIA NEUHAUSER	AUT	09/15/2009	4:18.33	
7:38.09	10/21/2005	CZE	JAN ZIEGLER	400	M. I.M.	JANE ASHER	GBR	01/30/2011	8:21.88	

***** MEN ***** 85-89 ***** WOMEN *****										
33.94	03/02/2008	JPN	KEIJIRO NAKAMURA	50	M.	FREE	OLGA JOHNSON	NZL	03/25/2006	44.70
1:23.25	06/06/2010	USA	FRANK PIEMME	100	M.	FREE	OLGA KOKORINA	RUS	09/18/2009	1:46.13
3:13.78	07/16/2000	JPN	HIKOJI UEKI	200	M.	FREE	MARGERY MEYER	USA	08/13/2007	3:56.11
7:03.07	05/16/2010	USA	FRANK PIEMME	400	M.	FREE	MARGERY MEYER	USA	08/13/2007	8:14.05
14:36.90	04/06/2008	USA	WILLARD LAMB	800	M.	FREE	MARGERY MEYER	USA	07/08/2007	17:09.73
28:35.24	04/06/2008	USA	WILLARD LAMB	1500	M.	FREE	MARGERY MEYER	USA	07/10/2009	32:11.49
39.89	07/18/2008	JPN	KEIJIRO NAKAMURA	50	M.	BACK	BUNNY CEDERLUND	USA	08/10/2006	53.44
1:31.65	03/02/2008	JPN	KEIJIRO NAKAMURA	100	M.	BACK	BUNNY CEDERLUND	USA	08/09/2006	2:06.41
3:28.59	07/19/2008	JPN	KEIJIRO NAKAMURA	200	M.	BACK	EDITH THEIN	ISR	08/29/2003	4:29.16
45.66	06/19/2010	JPN	TOSHIO TAJIMA	50	M.	BRST	OLGA KOKORINA	RUS	09/16/2009	57.24
1:51.79	07/24/2010	USA	FRANK PIEMME	100	M.	BRST	OLGA KOKORINA	RUS	05/31/2009	2:09.75
4:13.81	08/05/2010	GER	KARL HAUTER	200	M.	BRST	OLGA KOKORINA	RUS	05/30/2009	4:43.93
45.63	07/03/2010	USA	FRANK PIEMME	50	M.	FLY	LOIS KIVI NOCHMAN	USA	06/07/2009	1:01.94
1:55.18	08/03/2010	USA	THOMAS MAINE	100	M.	FLY	LOIS KIVI NOCHMAN	USA	08/07/2009	2:23.89
4:15.86	07/11/2010	USA	THOMAS MAINE	200	M.	FLY	LOIS KIVI NOCHMAN	USA	07/25/2009	5:07.64
3:51.20	08/03/2010	USA	THOMAS MAINE	200	M.	I.M.	LOIS KIVI NOCHMAN	USA	08/09/2009	5:11.92
8:21.81	07/11/2010	USA	THOMAS MAINE	400	M.	I.M.	LOIS KIVI NOCHMAN	USA	08/06/2009	10:48.77
***** MEN ***** 90-94 ***** WOMEN *****										
40.72	08/11/2003	USA	WOODY BOWERSOCK	50	M.	FREE	HISAKO KOGA	JPN	10/07/2007	54.97
1:38.05	09/24/2006	JPN	GORO KOBAYASHI	100	M.	FREE	HISAKO KOGA	JPN	10/07/2007	2:00.12
3:54.89	07/19/2004	JPN	TOKUSHI KOMEDA	200	M.	FREE	RITA SIMONTON	USA	07/20/2008	4:19.80
8:13.45	09/26/2004	JPN	TOKUSHI KOMEDA	400	M.	FREE	RITA SIMONTON	USA	08/03/2008	9:04.93
17:54.42	11/03/2005	JPN	TOKUSHI KOMEDA	800	M.	FREE	RITA SIMONTON	USA	08/14/2008	18:53.58
36:47.02	08/22/1993	USA	GUS LANGNER	1500	M.	FREE	RITA SIMONTON	USA	06/01/2008	36:02.20
46.82	07/17/2006	JPN	GORO KOBAYASHI	50	M.	BACK	AILEEN SOULE	USA	08/25/1996	1:03.49
1:45.46	08/09/2006	JPN	GORO KOBAYASHI	100	M.	BACK	AILEEN SOULE	USA	08/25/1996	2:23.23
4:05.77	07/16/2007	JPN	GORO KOBAYASHI	200	M.	BACK	WILLY VAN RYSEL	GBR	03/03/2006	5:17.36
57.20	09/25/2005	JPN	HIROMU YOSHIMOTO	50	M.	BRST	MARIA LENK	BRA	12/18/2005	1:25.91
2:15.43	09/19/2005	JPN	HIROMU YOSHIMOTO	100	M.	BRST	MARIA LENK	USA	08/15/2005	3:12.88
5:17.47	07/18/2005	JPN	HIROMU YOSHIMOTO	200	M.	BRST	BARBARA BOHM	GER	08/05/2010	6:53.97
1:00.30	08/11/2003	USA	WALTER PFEIFFER	50	M.	FLY	RITA SIMONTON	USA	06/01/2008	1:33.12
2:31.03	08/11/2003	USA	WALTER PFEIFFER	100	M.	FLY				
5:51.79	08/11/2003	USA	WALTER PFEIFFER	200	M.	FLY				
5:02.64	02/29/2004	JPN	TOKUSHI KOMEDA	200	M.	I.M.	RITA SIMONTON	USA	08/16/2008	6:30.12
11:19.91	08/11/2003	USA	WALTER PFEIFFER	400	M.	I.M.				
***** MEN ***** 95-99 ***** WOMEN *****										
55.88	08/02/1998	USA	GUS LANGNER	50	M.	FREE	SHIZUE SHIMIZU	JPN	07/17/2006	1:14.38
2:17.59	07/16/2007	JPN	KAZUNAGA AKUTSU	100	M.	FREE	MIEKO NAGAOKA	JPN	06/14/2009	2:56.83
5:13.23	08/23/1998	USA	GUS LANGNER	200	M.	FREE	MIEKO NAGAOKA	JPN	09/25/2009	6:30.34
11:30.53	08/23/1998	USA	GUS LANGNER	400	M.	FREE	MIEKO NAGAOKA	JPN	01/16/2011	13:52.13
22:28.28	08/23/1998	USA	GUS LANGNER	800	M.	FREE	MIEKO NAGAOKA	JPN	06/13/2010	29:29.02
47:30.40	08/23/1999	USA	GUS LANGNER	1500	M.	FREE				
1:01.61	07/16/2010	JPN	TOSHIJI SATO	50	M.	BACK	MIEKO NAGAOKA	JPN	12/06/2009	1:19.05
2:22.83	07/18/2010	JPN	TOSHIJI SATO	100	M.	BACK	MIEKO NAGAOKA	JPN	03/07/2010	2:55.56
5:30.07	07/17/2010	JPN	TOSHIJI SATO	200	M.	BACK	MIEKO NAGAOKA	JPN	03/06/2010	6:29.99
1:10.83	06/19/2010	JPN	HIROMU YOSHIMOTO	50	M.	BRST	MIEKO NAGAOKA	JPN	09/11/2010	2:24.83
2:40.08	06/20/2010	JPN	HIROMU YOSHIMOTO	100	M.	BRST				
5:47.31	06/20/2010	JPN	HIROMU YOSHIMOTO	200	M.	BRST				
2:01.41	06/01/2008	USA	WALTER PFEIFFER	50	M.	FLY				
4:09.52	06/01/2008	USA	WALTER PFEIFFER	100	M.	FLY				
14:05.25	06/01/2008	USA	WALTER PFEIFFER	200	M.	FLY				
8:55.97	06/01/2008	USA	WALTER PFEIFFER	200	M.	I.M.				
17:29.20	06/01/2008	USA	WALTER PFEIFFER	400	M.	I.M.				
***** MEN ***** 100-104 ***** WOMEN *****										
1:40.46	07/09/1994	USA	TOM LANE	50	M.	FREE	MARY MAINA	AUS	10/03/1994	5:10.84
4:05.98	07/09/1994	USA	TOM LANE	100	M.	FREE				
				200	M.	FREE				
				400	M.	FREE				
				800	M.	FREE				
				1500	M.	FREE				
1:50.73	07/09/1994	USA	TOM LANE	50	M.	BACK				
4:13.84	07/09/1994	USA	TOM LANE	100	M.	BACK				
9:04.31	07/09/1994	USA	TOM LANE	200	M.	BACK				
				50	M.	BRST				
				100	M.	BRST				
				200	M.	BRST				
				50	M.	FLY				
				100	M.	FLY				
				200	M.	FLY				
				200	M.	I.M.				
				400	M.	I.M.				

\*\*\*\*\* RELAY 200 M. FREE - WOMEN \*\*\*\*\*  
 100-119 GOLD RUSH JPN 10/08/2006 1:51.41  
 NAHOMI SHIRATA AKIKO YAMAMOTO  
 ARISA NAKAMURA MIHO OKUHARA  
 120-159 GOLD RUSH JPN 10/02/2005 1:50.94  
 MIHO OKUHARA NAHOMI SHIRATA  
 CHIHIRO SAITO YUKIKO OZAWA  
 160-199 TEAM TYR USA 08/08/2006 1:48.44  
 SHERI HART COLLETTE SAPPEY  
 ANNA PETTIS-SCOTT SUSAN VON DER LIPPE  
 200-239 CAPE TOWN MASTERS RSA 03/19/2011 1:56.04  
 SANDERINA KRUGER CECILIA STANFORD  
 MARCELLE STRAUSS EDITH OTTERMANN  
 240-279 PERU MASTERS PER 11/27/2009 2:11.16  
 ROSARIO VIVANCO ROSA MARIA MUCANOVICH  
 ANALIA MAUGERE AIDA DAVIS  
 280-319 JUEI CLUB JPN 07/17/2006 2:33.19  
 TERUKO NISHISAKO MIYOKO IMURA  
 MIEKO KAMOSHITA YURIKO NAGAMATSU  
 320-359 BIG S YOKOHAMA JPN 07/19/2010 3:07.18  
 SHOKO YONEZAWA SHIGEKO TANAKA  
 RITSUKO IWAIZUMI MIEKO KAMOSHITA  
 360-399

\*\*\*\*\* RELAY 400 M. FREE - WOMEN \*\*\*\*\*  
 100-119 SPENCER SWIM TEAM GBR 06/20/2010 4:26.80  
 KRISTY HODD TRACEY WORTHY  
 MELANIE SMITH LAURE BACHER-FUENTES  
 120-159 OTTER SC GBR 06/19/2010 4:13.17  
 NATALIE EFFEMEY GINA HOBSON  
 HELEN PRENTICE MICHELLE SENEAL  
 160-199 AZ&PC NED 05/09/2010 4:28.33  
 MARJA BLOEMZAAD PETRA FROWIJN  
 ATIE PIJTAK-RADERSMA LIDIA VAN BON  
 200-239 CALGARY WINTER CLUB CAN 05/23/2010 4:34.90  
 KRISTIN DAWSON-JONES KATHY HILLAND  
 SHELLY WEARMOUTH GAIL AMUNDRUD  
 240-279 OREGON MASTERS USA 08/07/2010 5:23.10  
 KAREN ANDRUS-HUGHES JOY WARD  
 LORI LAMOUREUX BARBARA FRID  
 280-319 VIRGINIA MASTERS SWI USA 08/22/2010 6:07.55  
 JOHNNIE DETRICK LAURA WALKER  
 BETH SCHREINER BETSY DURRANT  
 320-359 BIG S YOKOHAMA JPN 06/20/2010 7:39.35  
 MASAE KURATA SHIGEKO TANAKA  
 RITSUKO IWAIZUMI MIEKO KAMOSHITA  
 360-399

\*\*\*\*\* RELAY 800 M. FREE - WOMEN \*\*\*\*\*  
 100-119 SPENCER SWIM TEAM GBR 06/19/2010 9:39.13  
 LAURE BACHER-FUENTES KIRSTY HODD  
 MELANIE SMITH TRACEY WORTHY  
 120-159 OTTER SC GBR 06/18/2010 9:18.66  
 NATALIE EFFEMEY GINA HOBSON  
 HELEN PRENTICE MICHELLE SENEAL  
 160-199 WV WUNSTORF GER 04/23/2010 10:02.29  
 SYLVIA HAAK KATHRIN LAZAR  
 CORINNA KRIETSCH DORIT GIERKE  
 200-239 GOLD COAST MASTERS USA 08/21/2010 10:14.12  
 PAT SARGEANT CELION DEVANNEY  
 PEGGY MCDONNELL BIRGIT LOHBERG  
 240-279 GOLD COAST MASTERS USA 08/21/2010 12:05.24  
 CATHY MANCINO JEANNIE MITCHELL  
 BECKY WILLMAN MAUREEN HUGHES  
 280-319 VIRGINIA MASTERS SWI USA 08/21/2010 13:43.35  
 JOHNNIE DETRICK LAURA WALKER  
 BETH SCHREINER BETSY DURRANT  
 320-359

360-399

\*\*\*\*\* RELAY 200 M. MEDLEY - WOMEN \*\*\*\*\*  
 100-119 GOLD RUSH JPN 10/08/2006 2:04.99  
 NAHOMI SHIRATA MEGUMI MASEDA  
 AKIKO YAMAMOTO MIHO OKUHARA  
 120-159 GOLD RUSH JPN 08/08/2006 2:04.02  
 NAHOMI SHIRATA MIHO OKUHARA  
 CHIHIRO SAITO YUKIKO OZAWA  
 160-199 TEAM TYR USA 08/08/2006 2:04.75  
 JENNIFER STEIN SUSAN VON DER LIPPE  
 BETSY CLEARY COLLETTE SAPPEY  
 200-239 OREGON MASTERS USA 08/17/2008 2:10.98  
 KAREN ANDRUS-HUGHES BECKY OBLETZ  
 ARLENE DELMAGE ROBIN PARISI  
 240-279 SG NEUKOLLN BERLIN GER 08/04/2010 2:30.49  
 ANTJE STILLE MONIKA SENFLEBEN  
 BRIGITTE MERTEN RUTH STUBERT  
 280-319 SPENCER SWIM TEAM GBR 06/21/2009 2:57.65  
 GRACE ISAAC MURIEL HITCHCOCK  
 DIANE FORD JEAN HOWARD-JONES  
 320-359 BIG S YOKOHAMA JPN 06/12/2010 3:49.43  
 MIEKO KAMOSHITA SHOKO YONEZAWA  
 MASAE KURATA RITSUKO IWAIZUMI  
 360-399

\*\*\*\*\* RELAY 400 M. MEDLEY - WOMEN \*\*\*\*\*  
 100-119 SPENCER SWIM TEAM GBR 06/20/2010 4:53.52  
 MELANIE SMITH TRACEY WORTHY  
 KIRSTY HODD LAURE BACHER-FUENTES  
 120-159 TEAM DASH JPN 06/20/2010 5:00.23  
 YAYOI SAKAMOTO MIYUKI SHIMAZAKI  
 NASA SANMIYA KIYOMI SAKAI  
 160-199 AZ PC NED 03/27/2010 5:09.26  
 HENRIETTE VAN NORDEN F.HEIJDEMAN-DURAN  
 MARJA BLOEMZAAD L.VAN BON-ROSENBRAND  
 200-239 GOLD COAST MASTERS USA 08/21/2010 5:20.67  
 MAUREEN HUGHES BIRGIT LOHBERG  
 DALE LECLAIR PAT SARGENT  
 240-279 ISLAND TAKATSUKI JPN 06/19/2010 6:15.48  
 KAZUE OZAKI HITOMI UMEMOTO  
 MICHIKO OTO HISAKO SATO  
 280-319 SPENCER SWIM TEAM GBR 01/30/2011 7:06.59  
 GRACE ISAAC MURIEL HITCHCOCK  
 DIANE FORD ROMA KIELY  
 320-359 SUIEKAI JPN 06/20/2010 13:39.39  
 KINUYO ISHIKAWA TOSHIKO AMANO  
 SUMIKO UENAMI CHIYOKO TAKIZAWA  
 360-399

***** RELAY 200 M. FREE - M E N *****	***** RELAY 200 M. MEDLEY - M E N *****
100-119 MAC-MINA RENE LEITE DANIEL BELINI	100-119 MOBI DICK JAIME SUMIDA EDUARDO FISCHER
120-159 SCAQ MATTHEW CORNUE ERIK TOLMACHOFF	120-159 VFL SINDELFFINGEN HARALD MAISCH CHRISTOPH SCHONLEBER
160-199 TEAM TYR MATTHEW EISENHUTH RICHARD SAEGER	160-199 TEAM TYR RICH SAEGER PAUL SMITH
200-239 COLORADO JACK GROSELLE STEVE WOOD	200-239 COLORADO STEVE WOOD TRIP HEDRICK
240-279 OREGON MASTERS MIKE TENNANT ROBERT SMITH	240-279 OREGON WES EDWARDS BERT PETERSEN
280-319 GOLD DAVID QUIGGIN DAVID MCINTYRE	280-319 SAN DIEGO SWIM MASTE VINUS VAN BAALEN KEEFE LODWIG
320-359 JUEI CLUB SHOICHI SHIDA KATSUZO SHIRAYAMA	320-359 JUEI CLUB KEIJIRO NAKAMURA IKURO SHIMONO
360-399 JUEI CLUB ISAMU TAMURA TOKUSHI KOMEDA	360-399 NISHINOMIYA SUMIRE TOSHIO YURI TAKESHI YASUKAWA
***** RELAY 400 M. FREE - M E N *****	***** RELAY 400 M. MEDLEY - M E N *****
100-119 MAC-NINA RODRIGO TRIVINO LUIS NOGUTI	100-119 MAC-NINA RODRIGO TRIVINO LUIZ MARTIUS
120-159 OTTER SC DAVID ROBERTS JOHN TALBOTT	120-159 OTTER SC ANDREW AITKEN DAVID WARREN
160-199 LAHDEN KALEVA JANNE VIRTANEN TERO MATKANIEMI	160-199 CWC MAEBASHI HIROSHI SHIBUYA HIDETOSHI AMAGASA
200-239 GLOUCESTER MASTERS JOHN ANDERSON COLIN STEPHENSON	200-239 ALL-STARS SC ALEXEY VLASENKO ALEXANDER VOZNYAK
240-279 MASTER CEARA VLADIMIR RIBEIRO PAULO MOTTA	240-279 VENTURA COUNTY MASTE JIM MCCONICA HUBIE KERNS
280-319 FLUMINENSE FC GYORGY PAVETITS RINALDO FERREIRA	280-319 FLUMINENSE FC HENRIQUE FLANZER GYORGY PAVETITS
320-359 WARRINGAH GRAHAM HANNON THOMAS RYAN	320-359 OREGON ROBERT SMITH ANDREW HOLDEN
360-399	360-399
***** RELAY 800 M. FREE - M E N *****	
100-119 DRESDNER SCHWIMMGEME CHRISTIAN PFEIFER THOMAS MOSCHKE	GER 12/04/2010 8:35.05 RALF HILDEBRANDT JAN TSCHERNITSCHKEK
120-159 OTTER SC DAVID WARREN MATTHEW BURGHAM	GBR 06/18/2010 8:27.22 JOHN TALBOTT ROBERT WILLIAMS
160-199 WSV SPEYER JENS BRIEGEL KARSTEN DELLBRUCKE	GER 04/23/2010 8:47.89 JOSEF HLADKY CHRISTOF GROH
200-239 SG DORTMUND MARKUS REINHARDT GERD KEITMANN	GER 04/23/2010 9:20.61 JORG BUDDENHORN VOLKER RUMPEL
240-279 VENTURA COUNTY MASTE JIM MCCONICA JOHN DERR	USA 05/16/2010 9:35.14 HUBIE KERNS GLENN GRUBER
280-319 MICHIGAN MASTERS WALLY DOBLER ERIK LOKENSGARD	USA 07/11/2010 12:23.90 FRANK CODY JOE BUYS
320-359	
360-399	

\*\*\*\*\* RELAY 200 M. FREE - MIXED \*\*\*\*\*

100-119 OAHU CLUB JPN 07/17/2006 1:41.66  
 KOHEI KAWAMOTO ISUZU MAEDA  
 HITOMI MATSUDA SHUNSUKE ITO

120-159 SV WASSERFREUNDE 189 GER 08/04/2010 1:42.10  
 SILKE IHSEN TIMO NOLTE  
 NINA-CHRISTIN WINTER STEPHAN KUNZELMANN

160-199 TEAM TYR USA 08/08/2006 1:42.27  
 JOHN SMITH RICH SAEGER  
 COLLETTE SAPPEY SHERI HART

200-239 COLORADO USA 08/08/2006 1:44.96  
 TRIP HEDRICK KIM CROUCH  
 KATHY GARNIER RICHARD ABRAHAMS

240-279 GOLD COAST MASTERS USA 08/10/2008 1:56.99  
 PAT SARGEANT DEBBIE CAVANAUGH  
 CAV CAVANAUGH DAVID QUIGGIN

280-319 JUEI CLUB JPN 07/21/2003 2:15.88  
 SHOICHI SHIDA TERUKO NISHISAKO  
 MIYOKO IMURA KEIJIRO NAKAMURA

320-359 JUEI CLUB JPN 07/17/2006 2:37.10  
 ISAMU TAMURA MIEKO KAMOSHITA  
 YURIKO NAGAMATSU KEIJIRO NAKAMURA

360-399 NISHINOMIYA SUMIRE JPN 07/18/2005 4:18.13  
 KAZUNAGA AKUTSU SUMI SHIMOI  
 HIDEKO HANADA HIROMU YOSHIMOTO

\*\*\*\*\* RELAY 200 M. MEDLEY - MIXED \*\*\*\*\*

100-119 OAHU CLUB JPN 07/17/2006 1:51.99  
 TSUYOSHI KITASHITA HITOMI MATSUDA  
 KOHEI KAWAMOTO ISUZU MAEDA

120-159 SV WASSERFREUNDE 189 GER 08/04/2010 1:53.92  
 TINA MOLLENHAUER TIMO NOLTE  
 NINA-CHRISTIN WINTER STEPHAN KUNZELMANN

160-199 POLISPORTIV ITA 06/07/2004 1:56.86  
 PAOLO FELOTTI SABRINA SEMINATORE  
 ROBERTO TARRICONE MARIA ALWINE EDER

200-239 SAN DIEGO SWIM MASTE USA 08/15/2005 2:02.32  
 KARLYN PIPES-NEILSEN CAROLINE KRATTLI  
 SCOTT LAUTMAN VINUS VAN BAALEN

240-279 TAMALPAIS AQUATIC MA USA 08/08/2009 2:09.06  
 RICHARD BURNS KENNETH FROST  
 LAURA VAL BARBARA WHEELER

280-319 ST KANSAI JPN 09/06/2009 2:26.90  
 YOSHIKO OSAKI YOSHIHIKO OSAKI  
 YOSHIYUKI FUNAHASHI FUSAKO HIROOKA

320-359 JUEI CLUB JPN 07/19/2009 3:15.58  
 KEIJIRO NAKAMURA SHOICHI SHIDA  
 SETSUKO KOBAYASHI MIEKO KAMOSHITA

360-399

\*\*\*\*\* RELAY 400 M. FREE - MIXED \*\*\*\*\*

100-119 OTTER SC GBR 06/19/2010 4:06.95  
 MATTHEW BURGHAM HELEN PRENTICE  
 CATHERINE DOBSON BEN THOMAS

120-159 POWERPOINTS AUS 05/02/2010 3:58.23  
 JENNIE BUCKNELL JAMES JACKMAN  
 KELLY HIGGINS MARK THOMPSON

160-199 TOKYO SC JPN 10/16/2010 4:06.97  
 YUKA FURUKAWA KEITA MATSUI  
 JUNKO NAKANO JEROME LAUDOUAR

200-239 PACIFIC NORTHWEST USA 07/11/2010 4:24.95  
 CHARLOTTE DAVIS LISA DAHL  
 ALAN BELL RICK COLELLA

240-279 OREGON MASTERS USA 08/08/2010 5:00.61  
 DOUG BROCKBANK KAREN ANDRUS-HUGHES  
 ROBERT SMITH GINGER PIERSON

280-319 ISLAND TAKATSUKI JPN 06/19/2010 5:43.22  
 NOBUKO NITTA HISAKO SATO  
 SEIZO YASUTOMI SHINGO YAMAMOTO

320-359 MICHIGAN MASTERS USA 07/11/2010 7:59.10  
 MITCHELL JACQUE WILLIAM CLEMONS  
 LOIS KIVI NOCHMAN LAURA GOGOLA

360-399

\*\*\*\*\* RELAY 400 M. MEDLEY - MIXED \*\*\*\*\*

100-119 SPENCER SWIM TEAM GBR 06/20/2010 4:44.41  
 MELANIE SMITH ALEXANDER CHKLR  
 JASON ELLIS LAURE BACHER-FUENTES

120-159 OTTER SC GBR 06/20/2010 4:29.63  
 CATHERINE DOBSON DAVID WARREN  
 GINA HOBSON DAVID ROBERTS

160-199 SG STADTWERKE GER 06/12/2010 4:38.94  
 ANJA HANZ MICHAEL PLATZ  
 ANDRE WRASSE KATJA OTTO

200-239 OREGON MASTERS USA 08/07/2010 4:54.71  
 KAREN ANDRUS-HUGHES JAMES CORBEAU  
 LAURA WORDEN BRENT WASHBURNE

240-279 OREGON MASTERS USA 06/05/2010 5:03.74  
 KAREN ANDRUS-HUGHES ALLEN STARK  
 COLETTE CRABBE DAVID RADCLIFF

280-319 ISLAND TAKATSUKI JPN 06/20/2010 6:28.13  
 KEIKO FUJIMOTO KIHEI YOSHIMURA  
 MICHIKO OTO SHINGO YAMAMOTO

320-359 FLORIDA MAVERICKS USA 06/12/2010 8:08.47  
 PAUL HUTINGER ROBERT MACDONALD  
 PATRICIA TULLMAN JEAN TROY

360-399

\*\*\*\*\* RELAY 800 M. FREE - MIXED \*\*\*\*\*

100-119 SPENCER SWIM TEAM GBR 06/20/2010 9:23.78  
 ALEXANDER CHKLR MELANIE SMITH  
 KIRSTY HODD JASON ELLIS

120-159 OTTER SC GBR 06/20/2010 8:57.53  
 DAVID WARREN GINA DOBSON  
 MICHELLE SENEAL JOHN TALBOTT

160-199 MISSION VIEJO MASTER USA 07/03/2010 9:30.78  
 ANDY FUJIMOTO CYNTHIA LEWIS  
 KELLY RICHELL JAMES BERGEN

200-239 SYSM USA 06/11/2010 9:27.80  
 BILL BRENNER KEVIN MCCORMACK  
 ELLEN BENNETT ELENE KAY JONES

240-279 TAMALPAIS AQUATIC MA USA 07/09/2010 10:09.67  
 RICHARD BURNS BARBARA WHEELER  
 LAURA VAL KENNETH FROST

280-319 WARRINGAH MASTERS AUS 07/18/2010 14:04.72  
 JENNIFER MCLEAN NOEL PETERS  
 SUZANNE LEVETT BILL HARRIS

320-359 MISSION VIEJO MASTER USA 07/03/2010 17:48.31  
 MAURINE KORNFELD ROBERT ROLPH  
 RUDOLF GRAEF MARGRIT GRAEF

360-399

# USA Swimming Olympic Trials and USMS Summer Nationals Together in 2012



## WHY COME TO OMAHA?

- ★ Race in the Olympic Trials pool, THE FASTEST pool in the world
- ★ Affordable travel and affordable hotels next to the venue
- ★ Thursday through Sunday USMS Summer Nationals schedule
- ★ Teams with 20 or more get reserved seating near the pool

## SCHEDULE OF EVENTS

- ★ USA Swimming Olympic Trials\* *June 25–July 2, 2012*
- ★ Swim Clinic with Olympians & warm up *July 3, 2012*
- ★ Myrtha Pools Tour & warm up *July 4, 2012*
- ★ USMS Summer Nationals\*\* *July 5-8, 2012*

*\*Trials tickets available at [usaswimming.org](http://usaswimming.org)*

*\*\*Travel information available at [usms.org](http://usms.org)*



# Facility Map

## Auburn University Campus Map

Parking Information and Directions  
JEM Aquatics Center is building 98.

USMS Parking is located in the lot to the east of the Aquatics Center.

### Driving Directions:

From I-85: ATL/MGM/CSG  
Take Exit 51

Drive North on S College towards Auburn/Auburn University

Turn Left on S. Donahue Dr

Follow the Tiger Tracks to Campus  
Parking will be located on your left across from the Baseball Stadium.

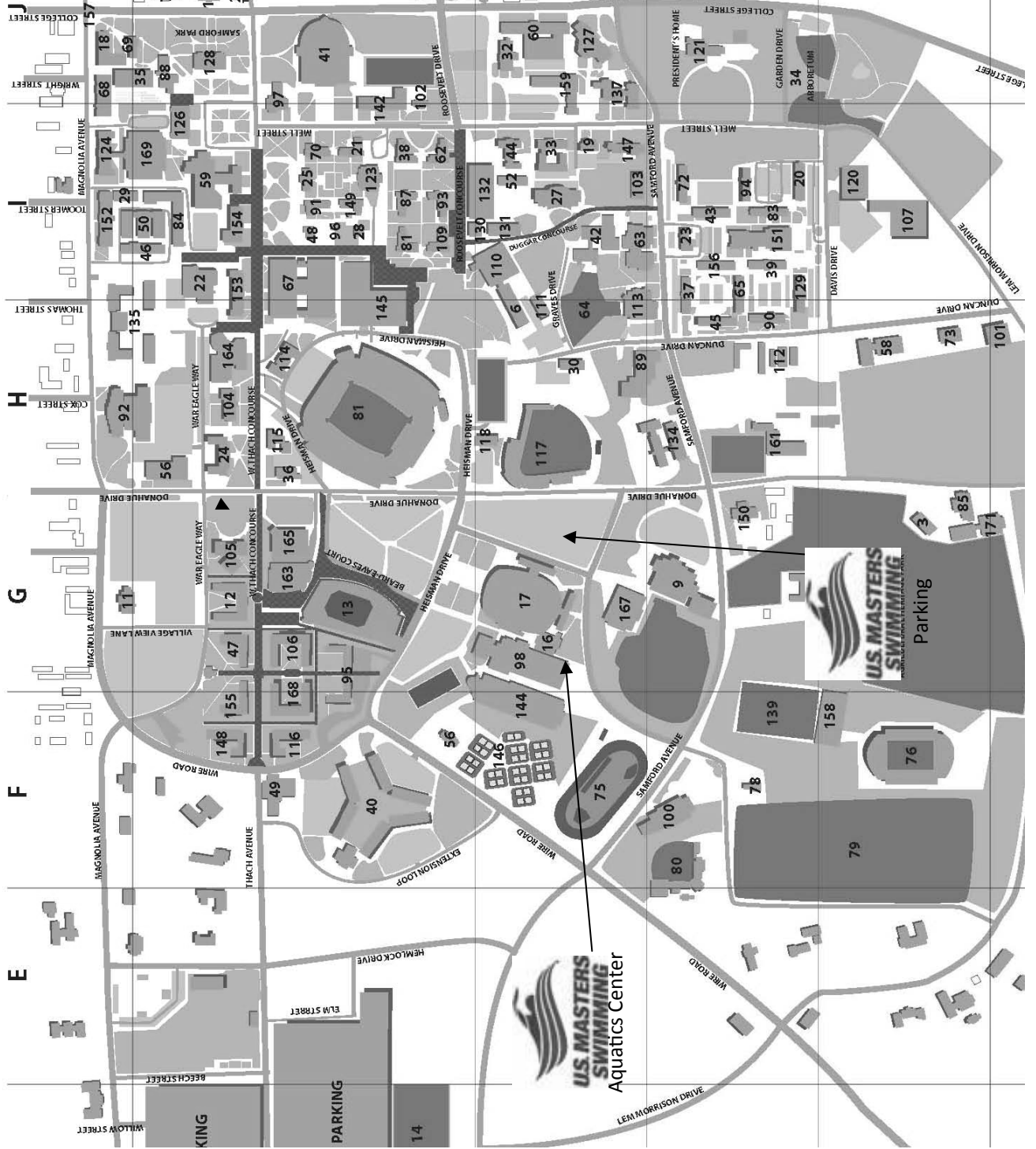
From US-280: BHM

Turn South on AL-147 towards Auburn/Auburn University (5.0 miles)

Turn Right on W Magnolia Ave

Turn Left on to S. Donahue Dr

Parking will be located on your right across from the Baseball Stadium





See you at the USMS 2012 Spring Nationals in Greensboro, N.C.

