



**2012**



**U.S. MASTERS  
SWIMMING**

**SPRING NATIONALS**  
GREENSBORO, NORTH CAROLINA • APRIL 26-29



# Time Line

Women's Start Times	Event	Men's Start Times
<b>Thursday, April 26, 2012</b>		
8:00 a.m.	Mixed 1000 free (deck seeded)	8:00 a.m.
11:10 a.m.	Mixed 1650 free (deck seeded)	11:10 a.m.
	<i>Approximate finish time 3:50 p.m.</i>	
<b>Friday, April 27, 2012</b>		
7:50 a.m.	Opening ceremonies	
8:00 a.m.	400 IM (deck seeded)	8:45 a.m.
9:30 a.m.	30 minute warm-up in competition pool	
10:00 a.m.	Ransom Arthur Award announcement	
10:10 a.m.	100 butterfly	10:30 a.m.
10:55 a.m.	200 freestyle	11:45 a.m.
12:45 p.m.	50 breaststroke	1:00 p.m.
1:25 p.m.	100 backstroke	1:55 p.m.
2:30 p.m.	Mixed 200 freestyle relay	2:30 p.m.
	<i>Approximate finish time 3:00 p.m.</i>	
<b>Saturday, April 28, 2012</b>		
8:00 a.m.	Women's 500 freestyle (deck seeded)	
9:50 a.m.	30 minute warm-up in competition pool	
10:20 a.m.	100 IM	10:55 a.m.
11:45 a.m.	200 backstroke	12:25 p.m.
1:10 p.m.	100 breaststroke	1:35 p.m.
2:10 p.m.	50 freestyle	2:40 p.m.
3:15 p.m.	200 butterfly	3:40 p.m.
4:10 p.m.	Mixed 200 medley relay	4:10 p.m.
4:45 p.m.	200 freestyle relay	5:00 p.m.
	<i>Approximate finish time 5:25 p.m.</i>	
<b>Sunday, April 29, 2012</b>		
	Men's 500 freestyle (deck seeded)	8:00 a.m.
9:40 a.m.	30 minute warm-up in competition pool	9:40 a.m.
10:10 a.m.	200 medley relay	10:30 a.m.
10:50 a.m.	50 butterfly	11:05 a.m.
11:35 a.m.	200 breaststroke	12:10 p.m.
12:50 p.m.	50 backstroke	1:10 p.m.
1:30 p.m.	100 freestyle	2:00 p.m.
2:40 p.m.	200 IM	3:15 p.m.
	<i>Approximate finish time 3:50 p.m.</i>	

This Time Line is only a guide to swimmers for use in determining the approximate start of all events. We may run ahead of or behind the estimate. It is the responsibility of all swimmers to get to the pool well before their event and be behind the blocks before their event starts.

# Welcome to

Greensboro, N.C.  
and the

# 2012

# U.S. Masters Swimming

Spring National Championship





Dear Masters Swimmers and Fans:

On behalf of your Host Committee and Masters swimmers across our state, we welcome you to North Carolina and to the fabulous, new Greensboro Aquatic Center!

Our Host Committee has worked diligently over the past two years to make sure your swims are the best and your stay in Greensboro is memorable. In addition to the outstanding venue, we offer you social activities and a very convenient arrangement where the pool, hotels, restaurants, retail shops, and entertainment areas are all within just a few minutes of each other. You will be connected to each by our efficient meet shuttle system.

We believe the best part of your 2012 Masters Championships could be our outstanding volunteers. As you are no doubt aware, volunteers are essential to successfully staging U.S. Masters Swimming's largest event. And our volunteers here in Greensboro are known for being exceptionally courteous and helpful, traits no doubt reflecting that warm Southern hospitality for which we are held in high regard.

Our entire host team of over 500 volunteers stands ready to make your 2012 U.S. Masters Swimming Spring Nationals experience second to none. After all, we want you to have such good times--both in the pool and out, that you want to come back often.



Hill Carrow & Don Gilchrist  
Co-Meet Directors



WELCOME TO GREENSBORO!

On behalf of the Greensboro Convention and Visitors Bureau, the Greensboro Sports Commission and the citizens of Greensboro, we would like to extend a warm and cordial welcome to the attendees of the *2012 United States Masters Swimming Spring Nationals*.

We are extremely proud of the new state-of-the-art Greensboro Aquatic Center and hope that the swimming experience is one of the very best in event history. When not in and around the water, please take time to explore the many treasures Greensboro has to offer. We are rich in culture and recreation, and offer some of the finest shopping experiences in North Carolina.

Again, for those who are visiting, we welcome you to Tournament Town! We hope your stay here will be pleasant and we encourage your return.

Sincerely,

A handwritten signature in black ink that reads "Henri Fourrier".



Henri Fourrier  
President  
Greensboro Convention &  
Visitors Bureau

A handwritten signature in black ink that reads "Kim Strable".



Kim Strable  
President  
Greensboro Sports Commission

**2012**



**U.S. MASTERS  
SWIMMING**

**HIGH PERFORMANCE  
CAMP**

**AUGUST 25-AUGUST 30, 2012**

**Join USMS top-tier coaches right here at the state-of-the-art Greensboro Aquatic Center as they help take your Masters swimming to the next level! Improve your strokes and flexibility, learn about nutrition and race psychology, gain new knowledge about your swimming and fitness, and enjoy training and learning with USMS swimmers from around the country!**

This year's coaches are:

- **Frank Marcinkowski** of Curl Burke Masters
- **Stu Kahn** of Davis Aquatic Masters
- **Chad Durieux** of Rose Bowl Masters (2012 USMS Coach of the Year!)
- **Cokie Lepinski** of Symnut Masters

**An application can be found in your Spring Nationals Goody Bag. Applications are due May 15th and you will be notified of acceptance by June 1st. Don't wait, apply now!**

**Hosted By:**



A US Masters Swimming  
Community Partner



GREENSBORO AQUATIC CENTER

**For more information, visit [www.trianglesportscommission.com](http://www.trianglesportscommission.com)**



WELCOME!

On behalf of the City Council and the citizens of Greensboro, I would like to extend a warm and cordial welcome to the athletes and guests of *US Masters Swimming*.

The City of Greensboro looks forward to serving as host to the participants of the *2012 US Masters Spring Nationals* being held April 26-29, 2012. Greensboro has many amenities to offer and we hope your group will take full advantage. We believe our modern and conveniently located conference facilities are second to none in quality, service, and comfort. From hotels, restaurants, and shopping to historical and cultural attractions, I am certain Greensboro will have something for everyone.

If we, in city government, may be of any assistance with your event plans, please let us know. Again, we welcome you to our City! We hope your stay in Greensboro will be a pleasant one and we encourage your return.

Sincerely,

Robert V. Perkins  
Mayor



# Thank You to Our Local Sponsors

PLATINUM

**RIAZZI RHYNE & SWAIM**  
INVESTMENT GROUP

*of Wells Fargo Advisors*

GOLD



SILVER



## EVENT SPONSORS

100 Men's Freestyle	Sponsored by Craig Walker	In loving memory of John Frank Walker, Varsity Swimmer, 1928-29, Harrison High School, Chicago
1650 Women's Freestyle	Reston Masters Swim Team	Host of the 2012 Jim McDonnell Lake Swims
1650 Men's Freestyle	Reston Masters Swim Team	Join us for the 2012 Jim McDonnell Lake Swims
200 Women's Butterfly	Larry Hartley In the name of Cindy Hartley	"Cindy: Thank you for 25 great years together. Here is to 25 more! Love always, Larry"
200 Men's and Women's IM's	Triangle Sports Commission	Improve your strokes at the 2012 USMS High Performance Camp, Aug. 25-30, Greensboro Aquatic Center
400 Men's IM	Larry Hartley	Larry S. Hartley, Board Certified Specialist in Elder Law, Strauss & Associates PA, Asheville, NC 828-258-0994
200 Men's and Women's Freestyle Relays	Greensboro Sports Commission	Proud of the great volunteer team that has come together to host Spring Nationals
200 Women's Medley Relays	Greensboro Convention & Visitors Bureau	Honored to serve as the housing bureau for the 2012 USMS Spring Nationals



# 2012 USMS Spring Nationals Host Committee

## MEET DIRECTORS

Hill Carrow  
Don Gilchrist

## U.S. MASTERS

### SWIMMING

Nadine Day  
Rob Butcher  
Tracy Grilli  
Kyle Deery  
Laura Hamel  
Jim Matysek  
LMSC for North Carolina

## USMS CHAMPIONSHIP COMMITTEE

Jeff Roddin  
Lisa Watson

## GROUP SUPPORTERS

Greensboro Central YMCA  
Age Group & Masters  
Greensboro Swimming Ass'n  
Age Group & Masters  
Grimsley High School  
Swim Team  
High Point Swim Club  
PACE Masters  
Raleigh Area Masters  
Rocky Mount YMCA  
Masters  
Southwest Guilford High  
School Swim Team  
Triad Masters

## SPONSORS

### Platinum:

Riazzzi, Rhyne, and Swaim

### Gold:

Sports & Properties, Inc.

### Silver:

Thermo King Central  
Carolinas  
Sunrise Technologies

## EVENT SPONSORS

Craig Walker  
Reston Masters Swim Team  
Larry Hartley  
Cindy Hartley  
Triangle Sports Commission

## COMMUNITY HOSTS

Greensboro Sports  
Commission  
Greensboro Coliseum Complex  
Greensboro Aquatic Center  
Greensboro CVB  
Greensboro Sports Council/  
Tournament Host Committee

## LOCAL LEADERSHIP

### TEAM

Matt Brown  
Scott Johnson  
Eric Smith  
Scott Polkinhorn  
Matthew McNellis  
Andrew Brown  
Susan Braman  
Christy Daugherty  
Kelsi Oliver  
Kim Strable  
Demp Bradford  
Karah Jennings  
Henri Fourrier  
Brian Ambuehl  
Karl Quinn  
Marc Bush  
Richard Beard

## OFFICIALS

Pat Baker  
George Bare  
Rick Biggs  
Joel Black  
Thornton Burnette  
Tom Cox  
Dave Diehl  
Charlotte Disher  
Marilyn Duman  
Allen Hillman  
Mike Hoffer  
Alan Jaffee  
Thomas R. Knox  
Mark Marshfield  
Trish Martin  
Lynn (Al) Ness  
Patrick Nunan  
Fred Pigott  
Deb Reubel  
Bill Rhyne  
Ed Saltzman  
Herb Schwab  
Michelle Shoemaker

Wayne Shulby  
Jim Slaughter

## HOST HOTELS

Sheraton Greensborol  
Baymont Inn & Suites  
Best Western Plus  
Comfort Suites Four Seasons  
Doubletree Hotel Greensboro  
Drury Inn & Suites  
Hampton Inn Four Seasons  
Marriott Greensboro  
Park Lane Hotel

## KEY VOLUNTEERS

Beverly Amick  
John Bagot  
Kyle Bain  
Kristie Beckner  
Rick Rober  
Laurie Ann Bober  
Tracy Bodenheimer  
Sarah Bodin  
Laura Boone  
Missy Bowers  
Karl Bowman  
Barbara Braswell  
Tom Brewer  
Sandra Cathey  
Gerry Chapman  
Matthew Clancy  
Cathy Cole  
Maureen Corcoran  
John Cothren  
Ralph Cummings  
Harry DeLong  
Connie D'Englere  
Matthew Davis  
Pat Dockendorf  
Doug Fletcher  
Ali Fouts  
Margaret Godwin  
Joseph Gosha  
Meganne Gould  
Julie Greene  
Monty Hagler  
Rich Haney  
Tom Harden  
Sue Haugh  
Andy Hitchcock  
Angela Henry  
Heleen Hogan  
Jay Holshouser

Liz Horne  
Cass Jones  
Bill Jowes  
Maryellen Kammer  
Lynne Klauer  
Jon Klein  
Shanae Knox  
Angelo Kontoulas  
Debbie Leach  
Jamie Lease  
Gary Lowell  
Samantha Magill  
Susan Massengale  
Bill McCrea  
Frances McEachran  
Frank McGrath  
Mark Medendorp  
Jamie Miller  
Myles Nelligan  
Danielle Newton  
Ted Oliver  
Vickie Payton  
Donald Putney  
Diane Quinllen  
Joe Rhyne  
Anita Richardson  
Andrew Richelson  
John Riley  
Erika Robbins  
Nancy Seay  
George Simon  
Libby Skinner  
Douglas Slater  
Jane Stewart  
Mike Stroupe  
Dawn Stroupe  
Billy Su  
Jeannie Sykes  
Gretchen Van de Carr  
Valerie Vickers  
Kate Walker  
Steve Weatherman  
Heather West  
Ashley Wicord  
Allegray White  
Bernie White  
Yvonne Wilkins  
Barclay Williams  
Laura Winslow  
Celia Wolff  
Kennon Woods  
Morgan Woods

# Thank you to all our **Gold Medal Sponsors**

---

Owen Ackerman  
Richard Adcock  
Lynn Ascione  
Alan Bell  
Richard Bell  
Jane Birkhead  
William Blake  
Tracy Bodenheimer  
Sherri Bogue  
Erika Braun  
Clay Britt  
H. William Burgess  
Kathrine Casey  
Jerry Clark  
Gynt Clifford  
Mark Cox  
William Davis  
Nadine Day  
Nancy Durstein  
Andrew Ellis

Kathleen Fiskien  
Emma Flinn  
Tom Gallagher  
Michael Goodison  
Frederick Graham  
Larry Hartley  
Marcia Hill  
Kevin Hoffman  
Margit Jebe  
Burwell Jones  
Betsy Jordan  
Paul Karas  
David Kays  
Susan Kirk  
Jonathan Klein  
Joel Kriger  
Linda Larson  
William Lauer  
Adrian Legaspi  
Kelly Legaspi

Leslie Livingston  
Jim LoCascio  
Chris McGiffin  
Jim Miller  
Patricia Miller  
Alison Mitchell  
Steven Newman  
Pete Palmer  
Peter Riddle  
Bob Roth  
Mark Rubacky  
Todd Stultz  
Paul Trevisan  
Julie Van Cleave  
Kristin Volz  
Gerard Von Hoffmann  
Sue Watts  
Neill Williams

# Thank you to all our **Silver Medal Sponsors**

---

Beverly Amick  
Richard Adcock  
Bob Ballie  
Barbara Braswell  
Rob Butcher  
Kathrine Casey  
Olga Faison  
Warren Foster  
Kathleen Hardison  
Steven Henson

Rogers Holmes  
Constantin Ionesco  
Christine Keisling  
David Kennedy  
Dillard Kirby  
Kristin Koeffler  
Linda Larson  
Marie McCormack  
Don Murff  
Karol Murks

Lynn Neese  
Spencer Neyland  
Matthew Olmsted  
James Shaw  
Alex Stearns  
John Taylor  
Alis Rojas Woodard  
Kristin Volz

Thank you

# SHUTTLE AND PARKING

## SHUTTLE

Shuttles will run from all host hotels to the GAC every 30 minutes, beginning on Thursday, April 26th and continuing throughout the meet. The shuttles will depart from the originating hotel (Sheraton, Best Western, and Downtown Marriott respectively) on each of the three different shuttle routes (Red, Blue, and Marriott), beginning at 5:30 a.m. each day. Shuttles will continue to run until approximately 30 minutes after the warm-up that follows the meet each day (except Sunday, when there is no post-event warm-up period.)

**Red Route:** Sheraton, Park Lane, GAC

**Blue Route:** Best Western (economy hotel cluster), Doubletree, GAC

**Marriott Route:** Marriott, GAC

To use the shuttle throughout the day for transport between hotels and the GAC, a Shuttle Pass is required. Without a Shuttle Pass you will not be allowed to board the buses (Red and Blue routes) or van (Marriott route). If you did not purchase a Shuttle Pass online, they can be purchased for \$20 at Meet Registration.

On Thursday evening, shuttles will continuously operate from host hotels to the ACC Hall of Champions (adjacent to the GAC) for Officials Reception (7-9 p.m.) attendees. The reception is only open to Silver sponsors, meet officials, sponsors, and invited key volunteers. You will not need a Shuttle Pass to ride the shuttles for this event.

On Friday evening, from 6:30-11:30 p.m., shuttles will run from host hotels (with the exception of the Marriott, since our evening destination is

walkable from there) to Greensboro's downtown entertainment district. These shuttles are complimentary for all meet participants. On Saturday evening, shuttles will run continuously from host hotels to the Terrace at the Greensboro Coliseum Complex for the Saturday Social (7:30-10:30 p.m.) The buses are complimentary to all meet participants, however, only those with tickets to the Social will be allowed to attend the event. A Shuttle Pass will not be required to use the shuttle system for either evening.

## PARKING

Parking is free for registration, warm-up, and the general meeting on April 25. Beginning on Thursday, April 26 and continuing through Sunday, April 29, parking at the GAC is \$5 per day. An all-event parking pass that covers all competition days is available for \$20. Both daily and all-event parking passes can be purchased at the attendant kiosks at the entry to the GAC parking lots.

---

# SOCIAL EVENTS

## Officials Reception

- Thursday, April 26, 7-9 pm, ACC Hall of Champions
- Officials, Invited Guests, and Silver Sponsors
- Heavy hors d'oeuvres, beer and wine

## Friday Night on the Town

- Friday, April 27, 6:30-11:30 pm
- See Shuttle details above for enjoying the Downtown Greensboro Entertainment District

## Saturday Social

- Saturday, April 28, 7:30-10:30 pm
- The Terrace
- Buffet dinner, Bluegrass band, beer and wine

Proud Sponsor  
of the 2012  
U.S. Masters Swimming  
Spring Nationals

**RIAZZI RHYNE & SWAIM**

**I N V E S T M E N T   G R O U P**

*of Wells Fargo Advisors*

380 Knollwood Street, Suite 600  
Winston-Salem, NC 27103  
800-759-6500

Wells Fargo Advisors, LLC, Member SIPC

# Contents

---

<b>Time Line</b>	<i>Inside Front Cover</i>
<b>Host Committee</b>	<i>vii</i>
<b>Gold Medal Sponsors</b>	<i>viii</i>
<b>Meet Information</b>	<i>3</i>
<b>National Championship Relay Procedures</b>	<i>5</i>
<b>Team Roster — Local Clubs</b>	<i>7</i>
<b>Team Roster — Regional Clubs</b>	<i>11</i>
<b>Athlete Roster (by Team)</b>	<i>12</i>
<b>Day 1 — Thursday, April 26</b>	<i>25</i>
<b>Day 2 — Friday, August 27</b>	<i>31</i>
<b>Day 3 — Saturday, August 28</b>	<i>49</i>
<b>Day 4 — Sunday, August 29</b>	<i>73</i>
<b>National Records</b>	<i>93</i>
<b>Facility Map</b>	<i>102</i>



SUNRISE  
*technologies*



Implementing great ideas

- Microsoft Dynamics™ AX Reseller
- Strong Project Management and Implementation Expertise
- Low Cost Microsoft Dynamics™ AX Development Services
- Manufacturing Industry Expertise



**Microsoft** Partner  
Gold Enterprise Resource Planning

111 North Chestnut St., Suite 300, Winston-Salem, NC 27101 • 336.722.6741 • [sunriseconsult.com](http://sunriseconsult.com)

# Meet Information

## SEEDING

The 1000 and 1650 freestyle events will be seeded slowest to fastest by entry time, regardless of age and gender. All other events (including the 500 freestyle and 400 IM) will be seeded by age group, with the oldest age groups first, slowest to fastest within each age group and men and women separate. Women's heats will precede men's heats for all but the 500, 1000 and 1650 freestyle events. All events will be swum in two adjacent 10-lane courses (across the width of the pool).

## CHECK-IN FOR DISTANCE EVENTS

Positive check-in is required for the 500 free, 1000 free, 1650 free and 400 IM. Check-in can be done in person at the pool or online. Coaches or teammates may check in for those swimmers whose travel plans do not permit check-in by the deadlines. Check-in online at [usms.org/comp/scnats12/heats/checkin.php](http://usms.org/comp/scnats12/heats/checkin.php). Failure to check in will result in the swimmer being scratched from the event and the swimmer shall not be permitted to swim that event at another time.

## CHECK-IN TIMES

For each of the following events, online check-in (at [usms.org](http://usms.org)) opens Tuesday at 7:00 a.m. (EDT) and closes at the same time as on-site deadlines. On-site check-in for all events will open Wednesday at 12:30 p.m. (EDT) and will close according to the following schedule:

<b>Thurs., April 26</b>	1000 freestyle	7:00 a.m.
	1650 freestyle	9:00 a.m.
<b>Fri., April 27</b>	400 IM	7:00 a.m.
<b>Sat., April 28</b>	500 freestyle (women's)	7:00 a.m.
<b>Sun., April 29</b>	500 freestyle (men's)	7:00 a.m.

## SCRATCHES

Any swimmer failing to report to the proper lane in the correct heat of an event shall be scratched from that event and shall not be permitted to swim that event at another time.

## WARM-UP TIMES

The competition pool will be open for warm-up on Wednesday, April 25, from 1:00 p.m. to 7:00 p.m. On competition days, the competition pool will be open from 6:00 a.m. until 7:50 a.m. and the warm-up pools will be available from 7:00 a.m. until the conclusion of the final event. The competition pool will be open for at least 30 minutes following the last event each day and until at least 7:00 p.m. on Thursday, April 26.

## WARM-UP PROCEDURES

Swimmers must enter the pool feet first in a cautious and controlled manner. No diving or backstroke starts will be allowed except in designated sprint lanes. No diving or backstroke starts will be allowed in the warm-up pool. Two lanes will be designated as one-way sprint lanes during the pre-meet warm-up session in the competition pool only. No sprint lanes will be designated in the warm-up pool. Any swimmer who acts in an unsportsmanlike or unsafe manner within the swimming venue, may be considered for appropriate action or penalty by the referee (rule 102.15.3). Pull-buoys, kick boards, fins and hand paddles are not allowed in the competition pool or the warm-up pool.

## RELAY INFORMATION

Swimmers may enter relays until 4:00 p.m. on the day before the relay is scheduled. Each competitor is allowed to swim only one freestyle relay, one medley relay, one mixed freestyle relay and one mixed medley relay. The entry fee for each relay is \$12 (cash or check only). Relay entries are submitted at the relay desk in the registration area. Each of the four members of the relay team must be registered with the same Masters club. The relay entry fee is in addition to individual events. Relay entry forms are available in the registration area.

## RELAY SUBMISSION DEADLINES

<b>Thurs., April 26</b>	200 mixed freestyle relay	4:00 p.m.
<b>Fri., April 27</b>	200 mixed medley relay 200 freestyle relay (men's and women's)	4:00 p.m.
<b>Sat., April 28</b>	200 medley relay (men's and women's)	4:00 p.m.

## SPLIT NOTIFICATION

Split request for Records or Top 10 are only required for an initial distance of an individual backstroke event. The swimmer is responsible for picking up the split notification form from the admin referee, filling it out and returning it to the admin referee. A split request for initial distances of all other individual events (excluding backstroke) and for all relay leadoff splits will be submitted on behalf of all swimmers and you do not need to submit split requests for those events.

## TIME VERIFICATION (FORMERLY OVCs)

Swimmers needing verification of times or wishing to have their times entered into the USA Swimming SWIMS Database (for entry into USA-S national meets) should complete a form at the meet prior to the swim. Contact the administrative referee at the meet.

## AWARDS

Medals will be given for 1st through 10th places in each age group for each event. A U.S. Masters Swimming championship patch will be given to each individual and relay team member for the first event won. Swimmers winning more than one event may purchase additional patches. Unclaimed awards will not be mailed.

## CLUB SCORING

Championship banners will be presented to the top 10 clubs in the regional and local club divisions. These will be presented at the conclusion of the meet on Sunday, April 29.

## ONLINE COVERAGE

Follow the event online at [usms.org](http://usms.org) and on our Facebook page, where we will post photos and daily video recaps and stories.





@allamericanswim

facebook .com/allamericanswim




ALL AMERICAN  
SWIM SUPPLY

**Want To Win A**

**\$500**

**Shopping Spree???**

***FOR EVERY \$50 SPENT AT THE ALL AMERICAN  
SWIM, NIKE, OR TRISWIM BOOTH YOU WILL  
RECEIVE ONE CHANCE TO WIN***





# National Championship Relay Procedures

## DAY PRIOR TO EACH RELAY

By 4:00 p.m., relay entry forms for all relays on the next day must be turned in to the relay desk. No changes in age group or seed time may be made after this time.

## DAY OF THE RELAY

At 9:00 a.m. relay cards for that day's relay/s may be picked up at the relay desk. Relay heat sheets will be posted.

## GENERAL RELAY INFORMATION:

- Relays may be entered until 4:00 p.m. on the day before the relay is to be swum. All relays cost \$12. Payment is required at the time of entry. Refunds will not be given for duplications and scratches, so it is recommended that only team representatives handle relay entries.
- All relay members must have entered the meet and paid the individual or relay surcharge by the individual meet entry deadline (received by **March 23, 2012**).
- Prior to the 4:00 p.m. relay entry deadline, swimmers may fill out a relay information sheet with the relay swimmers' names, ages, and #1 swimmer indicated. If this information is provided prior to that relay's entry deadline, the information will be printed on the relay card prior to pick up by the swimmer at 9:00 a.m. on the day of the relay.
- Substitution of swimmers is allowed until the relay swim starts. You must enter any changes on the relay card prior to giving the card to the timer, just before the relay is swum. No changes in age group or seed time are allowed. Any change of swimmers must keep the relay team in the same age group or the relay will be disqualified.
- Relay heat sheets will be posted and relay cards must be picked up at the relay desk after 9:00 a.m. on the day of the relay. Prior to the swimming of the relay, the card must contain the following information:
  - Name of each swimmer competing in the relay
  - Age of each swimmer
  - Indication of the leadoff swimmer with a #1 by his/her name

## PLEASE NOTE:

**Relay cards will not be checked for mistakes and omissions made by team representatives. Disqualifications resulting from mistakes and omissions shall not be reconsidered. Accuracy and completeness are the responsibility of the coaches and/or swimmers submitting the relay cards.**

# The 2012 Ransom J. Arthur Award

## DON'T MISS THE ANNOUNCEMENT ON FRIDAY AFTER THE 30-MINUTE WARM-UP

The **Ransom J. Arthur Award** is USMS's most prestigious award. According to the USMS Rule Book: "This award is given in honor of Captain Ransom J. Arthur, M.D., who by his sacrifice, perseverance, and dedication to improving the health of adults through swimming, established the Masters Swimming program in the United States." The award is bestowed annually upon a person who, in the opinion of his or her peers among the membership, has made significant contributions to the goals and objectives of Masters swimming.

The person receiving the award is a volunteer whose contributions at the national, regional, and local levels has been outstanding. He or she may also be an outstanding swimmer, but recognition is specifically given for projects, assignments, or accomplishments that benefit and enhance USMS programs as a whole. LMSCs, the Board of Directors of USMS, committee personnel, and individual swimmers are encouraged to submit nominations annually.

The recipient of the 2012 award will be announced on Friday after the 30-minute warm-up break, and they will again be honored at the USAS Awards Banquet in Greensboro, N.C., in September.

The following goals and objectives, which are in keeping with the mission statement of USMS, are used as guidelines for nominations:

- To encourage and promote improved physical fitness and health in adults.
- To offer adults the opportunity to participate in a lifelong fitness and/or competitive swimming program.
- To encourage organizations and communities to establish and sponsor Masters swimming programs.
- To enhance fellowship and camaraderie among Masters swimmers.
- To stimulate research in the sociology, psychology, and physiology of Masters swimming.

# FUEL RIGHT, FEEL GREAT!®

Whether you're a marathon swimmer or a 50-yard sprinter, Hammer Nutrition has the products that you need to perform at your best. Give your body the clean, healthy fuel it craves and experience **long-lasting energy, increased endurance, reduced fatigue, and better recovery** guaranteed!



Photo - Wardley



Try any of our superior fuels today and find out for yourself what it means to 'Fuel Right and Feel Great!®'

U.S. MASTERS SWIMMING  
Official Sponsor of USMS

**ORDER TODAY!**  
1.800.336.1977  
[www.hammernutrition.com](http://www.hammernutrition.com)

# Team Roster — Local Clubs

1	ADMS	Adirondack Masters	48	DBMS	Daytona Beach Masters Swimming
2	AARG	Alexandria Aquatic Recreation	49	DCAC	District Of Columbia Aquatics
3	ALEX	Alexandria Masters Swimming	50	DOC	DOC IU Masters Swimming
4	ASAM	All Star Aquatics	51	ELG	Elgin Blue Wave Swim Team
5	ALMT	Allegheny Masters Team	52	ETEX	ETEX Masters Swim Team
6	AAA	Anne Arundel Amphibians	53	EXCL	Excel Aquatics Masters
7	AQUM	Aquasol Masters	54	FXCM	Fairfax County Masters
8	ARKM	Arkansas Masters	55	FINS	Fins Aquatics Club
9	ARMS	Arlington Masters	56	FISH	FISH Masters
10	AGUA	Asphalt Green Masters	57	FMM	Florida Maverick Masters
11	ART	Atlanta Rainbow Trout	58	FBST	Fort Belvoir Masters
12	AWJ	Atlanta Water Jocks	59	FLAQ	Fort Lauderdale Aquatics
13	AMS	Auburn Master Swimmers	60	FAST	Fort Worth Area Swim Team
14	AURO	Aurora Master Ducks	61	FSYM	Four Seasons YMCA Masters
15	BDGR	Badger Masters	62	GSM	Garden State Masters
16	MBAC	Bakersfield Aquatic Club Maste	63	GERM	Germantown Maryland Masters
17	BASC	Barracuda Swim Club of Northea	64	GOLD	Gold Coast Masters
18	BCTM	Bearcat Masters	65	GSMS	Grand Strand Masters Swimming
19	BMST	Beaufort Masters Swim Team	66	GBM	Great Bay Masters Swimming, In
20	BERK	Berkeley (NJ) Aquatic Masters	67	GRIN	GReater INdiana
21	BUMS	Binghamton Univ Masters	68	GKMS	Greater Knoxville Masters
22	BLU	Blu Frog Team	69	GS	Greenville Splash YMCA Masters
23	BDO	Blue Dolphins Masters	70	GCPS	Gulf Coast Pirate Swimmers
24	BWAQ	Blue Wave Aquatics	71	HSAM	Heartland Swim Association Mas
25	BLF	Bluffton Masters Fins	72	HURY	Hilliard YMCA Hurricanes
26	BGSC	Bowling Green Swim Club Master	73	HHAC	Hilton Head Aquatic Club
27	BOZE	Bozeman Masters	74	HLJ	Holmes Lumber Jax
28	BSM	Brazos Splash Masters	75	HOPK	Hopkins Masters Swimming
29	BM	Brenau Masters Swim Team	76	HUNT	Huntsville Swim Assoc
30	BRSM	Brundage Swim Masters	77	HURM	Hurricanes Masters
31	CMYM	Central Maryland YMCA Masters	78	INDY	Indy Aquatic Masters
32	CPAC	Central Penn Aquatic Club	79	IMSC	Irving Masters Swim Club
33	CAQM	Charger Aquatics Masters	80	JAM	Jersey Area Multisport
34	CFYM	Charleston Family YMCA	81	LJSM	La Jolla Swim Masters
35	RATS	Chattanooga River Rats	82	LVM	Las Vegas Masters
36	CAT	Clemson Aquatic Team	83	LIB	Libertyville Masters
37	COLE	Cole YMCA Masters	84	TXLA	Longhorn Aquatics
38	1776	Colonials 1776	85	MACH	Machine Aquatics
39	COLM	Columbia Masters	86	MESC	Maine Masters Swim Club
40	COLU	Columbia Masters Swim Team	87	MAM	Manatee Aquatic Masters Inc
41	CSMT	Columbus Sharks Masters	88	MARY	Maryland Masters
42	CONN	Connecticut Masters	89	MOST	Masters of South Texas
43	CMSC	Courtside Masters Swim Club	90	MYST	Masters of Yucaipa Swim Team
44	CUBU	Curl Burke Masters Swimming, I	91	MSMA	Merced Skimmers Masters Aquati
45	DKTA	Dakota Masters	92	MERR	Merritt Marlins
46	DAMM	Dallas Aquatic Masters	93	METR	Metro Masters Swim Club
47	DANY	Danville Y Silver Dolphins	94	MTMS	Middle Tennessee U Masters Swi

*Aqua Sphere*



*Aqua Sphere*

**KAYENNE™ goggle** long lasting comfort

Worn by Amanda Beard  
7 time Medalist




[www.aquasphereswim.com](http://www.aquasphereswim.com)

# Team Roster — Local Clubs

95	MTSC	Middle TN Masters Swim Club	141	SPM	St Pete Masters Inc
96	MINN	Minnesota Masters Swim Club	142	SLAM	St. Louis Area Masters
97	MVN	Mission Viejo Masters	143	STAN	Stanford Masters Swimming
98	ANCM	Montgomery Ancient Mariners	144	RAY	Stingrays Masters Swimming
99	MVM	Mountain View Masters	145	STON	Stonewall Masters
100	MOVY	MOVY Masters	146	SUNF	Sunfish Masters
101	MGM	Mt Greenwood Masters Swim Team	147	SWIF	Swift Swimming
102	NASH	Nashville Aquatic Club Masters	148	SFTL	Swim Fort Lauderdale
103	NCYM	National Capital YMCA	149	SLV	Swim Las Vegas
104	NAM	New Albany Aquatics Club	150	SWSF	SwimSF
105	NWMS	New Wave Masters Swimming	151	T2NM	T2 Naples Masters
106	NITR	Nitro Swimming	152	TAM	Tamalpais Aquatic Masters
107	NAST	Noblesville Adult Swim Team	153	TTM	Tampa Tarpons Masters
108	NBAC	North Baltimore Aquatic Club M	154	TGM	Team Greenville Masters
109	NOVA	Novaquatics Masters	155	TNYA	Team New York Aquatics
110	O*H*	O*H*I*O Masters Swim Club	156	TPIT	Team Pittsburgh Masters
111	OHSP	Ohio Splash	157	TERR	Terrapin Masters
112	PALM	Palmetto Masters	158	TOC	The Olympic Club
113	GMUP	Patriot Masters Swim Team	159	NCAL	The Swim Club of NorCal
114	PHX	Phoenix Swim Club	160	VTAC	Tidewater Aquatic Club
115	PCAT	Plano Wetcats	161	TVM	Tri Valley Masters
116	POST	Post Swimming	162	TBH	Tribeach
117	PMST	Prairie Masters Swim Team	163	TYMS	Trillium Y
118	PTMS	PT Masters	164	TMST	Triton Masters Swim Team
119	QMST	Quest Masters Swim Team	165	TULS	Tulsa Masters Swim Club
120	DRMS	Ranger Aquatics Masters	166	UCLA	UCLA Bruin Masters
121	REDT	Red Tide	167	UNAT	Unattached
122	RMST	Reston Masters Swim Team	168	NFMS	UNF Masters Swimming
123	RICE	Rice Aquatic Masters	169	DUCK	University of Oregon Swim Club
124	RINC	Rinconada Masters	170	URMS	University of Richmond Masters
125	RHMS	Rolling Hills Mud Sharks	171	USF	University of San Francisco Ma
126	ROSE	Rose Bowl Masters	172	VSM	Vanderbilt Swim Club
127	RNVS	Royal navy	173	VCM	Ventura County Masters
128	SDSM	San Diego Swim Masters	174	VMST	Virginia Masters Swim Team
129	SMM	San Mateo Masters	175	WSC	Waikiki Swim Club
130	SAMY	Sandusky Area Masters	176	WCM	Walnut Creek Masters
131	CRUZ	Santa Cruz Masters Aquatics	177	WAVA	Warrenton Masters Swim Team
132	SRM	Santa Rosa Masters	178	WH2O	West Hollywood Aquatics
133	SYSM	Sarasota YMCA Sharks	179	WM	Westchester Masters
134	SAWS	Sawtooth Masters	180	WIN	Winter Haven Masters Swim Team
135	SMST	Sierra Marlins Swim Team Maste	181	WMST	Woodlands Masters Swim Team
136	SNM	Sierra Nevada Masters	182	BARM	YMCA Barracuda Masters
137	SCA	South Coast Aquatics	183	YMTN	YMCA of Middle Tennessee
138	SWAT	Spokane Waves Aquatic Masters	184	YCMS	Yuba City Masters Swimming
139	SC	Sport city	185	YWMA	YWCA Masters of Adams County
140	SCYM	St Cloud Area Family YMCA	186	ZEN	Zen Masters





# GIVING BACK

Tell us how you give back to the sport of swimming for a chance to win a one year blueseventy sponsorship.

[www.blueseventy.com/givingback](http://www.blueseventy.com/givingback)



blueseventy.

[www.blueseventy.com](http://www.blueseventy.com)

# Team Roster — Regional Clubs

1	AKMS	Alaska Masters Swim Club	16	OREG	Oregon Masters
2	ARIZ	Arizona Masters Swim Club Inc	17	PNA	Pacific Northwest Aquatics
3	CMS	Colorado Masters Swimming	18	SMS	Southern Masters Swimmers
4	FACT	Florida Aquatic Combined Team	19	SWOM	Southwest Ohio Masters
5	GAJA	Georgia Masters	20	SKY	Swim Kentucky Masters
6	HIMA	Hawaii Masters	21	UTAH	Swim Utah
7	HMS	Hydropower Masters Swim Club	22	WMAC	Wisconsin Masters Aquatic Club
8	IM	Illinois Masters			
9	IAMA	Iowa Masters			
10	MICH	Michigan Masters			
11	MM	Montana Masters			
12	NEM	New England Masters Swim Club			
13	NMMS	New Mexico Masters			
14	NIAG	Niagara District Masters			
15	NCMS	North Carolina Masters Swimmin			



## Education and Certification for Masters Coaches

### Certification Benefits

- Establishes credibility for both coach and club
- Enhances your professional image
- Demonstrates your commitment to coaching
- Promotes stability for clubs
- Recruitment and retention of athletes
- Employment opportunities and advancement
- Positions you for upcoming changes in the health care system
- Partnership with the American Swimming Coaches Association

### 2012 Masters Coach Certification Schedule

- **May 5, 2012** — Phoenix, AZ *Levels 1 & 2*
- **May 12, 2012** — Great Barrington, MA *Levels 1 & 2*
- **May 13, 2012** — Boston, MA *Levels 1 & 2*
- **June 2, 2012** — Indianapolis, IN *Levels 1 & 2*
- **August 25, 2012** — Minneapolis, MN *Levels 1 & 2*
- **Sept. 8, 2012** — ASCA World Clinic, Las Vegas, NV
- **Sept. 12, 2012** — Greensboro, NC  
*(one day before the USAS convention)*

Visit [USMS.org/coach](http://USMS.org/coach) to register or contact Bill Brenner at [bill.brenner@usms.org](mailto:bill.brenner@usms.org) or 941-556-6278.

# Athlete Roster — By Team

Name	Age	Name	Age	Name	Age	Name	Age
<b>Adirondack Masters</b>		<b>Total: 4</b>		<b>Badger Masters</b>		Morenus, Jesse J	M29
Scheidelman, Ronald J	M77	<b>Arlington Masters</b>		De Los Santos, Carlos R	M34	Ruiz, Oscar A	M40
<b>Total: 1</b>		Gallagher, Kevin C	M24	<b>Total: 1</b>		Switzer, Keith M	M49
<b>Alaska Masters Swim Club</b>		Helfers, Edward D	M29	<b>Bakersfield Aquatic Club Maste</b>		Wilkins, Jillian A	W31
Wainwright, Joanne	W56	Hynes, Shawn M	W42	Glavinos, Louis P	M21	Wood, Steve	M51
<b>Total: 1</b>		Mathey, Alison E	W27	Moon, Matthew	M25	<b>Total: 20</b>	
<b>Alexandria Aquatic Recreation</b>		Swain, Jayme S	W37	<b>Total: 2</b>		<b>Blue Dolphins Masters</b>	
Dean, Nathan P	M37	West, Benjamin	M26	<b>Barracuda Swim Club of Northea</b>		Christensen, Eric B	M37
<b>Total: 1</b>		<b>Total: 6</b>		Cleven, Detra R	W43	<b>Total: 1</b>	
<b>Alexandria Masters Swimming</b>		<b>Asphalt Green Masters</b>		<b>Total: 1</b>		<b>Blue Wave Aquatics</b>	
Ailsworth, Sarah P	W26	Altman-Kurosaki, Jonas Y	M23	<b>Bearcat Masters</b>		Lautman, Scott M	M59
Coakley, Lisa	W57	Arias, Luis	M24	Abreu, Joel	M31	<b>Total: 1</b>	
Gilmore, Katie L	W28	Bernat, Joely	W23	Baumann, Mary Kate	W24	<b>Bluffton Masters Fins</b>	
Harris, Mark E	M49	Cole, Kim W	W48	Cruz, Penelope	W18	Eisele, Barbara M	W81
Jent, Daniel E	M34	Cole, Robert R	M23	Gustafson, Daniel T	M26	<b>Total: 1</b>	
Taylor, Tim	M25	Cole, Robert W	M51	Labour, Rafael E	M25	<b>Bowling Green Swim Club Master</b>	
<b>Total: 6</b>		Ehlers, Shawn A	W55	Seitz, Andreas J	M29	Crook, Michelle	W38
<b>All Star Aquatics</b>		Einsidler, Karen L	W56	Shiwnath, Mikey	M23	Leventhal, Laura M	W55
Johnson, Eric	M45	Fahey, Lisa	W41	Willeboordse, Fall	W46	Wohl, Daniel P	M27
<b>Total: 1</b>		Gallagher, Tom	M67	<b>Total: 8</b>		Wohl, Robert J	M55
<b>Allegheny Masters Team</b>		Hagerty, Edward F	M28	<b>Beaufort Masters Swim Team</b>		<b>Total: 4</b>	
Reinbold, Ray	M60	Hill, Marcia M	W67	Banfield, Robert C	M54	<b>Bozeman Masters</b>	
<b>Total: 1</b>		Katz, Jane	W69	Neubig, Philip H	M82	Dougherty, Michael P	M60
<b>Anne Arundel Amphibians</b>		Lawlor, Elizabeth G	W26	Palmer, Pete	M76	<b>Total: 1</b>	
Ballard, Pat M	M49	McGowan, Sean M	M31	<b>Total: 3</b>		<b>Brazos Splash Masters</b>	
Hilliard, Brandon	M32	Nacos, Julie K	W42	<b>Berkeley (NJ) Aquatic Masters</b>		Schueckler, Leslie P	W56
Hilliard, Chris K	M29	Shechter, Stanley J	M79	Ascione, Lynn	W44	<b>Total: 1</b>	
<b>Total: 3</b>		Tillman, Jeremy R	M29	Kirk, Susan	W51	<b>Brenau Masters Swim Team</b>	
<b>Aquasol Masters</b>		<b>Total: 18</b>		McGiffin, Chris D	M46	Bachman, Blaire	W25
Peschel, Keith D	M46	<b>Atlanta Rainbow Trout</b>		<b>Total: 3</b>		<b>Total: 1</b>	
<b>Total: 1</b>		Bailey, Alexander R	M51	<b>Binghamton Univ Masters</b>		<b>Brundage Swim Masters</b>	
<b>Arizona Masters Swim Club Inc</b>		Dietrich, Nicholas W	M31	Tourtual, Dorothy M	W60	Brundage, Patrick W	M45
Bellem, Ray	M75	Fitzgerald, Sean	M48	<b>Total: 1</b>		Brundage, Warner F	M69
Bisbee, Leland S	M65	Rossi, Leann M	W45	<b>Blu Frog Team</b>		Finley, Lisa B	W48
Dawson-Cook, Susan E	W49	<b>Total: 4</b>		Bank, Holden J	M52	Rankin, Susan B	W41
Dickson, Kurt F	M44	<b>Atlanta Water Jocks</b>		Bathazi, Istvan	M33	<b>Total: 4</b>	
Eisenklam, Peter A	M69	Benucci, Lorenzo	M44	Bohlken, Ross P	M57	<b>Central Maryland YMCA Masters</b>	
Hagen, Dean	M49	Dyer, Andy	M53	Caligiuri, Dan A	M56	Hinz, Brian P	M38
Listug, Mary L	W80	Fields, John A	M55	Chance, Danielle R	W30	Toy, Raymond	M45
Luck, Lorinda E	W61	Natkin, Heidi	W38	Gaines, Ambrose	M53	<b>Total: 2</b>	
Shaffer, Craig A	M65	Swenson, Eric J	M26	Hynes, Brodie	M37	<b>Central Penn Aquatic Club</b>	
Vargas, Daniel	M51	<b>Total: 5</b>		Jones, Eney	W51	Aucott, Stephen R	M56
<b>Total: 10</b>		<b>Auburn Master Swimmers</b>		Kroupa, Andy S	M43	Brandle, Jamie L	W30
<b>Arkansas Masters</b>		Pechman, Scott	M45	LaBianco, Christopher A	M41	Cherewka, Sandy T	W52
Gilbert, Bayard E	M42	Shaw, Chris	M29	Livingston, Terry	M45	Greenawalt, Anne	W27
Martin, Doug	M58	<b>Total: 2</b>		Lydecker, Charles H	M48	Pickell, Joe	M46
Schildknecht, Calvin E	M27	<b>Aurora Master Ducks</b>		McFarlane, Tracey D	W45	<b>Total: 5</b>	
Schildknecht, Peter E	M22	Wilkin, Dave	M59	Mercer, Rich	M48	<b>Charger Aquatics Masters</b>	
		<b>Total: 1</b>		Middleton, Marc D	M60		



Name	Age	Name	Age	Name	Age	Name	Age
<b>Charger Aquatics Masters</b>		Biggs, Brittany A	W22	Fisher, Zachary A	M26	Williams, Neill	M44
Vraspir, Alan D	M61	Boileau, Mike	M50	McLeod, Mark A	M52	<b>Total: 5</b>	
Wilson, Robert H	M60	Boileau, Ute C	W49	<b>Total: 4</b>		<b>DOC IU Masters Swimming</b>	
<b>Total: 2</b>		Crino, Heide P	W45	<b>Connecticut Masters</b>		Finn, Peter R	M58
<b>Charleston Family YMCA</b>		Crouch, Kim	W50	Craig, John M	M57	Schickore, Jutta	W47
Hamilton, April O	W45	DeHaven, Kathleen	W40	Goldner, Fred	M85	<b>Total: 2</b>	
Kelly, Kaymee	W27	Eisenhuth, Matthew S	M38	Gunzl, Arthur	M50	<b>Elgin Blue Wave Swim Team</b>	
St Jean, Rebecca V	W41	Ganiyev, Doston	M24	Laux, Michael A	M70	Campana, James L	M60
<b>Total: 3</b>		Garnier, Kathy L	W51	Sargent, Gregory O	M45	Eggar, Jack D	M59
<b>Chattanooga River Rats</b>		Haan, Brian E	M55	Traester, William F	M63	Fox, Richard E	M56
Dassow, Paul	M49	Haan, Mary Wohl	W58	<b>Total: 6</b>		Meyer, Kenneth G	M56
Hancock, Thomas	M48	Hagadorn, Heather	W47	<b>Courtside Masters Swim Club</b>		Schneeberger, Jill A	W56
Smith, Jerry L	M46	Hulett, Jeffrey R	M51	Zeljak, Maureen A	W44	Smith, Dave	M67
<b>Total: 3</b>		Keto, Alexis D	W33	<b>Total: 1</b>		Vogel, Aileen E	W60
<b>Clemson Aquatic Team</b>		MacDonald, Lee H	M60	<b>Curl Burke Masters Swimming, I</b>		<b>Total: 7</b>	
Brewer, Mary A	W30	McCormick, Paul	M65	Bennett, Ruth R	W65	<b>ETEX Masters Swim Team</b>	
Cassella, Ryan G	M30	McDanal, Steven K	M68	Conlin, Cheryl	W43	Wood, Craig A	M71
Kummer, Rob	M30	Molnar, Ronald A	M70	Dantas-McCutcheon, Matt	M23	<b>Total: 1</b>	
Scheerhorn, Andrew J	M30	Murray, Bruce W	M75	Edgell, Don	M60	<b>Excel Aquatics Masters</b>	
Seed, Caitlin C	W24	Nolte, Christopher C	M55	Fuchs, Lauren	W25	Ammon, Craig	M43
<b>Total: 5</b>		Nolte, Susan D	W51	Garner, Sam A	M26	<b>Total: 1</b>	
<b>Cole YMCA Masters</b>		O'Keeffe, John P	M50	Johnston, Jennifer G	W64	<b>Fairfax County Masters</b>	
Arnold, Haley M	W23	Patten, Bob W	M77	Kirwan, Denise	W60	Ellis, Brian W	M44
<b>Total: 1</b>		Plummer, Mark A	M75	Reed, Buddy	M29	House, Christopher	M48
<b>Colonials 1776</b>		Priddy, Megan E	W24	Van Horn, Alaina L	W31	Rickard, Alan K	M55
Amundsen, Joseph S	M66	Quaratino, Aimee M	W42	Williams, Susan O	W46	<b>Total: 3</b>	
Burke, Betty	W61	Richardson, Kim G	W43	<b>Total: 11</b>		<b>Fins Aquatics Club</b>	
Campbell, Steve A	M41	Riner, Betsy	W45	<b>Dakota Masters</b>		Kozusko, Matt B	M40
Campbell, Tara L	W41	Rosener, Karen K	W58	Smith, Ben A	M25	Mohorn, Heather D	W25
Clair, Kathleen S	W54	Sappey, Collette H	W47	<b>Total: 1</b>		Ryan, Robert J	M46
Hemmerle, Jamie	M56	Seavall, Kelly J	W43	<b>Dallas Aquatic Masters</b>		Stein, Caroline F	W41
Hood, Patricia B	W56	Shuss, Audrey	W28	Boster, Stephen R	M61	<b>Total: 4</b>	
Hug, Laurie	W47	Stanback, John	M58	Hague, David J	M58	<b>FISH Masters</b>	
Jones, Robert B	M60	Tatnall, Suzy C	W52	Heber, Scott	M45	Bennett, Carolyn M	W34
Keith, Dale W	M57	Thilker, Lisa A	W46	Killeen, Robert	M50	Churins, Jonathan D	M36
Lutz, Michael H	M40	Vanderpoel, Nicole L	W47	Oberstar-Brown, Lia-Genevieve	W35	Cothren, Jack	M62
Majeske, Andrew J	M51	<b>Total: 38</b>		Patten, Bobby	M49	Konitz, Clifford F	M76
Meyer, Geoffrey A	M60	<b>Columbia Masters</b>		<b>Total: 6</b>		Langendorfer, Stephen J	M61
Patterson, Thomas J	M35	Mock, Ruth S	W79	<b>Danville Y Silver Dolphins</b>		Mauriello, Matthew J	M35
Reilly, Jeff M	M50	Thompson, Janice	W48	Day, Nadine K	W41	Mulcahy, Shannon	W34
Swanson, Vibeke L	W50	<b>Total: 2</b>		<b>Total: 1</b>		Williams, Janice	W68
Thornton, James	M59	<b>Columbia Masters Swim Team</b>		<b>Daytona Beach Masters Swimming</b>		Youtt, George R	M63
Trevisan, Paul T	M60	Cole, Henry E	M67	Gabriel, Noah	M47	<b>Total: 9</b>	
Watts, Sue N	W57	Lawrie, Dawn J	W36	<b>Total: 1</b>		<b>Florida Aquatic Combined Team</b>	
Wolff, Melinda S	W59	Pellegrini, Traci A	W42	<b>District Of Columbia Aquatics</b>		Adams, William H	M85
<b>Total: 20</b>		White, Kirk	M42	Burkhardt, Justin M	M32	Campbell, Joan K	W82
<b>Colorado Masters Swimming</b>		<b>Total: 4</b>		Czander, Eric W	M46	Campesino, Bernardo	M41
Anziano, Marcia	W67	<b>Columbus Sharks Masters</b>		Dever, Frederick E	M46	Crook, Michelle A	W44
Barringer, Rob	M46	Fisher, Dennis E	M52	Moon, WonKee	M37	Durstein, Nancy N	W82
		Fisher, Katelyn A	W18				

# Athlete Roster — By Team

Name	Age	Name	Age	Name	Age	Name	Age
<b>Florida Aquatic Combined Team</b>		Beatty, Mark S	M43	Schuller, Kathryn	W25	Humieny, Stacey	W27
Felton, Linda R	W61	Carver, David	M57	Shefchik, Byron	M37	List, Robert W	M66
Graves, Edwin H	M88	Chavez, Marcela	W33	Shelnutt, Sandra K	W56	Lynch, Ted	M43
Henderson, Martha J	W75	Chinn, Bennett T	M65	Stephens, Mary Lou	W69	Maguire, Tom	M69
Hirr, Patrice L	W63	Chuwen, Herb	M73	Stolz, Hal F	M77	Marshall, Sabina H	W42
Holmes, Rogers B	M90	Collett, Tracy	W41	Stolz, Irwin W	M82	Miller, Jenna L	W20
Lorenzi, Betty S	W84	Countryman, Marianne	W47	Taylor, John C	M90	O'Neil, Jeff	M45
McGee, Terry R	M67	Czekala, Charlotte G	W73	Thaxton, Alyssa A	W32	Porter, Mary Lynn	W52
Nagle, Robert W	M60	Diener, Andre	M42	Trimble, Ginny	W27	Preller, Joan K	W63
Silver, Isaac M	M33	Dixon, Richard B	M78	Vazquez, Maria E	W46	Preslar, Jason	M24
Trevison, Ellie	W69	Dominguez, Kristin A	W26	Veater, Betty B	W65	Preslar, Jay	M60
Trevison, Rick	M69	Dudley, Bill	M67	Watson, Lisa L	W58	Preslar, Jessie	W22
<b>Total: 16</b>		Dunivin, Anne A	W95	Weselman, Brad C	M43	Rehanek, R Todd	M50
<b>Florida Maverick Masters</b>		Dunlap, Marion T	M78	Weselman, Kelly O	W41	Rehanek, Rhonda G	W48
Bogue, Sherri L	W48	Dyer, Christopher S	M30	Whalen, Nana	W74	Schmaltz, Joel A	M41
<b>Total: 1</b>		Ellison, Michael P	M50	Woods, Albert H	M83	Thiel, Janet J	W54
<b>Fort Belvoir Masters</b>		Frankenthaler, S E "bud"	M78	Zeigler, John V	M66	Wood, Janet M	W35
Case, Kim E	W24	Gaw, Mike	M42	<b>Total: 73</b>		<b>Total: 24</b>	
Mirt, Chad J	M38	Gellin, Jonathan C	M31	<b>Germantown Maryland Masters</b>		<b>Great Bay Masters Swimming, In</b>	
Pignatello, Anthony J	M42	Greely, Kathleen M	W52	Bellin, Daniel A	M39	Read, Phil E	M69
<b>Total: 3</b>		Greene, Chris C	M50	Bellin, Melissa	W39	Waters, Amy	W50
<b>Fort Lauderdale Aquatics</b>		Haase, Judith L	W71	Noznesky, Denise L	W45	<b>Total: 2</b>	
Wenzel, Chris	W52	Hankins, Malena	W38	Tomson, Farol L	M40	<b>GREATER INDIANA</b>	
<b>Total: 1</b>		Harwart, Paul H	M55	<b>Total: 4</b>		Cain, Quentin R	M20
<b>Fort Worth Area Swim Team</b>		Henson, Susan P	W42	<b>Gold Coast Masters</b>		<b>Total: 1</b>	
Neville, Richard	M55	Hildebrandt, David C	M57	Barr, Clifford	M81	<b>Greater Knoxville Masters</b>	
<b>Total: 1</b>		Hooe, Donna L	W49	Broussard, Katie J	W37	Burlingame, Sharon M	W55
<b>Four Seasons YMCA Masters</b>		King, Ian	M49	Dobler, Wally E	M78	Jones, Judd	M54
Hardin, Channing M	M20	Kittles, Ginny	W54	Dykstra, Bill	M75	Kennedy, Derek	M43
Lutz, Steven D	M57	Kollross, Steven A	M56	Grzeszczak, John S	M53	Lauer, William J	M77
Olinger, Amy M	W47	Krugman, Elaine	W50	Hamada, Ahmed G	M73	McNamara, Paul (Tank) F	M48
Orrock, Charles D	M68	Kucharski, Michael R	M44	Hughes, Maureen C	W58	Mitchell, Cassandra J	W24
<b>Total: 4</b>		Larson, Joyce M	W62	LeClair, Dale A	W42	Ritchey, Dr. Kendale L	M45
<b>Garden State Masters</b>		Larson, Sarah	W22	McDonnell, Peggy H	W56	Robertson, Doug	M48
Davidson, Michelle L	W41	Lavery, Catherine F	W53	Mitchell, Jeannie R	W65	Wylie, Stuart H	M54
Gallagher, Brendan M	M31	Leen, Walter D	M69	Moreno, Al	M51	Wysmierski, Eddie L	M47
Gallagher, Liam	M26	Luckhurst, Jonathan	M30	Pace, Todd H	M43	<b>Total: 10</b>	
Kesler, Patrick N	M36	Marane, Bentley	W68	Sargeant, Pat A	W58	<b>Greenville Splash YMCA Masters</b>	
McMeen, Lyndsay C	W32	McCarthy, Patrick J	M52	Shead, Timothy M	M59	DeMere, Susan D	W56
Steadman Martin, Nancy	W57	Mead, Mary-Mead A	W70	Stewart, Ann K	W41	Dudley, Tom E	M46
Swenson, Christopher N	M29	Melgaard, Megan E	W32	Suarez, Ed C	M57	Harrell, Carolyn B	W50
Tsuzuki, Ed M	M53	Michalke, Doug	M59	<b>Total: 16</b>		Harrigan, Christopher T	M27
<b>Total: 8</b>		Miller, David W	M71	<b>Grand Strand Masters Swimming</b>		Long, Douglas D	M58
<b>Georgia Masters</b>		Mitchell, Jack	M85	Alderson, Pat	M60	Long, Sarah R	W26
Almand, Jennifer C	W53	Moore, Deborah S	W49	Chappell, Melinda E	W51	Oliver, Cassandra J	W23
Alton, Dale	W54	Ottosen, Sue C	W68	Childers, Judy A	W58	Osborn, James	M60
Anderson, Graham M	M80	Quanrud, John O	M65	Creighton, Mel L	M52	Osborn, Peter D	M28
Beach, Lynn	W55	Ray, Craig	M73	Elias-Williams, Maria L	W47	Scott, Leslie	W47
Beatty, Dan C	M46	Reid, Joe	M63	Fuss, Karen K	W46	Stuart, Steven J	M43
		Schneider, Margo M	W64	Hilton, Patti K	W59	Vestal, Neal L	M57
		Schubert, Brian L	M40				

Name	Age	Name	Age	Name	Age	Name	Age
<b>Greenville Splash YMCA Masters</b>		Johnson, Derek	M18	Segal, William N	M47	Lee, Michael P	M44
Yennie, John V	M57	McDermott, Angela M	W22	<b>Total: 1</b>		Mathews, Erin	W26
<b>Total: 13</b>		Olden, Jaegger	M19	<b>La Jolla Swim Masters</b>		Mazyck, Carla D	W51
<b>Gulf Coast Pirate Swimmers</b>		Olden, Levi	M21	Whitley, John K	M69	Osada, Tatsu	M29
Ascherfeld, Ray	M76	Peterson, Matthew A	M22	<b>Total: 1</b>		Roth, Bob	M57
Baars, Bryan	M57	Semmons, Alex	M19	<b>Las Vegas Masters</b>		Turner, Katy C	W22
Knisely, Bill S	M55	Thorsnes, David	M20	Gaines, Billy	M31	<b>Total: 9</b>	
Miller, Kay	W77	Wahle, Ellora	W22	Goldsmith, Dara	W45	<b>Masters of South Texas</b>	
Stalnaker, Todd	M50	Williamson, Eric R	M21	Magee, Mark A	M44	Birkhead, Jane C	W71
Stone, Marjorie	W88	<b>Total: 14</b>		Meacham, Garth D	M30	Blake, William V	M75
<b>Total: 6</b>		<b>Illinois Masters</b>		Rauch, Will	M77	Blanco, Alonso O	M37
<b>Hawaii Masters</b>		Ackerman, Owen	M74	<b>Total: 5</b>		Clifford, Gynt	W73
Burgess, H. William	M83	Bigg, Dave	M54	<b>Libertyville Masters</b>		Freed, Zachary	M26
Mellon, Jim	M49	Block, Andrea J	W50	Liberty, Laurel M	W30	Gromer, Karen	W27
<b>Total: 2</b>		Clark, Inge	W42	McDonnell, Michael P	M27	Ingraham, Susan R	W52
<b>Heartland Swim Association Mas</b>		Francis, Lee	M51	<b>Total: 2</b>		Sauer, De Ette A	W70
Soule, Ben T	M38	Haberstich, Brian	M45	<b>Longhorn Aquatics</b>		Valdez, Elaine S	W56
<b>Total: 1</b>		Haberstich, Carrie	W40	Alley, David W	M37	<b>Total: 9</b>	
<b>Hilliard YMCA Hurricanes</b>		Hartsock, Jane A	W34	Balentine, Angie M	W31	<b>Masters of Yucaipa Swim Team</b>	
Downey, James E	M51	Hartsock, Steve J	M38	Coates, Ed M	M46	Kent, Aric E	M41
<b>Total: 1</b>		Hintermeister, Julie L	W24	Guthrie, David M	M51	Walker, Craig P	M72
<b>Hilton Head Aquatic Club</b>		Holmberg, Tom	M53	Hilpert, Bess	W56	<b>Total: 2</b>	
Murray, DJ	W82	Howland, Heather	W31	Huggins, Dale R	M39	<b>Merced Skimmers Masters Aquati</b>	
<b>Total: 1</b>		Jenkins, Timothy J	M50	Jurey, Mary K	W45	Bird, Clark M	M41
<b>Holmes Lumber Jax</b>		Keenan, George W	M58	Leon, Stacy L	W46	Carpenter, Michael J	M47
Beattie, David A	M42	McCabe, Thomas J	M54	Mayronne, Corey	M34	<b>Total: 2</b>	
Corse, John D	M88	Moore, Katie	W24	Murff, Don	M70	<b>Merritt Marlins</b>	
Nickodem, Peter W	M62	Morrison, John	M39	<b>Total: 10</b>		Pickens, Sherri S	W26
Wells, D Scott	M50	Mullins, Stephen M	M79	<b>Machine Aquatics</b>		<b>Total: 1</b>	
<b>Total: 4</b>		Raese, T R	M39	Groves, Lisa J	W47	<b>Metro Masters Swim Club</b>	
<b>Hopkins Masters Swimming</b>		Seibt, Andreas K	M54	Mac Gregor, Ellen	W45	Bottini, Mike	M57
Johnson, Luke B	M29	Sims, David E	M49	Wilson, Wendy	W39	Kyff, Jennifer J	W38
Stone, Julie D	W41	Traynor, John	M52	<b>Total: 3</b>		Lynch, Carol A	W55
<b>Total: 2</b>		Tuchler, Jim	M47	<b>Maine Masters Swim Club</b>		Monahan, Richard S	M70
<b>Huntsville Swim Assoc</b>		<b>Total: 23</b>		Bell, Richard J	M42	Schoenlank, Julie A	W32
Boyle, Antonio	M42	<b>Indy Aquatic Masters</b>		Estabrook, Mary B	W50	<b>Total: 5</b>	
Hayes, Mary F	W42	Christoffel, Ben J	M36	Gray, Zachary A	M29	<b>Michigan Masters</b>	
Smith, Brent	M71	Jones, Rose	W33	Lecrone, Timothy J	M39	Asti, Trevor	M34
<b>Total: 3</b>		Meyers, Susan L	W70	Nguyen, Son	M32	Aumiller, Joe	M54
<b>Hurricanes Masters</b>		Newell, Sally	W74	Regan, Michael F	M51	Brown, Denise H	W52
Merritt, Anne Hanna	W37	Shuck, Susie	W46	Roth, Douglas M	M50	Cantrell, Connie S	W41
<b>Total: 1</b>		<b>Total: 5</b>		<b>Total: 7</b>		Charlton, Allan	M75
<b>Hydropower Masters Swim Club</b>		<b>Iowa Masters</b>		<b>Manatee Aquatic Masters Inc</b>		Christensen, Kurt A	M46
Barringer, Danika	W20	Belin, Thomas H	M50	Heath, Robert H	M55	Corbeil, Keith	M52
Daling, Ian	M20	Edwards, Andy	M47	<b>Total: 1</b>		Creason, Paul K	M54
Halvorson, John T	M21	<b>Total: 2</b>		<b>Maryland Masters</b>		Duhaime, Susan A	W29
Henderson, Sierra P	W20	<b>Irving Masters Swim Club</b>		Coleman, Jill	W81	Fort, Robert L	M54
Jaeger, Natalie	W21	Myer, Cynthia J	W59	DeHart, Morgan L	M23	Guthrie, Sally K	W62
		<b>Total: 1</b>		Hiskey, Justin R	M28	Harris, Susan	W46
		<b>Jersey Area Multisport</b>					

# Athlete Roster — By Team

Name	Age	Name	Age	Name	Age	Name	Age
<b>Michigan Masters</b>		Roddin, Hugh J	M70	Crocker, Michael T	M27	<b>Total: 58</b>	
Karas, Paul G	M56	Roddin, Jeffrey H	M43	Cutter, Kyle	W26	<b>New Mexico Masters</b>	
Olson, Chuck A	M62	Roddin, Julie	W35	Daley, Amanda W	W24	Lilienthal, Jason	M38
Palmer, Bill	M61	Roddin, Ruth A	W69	Delaney, Mike J	M56	<b>Total: 1</b>	
Pogue, Jim H	M51	<b>Total: 8</b>		Dixon, Alison M	W49	<b>New Wave Masters Swimming</b>	
Popps, Corrin C	W47	<b>Mountain View Masters</b>		Donovan, Kim M	W48	Vizzari, Richard L	M55
Shears, David M	M52	Campbell, Chris	M51	Downing, Jennifer	W33	<b>Total: 1</b>	
Sturdy, Patrick R	M42	<b>Total: 1</b>		Estel, Beth A	W56	<b>Niagara District Masters</b>	
Thompson, Frank L	M60	<b>MOVY Masters</b>		Ewan, Bill	M69	Byers, James M	M50
Weiss, Patrick J	M52	Diel, Bruce N	M63	Ewen, Chrystena E	W38	Conroy, Michael J	M65
Wohl, Adam M	M25	Eldridge, Beth	W42	Flynn, Maureen E	W47	English, Rauni A	W53
<b>Total: 22</b>		Hall, Floyd S	M70	Glines, Susie L	W60	Gould, Gerry	M52
<b>Middle Tennessee U Masters Swi</b>		<b>Total: 3</b>		Goodale, Rainy M	W42	Heinemann, William A	M54
Deal, Jesse L	M20	<b>Mt Greenwood Masters Swim Team</b>		Green, Dick	M60	Murray, Louise	W71
Jackson, Alex A	M20	Dickman, Rachel E	W25	Grilli, Tracy L	W55	Simonson, Kay B	W50
Morrell, Elijah N	M20	Javorski, John	M33	Gulley, Wendy	W46	Spencer, Kate	W65
<b>Total: 3</b>		Moore, Mary	W55	Hindle, Lori D	W36	Turner, Kay G	W65
<b>Middle TN Masters Swim Club</b>		Morris, Chad	M35	Hummel, Barbara R	W60	<b>Total: 9</b>	
Enders, Carly	W27	Morris, Chad	M35	Jensen, Sue	W51	<b>Nitro Swimming</b>	
<b>Total: 1</b>		Tully, Natalie	W25	Kobayashi, Yumiko	W50	Cotton, Casey	M47
<b>Minnesota Masters Swim Club</b>		<b>Total: 5</b>		LaChapelle, Tracy N	W42	Driscoll, Lynne M	W44
Emison, Thomas W	M53	<b>Nashville Aquatic Club Masters</b>		Laughna, Kaye-Lani M	W32	Gogulski, David H	M43
Jacobson, Brian L	M38	McPherson, Chris	W44	Lloyd, Kimberly K	W39	Kravitz, Larry C	M58
Lamour, Didier B	M55	Ockerman, Jeff	M57	Marzano, Eric	M33	Marx, Jeff	M47
Lamour, Florence C	W21	Turner, David R	M48	Mc Inerney, Scott A	M25	Molina, Patricia A	W36
Smith, Darrell J	M55	<b>Total: 3</b>		McQuiggan, Frank	M63	Siegel, Craig	M54
<b>Total: 5</b>		<b>National Capital YMCA</b>		Millerd, Michelle A	W41	Siegel, Herbert	M89
<b>Mission Viejo Masters</b>		Nakahodo, Sidney	M36	Moran, Daniel M	M30	Siegel, Jennifer	W20
Albright, Philip W	M52	<b>Total: 1</b>		Morgan, Marshall G	M58	Unruh, Steven L	M45
Bright, John M	M47	<b>New Albany Aquatics Club</b>		Mugford, Stephen A	M44	<b>Total: 10</b>	
Heather, Michael R	M57	Birnbrich, Beth	W48	Nappi, Keri	W34	<b>Noblesville Adult Swim Team</b>	
Houldsworth, Duncan A	M36	Birnbrich, Chris L	M48	Neuendorf, Donna M	W43	Sikich, Christopher P	M33
Kornfeld, Maurine E	W90	Birnbrich, Mark S	M45	Ohman, Niclas K	M37	<b>Total: 1</b>	
Little, Jeanne	W75	DeVennish, Arthur H	M29	Pasterczyk, Christine	W45	<b>North Baltimore Aquatic Club M</b>	
Mc Leod- Crady, Jennifer	W37	DeVennish, Edward B	M67	Pelletier, Hillary	W35	Alban, Doug M	M25
Mitchell, Alison A	W57	DeVennish, Elaine H	W63	Pettibone, Chip	M50	Benda, Brian	M41
Moore, Mark W	M53	Everman, Kelly	M40	Pierce, Andrew	M50	Kotz, Jeffrey M	M55
Segraves, Ann M	W41	Klestinec, Robin L	W50	Rogacki, Daniel J	M64	Limke, Tobi L	W37
Sumner, David M	M41	Lehr, Gunner F	M39	Rubacky, Mark S	M42	Rapuano, Lisa O	W46
<b>Total: 11</b>		Noe, William E	M47	Saint Aubin, Patricia S	W54	<b>Total: 5</b>	
<b>Montana Masters</b>		Wagner, Harold K	M46	Schonholz, Steven	M56	<b>North Carolina Masters Swimmin</b>	
Ackley, Ella B	W69	<b>Total: 11</b>		Sever, Michael	M41	Aber, Dan	M38
VonJentzen, Emily	W29	<b>New England Masters Swim Club</b>		Soraghan, Marilyn L	W45	Acampora, Sue	W51
<b>Total: 2</b>		Alexandre, George E	M54	Sorel, Edward W	M76	Adams, Michael	M27
<b>Montgomery Ancient Mariners</b>		Au, Lauren E	W27	Spence, Denise	W52	Adcock, George E	M40
Britt, Clay	M51	Barna, Heather K	W41	Stokes, Karin E	W51	Albayrak, Ali H	M52
Diamond, Louis H	M72	Bosley, Douglas M	M49	Strehle, Andrew P	M42	Alford, Peter T	M58
Fisken, Kathleen C	W70	Brown, Phil	M51	Sweetser, Stacy L	W36	Allen, Benjamin	M31
Harmon, David C	M62	Bruegmann, Heide	W70	Wagner, Gretchen J	W36	Allsopp, David	M23
		Coakley, Marian W	W74	Yankauskas, Paula J	W57		
				Yunker, Carol M	W65		

Name	Age	Name	Age	Name	Age	Name	Age
<b>North Carolina Masters Swimm</b>		Burns, Molly J	W46	Donovan, Bradley J	M42	Granath, Anne W	W77
Alston, Robert L	M47	Butterfield, Pete	M43	Dore, Mary G	W48	Green, James M	M67
Amick, Beverly O	W57	Byers, Christopher H	M47	Dotson, Laura	W42	Greene, Dana M	W43
Andersen, Morten	M41	Byrd, Michael	M54	Dowtin, Emily L	W32	Greene, Julie K	W28
Anderson, Craig	M62	Caldwell, Benjamin E	M71	Doyle, Mark	M52	Hageman, Heather M	W41
Anderson, Missy B	W46	Candelaria, Sharron	W48	Dudley, Todd	M47	Hall, Virginia R	W39
Andrepoint, Daniel M	M30	Carmine, Jay R	M34	Duncan, Nancy J	W44	Haller, Fritz B	M53
Angelada-Jao, Jennifer S	W38	Carney, Kevin J	M39	Dunphy-Daly, Meagan M	W30	Haney, Rich	M59
Argo, Emily E	W24	Carroll, Kathleen	W26	Dunson, David B	M39	Happ, Kevin R	M23
Arnholt, Alan T	M48	Carrow, Hill	M57	Duque, Diana C	W39	Hardin, Tom	M65
Asseff, Benjamin	M26	Carter, Eddie C	W41	Dyke, Anne L	W47	Hardison, Kathleen K	W53
Astilla, Elizabeth J	W65	Carter, Jamie L	W27	Eagle, Lisa	W47	Harper, Rebecca	W29
Astilla, Michael J	M41	Casazza, Bill R	M49	Edmunds, Julie	W46	Harrill, Kiran C	W46
Azari, Nasrin A	W45	Caskey, Laura S	W44	Ellis, Haywood C	M21	Hartley, Larry S	M52
Baccich, Thorn	M29	Cathey, Sandra G	W62	Engels, Detlef N	M49	Haugh, Sue J	W50
Bacon, David	M48	Catterson, William H	M39	Erb, Wayne L	M52	Hedgecock, Suzann B	W50
Barnhill, Kelly	M44	Chan, Andy	M49	Evans, Marlana M	W28	Helms, Marie	W32
Barrell, Sharon M	W50	Chapman, Gerry M	M60	Fadely, Lewis	M42	Henahan, Patrick	M24
Barrett, Steve	M78	Charles, Thomas C	M30	Faison, Olga M	W44	Henry, Angela	W42
Beachler, Michael P	M60	Chavez, Eddie M	M34	Fiest, Eric R	M53	Henson, Steven L	M58
Benda, Peter M	M69	Cheetham, Meredith R	W26	Finn, John P	M43	Herndon, Bradley F	M41
Berting, David A	M55	Clancy, Matthew	M38	Fisher, Barbie	W52	Hildebrand, Dawn	W31
Biondi, Gino F	M51	Clark, Jerry	M74	Fletcher, Doug	M69	Hilgen, Thomas H	M47
Bishop, Jessica L	W37	Claycomb, Meredith A	W27	Flinn, Emma	W62	Himwich, Alec	M67
Bitzenhofer, Mike A	M47	Colvard, John D	M49	Ford, Doug	M48	Hogan, Patricia S	W42
Blackwell, Ceil W	W71	Covington, Sonya L	W43	Forney, Emily J	W23	Holbrook, Russell	M60
Blue, Laura E	W33	Cox, Ashley B	W20	Fouts, Ali A	W49	Holden, Maureen H	W42
Bober, Richard S	M61	Crankshaw, Erik	M39	Frey, Bridget K	W39	Hollett, Peter G	M52
Bodenheimer, Tracy A	W42	Creighton, Kevin F	M45	Fuller, W Scott	M46	Holshouser, Boyce Jay J	M50
Bodin, Sarah	W42	Creighton, Lisa M	W45	Gaal, Brianne	W32	Hopkins, Mark	M49
Bolduc, Erin	W33	Crowder, Barbara W	W54	Gaal, Marty	M40	Houck, Andrew	M31
Bolinger, Timothy R	M43	Crowder, Robert T	M56	Gadol, Louis C	M70	Houseal, Rebecca L	W29
Bonfilio, Dawn A	W43	Cutrell, Erin P	W27	Garrett, Jeff	M57	Hovey, Mary Anna	W69
Bonney, Erin R	W29	Dahl, Geoff	M34	Garth, Christy L	W38	Hunn, Meg A	W38
Borrero, Freddie	M65	Dahl, Jenny	W30	Gass, Melissa	W44	Hunt, Steve	M48
Boswell, Edmund O	M42	Dallamura, Scott J	M33	Gates, Amy	W54	Hurt, Connie L	W43
Bowers, Melissa S	W36	Davis, Craik	M60	Gates, Nevill	M54	Hurt, John C	M41
Bradley, Robert J	M54	Davis, Matthew S	M39	George, Daniel J	M45	Huson, John J	M77
Braswell, Barbara C	W60	Davis, William A	M44	Georoff, Andrea A	W28	Husson, Bob	M66
Braun, Erika L	W40	de la Cruz, Juan J	M23	Gillman, Regina M	W46	Inglefield, Jody	M57
Brekovsky, Tom	M49	Dean, Scott	M44	Glass, Ernie	M62	Jaescke, Susan M	W26
Brooks, S A M	W68	Deason, Aaron	M19	Godsoe, Eugene	M24	Jaffe, Robert A	M41
Brown, Bill	M66	Delong, Harry P	M68	Godwin, Margaret T	W63	Jamison, Darlene	W42
Brunelli, Nicholas J	M30	DeMilia, Mary V	W40	Goldman, Brian H	M47	Jennings, Bob	M46
Bryan, Becky	W43	Dempsey, Michelle	W42	Gomez, Edgardo	M39	Johnson, Erik	M43
Buchanan, Bill	M52	D'Englere, Paul M	M50	Gomez, Felipe	M44	Johnson, Trent P	M32
Bucierka, Suzanne G	W32	Dennis, Carla	W51	Gonzalez, Jose E	M40	Jones, Cullen A	M28
Buckley-Kornatz, Jennifer A	W40	Despres, Maureen	W47	Gonzalez, Jose R	M34	Jones, Duncan L	M41
Bullard, Joel	M39	Disher, Charlotte W	W49	Gosha, Joseph D	M58	Jones, Richard	M44
Burgess, Erika A	W29	Dixon, Louise	W52	Gould, Meganne	W31	Kays, Amelia B	W32
Burgess, Greg	M40	Dockendorf, Pat	W85	Graham, Beth R	W37	Keaney, Alice	W29



# Athlete Roster — By Team

Name	Age	Name	Age	Name	Age	Name	Age
<b>North Carolina Masters Swimm</b>		Mangrum, John W	M49	Narter, Erdem M	M55	Quillen, Diane E	W48
Kearney, Kathryn	W21	Manuel, John S	M61	Needham, Dow	M63	Ramsey, Kelly A	W26
Keefer, Elliot	M23	Marsh, David	M53	Neese, Lynn S	W45	Ratterman, George	M64
Kemerait, Karen M	W45	Marshall, Sue D	W44	Norris, Amy B	W27	Ravestein, John W	M28
Kennedy, Gene	M52	Marsom, Phil	M54	Nowak, Elizabeth A	W48	Redfield, Carol A	W46
Kennedy, Madison	W24	Martin, Andrew C	M37	Nye, Lawrence	M63	Reedy, Heather R	W38
Kern, Paul E	M43	Martin, Chris D	M45	O'Connell, Daniel C	M46	Rensink, Rick	M60
Kicklighter, Pamela M	W55	Martin, Daniel W	M35	O'Donnell, Jeremiah J	M53	ReVille, Jay F	M47
Klein, Jonathan E	M54	Martin, Lisa W	W44	O'Donnell, John E	M38	Rhodes, JerrieLynn	W44
Klober, Roland	M43	Massengale, Susan	W58	O'Donnell, Maureen L	W19	Rice, Jane I	W66
Klossner, Rebecca	W30	Mathews, Barbara J	W53	Old, Catherine A	W34	Richardson, Anita	W56
Klotz, Camille A	W66	Matthews, Mark C	M56	Olmsted, Matthew J	M29	Richardson, Carol P	W57
Knight, Eric	M25	Maycock, Cary W	W43	Ortmann, Fred W	M37	Richey, Jennifer S	W40
Kollins, Scott H	M42	Mc Farland, James A	M52	Osborne, Walter F	M56	Robbins, Mary	W27
Kortheuer, John D	M81	McAmmond, Jordan M	W36	Ostberg, Kristen J	W28	Roberts, Michael J	M42
Krakauer, Amy L	W26	McCrea, Bill	M58	Owen, Jeffrey J	M37	Robinson, David S	M47
Krasowski, Nicole G	W39	McEachran, Frances T	W50	Packard, Andrea H	W37	Robinson, Robin S	W55
Kreel, Nathaniel E	M33	McFadden, J Edward	M63	Parker, Lee	M50	Robling, Steve W	M42
Kremer, Sandra	W75	McFetters, Erik P	M36	Parra, Madeline	W24	Rogers, Eugenia (Jennie) A	W59
Kretz, Russell A	M50	McGrath, Jim G	M43	Parsons, Donna	W62	Rohner, Patricia A	W52
Kurtz, Jerry T	M45	McGraw, Dennis D	M60	Partin, George	M23	Ruebel, Deb	W55
Kute, Tim E	M66	Medendorp, Amanda J	W26	Patterson, Robert B	M41	Sadosky, Daniel	M37
Larson, E Ole	M91	Medendorp, Margy	W58	Payne, (Earl R) Bob	M61	Salmon, Brandy L	W40
Lawrence, Kari C	W30	Medendorp, Mark A	M34	Pegram, Steve	M43	Sanders, Susan	W37
Lawrence, Micah	W21	Medendorp, Meghan M	W30	Pellizzari, John H	M45	Santini, JG	M72
Leach, Deborah J	W57	Medendorp, Rebecca B	W30	Perdue, Tammy O	W49	Saragoni, Mario	M47
Lee, Ashley	W54	Medina, Katie E	W31	Perryman, Sue	W68	Sartain, Lee	M30
Lee, Doug	M56	Mehlhop, Paul D	M51	Peterson, Erik	M38	Sasser, Jon	M56
Lee, Lawrence B	M43	Miller, Doug	M42	Phillips, John M	M53	Scharf, Ray	M74
Lee, Mark K	M37	Miller, Jamie A	M57	Phillips, Kali A	W27	Schildknecht, Margaret G	W25
Lee, Terrence J	M62	Miller, Richard N	M57	Phillips, Timothy J	M21	Schmitz, Robert L	M59
LeVine, Robert S	M47	Miller, Sydney	M45	Pillmore, Bill	M64	Schneider, Josh	M24
Lindauer, Kerry	W37	Mills, Heather	W40	Pinkerton, Rolffs S	M73	Schultz, Norman E	M46
Lindquist, Dana W	W49	Mills, Katherine	W23	Pistorio, Tyge	M46	Scott, Robert M	M65
Lindroos, Pamela M	W46	Mitchell, Clarke E	M79	Pletcher, Todd	M42	Scuderi, Chris J	M39
Loch, Jonathan	M27	Mitchell, Dixon	M45	Plummer, Stephanie J	W29	Seay, Nancy	W52
Losego, Jessica	W30	Mondelli, Gabriella E	W20	Pool, Alexia	W26	Seifart, Curt	M60
Lovgren, Alysia K	W33	Montgomery, Victoria J	W51	Poole, Cindy	W55	Sharif, Khalil	M29
Loydpierson, Sandy J	W47	Moore, Elizabeth D	W26	Porco, Filippo M	M34	Siefers, Andrea M	W26
Lundquist, Bryan	M26	Moore, Jill H	W41	Postel, Eric A	M46	Siegele, Jessica	W28
Lutz, Andrew G	M36	Moore, Steven E	M40	Procton, Brad I	M55	Simmons, Charles E	M71
Lyman, William (B J) E	M46	Moran, Marty J	M43	Procton, Bruce	M50	Singletary, Henry P	M51
Lyons, Jeff	M41	Morris, Alexis L	W29	Proctor, Elizabeth A	W27	Skinner, Libby	W50
Macartney, Norman S	M73	Morton, Jacob G	M24	Proctor, Sarah K	W24	Slater, Douglas K	M54
Maccormac, Ann	W49	Mulligan, Sarah	W48	Pujols, Maria D	W52	Slaughter, James W	M66
MacDonell, Stuart	M49	Murks, Karol B	W54	Pulsifer, Andrew	M46	Smith, Alison J	W58
Madonia, Marc P	M38	Murphy, Dan R	M70	Purdie, John A	M62	Smith, Kristen B	W28
Magdanz, Gregory W	M48	Murray, Cheryl A	W59	Pursley, David C	M25	Smith, Stratton	M47
Maguire, Thomas P	M48	Murray, Jeff L	M42	Putney, Donald C	M48	Smothers, Jim E	M55
Mahmoud, Tamer H	M43	Nagle, Cynthia A	W33	Quattropiani, LeeAnne	W33	Sonstegard, Goody	M29
Major, David A	M42	Nannucci, Franco	M45	Queen, Nathan	M37	Spangler, Tom C	M53

Name	Age	Name	Age	Name	Age	Name	Age
<b>North Carolina Masters Swimm</b>		Weatherman, Steve	M56	<b>Oregon Masters</b>		Rogers, Randy	M53
Speerschneider, Derek	M38	Weeks-Honnold, Heather L	W38	Bruce, Bob A	M64	Sawyer, Dennis L	M68
Spencer, Michael J	M54	Weischedel, Brian J	M52	Cleary, Kevin H	M28	Schiedermayer, Ben	M21
Spencer, Paul M	M26	Weischedel, David	M26	Frid, Barbara	W70	Shelnut, Daniel	M19
Springer, Margie J	W51	Weller, Jeff	M52	Kehoe, Bob	M65	Smith, William R	M67
Staub, Heidi L	W42	Wennborg, Lars A	M49	Kelber, Michael W	M64	Stafford, Rick A	M65
Stephens, Mary E	W24	Westby, Nelson O	M24	Landis, Tom	M70	Sutherland, Kate	W64
Stetson, Margaret A	W60	White, Bernard T	M68	Thayer, George D	M76	Tower, Nic E	M19
Stevens, Dan P	M49	White, Jay K	M51	Thorpe, Nick	M32	Truong, Dominique	M73
Stevens, Ricky	M57	White, Rachel	W77	<b>Total: 8</b>		Vander Haegen, Geraldine E	W44
Stevenson, Chris L	M47	Willard, Juanita A	W92	<b>Pacific Northwest Aquatics</b>		Warner, Frank	M63
Stewart, Henry D	M48	Williams, Heidi	W43	Adcock, Richard P	M56	Welch, Sarah	W65
Stocksdale, Steve A	M58	Willis, Matt	M36	Alcantar, Eduardo	M19	Werner, Haleigh A	W43
Sturgis, Jason	M40	Wilson, Boyd E	M48	Anderson, Sydney E	W19	Wetstone, Susan	W38
Su, Billy	M38	Wilson, Debbie R	W58	Ashmann, Chericka L	W38	Whitefield, Benjamin G	M22
Swander, Kevin	M28	Withers, Lorraine T	W48	Baker, John B	M60	<b>Total: 55</b>	
Taube, Tim	M29	Wolfe, Bill P	M54	Bell, Alan	M62	<b>Palmetto Masters</b>	
Thomas, Chandler P	M22	Wolff, Celia	W46	Campan, Gary	M68	Brzezinski, Jay	M65
Thrasher, Bradley A	M30	Woodard, Alis Rojas	W51	Carr, Kate	W45	Chilton, James A	M36
Tiska, Patty A	W52	Woodruff, Becky	W26	Carruthers, Kate M	W63	Craft, Jenny H	W31
Tomlin, Elizabeth S	W46	Woods, Kennon A	M60	Casey, Kathrine J	W63	Hallman-Kenner, Cathy L	W46
Torres, Mark	M42	Woods, Morgan M	W24	Colbeck, Pete L	M50	Menches, Karl S	M48
Torres, Todd	M43	Wooten, Sharon	W43	Dahl, Lisa A	W50	Menches, Lynn W	W51
Townsend, Nancy M	W56	Wynn, Richard T	M51	Davis, Charlotte M	W61	Menches, Robert C	M51
Trabue, Kelsey L	W22	Yaguda, Morgan R	W18	Dillon, Sally A	W65	Savage, Steve	M45
Treece, Lindsay K	W22	Yates, Tammy L	W30	Dills, Suzanne L	W67	Stresemann, Michael N	M51
Trivette, Robert P	M55	Yochelson, Roger	M61	Divelbiss, Madison L	W19	Yocum, Kari	W34
Troester, Kerry	W44	Young, Barbara A	W49	Doherty, Todd S	M41	<b>Total: 10</b>	
Trogdon, Raymond D	M45	Young, John E	M36	FitzGerald, Erin E	W20	<b>Patriot Masters Swim Team</b>	
Tsang, Phyllis	W30	Zasadny, Alex R	M26	Gende, Gretchen M	W42	Decarli, Carmen A	W72
Tucker, David E	M48	Zheng, Jiang	M34	Getzendaner, Janet J	W71	Grecco, Paul A	M51
Tucker, Jim	M51	<b>Total: 495</b>		Glassman, Debbie A	W58	Livingston, Leslie C	W50
Uhl, Alicia K	W35	<b>Novaquatics Masters</b>		Graham, Donald	M57	von Loewe, Pete A	M41
Van Der Horst, Charles M	M60	Dietrich, Jim	M41	Graham, Frederick A	M55	<b>Total: 4</b>	
Van Meeteren, Greta	W65	Jackson, Scott J	M37	Grigas, Garrett J	M21	<b>Phoenix Swim Club</b>	
Van Meeteren, Hans P	M68	Pelaez, Cristina D	W24	Heller, Paul G	M19	El Dokor, Tarek A	M36
Van Meter, Patrick	M41	Von Hoffmann, Gerard	M56	Johansson, Hanna L	W45	Ruberto, Laura M	W42
VanDeCarr, Gretchen	W54	West, Steve T	M40	Kays, David E	M44	<b>Total: 2</b>	
Vanderfleet-Scott, Jill A	W57	<b>Total: 5</b>		Keppeler, John H	M44	<b>Plano Wetcats</b>	
Vass, Mary Katherine	W75	<b>O*H*I*O Masters Swim Club</b>		Lindley, Jane	W50	McCarthy, Shaun	M51
Verhoef, Peter	M27	Chisholm, Dick	M77	Lippold, Mary B	W56	Senne, Sarah	W27
Vickers, Valerie G	W63	Foster, Warren A	M86	Lowder, Kaitlyn	W19	Stone, Stephanie	W45
Villada, Jose F	M42	Learmonth, William R	M72	McColly, Michael	M66	Whitney, Timothy C	M47
Wagner, Rich	M51	Marshfield, Ann K	W53	Nordby, Michael C	M70	<b>Total: 4</b>	
Waldron, Patricia H	W50	Meyer, Gerald H	M67	Olson, Geneva D	W19	<b>Post Swimming</b>	
Wall, Janet E	W43	Taraska, Veronica	W33	Peterson, Steven B	M65	Florio, Eric	M24
Walsh, Sue	W50	<b>Total: 6</b>		Phelan, Cole E	M20	Koster, Carolyn	W50
Washburn, Jonathan W	M54	<b>Ohio Splash</b>		Reeder, Bill D	M59	Zaratin, Erik	M32
Waters, Buddy	M68	Vann, KC	W42	Reid, Walt	M71	<b>Total: 3</b>	
Waters, Matthew	M23	<b>Total: 1</b>		Reimer, Shelley B	W42		
Watterson, Laura A	W27			Rice, Kenneth A	M37		

# Athlete Roster — By Team

Name	Age	Name	Age	Name	Age	Name	Age
<b>Prairie Masters Swim Team</b>		<b>Reston Masters Swim Team</b>		Seubert, Erica L	W30	Hamel, Laura	W47
Sonstegard, Morgan A	W27	Boyle, Michael F	M60	Stephenson, Dan	M55	Hillman, Allen F	M44
Sonstegard, Peter	M31	Brightwell, Kim M	W52	Sterne, Erik A	M59	Jones, Burwell	M79
Stoll, Linda L	W64	Brisk, Diane L	W56	Strand, Robert	M66	Kendig, Jamie M	M31
<b>Total: 3</b>		Cardy, Andrea M	W32	Veintimilla, Miguel	M24	Kruger, Joel	M58
<b>PT Masters</b>		Carlson, Jennifer M	W32	<b>Total: 18</b>		Lodwig, Keefe L	M68
Meade, Matthew H	M46	Carlson, John	M40	<b>Royal navy</b>		Matysek, Jim	M52
<b>Total: 1</b>		Dawson, Mandy	W50	Hall, Robert W	M22	Mehok, George K	M44
<b>Quest Masters Swim Team</b>		Evans, Brian R	M47	Hogan, Tom JP	M24	Mench, Edward H	M45
Buscaglia, Caycee P	W47	Gerson, Gordon M	M75	Kirk, Bryan	M30	Newman, Steven M	M50
Dameron, Pam D	W66	Hajost, Cynthia M	W52	Price, Andrew M	M47	Shaheen, Luke	M23
Eliasek, Steve	M43	Johnson, Mindy	W48	Rose, Daniel C	M24	Stultz, Todd W	M52
Howard, Amy	W47	Jones, Brein D	W21	Timbs, Garry	M30	Vargas, Glen A	M51
Jacobson, Kristan N	W39	Jones, Caylin L	W23	Vaughan, Nicolus G	M48	Vazmina, Rudy J	M61
Maly, Cleary	W42	Katsaros, Sheryl K	W42	<b>Total: 7</b>		Verth, Ann	W70
Martinez, Maria T	W21	Manheim, Frank T	M81	<b>San Diego Swim Masters</b>		Verth, Tom	M73
<b>Total: 7</b>		Manheim, Lucy M	W69	Best, Bob	M79	Walker, Rick B	M61
<b>Ranger Aquatics Masters</b>		Nakazawa, Muraji	M55	Jordan, Betsy T	W75	Weber, Mark A	M45
Kirby, Dillard	M52	Pohnert, Anne M	W44	Pipes, Adrienne S	W77	<b>Total: 30</b>	
<b>Total: 1</b>		Pohnert, Steven C	M42	Pipes-Neilsen, Karlyn	W50	<b>Sawtooth Masters</b>	
<b>Red Tide</b>		Spaulding, Kathy M	W64	Price, Allison	W60	Erwin, Jeff T	M47
Armentrout, Anna S	W40	Van Erden, Jayme K	W26	Riddle, Peter E	M74	<b>Total: 1</b>	
Cohen, Rachel F	W34	Vurdelja, David D	M46	Weston, Susan E	W61	<b>Sierra Marlins Swim Team Maste</b>	
Colby, Laura J	W54	Wymelenberg, Lynn A	W56	<b>Total: 7</b>		Cahill, Janet C	W45
Czekala, Steven R	M52	<b>Total: 23</b>		<b>San Mateo Masters</b>		<b>Total: 1</b>	
Donihe, Phil M	M28	<b>Rice Aquatic Masters</b>		Fasbender, Alice J	W73	<b>Sierra Nevada Masters</b>	
Dougherty, Erin M	W29	Kone, Bruce C	M54	<b>Total: 1</b>		Class, Patrick L	M63
Fain, Jeremy S	M34	Kouri, Drew P	M26	<b>Sandusky Area Masters</b>		Conkey, Jim	M80
Fairman, Abigail A	W35	<b>Total: 2</b>		Warner, Adam S	M24	Conkey, Nancy	W67
Gary, Kristin J	W44	<b>Rinconada Masters</b>		<b>Total: 1</b>		Hamilton, Nathan	M43
Goodman, Robert	M43	Shaw, James F	M71	<b>Santa Cruz Masters Aquatics</b>		Lawrie, Jim	M65
Hausheer, Camille V	W24	<b>Total: 1</b>		Carter, Brandon J	M41	Lintz, Steve	M61
Hutchinson, Tyrone C	M36	<b>Rolling Hills Mud Sharks</b>		<b>Total: 1</b>		Miller, Celeste	W62
Jo, Nancy	W33	Pierce, Donald A	M66	<b>Santa Rosa Masters</b>		Tyler, A Susan	W63
Koepfel, Kacey J	W32	Tevis, Maggie H	W64	Lockhart, Christine N	W53	Tyler, Sarah L	W67
Maguire, Rose K	W36	<b>Total: 2</b>		<b>Total: 1</b>		Walker, Joseph R	M70
McPherson, Kelly A	W34	<b>Rose Bowl Masters</b>		<b>Sarasota YMCA Sharks</b>		<b>Total: 10</b>	
Mestecky, Rowan	W45	Alders, Alec	M23	Albino, Jorge E	M37	<b>South Coast Aquatics</b>	
Nagy, Joe	M31	Borton, Dan	M44	Bennett, Ellen K	W49	Sovero, Emilio A	M63
Neyland, Spencer B	M47	Capizzi, Stefanie	W25	Brenner, Bill	M53	<b>Total: 1</b>	
Palumbo, Gregory T	M31	Carlson, Andrew	M25	Butcher, Rob	M39	<b>Southern Masters Swimmers</b>	
Royer, John R	M29	Carlson, Eric	M27	Cornell, Tom	M64	Arnold, Patricia F	W73
Scollon, Erik L	M40	Castleton, Tom	M40	Couch, Bob E	M65	Buccino, Vicki	W66
Sinder, Tiffany M	W31	Dubrick, Jon S	M43	Deery, Kyle B	M27	Frederic, Christine	W47
Thompson, Thayer H	M37	Durieux, Chad A	M32	Doyle, Deanna	W54	<b>Total: 3</b>	
Wager, Susan	W46	Frantz, Robert S	M24	Fedako, Cathy A	W50	<b>Southwest Ohio Masters</b>	
Werlinich, Greg S	M47	Lucero, Michael D	M41	Ganey, Stephanie D	W25	Freds, Keaton S	M20
Witzke, Christian E	M24	Mason, Michael	M38	Groselle, Jack R	M57	Yamamoto, Eddie	M52
Yamashita, Mikiko	W45	Mc Ginley, Patrick B	M48	Groselle, Laura L	W51	<b>Total: 2</b>	
<b>Total: 28</b>		Purgason, H Lee	M55				



Name	Age	Name	Age	Name	Age	Name	Age
<b>Spokane Waves Aquatic Masters</b>		Mierzwa, Hank S	M62	Pulley, Katherine	W21	Shipp, Bill M	M52
Sheahan, Dan	M54	Moosman, Deanne L	W33	Singleton, Marcus G	M23	Strahota, Jeffrey R	M31
Steenhuis, Harm-Jan	M44	<b>Total: 6</b>		Spencer, Rachel	W19	Thomas, Lillian M	W28
<b>Total: 2</b>		<b>Sunfish Masters</b>		Wiley, DJ	M22	<b>Total: 6</b>	
<b>Sport city</b>		Shattuck, Drew J	M43	<b>Total: 10</b>		<b>The Olympic Club</b>	
Delgado, Francisco	M44	<b>Total: 1</b>		<b>SwimSF</b>		Bishop, Brooke A	W25
<b>Total: 1</b>		<b>Swift Swimming</b>		Bush, Erin A	W26	Bower, Kenny G	M24
<b>St Cloud Area Family YMCA</b>		Collins, Elizabeth J	W51	<b>Total: 1</b>		Davidoff, Cara	W26
Melsen, Krisie M	W31	Knowles, Elliott J	M25	<b>T2 Naples Masters</b>		Dorr, John W	M28
Moran, Marty	M45	Knowles, Jeremy D	M30	Jebe, Margit H	W73	Elder, James E	M68
<b>Total: 2</b>		Knowles, Nancy C	W54	<b>Total: 1</b>		Gans, Egan	M26
<b>St Pete Masters Inc</b>		Knowles, Percival A	M57	<b>Tamalpais Aquatic Masters</b>		Gill, Meg B	W27
Beach, Robert E	M81	Knowles, Sr., Percival A	M81	Bernard, Alan D	M62	Greenwood, Scott C	M34
Clark, Dawn	W47	<b>Total: 6</b>		Burns, Richard	M68	Haynie, Dee A	W57
Collins, Eric	M40	<b>Swim Fort Lauderdale</b>		Meyerhoff, Rick	M65	Hendrickson, John J	M51
Harrelson, Jo Ann	W56	Heller, Elizabeth A	W31	Ridout, Nancy J	W70	Holsman, Trent T	M31
Mc Nulty, Barbara A	W55	Hendrick, Marty	M54	Tulin, Bill	M53	Malasky, Martin E	M23
Petersen, Charlotte	W47	Hulett, Jennifer A	W43	Val, Laura B	W60	Mc Cormack, Bryan J	M46
Selles, Carl H	M65	Larson, Linda L	W56	Zuur, James	M71	Mc Kay, Matthew G	M40
Specht, William L	M54	Legaspi, Adrian	M59	<b>Total: 7</b>		O'Donnell-McCarthy, Fiona	W25
Swanson, Christine T	W49	Legaspi, Kelly A	W40	<b>Tampa Tarpons Masters</b>		Quinn, Phyllis E	W56
Texel, Paula M	W41	Pardo, Robert R	M38	Kennedy, David A	M70	Reilly, Erin P	W26
<b>Total: 10</b>		Pero, Myriam	W62	<b>Total: 1</b>		Talbott, Christopher J	M25
<b>St. Louis Area Masters</b>		Thomas, Ann B	W52	<b>Team Greenville Masters</b>		Van Horn, William G	M73
Hopson, Bruce E	M46	Ventura Visbal, Rosa V	W64	Lewinski, Katie	W22	Welting, Lauren K	W46
Payne, Lori A	W52	Volz, Kristin R	W38	Rauchwarter, Lauren	W23	<b>Total: 20</b>	
Petersen, Stephanie O	W50	Webb, Linda	W66	Robertson, William F	M75	<b>The Swim Club of NorCal</b>	
Pohlmann, John T	M68	<b>Total: 12</b>		Rubert, Shelley A	W40	Robert, David W	M56
Pohlmann, Mary M	W67	<b>Swim Kentucky Masters</b>		Waldrop, Justine	W41	<b>Total: 1</b>	
Seyferth, Elizabeth L	W53	Ciampa-Wise, Cindy	W52	<b>Total: 5</b>		<b>Tidewater Aquatic Club</b>	
<b>Total: 6</b>		Haberek, Cork	M55	<b>Team New York Aquatics</b>		Gallagher, Dan	M24
<b>Stanford Masters Swimming</b>		Harrington, Jeannie	W50	Chesson, Win	M28	<b>Total: 1</b>	
Colvard, Carl	M56	Klein, Sigi B	W76	Cole, Brad G	M53	<b>Tri Valley Masters</b>	
Fasbender, Barry A	M74	Korzeniowski, Mike	M41	Goldring, Michael	M59	Condon, Doug	M49
<b>Total: 2</b>		Lewis, Breana L	W35	Judge, Joshua M	M35	Espiritu, Vicki	W26
<b>Stingrays Masters Swimming</b>		Solano, Abraham E	M42	Mackenroth, Jack	M43	<b>Total: 2</b>	
Berryhill, Keith	M52	Ward, Mimi H	W53	Turnbull-Brown, Elisabeth A	W39	<b>Tribeach</b>	
Ferreira, Pedro M	M43	Zerhusen, Megan	W32	Tynan, Michael	M30	Hoffman, Kevin T	M55
Holland, David N	M43	<b>Total: 9</b>		<b>Total: 7</b>		McCormack, Marie	W50
Massey, Melissa K	W30	<b>Swim Las Vegas</b>		<b>Team Pittsburgh Masters</b>		Stroie, Adrian	M44
McClure, Pam	W48	Godwin, Christopher A	M24	Abbate, Gary A	M57	<b>Total: 3</b>	
Schwartz, Kristine S	W38	<b>Total: 1</b>		Cox, Mark	M44	<b>Trillium Y</b>	
Stemper, Michelle A	W34	<b>Swim Utah</b>		Lewis, Kathleen	W60	Straka, Peter	M69
<b>Total: 7</b>		Brussow, Chris	M34	Stutz, Kathleen J	W29	<b>Total: 1</b>	
<b>Stonewall Masters</b>		Bunnell, Christie	W19	<b>Total: 4</b>		<b>Triton Masters Swim Team</b>	
Bradley, Patrick J	M46	Constandse, Wesley	M25	<b>Terrapin Masters</b>		Felton, Robert T	M24
de Hart, Jenny E	W34	Karren, John	M44	Ellis, Andrew F	M43	O'Linger, Chris	M24
de Hart, Pieter A	M33	Lyman, Carolyn B	W61	Goodison, Michael R	M40	<b>Total: 2</b>	
Ginder, Michael W	M27	Moore, Jenna N	W19	Grover, Mollie K	W31	<b>Tulsa Masters Swim Club</b>	

www.kastawayswimwear.com  
Register online for email specials!

# Kastaway

S W I M W E A R

We bring our LOCAL SWIM SHOP to you!



**FREE SHIPPING**  
ORDERS OVER \$75  
\*restrictions apply

CINCINNATI, OH • COLUMBUS, OH • INDIANAPOLIS, IN • GREENSBORO, NC • RALEIGH, NC • ALPHARETTA, GA • ATLANTA, GA • CHAMBLEE, GA

GOGGLES



ACCESSORIES



SWIM CAPS



SPIRITWEAR



**GREENSBORO AQUATIC CENTER**  
**(336) 315-8497**  
1921 West Lee St.  
Greensboro, NC 27403

# Athlete Roster — By Team

Name	Age	Name	Age	Name	Age	Name	Age
<b>Tulsa Masters Swim Club</b>		Kochheiser, Weston L	M21	Hui, Shawn S	M18	Detrick, Johnnie	W76
Bates, Elissa	W21	Krhoun, Robert S	M38	Kay, Taylor A	W19	Durrant, Betsy	W70
Callan, Sean P	M42	Krhoun, Skye W	W39	Krimmer, Tess	W18	Franklin, Rebecca	W43
<b>Total: 2</b>		Letendre, Denise M	W23	Kunz, Christopher L	M18	Frisch, David J	M63
<b>UCLA Bruin Masters</b>		Levy, Katie	W28	Naugle, Andrew	M21	Frogley, Chris S	M68
O'Keeffe, Peter R	M61	LoCascio, Jim	M42	Priewe, Ross C	M19	Gault, Terry Sue M	W61
<b>Total: 1</b>		Loewe, Raymond D	M70	Rhodes, Kevin R	M19	Gomez, Stephen P	M24
<b>Unattached</b>		Lovette, Glenn A	M57	Sipiora, Zach T	M18	Griffin, Lucille	W73
Abineri, David	M68	Lynd, Howard W	M45	Stewart, Kelsey L	W20	Hall, Francis M	M85
Albert, Catherine	W47	Mabe, Morgan	M22	Sturr, Ariana A	W18	Hall, Megan E	W30
Albert, Kelsey	W23	Martin, Michael P	M51	<b>Total: 14</b>		Harris, Gregory	M48
Alderson, Jack A	M18	McConnell, Stan	M80	<b>University of Richmond Masters</b>		Hibbard, Kate	W27
Alfieri, Anne	W52	McCool, Chris	M47	Mautte, Kevin	M28	Hodgert, Donna M	W44
Baleka, Siphwiwe K	M41	Merena, Elizabeth J	W59	<b>Total: 1</b>		Hofmann, Brian R	M24
Beeman, Ashley C	W40	Murray, Christine E	W27	<b>University of San Francisco Ma</b>		Holland, Dave	M44
Bennett, Dennis	M46	Noble, Chris E	M28	Bryant, Lynn	W39	Jaeger, Debbie K	W49
Budde, Scot	M35	Onesti, Kelley M	W40	Dolar, Kevin I	M24	John, Chris K	M39
Byrd, Denis M	M33	Perkowski, Jonathan T	M59	Ewing, Jack	M51	John, Jenny H	W41
Cole, Roy D	M21	Phillipson-Weiner, Lindsey	W22	Sapirstein, Julian B	M62	Jones, Laura S	W46
Cortina, Jorge A	M53	Postma, Terri	W42	<b>Total: 4</b>		Kaufmann, Karen E	W47
Crampton, Jim C	M42	Powell, Lynn M	W51	<b>Vanderbilt Swim Club</b>		Kellinger, Jenny M	W49
Dailey, James L	M45	Powers, Sandy L	W55	Erickson, John	M27	Kennedy, Wilton C	M50
Daniels, Emily A	W25	Recine, Michael T	M58	Koran, Mary Ellen I	W24	Lamb, Maggie	W34
Dewey, John	M38	Reiss, Victoria	W22	<b>Total: 2</b>		Lewis, Lee	M38
DiMeglio, Chuck	M51	Rivera, Bryan C	M28	<b>Ventura County Masters</b>		Loftus-Charley, Shirley A	W60
Eberheart, Andy	M39	Ruddock, Jim	M55	Baron, Kurt C	M47	Lyons, Thomas F	M78
Eisenhofer, Justin D	M35	Salmon, John M	M43	Blatt, Cindy S	W58	Maher, Owen C	M77
Feldstein, Hannah E	W22	Saloga, Jim	M66	Blatt, Michael J	M56	Malsbury, David B	M50
Felton, Tanya	W33	Shakley, Brandon W	M31	Bleuel, Bart S	M70	Martin, Judy	W69
Fiene, Jonathan P	M33	Sheaves, Mike	M53	Gruber, Glenn A	M62	McFarland, Jim	M54
Frisch, Alexandria	W33	Sheldon, Paul	M41	Kerns, Hubie	M62	Miller, Jim W	M61
Fuenmayor, Jose	M68	Shockey, Kayla	W18	Mc Conica, Jim	M61	Miller, Patricia M	W51
Goldman, Brian M	M26	Smith, Nicole M	W29	Shaffer, Mike G	M46	Milner, Kristin E	W26
Hale, Art	M70	Stearns, Alex	M26	Warmuth, Stacey	W55	Myers, Danielle E	W27
Hartley, Steve E	M54	Stevens, Charles C	M42	Young, Michel F	M41	Newbury, Alfred C	M78
Hathorne, Matt D	M47	Thompson, Courtney S	W44	<b>Total: 10</b>		Patterson, Annette W	W46
Hedrick, Trip	M58	Toth, Dennis J	M57	<b>Virginia Masters Swim Team</b>		Phillips, Alice W	W46
Hellmann, Ralph P	M50	Wheeler, Brooke E	W32	Averette, Joan	W75	Ptak, Cheryl H	W64
Helmrich, Susan P	W56	Williams, Miller M	M24	Ayala, Jennifer D	W42	Russ, Carl	M77
Herbert, Marc	M23	Wilson, Mark A	M60	Barley, Adam S	M30	Russo, Claire C	W28
Humphrey, John	M29	Winans, Timothy J	M48	Barry, Marcia L	W63	Schreiner, Beth	W71
Jimison, Thomas N	M47	<b>Total: 83</b>		Berkley, Marianna	W89	Sokolik, Terry	W84
Jing, Jung	M56	<b>UNF Masters Swimming</b>		Betts, Nancy R	W55	Speer, Nancy	W49
Jones, Rob	M47	Anderson, Kenneth L	M28	Bittner, Molly Dean	W46	Sprenger, Kurt	M42
Kehe, Sarah E	W24	<b>Total: 1</b>		Bolger, Maura J	W30	Stauder, Justin M	M24
Kester-Hedrick, L'Louise	W57	<b>University of Oregon Swim Club</b>		Braaten, Kitten	W56	Stevenson, Heather N	W52
Kiley, Tory N	W51	Abdie, Kaitlyn M	W19	Calkins, Lynda J	W62	Streater, Barbara A	W41
King, Nathan P	M27	Burr, Justin	M21	Charley, Amy C	W26	Summerlin, Daniel C	M39
King, Tyler J	M24	DeRousseau, Karissa	W18	Clear, Kirk W	M44	Summerlin, Shannon	W39
Kirkpatrick, Laura A	W52	Hoffman, Lauren E	W20	Deacon, Rebecca G	W23	Tallent, Melissa M	W37
						Throne, William C	M55

# Athlete Roster — By Team

Name	Age	Name	Age	Name	Age	Name	Age
<b>Virginia Masters Swim Team</b>		Koeffler, Kristin K	W60				
Tudor, Erin S	W25	Kranpitz, Nancy	W67				
Turner, Betsy	W28	Minkey, Donald J	M44				
Vaughn, David R	M47	Paulsen, Curtis A	M52				
Walker, Laura S	W74	Pettersson, Carolyn A	W35				
Webb, Katie	W32	Pfaltzgraff, Mark	M50				
Wise, Randolph E	M70	Russell, Fred W	M64				
Woods, Tom M	M69	Schaetz, Daniel J	M41				
<b>Total: 71</b>		Schaetz, Trina R	W39				
<b>Waikiki Swim Club</b>		Schalla, Gordon J	M85				
Hatakeyama, Chio E	W37	Schneider, Erin E	W33				
<b>Total: 1</b>		Schneider, Mary P	W59				
<b>Walnut Creek Masters</b>		Settimi, Nora	W41				
Bledsoe, Dennis R	M73	Sinitz, Cheryl	W43				
Guadagni, Peter M	M57	Sinitz, John	M45				
O'Brien, Kerry L	M55	Sostock, Matt	M29				
Santos, Roque J	M44	Stich, Chris S	W34				
Willert, Dan T	M69	Stich, Darryl D	M36				
<b>Total: 5</b>		Tiltmann, Heather M	W40				
<b>Warrenton Masters Swim Team</b>		Tiltmann, Laren A	M42				
Convis, Bradley A	M50	Van Cleave, Julie M	W53				
<b>Total: 1</b>		<b>Total: 30</b>					
<b>West Hollywood Aquatics</b>		<b>Woodlands Masters Swim Team</b>					
Johansson, Kenneth R	M43	Bailie, Bob	M76				
Kirvan, David B	M47	Boak, Thomas D	M68				
Labelle, Laura L	W47	Freund, Shelle	W47				
Schmidt, Matthew B	M34	Glass, Mark W	M37				
Vucinich, Elizabeth A	W31	Heuer, Brigitte	W51				
Wadley, Wadley	M32	Ionesco, Constantin	M48				
<b>Total: 6</b>		Rollins, Bruce W	M62				
<b>Westchester Masters</b>		Tharp, Greg J	M61				
Hendricks, Geneve E	W43	Weiser, Sabine	W38				
Tiedemann, Arthur R	M46	<b>Total: 9</b>					
Tiedemann, Kate A	W43	<b>YMCA Barracuda Masters</b>					
<b>Total: 3</b>		Eastman, James Chris	M47				
<b>Winter Haven Masters Swim Team</b>		<b>Total: 1</b>					
Oliva, Stepan	M45	<b>YMCA of Middle Tennessee</b>					
Voisard, Brian S	M60	Lehner, Sarah C	W29				
<b>Total: 2</b>		<b>Total: 1</b>					
<b>Wisconsin Masters Aquatic Club</b>		<b>Yuba City Masters Swimming</b>					
Bauman, John H	M81	Finch, Merry B	W57				
Christenson, Candy J	W65	Lee, Stanley H	M55				
Clark, David L	M54	<b>Total: 2</b>					
Corris, Robert B	M67	<b>YWCA Masters of Adams County</b>					
Dannenber, James	M67	Diehl, David J	M70				
Field, Joanne W	W54	<b>Total: 1</b>					
Fochios, Dean T	M58	<b>Zen Masters</b>					
Fulbeck, Kip	M46	Thomas, Nate	M74				
Havel, Germaine L	W63	<b>Total: 1</b>					

# Day 1—Thursday, April 26

---

## Warm-up

6:00 a.m.-7:50 a.m.

## Meet Start Time

8:00 a.m.

Women	Event	Men
1/2 (mixed)	1000 freestyle	1/2 (mixed)
3/4 (mixed)	1650 freestyle	3/4 (mixed)

## Check-in Deadlines for Day 1

The 1000 free and 1650 free are positive check-in events. Check-in may be done in person at the registration area or online at [usms.org](http://usms.org).

Thurs., April 26	1000 freestyle	7:00 a.m.
	1650 freestyle	9:00 a.m.

### PLEASE NOTE:

If you do not check in by the deadline, you will not be seeded; there are no exceptions.

## Entry Deadline for Day 2 (Thursday) Relays

Relays must be turned in at the relay desk.

Thurs., April 26	200 mixed freestyle relay	4:00 p.m.
------------------	---------------------------	-----------

**2012 USMS Spring National Championships, Sanction #: 132-001**

**Greensboro Aquatic Center**

**Psych Sheet - Thursday, April 26, 2012**

<b>#1 Women 1000 Yard Freestyle</b>				<b>#2 Men 1000 Yard Freestyle</b>							
<b>Name</b>	<b>Age</b>	<b>Team</b>	<b>Seed Time</b>	<b>Name</b>	<b>Age</b>	<b>Team</b>	<b>Seed Time</b>				
1 Melgaard, Megan E	32	GAJA	10:28.32	59 Lockhart, Christine N	53	SRM	13:00.00	3 Gaines, Billy	31	LVM	10:05.00
2 Jones, Brein D	21	RMST	11:01.01	60 Bishop, Jessica L	37	NCMS	13:00.20	4 Stevenson, Chris L	47	NCMS	10:05.00
3 Petersen, Charlotte	47	SPM	11:15.00	61 Seubert, Erica L	30	ROSE	13:07.71	5 Wells, D Scott	50	HLJ	10:05.26
4 Mohorn, Heather D	25	FINS	11:17.54	62 Hogan, Patricia S	42	NCMS	13:11.52	6 Erwin, Jeff T	47	SAWS	10:06.74
5 Myers, Danielle E	27	VMST	11:17.93	63 Gault, Terry Sue M	61	VMST	13:15.56	7 Magee, Mark A	44	LVM	10:12.42
6 Elias-Williams, Maria L	47	GSMS	11:19.47	64 Mc Nulty, Barbara A	55	SPM	13:17.53	8 Kays, David E	44	PNA	10:15.00
7 Bunnell, Christie	19	UTAH	11:26.47	65 Ewen, Chrystena E	38	NEM	13:18.76	9 Morton, Jacob G	24	NCMS	10:23.12
8 Shuck, Susie	46	INDY	11:33.81	66 Carr, Kate	45	PNA	13:20.00	10 Alders, Alec	23	ROSE	10:31.33
9 Klestinec, Robin L	50	NAM	11:35.48	67 Hall, Virginia R	39	NCMS	13:23.00	11 Strahota, Jeffrey R	31	TERR	10:34.91
10 Armentrout, Anna S	40	REDT	11:35.69	68 Cantrell, Connie S	41	MICH	13:23.23	12 Colbeck, Pete L	50	PNA	10:35.00
11 Thomas, Lillian M	28	TERR	11:37.88	69 Thiel, Janet J	54	GSMS	13:28.00	13 Burkhardt, Justin M	32	DCAC	10:35.25
12 Trabue, Kelsey L	22	NCMS	11:40.13	70 Johnson, Mindy	48	RMST	13:33.39	14 Gomez, Stephen P	24	VMST	10:40.73
13 Jones, Eney	51	BLU	11:44.12	71 Helmrich, Susan P	56	UNAT	13:40.00	15 Rubacky, Mark S	42	NEM	10:42.99
14 Roddin, Julie	35	ANCM	11:45.21	72 Hendricks, Geneve E	43	WM	13:40.50	16 Hollett, Peter G	52	NCMS	10:45.00
15 Brown, Denise H	52	MICH	11:46.35	73 Watts, Sue N	57	1776	13:50.69	17 Mc Conica, Jim	61	VCM	10:47.42
16 McPherson, Kelly A	34	REDT	11:48.79	74 Braaten, Kitten	56	VMST	13:56.10	18 Martin, Andrew C	37	NCMS	10:49.00
17 Liberty, Laurel M	30	LIB	11:51.58	75 Lowder, Kaitlyn	19	PNA	14:00.00	19 Pistorio, Tyge	46	NCMS	10:49.44
18 McLeod-Crady, Jennifer	37	MVN	11:56.24	76 Guthrie, Sally K	62	MICH	14:01.68	20 Keenan, George W	58	IM	10:52.04
19 Turner, Betsy	28	VMST	11:56.86	77 Quinn, Phyllis E	56	TOC	14:06.19	21 Patterson, Thomas J	35	1776	10:58.18
20 Warmuth, Stacey	55	VCM	11:58.10	78 Tourtual, Dorothy M	60	BUMS	14:16.20	22 Carter, Brandon J	41	CRUZ	11:00.00
21 Rapuano, Lisa O	46	NBAC	11:59.57	79 Wymelenberg, Lynn A	56	RMST	14:20.44	23 Seibt, Andreas K	54	IM	11:00.00
22 Loftus-Charley, Shirley A	60	VMST	12:00.23	80 Cohen, Rachel F	34	REDT	14:35.07	24 Wadley, Wadley	32	WH2O	11:01.00
23 Krakauer, Amy L	26	NCMS	12:00.45	81 Jaeger, Natalie	21	HMS	14:45.36	25 Reilly, Jeff M	50	1776	11:02.10
24 Hankins, Malena	38	GAJA	12:01.22	82 Mills, Heather	40	NCMS	14:50.00	26 Mitchell, Dixon	45	NCMS	11:05.00
25 Hatakeyama, Chio E	37	WSC	12:03.38	83 Flinn, Emma	62	NCMS	14:53.22	27 Baron, Kurt C	47	VCM	11:06.99
26 Steadman Martin, Nancy	57	GSM	12:05.00	84 Veater, Betty B	65	GAJA	15:00.00	28 Brenner, Bill	53	SYSM	11:10.00
27 Williams, Heidi	43	NCMS	12:07.00	85 McDermott, Angela M	22	HMS	15:00.00	29 Bell, Alan	62	PNA	11:10.10
28 Moosman, Deanne L	33	STON	12:08.20	86 Sanders, Susan	37	NCMS	15:00.00	30 Schildknecht, Peter E	22	ARKM	11:15.99
29 Vanderpoel, Nicole L	47	CMS	12:14.23	87 Dyke, Anne L	47	NCMS	15:05.93	31 Walker, Rick B	61	SYSM	11:18.39
30 Simonson, Kay B	50	NIAG	12:14.90	88 Leventhal, Laura M	55	BGSC	15:08.91	32 Czekala, Steven R	52	REDT	11:21.20
31 Trimble, Ginny	27	GAJA	12:15.00	89 Rogers, Eugenia (Jennie) A	59	NCMS	15:12.00	33 Schildknecht, Calvin E	27	ARKM	11:21.30
32 Dore, Mary G	48	NCMS	12:16.10	90 Durrant, Betsy	70	VMST	15:35.80	34 Pardo, Robert R	38	SFTL	11:22.24
33 Mathews, Erin	26	MARY	12:20.80	91 Pero, Myriam	62	SFTL	15:40.00	35 Gogulski, David H	43	NITR	11:22.50
34 McEachran, Frances T	50	NCMS	12:21.36	92 Pohlmann, Mary M	67	SLAM	15:41.63	36 Dewey, John	38	UNAT	11:25.00
35 Loydpierson, Sandy J	47	NCMS	12:22.35	93 Birkhead, Jane C	71	MOST	16:06.40	37 Butcher, Rob	39	SYSM	11:26.67
36 Hamel, Laura	47	SYSM	12:23.32	94 Katz, Jane	69	AGUA	16:10.50	38 Kennedy, Gene	52	NCMS	11:30.00
37 Crowder, Barbara W	54	NCMS	12:25.00	95 Watson, Lisa L	58	GAJA	16:16.86	39 Newman, Steven M	50	SYSM	11:30.50
38 McCormack, Marie	50	TBH	12:25.00	96 Kaufmann, Karen E	47	VMST	16:30.91	40 Siegel, Craig	54	NITR	11:30.77
39 Hagadorn, Heather	47	CMS	12:29.34	97 Crook, Michelle A	44	FACT	16:53.47	41 Greene, Chris C	50	GAJA	11:30.80
40 Einsidler, Karen L	56	AGUA	12:30.00	98 Buccino, Vicki	66	SMS	16:54.91	42 Werlinich, Greg S	47	REDT	11:35.00
41 Haugh, Sue J	50	NCMS	12:30.00	99 Yunker, Carol M	65	NEM	17:15.21	43 Dever, Frederick E	46	DCAC	11:36.69
42 Lippold, Mary B	56	PNA	12:30.50	100 Schueckler, Leslie P	56	BSM	17:32.00	44 D'Englere, Paul M	50	NCMS	11:38.57
43 Grilli, Tracy L	55	NEM	12:31.00	101 Massengale, Susan	58	NCMS	17:37.00	45 Dunson, David B	39	NCMS	11:39.10
44 Texel, Paula M	41	SPM	12:33.36	102 Conkey, Nancy	67	SNM	17:38.87	46 Hillman, Allen F	44	SYSM	11:40.88
45 VonJentzen, Emily	29	MM	12:37.84	103 Tyler, Sarah L	67	SNM	17:45.00	47 Pohnert, Steven C	42	RMST	11:41.18
46 Miller, Celeste	62	SNM	12:40.50	104 Sauer, De Ette A	70	MOST	18:05.47	48 Lucero, Michael D	41	ROSE	11:41.18
47 Day, Nadine K	41	DANY	12:40.99	105 Lorenzi, Betty S	84	FACT	18:05.61	49 Pogue, Jim H	51	MICH	11:45.00
48 Haynie, Dee A	57	TOC	12:42.16	106 Martin, Judy	69	VMST	18:20.00	50 Grigas, Garrett J	21	PNA	11:45.00
49 Jensen, Sue	51	NEM	12:42.46	107 Jordan, Betsy T	75	SDSM	19:00.00	51 Thompson, Frank L	60	MICH	11:46.06
50 Franklin, Rebecca	43	VMST	12:47.96	108 Brisk, Diane L	56	RMST	20:00.00	52 Major, David A	42	NCMS	11:49.32
51 Vanderfleet-Scott, Jill A	57	NCMS	12:48.60	109 Durstein, Nancy N	82	FACT	20:48.11	53 Albright, Philip W	52	MVN	11:50.00
52 Driscoll, Lynne M	44	NITR	12:49.84	110 Trevison, Ellie	69	FACT	21:20.00	54 Alley, David W	37	TXLA	11:50.00
53 Valdez, Elaine S	56	MOST	12:50.00	111 Kornfeld, Maurine E	90	MVN	23:52.67	55 Pfaltzgraff, Mark	50	WMAC	11:50.00
54 Schuller, Kathryn	25	GAJA	12:50.42	112 Mead, Mary-Mead A	70	GAJA	23:59.05	56 Gray, Zachary A	29	MESC	11:50.14
55 Stutz, Kathleen J	29	TPIT	12:51.30	113 Murray, DJ	82	HHAC	24:04.54	57 Rogers, Randy	53	PNA	11:52.43
56 Stokes, Karin E	51	NEM	12:51.46	114 Dunivin, Anne A	95	GAJA	55:55.55	58 Lewis, Lee	38	VMST	11:52.60
57 Ciampa-Wise, Cindy	52	SKY	12:55.62					59 Porco, Filippo M	34	NCMS	11:53.32
58 Gulley, Wendy	46	NEM	12:59.00					60 Clark, David L	54	WMAC	11:54.19
								61 Hartley, Larry S	52	NCMS	11:56.92
								62 Roth, Douglas M	50	MESC	11:57.92
								63 Rhodes, Kevin R	19	DUCK	12:00.69

2012 USMS Spring National Championships, Sanction #: 132-001

Greensboro Aquatic Center

Psych Sheet - Thursday, April 26, 2012

#2 ... (Men 1000 Yard Freestyle)

64	McFarland, Jim	54	VMST	12:03.07
65	Aumiller, Joe	54	MICH	12:05.56
66	Couch, Bob E	65	SYSM	12:08.00
67	Olson, Chuck A	62	MICH	12:10.00
68	McCormick, Paul	65	CMS	12:10.01
69	Herndon, Bradley F	41	NCMS	12:10.76
70	Hoffman, Kevin T	55	TBH	12:20.00
71	Eggar, Jack D	59	ELG	12:20.05
72	Warner, Frank	63	PNA	12:30.00
73	Lovette, Glenn A	57	UNAT	12:30.00
74	Chapman, Gerry M	60	NCMS	12:32.92
75	Price, Andrew M	47	RNVS	12:36.00
76	Alcantar, Eduardo	19	PNA	12:40.00
77	Blanco, Alonso O	37	MOST	12:41.03
78	McColly, Michael	66	PNA	12:43.00
79	Dantas-McCutcheon, Matt	23	CUBU	12:50.00
80	Peterson, Matthew A	22	HMS	13:00.00
81	Jones, Duncan L	41	NCMS	13:00.00
82	Kute, Tim E	66	NCMS	13:00.00
83	Cleary, Kevin H	28	OREG	13:00.00
84	Langendorfer, Stephen J	61	FISH	13:00.05
85	McGraw, Dennis D	60	NCMS	13:13.55
86	McQuiggan, Frank	63	NEM	13:15.00
87	Nguyen, Son	32	MESC	13:15.20
88	Glass, Ernie	62	NCMS	13:17.45
89	Lee, Terrence J	62	NCMS	13:18.00
90	Jones, Richard	44	NCMS	13:21.00
91	Clancy, Matthew	38	NCMS	13:23.07
92	Halvorson, John T	21	HMS	13:25.00
93	Lintz, Steve	61	SNM	13:30.00
94	Green, James M	67	NCMS	13:40.29
95	Anderson, Craig	62	NCMS	13:41.23
96	Jones, Burwell	79	SYSM	13:50.00
97	Walker, Joseph R	70	SNM	14:00.00
98	Willert, Dan T	69	WCM	14:03.06
99	Heather, Michael R	57	MVN	14:15.16
100	Holshouser, Boyce Jay J	50	NCMS	14:30.00
101	Class, Patrick L	63	SNM	14:56.20
102	Shaw, James F	71	RINC	15:07.70
103	Hamada, Ahmed G	73	GOLD	15:18.06
104	Murphy, Dan R	70	NCMS	15:38.30
105	Bleuel, Bart S	70	VCM	15:45.80
106	Miller, David W	71	GAJA	15:55.50
107	Hartley, Steve E	54	UNAT	16:00.00
108	Smith, William R	67	PNA	16:33.29
109	Boyle, Michael F	60	RMST	16:34.41
110	Klober, Roland	43	NCMS	16:44.92
111	Blake, William V	75	MOST	16:50.00
112	Dunlap, Marion T	78	GAJA	17:00.00
113	Chisholm, Dick	77	O*H*	17:15.22
114	Monahan, Richard S	70	METR	17:18.00
115	Trevison, Rick	69	FACT	17:30.00
116	Mullins, Stephen M	79	IM	17:30.00
117	Johansson, Kenneth R	43	WH2O	17:30.00
118	Palmer, Pete	76	BMST	18:29.70
119	Conkey, Jim	80	SNM	19:25.62
120	Foster, Warren A	86	O*H*	21:59.09
121	Larson, E Ole	91	NCMS	23:48.21
122	Burgess, H. William	83	HIMA	25:00.00

123	Macartney, Norman S	73	NCMS	26:36.12
124	Neubig, Philip H	82	BMST	29:30.00

#3 Women 1650 Yard Freestyle

Name	Age	Team	Seed Time	
1	Hug, Laurie	47	1776	18:11.81
2	Jones, Eney	51	BLU	18:54.11
3	Thomas, Lillian M	28	TERR	19:05.52
4	Trabue, Kelsey L	22	NCMS	19:15.00
5	Werner, Haleigh A	43	PNA	19:15.09
6	Bennett, Ellen K	49	SYSM	19:19.90
7	Roddin, Julie	35	ANCM	19:37.94
8	Anderson, Sydney E	19	PNA	19:40.50
9	Brown, Denise H	52	MICH	19:56.56
10	Williams, Heidi	43	NCMS	20:00.00
11	Richardson, Kim G	43	CMS	20:00.99
12	Schickore, Jutta	47	DOC	20:01.69
13	Countryman, Marianne	47	GAJA	20:03.11
14	Vanderpoel, Nicole L	47	CMS	20:03.23
15	Loftus-Charley, Shirley A	60	VMST	20:04.71
16	Hankins, Malena	38	GAJA	20:13.72
17	Steadman Martin, Nancy	57	GSM	20:14.21
18	Capizzi, Stefanie	25	ROSE	20:15.45
19	Day, Nadine K	41	DANY	20:18.88
20	Krakauer, Amy L	26	NCMS	20:20.23
21	Mulligan, Sarah	48	NCMS	20:30.00
22	Maguire, Rose K	36	REDT	20:30.00
23	Leon, Stacy L	46	TXLA	20:30.00
24	Hagadorn, Heather	47	CMS	20:36.58
25	Mathews, Erin	26	MARY	20:39.51
26	Hindle, Lori D	36	NEM	20:41.38
27	Streater, Barbara A	41	VMST	20:45.30
28	Grilli, Tracy L	55	NEM	20:54.00
29	McCormack, Marie	50	TBH	20:59.01
30	Bishop, Jessica L	37	NCMS	21:00.10
31	Cardy, Andrea M	32	RMST	21:01.31
32	VonJentzen, Emily	29	MM	21:07.96
33	Clark, Dawn	47	SPM	21:17.28
34	Lewis, Breana L	35	SKY	21:22.46
35	Vander Haegen, Geraldine E	44	PNA	21:24.52
36	Miller, Jenna L	20	GSMS	21:26.21
37	Simonson, Kay B	50	NIAG	21:30.00
38	Franklin, Rebecca	43	VMST	21:36.79
39	Hogan, Patricia S	42	NCMS	21:37.81
40	Fairman, Abigail A	35	REDT	21:39.78
41	Haynie, Dee A	57	TOC	21:41.18
42	Gault, Terry Sue M	61	VMST	21:46.59
43	English, Rauni A	53	NIAG	21:49.59
44	Helmrich, Susan P	56	UNAT	21:50.00
45	Schuller, Kathryn	25	GAJA	21:51.00
46	Salmon, Brandy L	40	NCMS	22:00.00
47	Schwartz, Kristine S	38	RAY	22:00.00
48	Stutz, Kathleen J	29	TPIT	22:01.05
49	Seubert, Erica L	30	ROSE	22:07.18
50	Hajost, Cynthia M	52	RMST	22:10.00
51	Vanderfleet-Scott, Jill A	57	NCMS	22:10.55
52	Thiel, Janet J	54	GSMS	22:16.62
53	Ciampa-Wise, Cindy	52	SKY	22:21.22
54	Quinn, Phyllis E	56	TOC	22:25.10
55	Hooe, Donna L	49	GAJA	22:30.00
56	Dills, Suzanne L	67	PNA	22:32.74

57	Maycock, Cary W	43	NCMS	22:37.99
58	Kemerait, Karen M	45	NCMS	22:44.93
59	Ward, Mimi H	53	SKY	22:47.07
60	Kiley, Tory N	51	UNAT	22:50.00
61	Abdie, Kaitlyn M	19	DUCK	22:51.68
62	Wilson, Debbie R	58	NCMS	22:55.58
63	Pasterczyk, Christine	45	NEM	22:59.45
64	Dougherty, Erin M	29	REDT	23:00.00
65	Saint Aubin, Patricia S	54	NEM	23:01.94
66	Van Cleave, Julie M	53	WMAC	23:22.72
67	Barry, Marcia L	63	VMST	23:40.09
68	Braaten, Kitten	56	VMST	23:46.31
69	Lyman, Carolyn B	61	UTAH	23:54.42
70	Harrelson, Jo Ann	56	SPM	24:20.88
71	Martinez, Maria T	21	QMST	24:20.99
72	Mitchell, Alison A	57	MVN	24:28.63
73	Dyke, Anne L	47	NCMS	24:29.11
74	Mathews, Barbara J	53	NCMS	24:30.00
75	Dillon, Sally A	65	PNA	24:54.57
76	Kirk, Susan	51	BERK	25:33.03
77	Veater, Betty B	65	GAJA	25:35.63
78	Montgomery, Victoria J	51	NCMS	25:40.66
79	Hilton, Patti K	59	GSMS	26:37.30
80	Volz, Kristin R	38	SFTL	26:57.94
81	Cathey, Sandra G	62	NCMS	27:00.00
82	Pero, Myriam	62	SFTL	27:00.00
83	Lindquist, Dana W	49	NCMS	27:00.11
84	VanDeCarr, Gretchen	54	NCMS	27:08.43
85	Casey, Kathrine J	63	PNA	27:45.85
86	Anziano, Marcia	67	CMS	28:01.28
87	Durrant, Betsy	70	VMST	28:18.86
88	Van Meeteren, Greta	65	NCMS	28:23.55
89	Turner, Kay G	65	NIAG	28:28.45
90	Stephens, Mary Lou	69	GAJA	28:31.45
91	Tevis, Maggie H	64	RHMS	28:39.80
92	Spencer, Kate	65	NIAG	28:58.00
93	Tyler, Sarah L	67	SNM	29:00.00
94	Murray, Louise	71	NIAG	29:24.00
95	Pipes, Adrienne S	77	SDSM	30:40.56
96	Arnold, Patricia F	73	SMS	31:05.04
97	Marane, Bentley	68	GAJA	31:30.00
98	Astilla, Elizabeth J	65	NCMS	32:00.00
99	Manheim, Lucy M	69	RMST	32:00.00
100	Henderson, Martha J	75	FACT	32:05.75
101	Whalen, Nana	74	GAJA	32:52.09
102	Henderson, Sierra P	20	HMS	33:00.00
103	Campbell, Joan K	82	FACT	34:11.11
104	Sutherland, Kate	64	PNA	34:33.77
105	Johnston, Jennifer G	64	CUBU	43:34.81

#4 Men 1650 Yard Freestyle

Name	Age	Team	Seed Time	
1	Palumbo, Gregory T	31	REDT	16:30.26
2	Wadley, Wadley	32	WH2O	16:33.00
3	Christensen, Eric B	37	BDO	16:40.15
4	Erwin, Jeff T	47	SAWS	16:52.38
5	Alders, Alec	23	ROSE	16:59.11
6	Wells, D Scott	50	HLJ	17:05.26
7	Shaffer, Mike G	46	VCM	17:14.07
8	Kays, David E	44	PNA	17:14.19
9	Switzer, Keith M	49	BLU	17:15.08



**2012 USMS Spring National Championships, Sanction #: 132-001**

**Greensboro Aquatic Center**

**Psych Sheet - Thursday, April 26, 2012**

<b>#4 ... (Men 1650 Yard Freestyle)</b>			69 McCormick, Paul	65 CMS	21:02.39	130 Russ, Carl	77 VMST	33:00.00
10 Dickson, Kurt F	44 ARIZ	17:17.40	70 Biondi, Gino F	51 NCMS	21:03.44	131 Goldner, Fred	85 CONN	38:25.67
11 LaBianco, Christopher A	41 BLU	17:35.10	71 Lawrie, Jim	65 SNM	21:10.00	132 Neubig, Philip H	82 BMST	47:15.00
12 Crankshaw, Erik	39 NCMS	17:49.47	72 Scott, Robert M	65 NCMS	21:30.00			
13 Davis, William A	44 NCMS	17:59.99	73 Royer, John R	29 REDT	21:30.00			
14 Preslar, Jason	24 GSMS	18:09.23	74 Ferreira, Pedro M	43 RAY	21:46.00			
15 Karas, Paul G	56 MICH	18:10.83	75 Bruce, Bob A	64 OREG	21:47.36			
16 Johnson, Luke B	29 HOPK	18:13.01	76 Cothren, Jack	62 FISH	21:50.00			
17 Mc Conica, Jim	61 VCM	18:15.57	77 Stresemann, Michael N	51 PALM	21:57.10			
18 Patterson, Thomas J	35 1776	18:19.11	78 Astilla, Michael J	41 NCMS	22:00.00			
19 Bird, Clark M	41 MSMA	18:20.00	79 McQuiggan, Frank	63 NEM	22:00.20			
20 Seibt, Andreas K	54 IM	18:25.00	80 McGraw, Dennis D	60 NCMS	22:15.22			
21 Pohnert, Steven C	42 RMST	18:25.79	81 Porco, Filippo M	34 NCMS	22:22.82			
22 Morenus, Jesse J	29 BLU	18:25.89	82 Putney, Donald C	48 NCMS	22:23.62			
23 Rubacky, Mark S	42 NEM	18:27.28	83 Hendrickson, John J	51 TOC	22:25.40			
24 Hemmerle, Jamie	56 1776	18:30.00	84 Van Der Horst, Charles M	60 NCMS	22:35.50			
25 Kriger, Joel	58 SYSM	18:32.92	85 Olden, Levi	21 HMS	22:40.59			
26 Keenan, George W	58 IM	18:35.66	86 Molnar, Ronald A	70 CMS	23:00.00			
27 Morrison, John	39 IM	18:44.88	87 Walker, Joseph R	70 SNM	23:00.00			
28 Creason, Paul K	54 MICH	18:52.61	88 Gould, Gerry	52 NIAG	23:01.00			
29 McGiffin, Chris D	46 BERK	18:56.13	89 Gaw, Mike	42 GAJA	23:12.00			
30 Carter, Brandon J	41 CRUZ	19:00.00	90 Kravitz, Larry C	58 NITR	23:21.65			
31 Bell, Alan	62 PNA	19:06.93	91 McDonnell, Michael P	27 LIB	23:23.86			
32 Sprenger, Kurt	42 VMST	19:07.57	92 Quanrud, John O	65 GAJA	23:48.73			
33 Pardo, Robert R	38 SFTL	19:13.13	93 Pierce, Donald A	66 RHMS	23:59.22			
34 Loch, Jonathan	27 NCMS	19:15.00	94 Gilbert, Bayard E	42 ARKM	24:09.61			
35 Hopson, Bruce E	46 SLAM	19:20.00	95 Seifart, Curt	60 NCMS	24:09.65			
36 Greene, Chris C	50 GAJA	19:20.80	96 Green, James M	67 NCMS	24:19.00			
37 Francis, Lee	51 IM	19:26.82	97 Beachler, Michael P	60 NCMS	24:24.98			
38 Dunson, David B	39 NCMS	19:27.40	98 Willert, Dan T	69 WCM	24:30.00			
39 Nolte, Christopher C	55 CMS	19:30.00	99 Nordby, Michael C	70 PNA	24:39.95			
40 Smith, Stratton	47 NCMS	19:30.86	100 Diel, Bruce N	63 MOVY	24:59.61			
41 Rogers, Randy	53 PNA	19:37.20	101 Ewan, Bill	69 NEM	25:04.99			
42 McFarland, Jim	54 VMST	19:41.04	102 McGee, Terry R	67 FACT	25:20.32			
43 Strehle, Andrew P	42 NEM	19:41.44	103 Fasbender, Barry A	74 STAN	25:21.16			
44 Van Meter, Patrick	41 NCMS	19:45.00	104 Sovero, Emilio A	63 SCA	25:27.61			
45 Landis, Tom	70 OREG	19:45.00	105 Murphy, Dan R	70 NCMS	25:30.48			
46 Hillman, Allen F	44 SYSM	19:45.93	106 Hendrick, Marty	54 SFTL	25:30.88			
47 Byers, James M	50 NIAG	19:46.62	107 Bleuel, Bart S	70 VCM	25:32.18			
48 Meade, Matthew H	46 PTMS	19:46.85	108 Creighton, Mel L	52 GSMS	25:41.26			
49 Clark, David L	54 WMAC	19:54.95	109 Legaspi, Adrian	59 SFTL	26:38.36			
50 Kennedy, Gene	52 NCMS	19:55.00	110 Delong, Harry P	68 NCMS	26:40.50			
51 Siegel, Craig	54 NITR	19:55.13	111 Fletcher, Doug	69 NCMS	26:51.83			
52 Hulett, Jeffrey R	51 CMS	19:59.00	112 Wagner, Rich	51 NCMS	26:56.15			
53 House, Christopher	48 FXCM	20:00.00	113 Slaughter, James W	66 NCMS	26:57.14			
54 Grzeszczak, John S	53 GOLD	20:00.00	114 Adams, Michael	27 NCMS	27:28.66			
55 Selles, Carl H	65 SPM	20:00.00	115 Wood, Craig A	71 ETEX	27:30.00			
56 Moon, WonKee	37 DCAC	20:01.11	116 Meyer, Gerald H	67 O*H*	27:30.00			
57 Rice, Kenneth A	37 PNA	20:01.55	117 Rauch, Will	77 LVM	28:00.00			
58 Karren, John	44 UTAH	20:07.69	118 Narter, Erdem M	55 NCMS	28:08.82			
59 Aumiller, Joe	54 MICH	20:10.60	119 Monahan, Richard S	70 METR	28:45.00			
60 Hartley, Larry S	52 NCMS	20:12.61	120 Chisholm, Dick	77 O*H*	28:59.00			
61 Gray, Zachary A	29 MESC	20:14.83	121 Palmer, Pete	76 BMST	29:03.22			
62 Roth, Douglas M	50 MESC	20:21.55	122 Miller, Jamie A	57 NCMS	29:21.21			
63 Magdanz, Gregory W	48 NCMS	20:23.38	123 Mullins, Stephen M	79 IM	30:00.00			
64 McNamara, Paul (Tank) F	48 GKMS	20:39.51	124 Beach, Robert E	81 SPM	30:00.00			
65 Dantas-McCutcheon, Matt	23 CUBU	20:51.00	125 Stolz, Irwin W	82 GAJA	30:25.00			
66 Graham, Frederick A	55 PNA	20:55.00	126 Chuven, Herb	73 GAJA	30:50.17			
67 Williamson, Eric R	21 HMS	21:00.00	127 McDanal, Steven K	68 CMS	31:30.00			
68 Lewis, Lee	38 VMST	21:00.00	128 Waters, Buddy	68 NCMS	32:00.05			
			129 Sasser, Jon	56 NCMS	32:51.28			



# WE'VE GOT THE GEAR HERE!



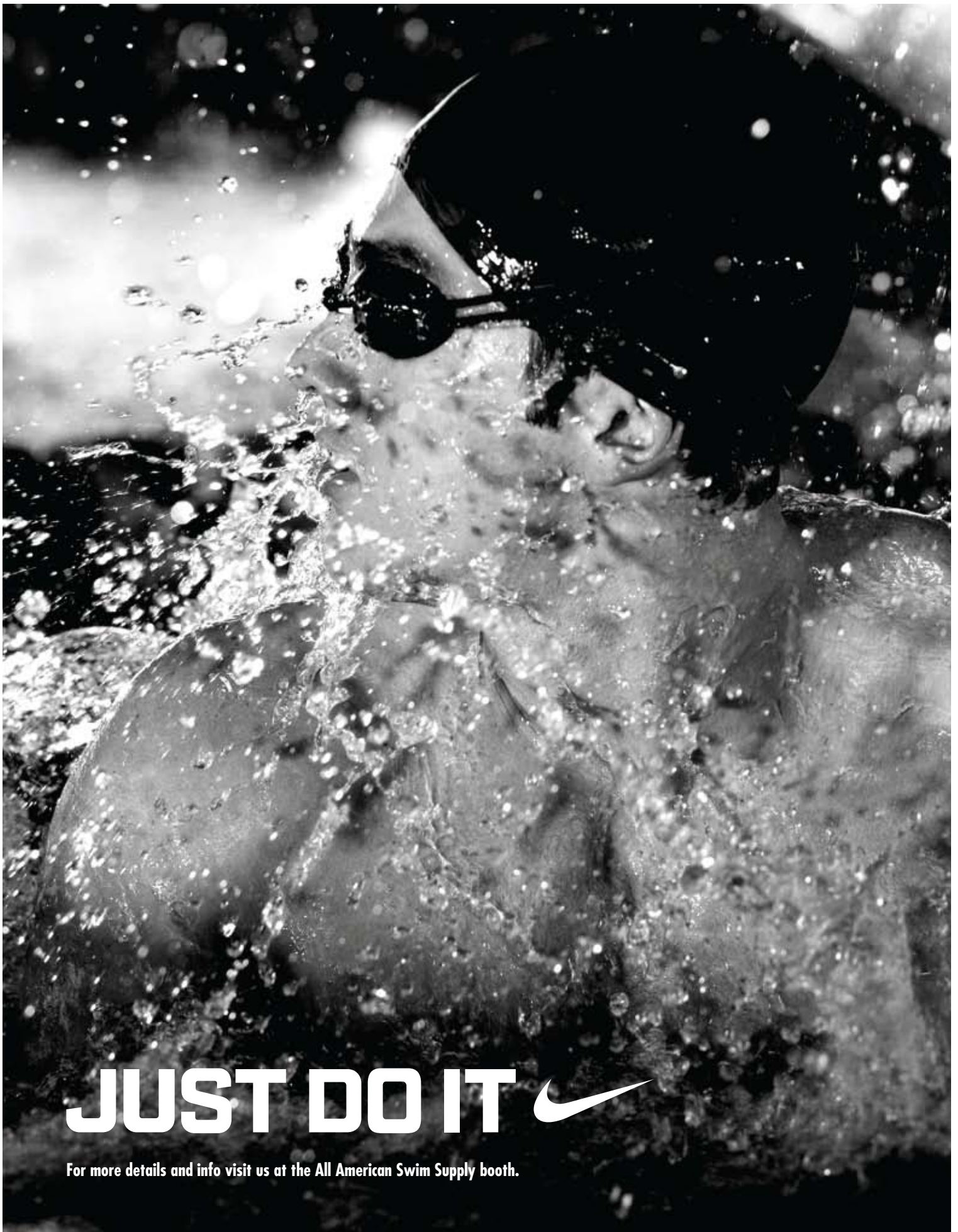
## **YOU'RE A MASTER! LET IT SHOW!**

Visit the Kiefer / TYR booth to get your new USMS apparel, Kiefer suits and swim gear. Enter a **daily raffle** to win great prizes from TYR.

 **Kiefer**<sup>TM</sup>

[www.kiefer.com](http://www.kiefer.com) 1-800-323-4071





**JUST DO IT** 

For more details and info visit us at the All American Swim Supply booth.

# Day 2—Friday, April 27

## Warm-up

6:00 a.m.-7:50 a.m.

## Meet Start Time

8:00 a.m.

Women	Event	Men
5	400 IM	6
30 minute warm-up in competition pool		
Ransom Arthur Award announcement (10 minutes)		
7	100 butterfly	8
9	200 freestyle	10
11	50 breaststroke	12
13	100 backstroke	14
15	200 mixed free relay	15

## Check-in Deadline for Day 2

The 400 IM is a positive check-in event. Check-in may be done in person at the registration area or online at [usms.org](http://usms.org).

Fri., April 27	400 IM	7:00 a.m.
----------------	--------	-----------

### PLEASE NOTE:

If you do not check in by the deadline, you will not be seeded; there are no exceptions.

## Entry Deadline for Day 3 (Saturday) Relays

Relays must be turned in at the relay desk.

Fri., April 27	200 mixed medley relay	4:00 p.m.
	women's 200 freestyle relay	
	men's 200 freestyle relay	

**2012 USMS Spring National Championships, Sanction #: 132-001**

**Greensboro Aquatic Center**

**Psych Sheet - Friday, April 27, 2012**

**#5 Women 400 Yard IM**

Name	Age	Team	Seed Time
1 Merritt, Anne Hanna	37	HURM	4:39.42
2 DeRousseau, Karissa	18	DUCK	4:47.06
3 Limke, Tobi L	37	NBAC	4:49.56
4 Bolger, Maura J	30	VMST	4:51.40
5 Fuchs, Lauren	25	CUBU	4:52.17
6 Van Erden, Jayme K	26	RMST	4:52.78
7 Hug, Laurie	47	1776	4:54.54
8 Charley, Amy C	26	VMST	4:55.00
9 Hintermeister, Julie L	24	IM	4:55.70
10 Gilmore, Katie L	28	ALEX	4:56.84
11 Pickens, Sherri S	26	MERR	4:57.28
12 Carlson, Jennifer M	32	RMST	4:59.77
13 Letendre, Denise M	23	UNAT	5:00.00
14 Moosman, Deanne L	33	STON	5:01.09
15 Capizzi, Stefanie	25	ROSE	5:02.45
16 Legaspi, Kelly A	40	SFTL	5:02.88
17 Shuck, Susie	46	INDY	5:04.90
18 Russo, Claire C	28	VMST	5:04.95
19 Popps, Corrin C	47	MICH	5:05.36
20 Turner, Betsy	28	VMST	5:05.55
21 Day, Nadine K	41	DANY	5:06.52
22 Bennett, Ellen K	49	SYSM	5:09.70
23 Trimble, Ginny	27	GAJA	5:10.00
24 Stich, Chris S	34	WMAC	5:10.37
25 Collett, Tracy	41	GAJA	5:12.00
26 Klestinec, Robin L	50	NAM	5:12.75
27 Packard, Andrea H	37	NCMS	5:14.95
28 Schwartz, Kristine S	38	RAY	5:15.00
29 Phillipson-Weiner, Lindsey	22	UNAT	5:15.43
30 Pellegrini, Traci A	42	COLU	5:15.74
31 Swanson, Vibeke L	50	1776	5:17.89
32 Steadman Martin, Nancy	57	GSM	5:17.93
33 Natkin, Heidi	38	AWJ	5:18.12
34 Enders, Carly	27	MTSC	5:19.01
35 Davidson, Michelle L	41	GSM	5:20.00
36 Hodgert, Donna M	44	VMST	5:20.40
37 VonJentzen, Emily	29	MM	5:20.41
38 Tallent, Melissa M	37	VMST	5:22.00
39 de Hart, Jenny E	34	STON	5:23.43
40 Elias-Williams, Maria L	47	GSMS	5:23.49
41 Countryman, Marianne	47	GAJA	5:23.67
42 Vanderpoel, Nicole L	47	CMS	5:26.25
43 Frederic, Christine	47	SMS	5:26.97
44 Carroll, Kathleen	26	NCMS	5:28.00
45 Brown, Denise H	52	MICH	5:28.45
46 Valdez, Elaine S	56	MOST	5:29.46
47 Buscaglia, Caycee P	47	QMST	5:29.70
48 Noznesky, Denise L	45	GERM	5:30.00
49 Moore, Katie	24	IM	5:30.00
50 Mulligan, Sarah	48	NCMS	5:30.00
51 Payne, Lori A	52	SLAM	5:30.00
52 Leon, Stacy L	46	TXLA	5:30.00
53 Dore, Mary G	48	NCMS	5:30.25
54 Krhoun, Skye W	39	UNAT	5:30.30
55 Simonson, Kay B	50	NIAG	5:30.72
56 Sinitz, Cheryl	43	WMAC	5:31.90
57 Lewis, Breana L	35	SKY	5:35.68
58 Claycomb, Meredith A	27	NCMS	5:36.22

59 Gillman, Regina M	46	NCMS	5:37.62
60 Stephens, Mary E	24	NCMS	5:37.88
61 Tiedemann, Kate A	43	WM	5:38.00
62 Jones, Caylin L	23	RMST	5:39.01
63 Wainwright, Joanne	56	AKMS	5:43.17
64 Daley, Amanda W	24	NEM	5:47.95
65 Loydpierson, Sandy J	47	NCMS	5:48.81
66 Jensen, Sue	51	NEM	5:49.99
67 Franklin, Rebecca	43	VMST	5:50.00
68 Clark, Dawn	47	SPM	5:51.62
69 Miller, Patricia M	51	VMST	5:52.02
70 Cantrell, Connie S	41	MICH	5:53.22
71 Amick, Beverly O	57	NCMS	5:54.73
72 Ciampa-Wise, Cindy	52	SKY	5:55.45
73 Postma, Terri	42	UNAT	6:00.00
74 Murray, Cheryl A	59	NCMS	6:04.85
75 Ward, Mimi H	53	SKY	6:06.05
76 Quinn, Phyllis E	56	TOC	6:10.94
77 Thiel, Janet J	54	GSMS	6:10.97
78 Martinez, Maria T	21	QMST	6:11.56
79 Jones, Laura S	46	VMST	6:21.15
80 Mitchell, Alison A	57	MVN	6:29.07
81 DeMilia, Mary V	40	NCMS	6:30.00
82 Larson, Linda L	56	SFTL	6:30.41
83 Krasowski, Nicole G	39	NCMS	6:30.72
84 Harrelson, Jo Ann	56	SPM	6:33.00
85 Lyman, Carolyn B	61	UTAH	6:34.26
86 Welch, Sarah	65	PNA	6:36.57
87 Yankauskas, Paula J	57	NEM	6:38.96
88 Hamilton, April O	45	CFYM	6:48.21
89 Volz, Kristin R	38	SFTL	6:49.80
90 Tourtual, Dorothy M	60	BUMS	6:56.42
91 Chappell, Melinda E	51	GSMS	6:57.00
92 Rogers, Eugenia (Jennie) A	59	NCMS	6:58.20
93 Vogel, Aileen E	60	ELG	6:59.72
94 Hilton, Patti K	59	GSMS	7:01.00
95 Pohlmann, Mary M	67	SLAM	7:06.09
96 Meyers, Susan L	70	INDY	7:10.00
97 Cathey, Sandra G	62	NCMS	7:15.00
98 Price, Allison	60	SDSM	7:15.00
99 Powell, Lynn M	51	UNAT	7:15.56
100 Seyferth, Elizabeth L	53	SLAM	7:18.15
101 Leventhal, Laura M	55	BGSC	7:22.42
102 Ventura Visbal, Rosa V	64	SFTL	7:25.00
103 Henry, Angela	42	NCMS	7:25.05
104 Myer, Cynthia J	59	IMSC	7:53.61
105 Sauer, De Ette A	70	MOST	8:09.68
106 Hovey, Mary Anna	69	NCMS	8:37.08
107 Katz, Jane	69	AGUA	9:00.00
108 Davis, Charlotte M	61	PNA	9:00.00
109 Whalen, Nana	74	GAJA	9:38.67
110 Campbell, Joan K	82	FACT	10:04.23
111 Durstein, Nancy N	82	FACT	10:34.20
112 Eisele, Barbara M	81	BLF	11:40.75

**#6 Men 400 Yard IM**

Name	Age	Team	Seed Time
1 O'Linger, Chris	24	TMST	3:56.24
2 Bathazi, Istvan	33	BLU	3:58.83
3 Christensen, Eric B	37	BDO	4:00.11
4 Palumbo, Gregory T	31	REDT	4:09.33

5 Reed, Buddy	29	CUBU	4:10.00
6 Santos, Roque J	44	WCM	4:12.00
7 Chesson, Win	28	TNYA	4:14.12
8 Moran, Daniel M	30	NEM	4:14.47
9 West, Steve T	40	NOVA	4:16.00
10 Brundage, Patrick W	45	BRSM	4:17.04
11 Magee, Mark A	44	LVM	4:18.43
12 Shefchik, Byron	37	GAJA	4:20.03
13 Asseff, Benjamin	26	NCMS	4:20.15
14 Schmidt, Matthew B	34	WHZO	4:22.89
15 Barley, Adam S	30	VMST	4:23.00
16 Stich, Darryl D	36	WMAC	4:23.03
17 Solano, Abraham E	42	SKY	4:25.05
18 Andersen, Morten	41	NCMS	4:25.77
19 Morton, Jacob G	24	NCMS	4:25.81
20 Schildknecht, Calvin E	27	ARKM	4:27.34
21 Helfers, Edward D	29	ARMS	4:28.07
22 Altman-Kurosaki, Jonas Y	23	AGUA	4:30.00
23 Livingston, Terry	45	BLU	4:30.00
24 Kays, David E	44	PNA	4:30.23
25 Lehr, Gunner F	39	NAM	4:30.25
26 Gomez, Stephen P	24	VMST	4:31.25
27 Martin, Andrew C	37	NCMS	4:32.00
28 Shaffer, Mike G	46	VCM	4:32.14
29 Bird, Clark M	41	MSMA	4:33.00
30 Beatty, Dan C	46	GAJA	4:33.21
31 Pulsifer, Andrew	46	NCMS	4:33.27
32 LaBianco, Christopher A	41	BLU	4:35.10
33 Crankshaw, Erik	39	NCMS	4:35.58
34 Burkhardt, Justin M	32	DCAC	4:35.89
35 Carmine, Jay R	34	NCMS	4:36.11
36 Erwin, Jeff T	47	SAWS	4:36.70
37 Scollon, Erik L	40	REDT	4:39.84
38 Sonstegard, Peter	31	PMST	4:40.08
39 Alban, Doug M	25	NBAC	4:40.85
40 Patterson, Thomas J	35	1776	4:41.23
41 de Hart, Pieter A	33	STON	4:43.13
42 Gustafson, Daniel T	26	BCTM	4:43.56
43 Hamilton, Nathan	43	SNM	4:44.34
44 Shattuck, Drew J	43	SUNF	4:44.61
45 Hemmerle, Jamie	56	1776	4:45.00
46 Shead, Timothy M	59	GOLD	4:45.00
47 Smith, Jerry L	46	RATS	4:45.00
48 Gogulski, David H	43	NITR	4:45.50
49 Wilson, Boyd E	48	NCMS	4:46.60
50 Lee, Michael P	44	MARY	4:46.76
51 Hancock, Thomas	48	RATS	4:47.99
52 Reilly, Jeff M	50	1776	4:48.20
53 Donovan, Bradley J	42	NCMS	4:48.91
54 Carpenter, Michael J	47	MSMA	4:50.60
55 Swenson, Christopher N	29	GSM	4:50.97
56 Johnson, Luke B	29	HOPK	4:50.99
57 Borton, Dan	44	ROSE	4:51.23
58 Jenkins, Timothy J	50	IM	4:52.00
59 McGiffin, Chris D	46	BERK	4:52.33
60 Hopson, Bruce E	46	SLAM	4:54.73
61 Ellis, Andrew F	43	TERR	4:55.00
62 Madonia, Marc P	38	NCMS	4:55.01
63 Seibt, Andreas K	54	IM	4:56.47
64 Ellis, Brian W	44	FXCM	4:57.02
65 Dolar, Kevin I	24	USF	4:57.36



2012 USMS Spring National Championships, Sanction #: 132-001

Greensboro Aquatic Center

Psych Sheet - Friday, April 27, 2012

#6 ... (Men 400 Yard IM)

66	Lucero, Michael D	41 ROSE	4:57.61	125	Husson, Bob	66 NCMS	6:14.00
67	Matysek, Jim	52 SYSM	4:57.72	126	Zeigler, John V	66 GAJA	6:17.20
68	Charles, Thomas C	30 NCMS	4:57.99	127	Putney, Donald C	48 NCMS	6:19.72
69	Baron, Kurt C	47 VCM	4:58.49	128	Green, James M	67 NCMS	6:21.00
70	Czekala, Steven R	52 REDT	4:58.70	129	Pierce, Donald A	66 RHMS	6:24.84
71	Czander, Eric W	46 DCAC	4:59.21	130	Murphy, Dan R	70 NCMS	6:25.66
72	Mason, Michael	38 ROSE	4:59.48	131	Nordby, Michael C	70 PNA	6:31.14
73	Belin, Thomas H	50 IAMA	4:59.50	132	Lauer, William J	77 GKMS	6:38.00
74	Dailey, James L	45 UNAT	4:59.85	133	Jones, Burwell	79 SYSM	6:45.00
75	Durieux, Chad A	32 ROSE	5:00.00	134	Ewan, Bill	69 NEM	6:45.25
76	Rubacky, Mark S	42 NEM	5:00.63	135	Fasbender, Barry A	74 STAN	6:55.16
77	Grigas, Garrett J	21 PNA	5:01.17	136	Bleuel, Bart S	70 VCM	7:06.28
78	Lynch, Ted	43 GSMS	5:01.50	137	Stolz, Hal F	77 GAJA	7:20.03
79	Guadagni, Peter M	57 WCM	5:02.21	138	Bellem, Ray	75 ARIZ	7:27.00
80	Smith, Stratton	47 NCMS	5:02.44	139	Smith, William R	67 PNA	7:33.99
81	Hillman, Allen F	44 SYSM	5:03.34	140	Smith, Brent	71 HUNT	7:57.64
82	Hendrickson, John J	51 TOC	5:03.70	141	Miller, Jamie A	57 NCMS	8:14.80
83	Stanback, John	58 CMS	5:05.00	142	Mullins, Stephen M	79 IM	9:00.00
84	Haberek, Cork	55 SKY	5:05.40	143	Ray, Craig	73 GAJA	9:57.10
85	Blanco, Alonso O	37 MOST	5:05.71	144	Scheidelman, Ronald J	77 ADMS	12:00.00
86	DeHart, Morgan L	23 MARY	5:05.99	145	Macartney, Norman S	73 NCMS	14:41.93
87	Greene, Chris C	50 GAJA	5:09.80				
88	Grzeszczak, John S	53 GOLD	5:10.00				
89	Slater, Douglas K	54 NCMS	5:10.00				
90	Menches, Robert C	51 PALM	5:10.00				
91	Pfaltzgraff, Mark	50 WMAC	5:10.00				
92	Pardo, Robert R	38 SFTL	5:11.00				
93	Nguyen, Son	32 MESC	5:13.47				
94	Hartley, Larry S	52 NCMS	5:13.88				
95	Fiest, Eric R	53 NCMS	5:14.20				
96	MacDonald, Lee H	60 CMS	5:15.00				
97	Creason, Paul K	54 MICH	5:17.69				
98	Jones, Judd	54 GKMS	5:18.34				
99	Kerns, Hubie	62 VCM	5:20.00				
100	Throne, William C	55 VMST	5:20.00				
101	Clark, David L	54 WMAC	5:20.20				
102	Gray, Zachary A	29 MESC	5:20.43				
103	Mellon, Jim	49 HIMA	5:22.00				
104	Rhodes, Kevin R	19 DUCK	5:25.69				
105	Couch, Bob E	65 SYSM	5:25.80				
106	Rogacki, Daniel J	64 NEM	5:28.10				
107	Burns, Richard	68 TAM	5:30.00				
108	Robert, David W	56 NCAL	5:31.28				
109	Mierzwa, Hank S	62 STON	5:31.95				
110	Wohl, Robert J	55 BGSC	5:33.96				
111	Rollins, Bruce W	62 WMST	5:37.56				
112	McColly, Michael	66 PNA	5:43.00				
113	Porco, Filippo M	34 NCMS	5:45.45				
114	Schmaltz, Joel A	41 GSMS	5:48.41				
115	Bruce, Bob A	64 OREG	5:48.87				
116	Harmon, David C	62 ANCM	5:51.42				
117	Jones, Robert B	60 1776	5:55.50				
118	Graham, Frederick A	55 PNA	5:58.00				
119	Molnar, Ronald A	70 CMS	6:00.00				
120	Aumiller, Joe	54 MICH	6:00.00				
121	Stevens, Ricky	57 NCMS	6:00.00				
122	Stafford, Rick A	65 PNA	6:09.12				
123	Holshouser, Boyce Jay J	50 NCMS	6:12.00				
124	Kravitz, Larry C	58 NITR	6:12.05				

## 2012 USMS Spring National Championships, Sanction #: 132-001

## Greensboro Aquatic Center

## Meet Program - Friday, April 27, 2012

## #7 Women 100 Yard Butterfly

Lane	Name	Age	Team	Seed	Time
<b>Heat 1 of 15 Finals</b>					
4	Eisele, Barbara M	81	BLF	2:54.29	
5	Coleman, Jill	81	MARY	2:36.44	
6	Durstein, Nancy N	82	FACT	2:47.62	
<b>Heat 2 of 15 Finals</b>					
1	Whalen, Nana	74	GAJA	2:16.62	
2	Griffin, Lucille	73	VMST	1:46.95	
3	Clifford, Gynt	73	MOST	1:34.20	
4	Meyers, Susan L	70	INDY	1:39.51	
5	Sauer, De Ette A	70	MOST	1:48.48	
6	Yunker, Carol M	65	NEM	1:47.31	
7	Welch, Sarah	65	PNA	1:24.66	
8	Kranpitz, Nancy	67	WMAC	1:34.80	
9	Henderson, Martha J	75	FACT	2:36.43	
<b>Heat 3 of 15 Finals</b>					
2	Vogel, Aileen E	60	ELG	1:35.72	
3	Tyler, A Susan	63	SNM	1:22.41	
4	Gault, Terry Sue M	61	VMST	1:16.98	
5	Val, Laura B	60	TAM	1:06.00	
6	Davis, Charlotte M	61	PNA	1:08.00	
7	Lewis, Kathleen	60	TPIT	1:18.90	
8	Guthrie, Sally K	62	MICH	1:23.09	
9	Powers, Sandy L	55	UNAT	1:55.00	
<b>Heat 4 of 15 Finals</b>					
1	Murray, Cheryl A	59	NCMS	1:21.42	
2	Glassman, Debbie A	58	PNA	1:14.90	
3	Wainwright, Joanne	56	AKMS	1:13.68	
4	Sargeant, Pat A	58	GOLD	1:09.78	
5	Valdez, Elaine S	56	MOST	1:07.98	
6	Lippold, Mary B	56	PNA	1:09.00	
7	Mc Nulty, Barbara A	55	SPM	1:12.84	
8	Amick, Beverly O	57	NCMS	1:13.83	
9	Hilpert, Bess	56	TXLA	1:19.18	
10	Braaten, Kitten	56	VMST	1:29.42	
<b>Heat 5 of 15 Finals</b>					
1	Fisher, Barbie	52	NCMS	1:16.95	
2	Simonson, Kay B	50	NIAG	1:12.77	
3	Estabrook, Mary B	50	MESC	1:07.67	
4	Block, Andrea J	50	IM	1:03.33	
5	Pipes-Neilsen, Karlyn	50	SDSM	1:00.28	
6	Livingston, Leslie C	50	GMUP	1:02.50	
7	Ingraham, Susan R	52	MOST	1:07.42	
8	Cherewka, Sandy T	52	CPAC	1:11.48	
9	Lockhart, Christine N	53	SRM	1:15.00	
10	Waldron, Patricia H	50	NCMS	1:18.00	
<b>Heat 6 of 15 Finals</b>					
1	Postma, Terri	42	UNAT	1:25.00	
2	Bodin, Sarah	42	NCMS	1:15.79	
3	Hayes, Mary F	42	HUNT	1:10.83	
4	Beeman, Ashley C	40	UNAT	1:10.68	
5	Tiedemann, Kate A	43	WM	1:14.58	
6	Stein, Caroline F	41	FINS	1:16.36	
7	Turnbull-Brown, Elisabeth A	39	TNYA	1:30.00	
8	Volz, Kristin R	38	SFTL	1:12.77	
9	Weiser, Sabine	38	WMST	1:13.28	
10	Flynn, Maureen E	47	NEM	1:29.10	

## Heat 7 of 15 Finals

1	Hooe, Donna L	49	GAJA	1:20.52
2	Thilker, Lisa A	46	CMS	1:17.74
3	Dawson-Cook, Susan E	49	ARIZ	1:14.27
4	Gillman, Regina M	46	NCMS	1:11.90
5	Countryman, Marianne	47	GAJA	1:09.74
6	Leon, Stacy L	46	TXLA	1:10.00
7	Donovan, Kim M	48	NEM	1:12.78
8	Soraghan, Marilyn L	45	NEM	1:16.98
9	Quillen, Diane E	48	NCMS	1:18.54
10	Burns, Molly J	46	NCMS	1:22.00
<b>Heat 8 of 15 Finals</b>				
1	Jurey, Mary K	45	TXLA	1:07.20
2	Shuck, Susie	46	INDY	1:06.50
3	Birnbrich, Beth	48	NAM	1:05.55
4	Hug, Laurie	47	1776	1:04.01
5	Willeboordse, Fall	46	BCTM	59.60
6	Welting, Laureen K	46	TOC	1:03.13
7	Phillips, Alice W	46	VMST	1:05.53
8	Frederic, Christine	47	SMS	1:06.07
9	Schickore, Jutta	47	DOC	1:06.50
10	Sappey, Collette H	47	CMS	1:09.00
<b>Heat 9 of 15 Finals</b>				
1	Stone, Julie D	41	HOPK	1:09.05
2	Buckley-Kornatz, Jennifer A	40	NCMS	1:07.26
3	DeHaven, Kathleen	40	CMS	1:05.23
4	Eldridge, Beth	42	MOVY	59.99
5	Braun, Erika L	40	NCMS	57.78
6	Gary, Kristin J	44	REDT	59.44
7	Hodgert, Donna M	44	VMST	1:03.95
8	Armentrout, Anna S	40	REDT	1:05.38
9	Sinitz, Cheryl	43	WMAC	1:08.49
10	Cleven, Detra R	43	BASC	1:09.47
<b>Heat 10 of 15 Finals</b>				
1	Jacobson, Kristan N	39	QMST	1:11.90
2	Tallent, Melissa M	37	VMST	1:09.00
3	Oberstar-Brown, Lia-Genevie	35	DAMM	1:04.87
4	Sweetsier, Stacy L	36	NEM	1:03.33
5	Broussard, Katie J	37	GOLD	1:01.94
6	Garth, Christy L	38	NCMS	1:03.20
7	Uhl, Alicia K	35	NCMS	1:03.80
8	Wood, Janet M	35	GSMS	1:07.97
9	Petersson, Carolyn A	35	WMAC	1:09.72
10	Wilson, Wendy	39	MACH	1:12.13
<b>Heat 11 of 15 Finals</b>				
1	Gould, Meganne	31	NCMS	1:11.94
2	Mulcahy, Shannon	34	FISH	1:09.10
3	Bolduc, Erin	33	NCMS	1:08.63
4	Van Horn, Alaina L	31	CUBU	1:07.59
5	Lovgren, Alysia K	33	NCMS	1:07.04
6	Melsen, Krisie M	31	SCYM	1:08.20
7	Balentine, Angie M	31	TXLA	1:08.99
8	Taraska, Veronica	33	O*H*	1:09.26
9	Olson, Geneva D	19	PNA	1:15.00
10	Enders, Carly	27	MTSC	1:10.59

## Heat 12 of 15 Finals

1	Nappi, Keri	34	NEM	1:05.70
2	Brewer, Mary A	30	CAT	1:05.13
3	Lawrence, Kari C	30	NCMS	1:04.56
4	Dahl, Jenny	30	NCMS	1:02.18
5	Bolger, Maura J	30	VMST	1:01.50
6	Vucinich, Elizabeth A	31	WH2O	1:01.50
7	Hildebrand, Dawn	31	NCMS	1:02.67
8	McMeen, Lyndsay C	32	GSM	1:05.11
9	Liberty, Laurel M	30	LIB	1:05.35
10	Schneider, Erin E	33	WMAC	1:06.09
<b>Heat 13 of 15 Finals</b>				
1	Carroll, Kathleen	26	NCMS	1:09.91
2	Woodruff, Becky	26	NCMS	1:08.02
3	Cutrell, Erin P	27	NCMS	1:07.52
4	Levy, Katie	28	UNAT	1:07.50
5	Turner, Betsy	28	VMST	1:05.17
6	Smith, Nicole M	29	UNAT	1:06.56
7	Trimble, Ginny	27	GAJA	1:07.50
8	Medendorp, Amanda J	26	NCMS	1:07.77
9	Bachman, Blaire	25	BM	1:09.74
10	Sonstegard, Morgan A	27	PMST	1:10.00
<b>Heat 14 of 15 Finals</b>				
1	Siegele, Jessica	28	NCMS	1:04.01
2	Ailsworth, Sarah P	26	ALEX	1:03.00
3	Harper, Rebecca	29	NCMS	1:01.62
4	Gromer, Karen	27	MOST	1:00.26
5	Reilly, Erin P	26	TOC	58.41
6	Cutter, Kyle	26	NEM	1:00.21
7	Gill, Meg B	27	TOC	1:01.17
8	Myers, Danielle E	27	VMST	1:02.51
9	Davidoff, Cara	26	TOC	1:03.00
10	Shuss, Audrey	28	CMS	1:04.61
<b>Heat 15 of 15 Finals</b>				
1	Jones, Brein D	21	RMST	1:07.03
2	Turner, Katy C	22	MARY	1:06.03
3	Moore, Katie	24	IM	1:04.53
4	Parra, Madeline	24	NCMS	1:01.92
5	Biggs, Brittany A	22	CMS	1:01.72
6	Shockey, Kayla	18	UNAT	1:01.81
7	Priddy, Megan E	24	CMS	1:02.00
8	Treece, Lindsay K	22	NCMS	1:04.55
9	Bunnell, Christie	19	UTAH	1:06.47
10	Abdie, Kaitlyn M	19	DUCK	1:09.85

## #8 Men 100 Yard Butterfly

Lane	Name	Age	Team	Seed	Time
<b>Heat 1 of 24 Finals</b>					
2	Plummer, Mark A	75	CMS	1:59.55	
3	Maher, Owen C	77	VMST	1:52.00	
4	Bailie, Bob	76	WMST	1:28.19	
5	Lauer, William J	77	GKMS	1:20.48	
6	Stolz, Hal F	77	GAJA	1:27.82	
7	Mitchell, Clarke E	79	NCMS	1:33.15	
8	Huson, John J	77	NCMS	1:58.00	



## 2012 USMS Spring National Championships, Sanction #: 132-001

## Greensboro Aquatic Center

## Meet Program - Friday, April 27, 2012

**Heat 2 (#8 Men 100 Yard Butterfly)**

1	Hale, Art	70 UNAT	2:49.77
2	Smith, Brent	71 HUNT	1:35.89
3	Hamada, Ahmed G	73 GOLD	1:29.08
4	Kennedy, David A	70 TTM	1:12.00
5	Roddin, Hugh J	70 ANCM	1:10.28
6	Shaw, James F	71 RINC	1:24.41
7	Fasbender, Barry A	74 STAN	1:31.52
8	Ray, Craig	73 GAJA	2:16.47
9	Lutz, Steven D	57 FSYM	1:23.04
10	Edgell, Don	60 CUBU	1:16.14

**Heat 3 of 24 Finals**

1	Smith, Dave	67 ELG	1:31.50
2	White, Bernard T	68 NCMS	1:23.00
3	Stafford, Rick A	65 PNA	1:19.41
4	Selles, Carl H	65 SPM	1:08.00
5	Bisbee, Leland S	65 ARIZ	1:02.27
6	Burns, Richard	68 TAM	1:05.00
7	Straka, Peter	69 TYMS	1:15.30
8	Green, James M	67 NCMS	1:20.36
9	Shaffer, Craig A	65 ARIZ	1:28.51
10	Reeder, Bill D	59 PNA	1:11.91

**Heat 4 of 24 Finals**

1	Cornell, Tom	64 SYSM	1:09.69
2	Jones, Robert B	60 1776	1:05.83
3	Wilson, Robert H	60 CAQM	1:05.50
4	Alderson, Pat	60 GSMS	1:04.74
5	Boster, Stephen R	61 DAMM	1:02.50
6	Tharp, Greg J	61 WMST	1:03.72
7	O'Keeffe, Peter R	61 UCLA	1:05.33
8	Vazmina, Rudy J	61 SYSM	1:05.68
9	Bernard, Alan D	62 TAM	1:08.71
10	Van Der Horst, Charles M	60 NCMS	1:15.00

**Heat 5 of 24 Finals**

1	Carrow, Hill	57 NCMS	1:08.60
2	Sterne, Erik A	59 ROSE	1:07.95
3	Ruddock, Jim	55 UNAT	1:05.76
4	Lamour, Didier B	55 MINN	1:01.81
5	Lautman, Scott M	59 BWAQ	1:00.77
6	Martin, Doug	58 ARKM	1:01.00
7	Hague, David J	58 DAMM	1:02.55
8	Ockerman, Jeff	57 NASH	1:05.79
9	Hoffman, Kevin T	55 TBH	1:08.00
10	Wohl, Robert J	55 BGSC	1:11.02

**Heat 6 of 24 Finals**

1	Heather, Michael R	57 MVN	1:00.10
2	Von Hoffmann, Gerard	56 NOVA	59.50
3	O'Brien, Kerry L	55 WCM	58.62
4	Graham, Donald	57 PNA	57.65
5	Hedrick, Trip	58 UNAT	56.02
6	Heath, Robert H	55 MAM	56.85
7	Craig, John M	57 CONN	58.50
8	Karas, Paul G	56 MICH	59.44
9	Smith, Darrell J	55 MINN	1:00.09
10	Hildebrandt, David C	57 GAJA	1:00.30

**Heat 7 of 24 Finals**

1	Fort, Robert L	54 MICH	1:11.49
2	Cortina, Jorge A	53 UNAT	1:05.50
3	Byers, James M	50 NIAG	1:05.11
4	Rogers, Randy	53 PNA	1:04.00
5	Tucker, Jim	51 NCMS	1:05.30
6	Cole, Brad G	53 TNYA	1:10.00
7	MacDonell, Stuart	49 NCMS	1:05.40
8	O'Neil, Jeff	45 GSMS	1:02.10
9	Harris, Gregory	48 VMST	1:03.39
10	King, Ian	49 GAJA	1:10.00

**Heat 8 of 24 Finals**

1	Weischedel, Brian J	52 NCMS	1:03.10
2	Creason, Paul K	54 MICH	1:02.16
3	Boileau, Mike	50 CMS	1:01.93
4	Malsbury, David B	50 VMST	1:01.29
5	Regan, Michael F	51 MESC	59.14
6	Bigg, Dave	54 IM	1:00.67
7	Spencer, Michael J	54 NCMS	1:01.89
8	Pogue, Jim H	51 MICH	1:02.00
9	Mc Farland, James A	52 NCMS	1:02.24
10	Czekala, Steven R	52 REDT	1:03.70

**Heat 9 of 24 Finals**

1	Guthrie, David M	51 TXLA	59.00
2	Stultz, Todd W	52 SYSM	58.73
3	Phillips, John M	53 NCMS	55.75
4	Kone, Bruce C	54 RICE	55.18
5	Wood, Steve	51 BLU	55.00
6	Killeen, Robert	50 DAMM	55.10
7	Specht, William L	54 SPM	55.71
8	Hollett, Peter G	52 NCMS	58.50
9	McCabe, Thomas J	54 IM	59.00
10	Stalnaker, Todd	50 GCPS	59.04

**Heat 10 of 24 Finals**

1	Ritchey, Dr. Kendale L	45 GKMS	1:01.54
2	Dailey, James L	45 UNAT	1:00.77
3	Christensen, Kurt A	46 MICH	1:00.28
4	Hathorne, Matt D	47 UNAT	1:00.16
5	Marx, Jeff	47 NITR	1:00.01
6	Chan, Andy	49 NCMS	1:00.15
7	Hopson, Bruce E	46 SLAM	1:00.21
8	Noe, William E	47 NAM	1:00.70
9	Casazza, Bill R	49 NCMS	1:01.19
10	Coates, Ed M	46 TXLA	1:02.00

**Heat 11 of 24 Finals**

1	Dever, Frederick E	46 DCAC	58.92
2	Jennings, Bob	46 NCMS	57.80
3	Fulbeck, Kip	46 WMAC	57.50
4	Robertson, Doug	48 GKMS	55.77
5	McCool, Chris	47 UNAT	55.22
6	Beatty, Dan C	46 GAJA	55.44
7	Wagner, Harold K	46 NAM	56.61
8	Stewart, Henry D	48 NCMS	57.53
9	Vaughan, Niculus G	48 RNVS	58.78
10	Peschel, Keith D	46 AQUM	59.00

**Heat 12 of 24 Finals**

1	Brundage, Patrick W	45 BRSM	54.58
2	Segal, William N	47 JAM	53.63
3	Moran, Marty	45 SCYM	53.16
4	Unruh, Steven L	45 NITR	52.92
5	Sims, David E	49 IM	50.90
6	Stevenson, Chris L	47 NCMS	51.72
7	Patten, Bobby	49 DAMM	52.99
8	Heber, Scott	45 DAMM	53.50
9	Shaffer, Mike G	46 VCM	54.43
10	Sargent, Gregory O	45 CONN	54.74

**Heat 13 of 24 Finals**

1	Lewis, Lee	38 VMST	1:04.15
2	Jackson, Scott J	37 NOVA	1:01.56
3	Glass, Mark W	37 WMST	1:00.59
4	Lecrone, Timothy J	39 MESC	58.29
5	Albino, Jorge E	37 SYSM	1:00.00
6	Dean, Nathan P	37 AARG	1:00.82
7	Judge, Joshua M	35 TNYA	1:03.97
8	Salmon, John M	43 UNAT	1:10.00
9	Bolinger, Timothy R	43 NCMS	1:10.00
10	Delgado, Francisco	44 SC	1:22.34

**Heat 14 of 24 Finals**

1	Kucharski, Michael R	44 GAJA	1:03.37
2	Roberts, Michael J	42 NCMS	1:03.00
3	Sever, Michael	41 NEM	1:01.29
4	Tomson, Farol L	40 GERM	1:01.00
5	Borton, Dan	44 ROSE	1:00.28
6	Stroie, Adrian	44 TBH	1:00.85
7	Boswell, Edmund O	42 NCMS	1:01.27
8	Carlson, John	40 RMST	1:02.00
9	Campeino, Bernardo	41 FACT	1:03.24
10	Castleton, Tom	40 ROSE	1:04.75

**Heat 15 of 24 Finals**

1	Torres, Mark	42 NCMS	59.78
2	Kollins, Scott H	42 NCMS	59.50
3	Eliasek, Steve	43 QMST	58.99
4	White, Kirk	42 COLU	58.08
5	Stevens, Charles C	42 UNAT	57.30
6	Ellis, Andrew F	43 TERR	58.00
7	Pegram, Steve	43 NCMS	58.72
8	Ellis, Brian W	44 FXCM	59.04
9	Kroupa, Andy S	43 BLU	59.60
10	Young, Michel F	41 VCM	1:00.14

**Heat 16 of 24 Finals**

1	Doherty, Todd S	41 PNA	56.76
2	Williams, Neill	44 DCAC	55.79
3	Goodison, Michael R	40 TERR	54.66
4	Mehok, George K	44 SYSM	54.13
5	Beatty, Mark S	43 GAJA	52.79
6	Roddin, Jeffrey H	43 ANCM	53.67
7	Sumner, David M	41 MVN	54.50
8	Mc Kay, Matthew G	40 TOC	55.50
9	Boyle, Antonio	42 HUNT	56.03
10	Lee, Lawrence B	43 NCMS	56.98

2012 USMS Spring National Championships, Sanction #: 132-001

Greensboro Aquatic Center

Meet Program - Friday, April 27, 2012

**Heat 17 (#8 Men 100 Yard Butterfly)**

1	Young, John E	36 NCMS	57.21
2	Speerschneider, Derek	38 NCMS	56.83
3	Hynes, Brodie	37 BLU	55.88
4	Bellin, Daniel A	39 GERM	54.15
5	Morris, Chad	35 MGM	51.72
6	Summerlin, Daniel C	39 VMST	51.74
7	Mauriello, Matthew J	35 FISH	54.40
8	Hutchinson, Tyrone C	36 REDT	56.25
9	Madonia, Marc P	38 NCMS	57.15
10	Queen, Nathan	37 NCMS	57.88

**Heat 18 of 24 Finals**

1	DeVennish, Arthur H	29 NAM	1:17.14
2	Freed, Zachary	26 MOST	59.05
3	Olmsted, Matthew J	29 NCMS	58.89
4	West, Benjamin	26 ARMS	59.00
5	Taylor, Tim	25 ALEX	1:01.75
6	Marzano, Eric	33 NEM	1:04.69
7	Timbs, Garry	30 RNVS	1:00.10
8	Jent, Daniel E	34 ALEX	1:03.87
9	Priewe, Ross C	19 DUCK	59.89
10	Hall, Robert W	22 RNVS	1:00.10

**Heat 19 of 24 Finals**

1	Sikich, Christopher P	33 NAST	59.37
2	Dallamura, Scott J	33 NCMS	57.34
3	Andrepoint, Daniel M	30 NCMS	56.10
4	Medendorp, Mark A	34 NCMS	55.29
5	Gellin, Jonathan C	31 GAJA	54.64
6	Gonzalez, Jose R	34 NCMS	54.90
7	Wadley, Wadley	32 WH2O	56.00
8	Fain, Jeremy S	34 REDT	56.21
9	Dietrich, Nicholas W	31 ART	58.30
10	De Los Santos, Carlos R	34 BDGR	59.38

**Heat 20 of 24 Finals**

1	Kummer, Rob	30 CAT	53.99
2	Mayronne, Corey	34 TXLA	53.67
3	Moran, Daniel M	30 NEM	53.57
4	Gallagher, Brendan M	31 GSM	53.02
5	Knowles, Jeremy D	30 SWIF	50.00
6	Javorski, John	33 MGM	52.38
7	Barley, Adam S	30 VMST	53.21
8	Kendig, Jamie M	31 SYSM	53.63
9	Gaines, Billy	31 LVM	53.75
10	Meacham, Garth D	30 LVM	54.18

**Heat 21 of 24 Finals**

1	Smith, Ben A	25 DKTA	57.33
2	Baccich, Thorn	29 NCMS	55.99
3	Osada, Tatsu	29 MARY	55.92
4	Helfers, Edward D	29 ARMS	55.50
5	Donihe, Phil M	28 REDT	54.56
6	Humphrey, John	29 UNAT	55.43
7	Hilliard, Chris K	29 AAA	55.80
8	Hiskey, Justin R	28 MARY	55.99
9	Kouri, Drew P	26 RICE	56.94
10	Zasadny, Alex R	26 NCMS	58.57

**Heat 22 of 24 Finals**

1	Talbott, Christopher J	25 TOC	54.25
2	Swenson, Eric J	26 AWJ	53.77
3	Labour, Rafael E	25 BCTM	52.63
4	Anderson, Kenneth L	28 NFMS	51.82
5	King, Nathan P	27 UNAT	49.75
6	Carlson, Eric	27 ROSE	51.05
7	Wohl, Daniel P	27 BGSC	52.15
8	Chesson, Win	28 TNYA	53.70
9	Sostock, Matt	29 WMAC	54.03
10	Wohl, Adam M	25 MICH	54.42

**Heat 23 of 24 Finals**

1	Hofmann, Brian R	24 VMST	59.58
2	Hui, Shawn S	18 DUCK	59.11
3	Petersen, Matthew A	22 HMS	58.51
4	Allsopp, David	23 NCMS	58.19
5	Florio, Eric	24 POST	57.70
6	Naugle, Andrew	21 DUCK	57.77
7	Freds, Keaton S	20 SWOM	58.33
8	Rose, Daniel C	24 RNVS	59.00
9	Ellis, Haywood C	21 NCMS	59.55
10	Malasky, Martin E	23 TOC	59.70

**Heat 24 of 24 Finals**

1	Ganiyev, Doston	24 CMS	56.99
2	Shaheen, Luke	23 SYSM	56.50
3	Shiwnath, Mikey	23 BCTM	55.53
4	King, Tyler J	24 UNAT	49.60
5	Phillips, Timothy J	21 NCMS	46.52
6	Westby, Timoth O	24 NCMS	48.97
7	Witzke, Christian E	24 REDT	53.32
8	Thorsnes, David	20 HMS	56.25
9	Godwin, Christopher A	24 SLV	56.70
10	Williams, Miller M	24 UNAT	57.50

**#9 Women 200 Yard Freestyle**

Lane	Name	Age	Team	Seed Time
------	------	-----	------	-----------

**Heat 1 of 24 Finals**

1	Granath, Anne W	77 NCMS	4:15.00
2	Detrick, Johnnie	76 VMST	3:13.04
3	Little, Jeanne	75 MVN	3:10.00
4	Jordan, Betsy T	75 SDSM	3:10.00
5	Pipes, Adrienne S	77 SDSM	3:43.55
6	Sokolik, Terry	84 VMST	4:25.32
7	Lorenzi, Betty S	84 FACT	3:30.23
8	Campbell, Joan K	82 FACT	3:49.69
9	Murray, DJ	82 HHAC	4:27.30
10	Trevison, Ellie	69 FACT	3:58.00

**Heat 2 of 24 Finals**

4	Willard, Juanita A	92 NCMS	7:57.40
5	Kornfeld, Maurine E	90 MVN	4:29.47
6	Stone, Marjorie	88 GCPS	4:28.29
7	Dunivin, Anne A	95 GAJA	10:10.10

**Heat 3 of 24 Finals**

1	Haase, Judith L	71 GAJA	6:26.86
2	Walker, Laura S	74 VMST	3:22.93
3	Clifford, Gynt	73 MOST	2:58.04
4	Ridout, Nancy J	70 TAM	2:48.50
5	Schreiner, Beth	71 VMST	2:47.57
6	Birkhead, Jane C	71 MOST	2:50.52
7	Murray, Louise	71 NIAG	3:13.70
8	Fisken, Kathleen C	70 ANCM	4:04.98
9	Buccino, Vicki	66 SMS	3:11.54
10	Spencer, Kate	65 NIAG	3:15.00

**Heat 4 of 24 Finals**

1	Ackley, Ella B	69 MM	3:08.94
2	Anziano, Marcia	67 CMS	3:00.23
3	Webb, Linda	66 SFTL	2:51.00
4	Veater, Betty B	65 GAJA	2:46.06
5	Dills, Suzanne L	67 PNA	2:28.82
6	Dillon, Sally A	65 PNA	2:34.89
7	Bennett, Ruth R	65 CUBU	2:46.61
8	Mitchell, Jeannie R	65 GOLD	2:51.96
9	Turner, Kay G	65 NIAG	3:00.78
10	Tyler, Sarah L	67 SNM	3:10.00

**Heat 5 of 24 Finals**

1	Weston, Susan E	61 SDSM	3:50.00
2	Flinn, Emma	62 NCMS	2:47.30
3	Gault, Terry Sue M	61 VMST	2:42.47
4	Barry, Marcia L	63 VMST	2:38.09
5	Val, Laura B	60 TAM	2:08.00
6	Miller, Celeste	62 SNM	2:21.50
7	Havel, Germaine L	63 WMAC	2:40.10
8	Pero, Myriam	62 SFTL	2:43.00
9	DeVennish, Elaine H	63 NAM	3:03.00

**Heat 6 of 24 Finals**

1	Richardson, Anita	56 NCMS	3:16.17
2	Powers, Sandy L	55 UNAT	3:00.00
3	Moore, Mary	55 MGM	2:45.00
4	Blatt, Cindy S	58 VCM	2:38.47
5	Mitchell, Alison A	57 MVN	2:32.29
6	Watts, Sue N	57 1776	2:33.01
7	Coakley, Lisa	57 ALEX	2:43.00
8	Hood, Patricia B	56 1776	2:51.48
9	Shelnutt, Sandra K	56 GAJA	3:08.00
10	Massengale, Susan	58 NCMS	3:19.00

**Heat 7 of 24 Finals**

1	Wymelenberg, Lynn A	56 RMST	2:28.67
2	Betts, Nancy R	55 VMST	2:28.00
3	Finch, Merry B	57 YCMS	2:25.09
4	McDonnell, Peggy H	56 GOLD	2:20.00
5	Warmuth, Stacey	55 VCM	2:10.57
6	Grilli, Tracy L	55 NEM	2:14.02
7	Wainwright, Joanne	56 AKMS	2:25.00
8	Mc Nulty, Barbara A	55 SPM	2:25.84
9	Hilpert, Bess	56 TXLA	2:28.05
10	DeMere, Susan D	56 GS	2:30.00

## 2012 USMS Spring National Championships, Sanction #: 132-001

## Greensboro Aquatic Center

## Meet Program - Friday, April 27, 2012

**Heat 8 (#9 Women 200 Yard Freestyle)**

3	Withers, Lorraine T	48 NCMS	3:00.00
4	Kaufmann, Karen E	47 VMST	2:57.73
5	Yamashita, Mikiko	45 REDT	2:58.51
6	Bogue, Sherri L	48 FMM	4:03.53
7	Skinner, Libby	50 NCMS	3:27.75

**Heat 9 of 24 Finals**

1	Powell, Lynn M	51 UNAT	2:59.99
2	Dennis, Carla	51 NCMS	2:59.00
3	Knowles, Nancy C	54 SWIF	2:45.00
4	Field, Joanne W	54 WMAC	2:35.65
5	Ward, Mimi H	53 SKY	2:28.50
6	Fisher, Barbie	52 NCMS	2:35.37
7	Nolte, Susan D	51 CMS	2:40.00
8	Montgomery, Victoria J	51 NCMS	2:55.07
9	Mazyck, Carla D	51 MARY	2:59.52
10	Marshfield, Ann K	53 O*H*	3:04.36

**Heat 10 of 24 Finals**

1	Waters, Amy	50 GBM	2:26.99
2	Collins, Elizabeth J	51 SWIF	2:25.70
3	Stokes, Karin E	51 NEM	2:19.13
4	Haugh, Sue J	50 NCMS	2:18.00
5	Estabrook, Mary B	50 MESC	2:12.98
6	Fedako, Cathy A	50 SYSM	2:15.86
7	Kobayashi, Yumiko	50 NEM	2:19.00
8	Jensen, Sue	51 NEM	2:21.46
9	Woodard, Alis Rojas	51 NCMS	2:26.83
10	English, Rauni A	53 NIAG	2:27.21

**Heat 11 of 24 Finals**

1	Crowder, Barbara W	54 NCMS	2:12.00
2	Ingraham, Susan R	52 MOST	2:09.45
3	Garnier, Kathy L	51 CMS	2:08.15
4	Payne, Lori A	52 SLAM	2:06.99
5	Pipes-Neilsen, Karlyn	50 SDSM	1:59.55
6	Jones, Eney	51 BLU	2:03.14
7	Block, Andrea J	50 IM	2:07.33
8	Klestinec, Robin L	50 NAM	2:08.33
9	Brown, Denise H	52 MICH	2:09.79
10	Rohner, Patricia A	52 NCMS	2:12.00

**Heat 12 of 24 Finals**

1	Swanson, Christine T	49 SPM	2:48.00
2	Soraghan, Marilyn L	45 NEM	2:35.70
3	Burns, Molly J	46 NCMS	2:27.42
4	Johansson, Hanna L	45 PNA	2:20.00
5	Johnson, Mindy	48 RMST	2:18.50
6	Gulley, Wendy	46 NEM	2:18.80
7	Despres, Maureen	47 NCMS	2:25.73
8	Jaeger, Debbie K	49 VMST	2:28.88
9	Fouts, Ali A	49 NCMS	2:37.38
10	Lindquist, Dana W	49 NCMS	2:49.61

**Heat 13 of 24 Finals**

1	Mulligan, Sarah	48 NCMS	2:16.00
2	Hagadorn, Heather	47 CMS	2:15.47
3	Hamel, Laura	47 SYSM	2:13.57
4	McFarlane, Tracey D	45 BLU	2:10.00
5	Shuck, Susie	46 INDY	2:07.57
6	Noznesky, Denise L	45 GERM	2:09.00
7	Dore, Mary G	48 NCMS	2:11.74
8	Harris, Susan	46 MICH	2:15.00
9	Bittner, Molly Dean	46 VMST	2:15.56
10	Buscaglia, Caycee P	47 QMST	2:17.76

**Heat 14 of 24 Finals**

1	Phillips, Alice W	46 VMST	2:06.35
2	Nowak, Elizabeth A	48 NCMS	2:05.87
3	Rapuano, Lisa O	46 NBAC	2:03.59
4	Redfield, Carol A	46 NCMS	2:02.00
5	Welting, Laureen K	46 TOC	2:00.99
6	Wager, Susan	46 REDT	2:02.00
7	Petersen, Charlotte	47 SPM	2:03.50
8	Elias-Williams, Maria L	47 GSMS	2:04.87
9	Stone, Stephanie	45 PCAT	2:06.10
10	Birnbrich, Beth	48 NAM	2:07.21

**Heat 15 of 24 Finals**

1	Crook, Michelle	38 BGSC	2:49.84
2	Ashmann, Chericka L	38 PNA	2:33.98
3	Fairman, Abigail A	35 REDT	2:21.27
4	Lewis, Breana L	35 SKY	2:18.00
5	McLeod-Crady, Jennifer	37 MVN	2:15.85
6	Krhoun, Skye W	39 UNAT	2:20.34
7	Molina, Patricia A	36 NITR	2:26.68
8	Hunn, Meg A	38 NCMS	2:37.05
9	Troester, Kerry	44 NCMS	2:38.00
10	Crook, Michelle A	44 FACT	3:02.67

**Heat 16 of 24 Finals**

1	Covington, Sonya L	43 NCMS	2:34.18
2	Dempsey, Michelle	42 NCMS	2:31.65
3	LaChapelle, Tracy N	42 NEM	2:26.65
4	Katsaros, Sheryl K	42 RMST	2:20.00
5	Maycock, Cary W	43 NCMS	2:17.47
6	Martin, Lisa W	44 NCMS	2:17.83
7	Ascione, Lynn	44 BERK	2:21.45
8	Fahey, Lisa	41 AGUA	2:27.47
9	Wooten, Sharon	43 NCMS	2:32.04
10	Campbell, Tara L	41 1776	2:36.04

**Heat 17 of 24 Finals**

1	Texel, Paula M	41 SPM	2:15.74
2	Neuendorf, Donna M	43 NEM	2:14.60
3	McPherson, Chris	44 NASH	2:12.50
4	Richardson, Kim G	43 CMS	2:10.49
5	Werner, Haleigh A	43 PNA	2:01.12
6	Seavall, Kelly J	43 CMS	2:06.68
7	Stone, Julie D	41 HOPK	2:12.07
8	Cantrell, Connie S	41 MICH	2:14.31
9	Driscoll, Lynne M	44 NITR	2:15.72
10	Bonfilio, Dawn A	43 NCMS	2:16.26

**Heat 18 of 24 Finals**

1	Hindle, Lori D	36 NEM	2:13.07
2	Hatakeyama, Chio E	37 WSC	2:11.11
3	Maguire, Rose K	36 REDT	2:10.00
4	Packard, Andrea H	37 NCMS	2:07.14
5	Merritt, Anne Hanna	37 HURM	1:58.92
6	Uhl, Alicia K	35 NCMS	2:01.64
7	Schwartz, Kristine S	38 RAY	2:10.00
8	Hankins, Malena	38 GAJA	2:10.33
9	Weeks-Honnold, Heather L	38 NCMS	2:12.45
10	Weststone, Susan	38 PNA	2:15.50

**Heat 19 of 24 Finals**

1	Tsang, Phyllis	30 NCMS	2:55.00
2	Cohen, Rachel F	34 REDT	2:36.97
3	Seubert, Erica L	30 ROSE	2:22.58
4	Thaxton, Alyssa A	32 GAJA	2:13.28
5	Massey, Melissa K	30 RAY	2:15.13
6	Bennett, Carolyn M	34 FISH	2:29.84
7	Hall, Megan E	30 VMST	2:54.30
8	Morris, Alexis L	29 NCMS	2:32.20
9	Murray, Christine E	27 UNAT	2:30.00
10	Greene, Julie K	28 NCMS	2:39.36

**Heat 20 of 24 Finals**

1	Lovgren, Alysia K	33 NCMS	2:11.00
2	Stich, Chris S	34 WMAC	2:07.57
3	Liberty, Laurel M	30 LIB	2:04.42
4	Bolger, Maura J	30 VMST	2:01.50
5	Melgaard, Megan E	32 GAJA	1:51.35
6	Hildebrand, Dawn	31 NCMS	2:01.15
7	Carlson, Jennifer M	32 RMST	2:03.82
8	Laughna, Kaye-Lani M	32 NEM	2:04.85
9	McPherson, Kelly A	34 REDT	2:08.60
10	Frisch, Alexandria	33 UNAT	2:12.32

**Heat 21 of 24 Finals**

1	Ganey, Stephanie D	25 SYSM	2:15.16
2	Mathews, Erin	26 MARY	2:13.62
3	Levy, Katie	28 UNAT	2:12.00
4	Smith, Kristen B	28 NCMS	2:11.58
5	Trimble, Ginny	27 GAJA	2:08.00
6	Thomas, Lillian M	28 TERR	2:08.22
7	Cutrell, Erin P	27 NCMS	2:12.00
8	Woodruff, Becky	26 NCMS	2:12.04
9	Tully, Natalie	25 MGM	2:15.04
10	Bachman, Blaire	25 BM	2:15.35

**Heat 22 of 24 Finals**

1	VonJentzen, Emily	29 MM	2:06.40
2	Shuss, Audrey	28 CMS	2:05.18
3	Davidoff, Cara	26 TOC	2:05.00
4	Espiritu, Vicki	26 TVM	2:02.25
5	Gilmore, Katie L	28 ALEX	2:00.60
6	Norris, Amy B	27 NCMS	2:02.00
7	Hibbard, Kate	27 VMST	2:05.00
8	Mohorn, Heather D	25 FINS	2:05.11
9	Pickens, Sherri S	26 MERR	2:06.00
10	Russo, Claire C	28 VMST	2:07.38

**2012 USMS Spring National Championships, Sanction #: 132-001**

**Greensboro Aquatic Center**

**Meet Program - Friday, April 27, 2012**

**Heat 23 (#9 Women 200 Yard Freestyle)**

1	Bernat, Joely	23 AGUA	2:48.67
2	Wahle, Ellora	22 HMS	2:33.48
3	Feldstein, Hannah E	22 UNAT	2:22.00
4	Miller, Jenna L	20 GSMS	2:19.47
5	Bates, Elissa	21 TULS	2:12.34
6	Stephens, Mary E	24 NCMS	2:15.88
7	Lowder, Kaitlyn	19 PNA	2:20.19
8	Barringer, Danika	20 HMS	2:33.00
9	McDermott, Angela M	22 HMS	2:35.00

**Heat 24 of 24 Finals**

1	Baumann, Mary Kate	24 BCTM	2:10.00
2	Bunnell, Christie	19 UTAH	2:09.78
3	Jones, Caylin L	23 RMST	2:05.03
4	Case, Kim E	24 FBST	2:03.53
5	Kehe, Sarah E	24 UNAT	1:59.30
6	Parra, Madeline	24 NCMS	2:00.07
7	Letendre, Denise M	23 UNAT	2:03.75
8	Trabue, Kelsey L	22 NCMS	2:07.50
9	Arnold, Haley M	23 COLE	2:10.00
10	Anderson, Sydney E	19 PNA	2:10.90

**#10 Men 200 Yard Freestyle**

Lane	Name	Age Team	Seed Time
<b>Heat 1 of 34 Finals</b>			
4	Taylor, John C	90 GAJA	7:47.00
5	Walker, Craig P	72 MYST	3:48.10
6	Mullins, Stephen M	79 IM	3:10.00
<b>Heat 2 of 34 Finals</b>			
1	Neubig, Philip H	82 BMST	5:00.00
2	Conkey, Jim	80 SNM	3:40.23
3	Burgess, H. William	83 HIMA	3:39.95
4	Stolz, Irwin W	82 GAJA	3:18.50
5	Manheim, Frank T	81 RMST	3:40.00
6	Beach, Robert E	81 SPM	4:00.00
7	Goldner, Fred	85 CONN	4:22.85
8	Foster, Warren A	86 O*H*	4:10.69
9	Adams, William H	85 FACT	4:20.00
10	Siegel, Herbert	89 NITR	5:46.42
<b>Heat 3 of 34 Finals</b>			
2	Thomas, Nate	74 ZEN	3:31.00
3	Chuyen, Herb	73 GAJA	3:11.23
4	Scharf, Ray	74 NCMS	2:54.17
5	Wood, Craig A	71 ETEX	3:08.00
6	Learmonth, William R	72 O*H*	3:15.00
<b>Heat 4 of 34 Finals</b>			
1	Maher, Owen C	77 VMST	3:00.00
2	Dykstra, Bill	75 GOLD	2:52.84
3	Shechter, Stanley J	79 AGUA	2:51.00
4	Robertson, William F	75 TGM	2:45.64
5	Jones, Burwell	79 SYSM	2:29.00
6	Rauch, Will	77 LVM	2:45.00
7	Blake, William V	75 MOST	2:49.00
8	Ascherfeld, Ray	76 GCPS	2:51.63
9	Plummer, Mark A	75 CMS	2:55.16
10	Chisholm, Dick	77 O*H*	3:00.34

**Heat 5 of 34 Finals**

1	Monahan, Richard S	70 METR	2:51.50
2	Pinkerton, Rolff's S	73 NCMS	2:42.60
3	Miller, David W	71 GAJA	2:39.02
4	Murff, Don	70 TXLA	2:24.00
5	Landis, Tom	70 OREG	2:05.00
6	Laux, Michael A	70 CONN	2:22.20
7	Walker, Joseph R	70 SNM	2:39.00
8	Clark, Jerry	74 NCMS	2:40.00
9	Bleuel, Bart S	70 VCM	2:42.83
10	Simmons, Charles E	71 NCMS	2:52.38

**Heat 6 of 34 Finals**

1	Devennish, Edward B	67 NAM	3:27.71
2	Trevision, Rick	69 FACT	3:10.00
3	DeLong, Harry P	68 NCMS	2:56.00
4	Quanrud, John O	65 GAJA	2:32.96
5	List, Robert W	66 GSMS	2:30.24
6	McGee, Terry R	67 FACT	2:31.21
7	Abineri, David	68 UNAT	2:49.00
8	Woods, Tom M	69 VMST	2:57.00
9	Hardin, Tom	65 NCMS	3:16.35

**Heat 7 of 34 Finals**

1	Brundage, Warner F	69 BRSM	2:29.20
2	Brzezinski, Jay	65 PALM	2:25.12
3	Willert, Dan T	69 WCM	2:20.41
4	McCormick, Paul	65 CMS	2:18.55
5	Couch, Bob E	65 SYSM	2:09.25
6	Selles, Carl H	65 SPM	2:10.00
7	Lodwig, Keefe L	68 SYSM	2:20.00
8	Kehoe, Bob	65 OREG	2:22.63
9	Brown, Bill	66 NCMS	2:29.00
10	Ewan, Bill	69 NEM	2:29.64

**Heat 8 of 34 Finals**

3	McFadden, J Edward	63 NCMS	2:47.70
4	Langendorfer, Stephen J	61 FISH	2:25.64
5	Edgell, Don	60 CUBU	2:21.94
6	Nickodem, Peter W	62 HLJ	2:24.24
7	Vraspir, Alan D	61 CAQM	2:27.13

**Heat 9 of 34 Finals**

1	Van Der Horst, Charles M	60 NCMS	2:20.00
2	Chapman, Gerry M	60 NCMS	2:17.33
3	Nagle, Robert W	60 FACT	2:17.00
4	Harmon, David C	62 ANCM	2:16.07
5	Glass, Ernie	62 NCMS	2:15.27
6	Warner, Frank	63 PNA	2:15.89
7	Green, Dick	60 NEM	2:16.21
8	McGraw, Dennis D	60 NCMS	2:17.10
9	Cornell, Tom	64 SYSM	2:17.74
10	McQuiggan, Frank	63 NEM	2:20.21

**Heat 10 of 34 Finals**

1	Voisard, Brian S	60 WIN	2:08.55
2	Gruber, Glenn A	62 VCM	2:06.18
3	Bell, Alan	62 PNA	2:04.10
4	Trevisan, Paul T	60 1776	2:03.50
5	McConica, Jim	61 VCM	1:59.13
6	Walker, Rick B	61 SYSM	2:02.65
7	Olson, Chuck A	62 MICH	2:03.50
8	Boster, Stephen R	61 DAMM	2:05.00
9	Thompson, Frank L	60 MICH	2:07.14
10	Bernard, Alan D	62 TAM	2:08.89

**Heat 11 of 34 Finals**

1	Legaspi, Adrian	59 SFTL	2:43.18
2	Lovette, Glenn A	57 UNAT	2:20.00
3	Matthews, Mark C	56 NCMS	2:16.39
4	Rickard, Alan K	55 FXCM	2:11.88
5	Graham, Frederick A	55 PNA	2:09.10
6	Eggar, Jack D	59 ELG	2:09.10
7	Miller, Richard N	57 NCMS	2:15.25
8	Recine, Michael T	58 UNAT	2:17.20
9	Henson, Steven L	58 NCMS	2:25.00

**Heat 12 of 34 Finals**

1	Long, Douglas D	58 GS	2:06.55
2	Ruddock, Jim	55 UNAT	2:05.55
3	Smith, Darrell J	55 MINN	2:02.59
4	Nolte, Christopher C	55 CMS	2:02.50
5	Bohlken, Ross P	57 BLU	2:00.55
6	Fochios, Dean T	58 WMAC	2:02.00
7	Knowles, Percival A	57 SWIF	2:02.57
8	Delaney, Mike J	56 NEM	2:05.12
9	Throne, William C	55 VMST	2:06.00
10	Kollross, Steven A	56 GAJA	2:08.77

**Heat 13 of 34 Finals**

1	O'Brien, Kerry L	55 WCM	1:59.58
2	Thornton, James	59 1776	1:58.90
3	Keenan, George W	58 IM	1:57.59
4	Groselle, Jack R	57 SYSM	1:53.43
5	Stephenson, Dan	55 ROSE	1:50.50
6	Fields, John A	55 AWJ	1:53.32
7	Karas, Paul G	56 MICH	1:55.50
8	Berting, David A	55 NCMS	1:58.00
9	Blatt, Michael J	56 VCM	1:59.02
10	Kruger, Joel	58 SYSM	1:59.60

**Heat 14 of 34 Finals**

3	Weiss, Patrick J	52 MICH	2:49.94
4	McCarthy, Shaun	51 PCAT	2:32.55
5	Mehlhop, Paul D	51 NCMS	2:25.00
6	Hendrick, Marty	54 SFTL	2:25.88
7	Byrd, Michael	54 NCMS	2:37.91
8	Hartley, Steve E	54 UNAT	3:00.00

## 2012 USMS Spring National Championships, Sanction #: 132-001

## Greensboro Aquatic Center

## Meet Program - Friday, April 27, 2012

**Heat 15 (#10 Men 200 Yard Freestyle)**

1	Stresemann, Michael N	51 PALM	2:22.51
2	Gould, Gerry	52 NIAG	2:14.02
3	Aumiller, Joe	54 MICH	2:10.71
4	Bigg, Dave	54 IM	2:09.46
5	Rogers, Randy	53 PNA	2:08.85
6	Sheahan, Dan	54 SWAT	2:09.16
7	Tsuzuki, Ed M	53 GSM	2:10.10
8	Alexandre, George E	54 NEM	2:12.22
9	Campbell, Chris	51 MVM	2:14.97
10	Traynor, John	52 IM	2:24.00

**Heat 16 of 34 Finals**

1	Majeske, Andrew J	51 1776	2:07.91
2	Bailey, Alexander R	51 ART	2:04.00
3	Jenkins, Timothy J	50 IM	2:01.40
4	Siegel, Craig	54 NITR	2:00.09
5	Phillips, John M	53 NCMS	1:59.50
6	Seibt, Andreas K	54 IM	2:00.00
7	Menches, Robert C	51 PALM	2:01.19
8	Washburn, Jonathan W	54 NCMS	2:02.21
9	Byers, James M	50 NIAG	2:04.00
10	Doyle, Mark	52 NCMS	2:08.21

**Heat 17 of 34 Finals**

1	Kennedy, Gene	52 NCMS	1:59.00
2	McCabe, Thomas J	54 IM	1:57.50
3	Newman, Steven M	50 SYSM	1:55.25
4	Berryhill, Keith	52 RAY	1:54.00
5	Wells, D Scott	50 HLJ	1:50.26
6	Colbeck, Pete L	50 PNA	1:52.00
7	Hollett, Peter G	52 NCMS	1:54.60
8	Emison, Thomas W	53 MINN	1:55.71
9	Regan, Michael F	51 MESC	1:57.63
10	Shipp, Bill M	52 TERR	1:59.00

**Heat 18 of 34 Finals**

3	Holland, David N	43 RAY	2:50.15
4	Delgado, Francisco	44 SC	2:35.22
5	Dubrick, Jon S	43 ROSE	2:42.30
6	Tiedemann, Arthur R	46 WM	2:18.00
7	Meade, Matthew H	46 PTMS	2:09.81
8	Price, Andrew M	47 RNVS	2:13.00

**Heat 19 of 34 Finals**

1	Hagen, Dean	49 ARIZ	2:06.36
2	Martin, Chris D	45 NCMS	2:04.24
3	O'Neil, Jeff	45 GSMS	2:02.63
4	Vaughn, David R	47 VMST	2:02.00
5	Ionesco, Constantin	48 WMST	2:00.61
6	Casazza, Bill R	49 NCMS	2:00.86
7	Wilson, Boyd E	48 NCMS	2:02.37
8	Mc Ginley, Patrick B	48 ROSE	2:03.52
9	Coates, Ed M	46 TXLA	2:05.80
10	Magdanz, Gregory W	48 NCMS	2:07.66

**Heat 20 of 34 Finals**

1	Werlinich, Greg S	47 REDT	2:00.00
2	Oliva, Stepan	45 WIN	1:58.50
3	Baron, Kurt C	47 VCM	1:56.99
4	Barringer, Rob	46 CMS	1:55.86
5	Patten, Bobby	49 DAMM	1:54.55
6	Erwin, Jeff T	47 SAWS	1:54.80
7	Fuller, W Scott	46 NCMS	1:56.00
8	Hilgen, Thomas H	47 NCMS	1:57.01
9	Dever, Frederick E	46 DCAC	1:59.32
10	Bosley, Douglas M	49 NEM	2:00.50

**Heat 21 of 34 Finals**

1	Pistorio, Tyge	46 NCMS	1:53.67
2	Bennett, Dennis	46 UNAT	1:51.47
3	Robertson, Doug	48 GKMS	1:49.90
4	Unruh, Steven L	45 NITR	1:47.27
5	Sims, David E	49 IM	1:41.69
6	Switzer, Keith M	49 BLU	1:47.12
7	Lydecker, Charles H	48 BLU	1:48.99
8	Weber, Mark A	45 SYSM	1:51.00
9	Jones, Rob	47 UNAT	1:52.52
10	Birnbrich, Chris L	48 NAM	1:54.00

**Heat 22 of 34 Finals**

1	Ferreira, Pedro M	43 RAY	2:19.00
2	Karren, John	44 UTAH	2:06.34
3	Carlson, John	40 RMST	2:05.59
4	Strehle, Andrew P	42 NEM	2:03.35
5	Sever, Michael	41 NEM	2:03.02
6	Everman, Kelly	40 NAM	2:03.27
7	Pignatello, Anthony J	42 FBST	2:04.24
8	Pegram, Steve	43 NCMS	2:06.21
9	Dean, Scott	44 NCMS	2:15.00
10	Gaw, Mike	42 GAJA	2:32.00

**Heat 23 of 34 Finals**

1	Finn, John P	43 NCMS	2:02.10
2	Ruiz, Oscar A	40 BLU	2:00.00
3	Goodman, Robert	43 REDT	1:59.25
4	Rubacky, Mark S	42 NEM	1:59.03
5	Gogulski, David H	43 NITR	1:58.50
6	Kent, Aric E	41 MYST	1:58.88
7	Stevens, Charles C	42 UNAT	1:59.25
8	Campbell, Steve A	41 1776	1:59.80
9	White, Kirk	42 COLU	2:01.09
10	Pohnert, Steven C	42 RMST	2:02.46

**Heat 24 of 34 Finals**

1	Beattie, David A	42 HLJ	1:56.97
2	Ellis, Andrew F	43 TERR	1:55.50
3	Carter, Brandon J	41 CRUZ	1:55.00
4	Benda, Brian	41 NBAC	1:53.30
5	Van Meter, Patrick	41 NCMS	1:53.00
6	Davis, William A	44 NCMS	1:53.23
7	Lee, Michael P	44 MARY	1:53.81
8	Scollon, Erik L	40 REDT	1:55.12
9	Lee, Lawrence B	43 NCMS	1:56.82
10	Donovan, Bradley J	42 NCMS	1:57.67

**Heat 25 of 34 Finals**

1	von Loewe, Pete A	41 GMUP	1:51.90
2	Dickson, Kurt F	44 ARIZ	1:51.51
3	Baleka, Siphwe K	41 UNAT	1:51.47
4	Andersen, Morten	41 NCMS	1:50.54
5	Murray, Jeff L	42 NCMS	1:45.89
6	Keppeler, John H	44 PNA	1:50.38
7	Pletcher, Todd	42 NCMS	1:51.00
8	Kays, David E	44 PNA	1:51.50
9	Sprenger, Kurt	42 VMST	1:51.64
10	LaBianco, Christopher A	41 BLU	1:52.10

**Heat 26 of 34 Finals**

2	Pardo, Robert R	38 SFTL	2:02.12
3	Krhoun, Robert S	38 UNAT	2:00.00
4	McFeters, Erik P	36 NCMS	1:59.29
5	Dewey, John	38 UNAT	1:58.00
6	Queen, Nathan	37 NCMS	1:58.30
7	Lilienthal, Jason	38 NMMS	1:59.58
8	Dean, Nathan P	37 AARG	2:00.56
9	Catterson, William H	39 NCMS	2:10.00

**Heat 27 of 34 Finals**

1	Alley, David W	37 TXLA	1:57.16
2	Crankshaw, Erik	39 NCMS	1:56.10
3	John, Chris K	39 VMST	1:52.87
4	Bellin, Daniel A	39 GERM	1:48.67
5	Ohman, Niclas K	37 NEM	1:46.72
6	Churins, Jonathan D	36 FISH	1:47.38
7	Martin, Andrew C	37 NCMS	1:52.00
8	Budde, Scot	35 UNAT	1:55.77
9	Lehr, Gunner F	39 NAM	1:56.34
10	Albino, Jorge E	37 SYSM	1:57.29

**Heat 28 of 34 Finals**

1	Porco, Filippo M	34 NCMS	2:13.13
2	Jent, Daniel E	34 ALEX	2:02.77
3	Sonstegard, Peter	31 PMST	1:56.12
4	Medendorp, Mark A	34 NCMS	1:54.05
5	de Hart, Pieter A	33 STON	1:53.20
6	Sikich, Christopher P	33 NAST	1:54.00
7	Meacham, Garth D	30 LVM	1:55.00
8	Tynan, Michael	30 TNYA	1:57.80
9	Dietrich, Nicholas W	31 ART	2:06.41
10	Dahl, Geoff	34 NCMS	2:35.00

**Heat 29 of 34 Finals**

1	Strahota, Jeffrey R	31 TERR	1:52.94
2	Fiene, Jonathan P	33 UNAT	1:50.76
3	Scheerhorn, Andrew J	30 CAT	1:47.99
4	Gaines, Billy	31 LVM	1:45.00
5	Palumbo, Gregory T	31 REDT	1:41.70
6	Bathazi, Istvan	33 BLU	1:42.55
7	Mayronne, Corey	34 TXLA	1:46.32
8	Thrasher, Bradley A	30 NCMS	1:49.60
9	Wadley, Wadley	32 WH20	1:51.00
10	Javorski, John	33 MGM	1:52.95

**2012 USMS Spring National Championships, Sanction #: 132-001**

**Greensboro Aquatic Center**

**Meet Program - Friday, April 27, 2012**

**Heat 30 (#10 Men 200 Yard Freestyle)**

2 Shaw, Chris	29 AMS	2:15.00
3 Taube, Tim	29 NCMS	2:04.19
4 Loch, Jonathan	27 NCMS	1:59.95
5 Gray, Zachary A	29 MESC	1:58.14
6 Knowles, Elliott J	25 SWIF	1:58.52
7 Royer, John R	29 REDT	2:03.89
8 Noble, Chris E	28 UNAT	2:10.11

**Heat 31 of 34 Finals**

1 Johnson, Luke B	29 HOPK	1:53.17
2 Helfers, Edward D	29 ARMS	1:49.72
3 Morenus, Jesse J	29 BLU	1:48.51
4 Carlson, Andrew	25 ROSE	1:48.00
5 Reed, Buddy	29 CUBU	1:42.00
6 Hagerty, Edward F	28 AGUA	1:44.99
7 Crocker, Michael T	27 NEM	1:48.00
8 Chesson, Win	28 TNYA	1:48.76
9 Humphrey, John	29 UNAT	1:50.96
10 Olmsted, Matthew J	29 NCMS	1:55.74

**Heat 32 of 34 Finals**

3 de la Cruz, Juan J	23 NCMS	3:30.00
4 Burr, Justin	21 DUCK	2:02.87
5 Freds, Keaton S	20 SWOM	1:59.89
6 Peterson, Matthew A	22 HMS	2:00.98
7 Alcantar, Eduardo	19 PNA	2:08.39

**Heat 33 of 34 Finals**

1 Deason, Aaron	19 NCMS	1:58.14
2 Arias, Luis	24 AGUA	1:57.50
3 Grigas, Garrett J	21 PNA	1:56.32
4 Altman-Kurosaki, Jonas Y	23 AGUA	1:54.00
5 Morton, Jacob G	24 NCMS	1:52.34
6 Schildknecht, Peter E	22 ARKM	1:52.99
7 Stauder, Justin M	24 VMST	1:55.00
8 Naugle, Andrew	21 DUCK	1:56.46
9 Singleton, Marcus G	23 UTAH	1:57.97
10 Wiley, DJ	22 UTAH	1:58.56

**Heat 34 of 34 Finals**

1 Alderson, Jack A	18 UNAT	1:52.08
2 Florio, Eric	24 POST	1:50.01
3 Bower, Kenny G	24 TOC	1:49.49
4 Partin, George	23 NCMS	1:48.00
5 Witzke, Christian E	24 REDT	1:43.70
6 Malasky, Martin E	23 TOC	1:46.00
7 Shaheen, Luke	23 SYSM	1:48.50
8 Alders, Alec	23 ROSE	1:49.54
9 Preslar, Jason	24 GSMS	1:50.79
10 Gomez, Stephen P	24 VMST	1:52.25

**#11 Women 50 Yard Breaststroke**

Lane	Name	Age	Team	Seed Time
<b>Heat 1 of 22 Finals</b>				
2	Miller, Kay	77	GCPS	1:17.71
3	Klein, Sigi B	76	SKY	1:06.51
4	Detrick, Johnnie	76	VMST	49.07
5	Kremer, Sandra	75	NCMS	56.30
6	Averette, Joan	75	VMST	1:07.01
7	Stone, Marjorie	88	GCPS	1:05.21
8	Dockendorf, Pat	85	NCMS	1:18.27

**Heat 2 of 22 Finals**

1 Czekala, Charlotte G	73 GAJA	1:35.31
2 Bruegmann, Heide	70 NEM	1:06.78
3 Coakley, Marian W	74 NEM	56.31
4 Jebe, Margit H	73 T2NM	46.00
5 Frid, Barbara	70 OREG	42.60
6 Newell, Sally	74 INDY	46.76
7 Mead, Mary-Mead A	70 GAJA	1:06.14
8 Fasbender, Alice J	73 SMM	1:16.25
9 Koeffler, Kristin K	60 WMAC	49.52
10 Sutherland, Kate	64 PNA	52.00

**Heat 3 of 22 Finals**

1 Manheim, Lucy M	69 RMST	1:01.25
2 Martin, Judy	69 VMST	52.12
3 Van Meeteren, Greta	65 NCMS	48.26
4 Christenson, Candy J	65 WMAC	42.54
5 Webb, Linda	66 SFTL	41.21
6 Dillon, Sally A	65 PNA	44.30
7 Buccino, Vicki	66 SMS	51.17
8 Hill, Marcia M	67 AGUA	53.06
9 Stetson, Margaret A	60 NCMS	47.09
10 Calkins, Lynda J	62 VMST	47.45

**Heat 4 of 22 Finals**

1 Felton, Linda R	61 FACT	46.26
2 Carruthers, Kate M	63 PNA	43.68
3 Luck, Lorinda E	61 ARIZ	41.91
4 Kirwan, Denise	60 CUBU	39.50
5 Hummel, Barbara R	60 NEM	36.59
6 Lewis, Kathleen	60 TPIT	39.00
7 Hirt, Patrice L	63 FACT	40.23
8 Lyman, Carolyn B	61 UTAH	42.80
9 Price, Allison	60 SDSM	46.00
10 Godwin, Margaret T	63 NCMS	47.01

**Heat 5 of 22 Finals**

2 Powers, Sandy L	55 UNAT	52.00
3 Kester-Hedrick, L'Louise	57 UNAT	48.98
4 Hood, Patricia B	56 1776	43.25
5 Childers, Judy A	58 GSMS	42.42
6 Merena, Elizabeth J	59 UNAT	43.05
7 Schneider, Mary P	59 WMAC	48.46
8 Medendorp, Margy	58 NCMS	50.00
9 Leach, Deborah J	57 NCMS	52.62

**Heat 6 of 22 Finals**

1 Hughes, Maureen C	58 GOLD	41.50
2 Burlingame, Sharon M	55 GKMS	40.35
3 Haynie, Dee A	57 TOC	38.16
4 Wolff, Melinda S	59 1776	37.01
5 Estel, Beth A	56 NEM	35.38
6 McDonnell, Peggy H	56 GOLD	36.50
7 Rosener, Karen K	58 CMS	37.30
8 Finch, Merry B	57 YCMS	40.01
9 Beach, Lynn	55 GAJA	40.65
10 Robinson, Robin S	55 NCMS	41.93

**Heat 7 of 22 Finals**

3 Murks, Karol B	54 NCMS	45.92
4 Hardison, Kathleen K	53 NCMS	44.00
5 Kirk, Susan	51 BERK	42.88
6 Seyferth, Elizabeth L	53 SLAM	43.53
7 Acampora, Sue	51 NCMS	44.10

**Heat 8 of 22 Finals**

1 Chappell, Melinda E	51 GSMS	40.78
2 Alton, Dale	54 GAJA	40.30
3 Dawson, Mandy	50 RMST	39.78
4 Almand, Jennifer C	53 GAJA	38.77
5 Van Cleave, Julie M	53 WMAC	38.65
6 Kittles, Ginny	54 GAJA	38.70
7 Waters, Amy	50 GBM	39.30
8 Lindley, Jane	50 PNA	40.17
9 Krugman, Elaine	50 GAJA	40.55
10 Nolte, Susan D	51 CMS	42.67

**Heat 9 of 22 Finals**

1 Spence, Denise	52 NEM	35.35
2 Miller, Patricia M	51 VMST	35.08
3 Wenzel, Chris	52 FLAQ	34.71
4 Crouch, Kim	50 CMS	34.43
5 Dahl, Lisa A	50 PNA	33.73
6 Koster, Carolyn	50 POST	34.19
7 Heuer, Brigitte	51 WMST	34.46
8 Petersen, Stephanie O	50 SLAM	35.00
9 Groselle, Laura L	51 SYSM	35.11
10 Lockhart, Christine N	53 SRM	38.50

**Heat 10 of 22 Finals**

1 Rehanek, Rhonda G	48 GSMS	47.44
2 Mac Gregor, Ellen	45 MACH	40.00
3 Scott, Leslie	47 GS	39.61
4 Despres, Maureen	47 NCMS	38.80
5 Carr, Kate	45 PNA	37.53
6 Fuss, Karen K	46 GSMS	37.55
7 Candelaria, Sharron	48 NCMS	38.86
8 Rossi, Leann M	45 ART	39.84
9 McClure, Pam	48 RAY	44.23

**Heat 11 of 22 Finals**

1 Anderson, Missy B	46 NCMS	36.50
2 Donovan, Kim M	48 NEM	35.05
3 Dawson-Cook, Susan E	49 ARIZ	34.94
4 Lindroos, Pamela M	46 NCMS	34.54
5 Nowak, Elizabeth A	48 NCMS	31.89
6 Groves, Lisa J	47 MACH	33.52
7 Jurey, Mary K	45 TXLA	34.72
8 McFarlane, Tracey D	45 BLU	35.00
9 Crino, Heide P	45 CMS	36.32
10 Hamel, Laura	47 SYSM	37.39

**Heat 12 of 22 Finals**

1 Wagner, Gretchen J	36 NEM	45.00
2 Duque, Diana C	39 NCMS	37.63
3 Tallent, Melissa M	37 VMST	37.00
4 Garth, Christy L	38 NCMS	36.70
5 Jacobson, Kristan N	39 QMST	37.22
6 Turnbull-Brown, Elisabeth A	39 TNYA	38.00
7 Bodenheimer, Tracy A	42 NCMS	42.10
8 St Jean, Rebecca V	41 CFYM	39.84
9 Martin, Lisa W	44 NCMS	42.00
10 Pohnert, Anne M	44 RMST	52.29



## 2012 USMS Spring National Championships, Sanction #: 132-001

## Greensboro Aquatic Center

## Meet Program - Friday, April 27, 2012

**Heat 13 (#11 Women 50 Yard Breaststroke)**

1	Haberstich, Carrie	40 IM	38.62
2	Quarato, Aimee M	42 CMS	38.50
3	Beeman, Ashley C	40 UNAT	38.41
4	Streater, Barbara A	41 VMST	38.20
5	Henson, Susan P	42 GAJA	38.10
6	Millerd, Michelle A	41 NEM	38.17
7	Clark, Inge	42 IM	38.41
8	Vann, KC	42 OHSP	38.49
9	Greene, Dana M	43 NCMS	38.56
10	Gende, Gretchen M	42 PNA	39.66

**Heat 14 of 22 Finals**

1	Ascione, Lynn	44 BERK	38.00
2	Maycock, Cary W	43 NCMS	37.81
3	Seagraves, Ann M	41 MVN	37.24
4	Holden, Maureen H	42 NCMS	36.21
5	Collett, Tracy	41 GAJA	36.00
6	Hendricks, Geneve E	43 WM	36.01
7	Thompson, Courtney S	44 UNAT	36.70
8	Onesti, Kelley M	40 UNAT	37.50
9	Gass, Melissa	44 NCMS	38.00
10	Hageman, Heather M	41 NCMS	38.01

**Heat 15 of 22 Finals**

1	Werner, Haleigh A	43 PNA	35.47
2	Settimi, Nora	41 WMAC	34.62
3	Bonfilio, Dawn A	43 NCMS	33.76
4	Eldridge, Beth	42 MOVY	31.56
5	Legaspi, Kelly A	40 SFTL	30.54
6	Braun, Erika L	40 NCMS	30.70
7	Goodale, Rainy M	42 NEM	32.43
8	Conlin, Cheryl	43 CUBU	33.90
9	Dotson, Laura	42 NCMS	35.42
10	Cleven, Detra R	43 BASC	35.82

**Heat 16 of 22 Finals**

1	Bellin, Melissa	39 GERM	36.52
2	Swain, Jayme S	37 ARMS	36.06
3	Natkin, Heidi	38 AWJ	35.02
4	Summerlin, Shannon	39 VMST	32.84
5	Schaetz, Trina R	39 WMAC	30.38
6	Sweetser, Stacy L	36 NEM	31.04
7	Hatakeyama, Chio E	37 WSC	33.66
8	Pelletier, Hillary	35 NEM	35.64
9	Bryant, Lynn	39 USF	36.22
10	Graham, Beth R	37 NCMS	36.65

**Heat 17 of 22 Finals**

3	Medendorp, Rebecca B	30 NCMS	58.71
4	Mulcahy, Shannon	34 FISH	40.43
5	Medina, Katie E	31 NCMS	38.07
6	Lamb, Maggie	34 VMST	39.96
7	Sinder, Tiffany M	31 REDT	45.26

**Heat 18 of 22 Finals**

1	Cardy, Andrea M	32 RMST	36.85
2	Massey, Melissa K	30 RAY	34.84
3	Nagle, Cynthia A	33 NCMS	34.52
4	Downing, Jennifer	33 NEM	33.76
5	Wilkins, Jillian A	31 BLU	32.59
6	Melsen, Krisie M	31 SCYM	33.76
7	Lawrence, Kari C	30 NCMS	33.86
8	de Hart, Jenny E	34 STON	34.53
9	Medendorp, Meghan M	30 NCMS	35.35
10	Old, Catherine A	34 NCMS	37.16

**Heat 19 of 22 Finals**

2	Dickman, Rachel E	25 MGM	39.16
3	Plummer, Stephanie J	29 NCMS	38.49
4	Ostberg, Kristen J	28 NCMS	37.60
5	Claycomb, Meredith A	27 NCMS	36.58
6	Stutz, Kathleen J	29 TPIT	37.18
7	Senne, Sarah	27 PCAT	38.18
8	Medendorp, Amanda J	26 NCMS	38.88
9	Moore, Elizabeth D	26 NCMS	42.00

**Heat 20 of 22 Finals**

1	Dougherty, Erin M	29 REDT	36.32
2	Lehner, Sarah C	29 YMTN	35.50
3	Carter, Jamie L	27 NCMS	34.80
4	O'Donnell-McCarthy, Fiona	25 TOC	34.43
5	Russo, Claire C	28 VMST	33.75
6	Davidoff, Cara	26 TOC	34.00
7	Reilly, Erin P	26 TOC	34.52
8	Jaescke, Susan M	26 NCMS	35.14
9	Woodruff, Becky	26 NCMS	36.00
10	Duhaime, Susan A	29 MICH	36.50

**Heat 21 of 22 Finals**

1	Lawlor, Elizabeth G	26 AGUA	33.61
2	Gill, Meg B	27 TOC	33.54
3	Capizzi, Stefanie	25 ROSE	33.19
4	Smith, Nicole M	29 UNAT	33.00
5	Fuchs, Lauren	25 CUBU	32.26
6	Gromer, Karen	27 MOST	32.87
7	Schildknecht, Margaret G	25 NCMS	33.15
8	Levy, Katie	28 UNAT	33.19
9	Myers, Danielle E	27 VMST	33.55
10	Cheetham, Meredith R	26 NCMS	33.74

**Heat 22 of 22 Finals**

1	Pelaez, Cristina D	24 NOVA	38.70
2	Daley, Amanda W	24 NEM	37.01
3	Moore, Jenna N	19 UTAH	35.40
4	Kehe, Sarah E	24 UNAT	34.50
5	Cruz, Penelope	18 BCTM	34.28
6	Arnold, Haley M	23 COLE	34.38
7	Treece, Lindsay K	22 NCMS	35.20
8	Kearney, Kathryn	21 NCMS	36.30
9	Abdie, Kaitlyn M	19 DUCK	37.17
10	Hoffman, Lauren E	20 DUCK	40.81

**#12 Men 50 Yard Breaststroke**

Lane	Name	Age	Team	Seed Time
------	------	-----	------	-----------

**Heat 1 of 31 Finals**

1	Bauman, John H	81	WMAC	54.01
2	Anderson, Graham M	80	GAJA	50.20
3	Kortheuer, John D	81	NCMS	39.38
4	Woods, Albert H	83	GAJA	43.97
5	Knowles, Sr., Percival A	81	SWIF	53.70
6	Graves, Edwin H	88	FACT	1:07.87
7	Corse, John D	88	HLJ	47.30
8	Schalla, Gordon J	85	WMAC	1:06.02
9	Larson, E Ole	91	NCMS	59.34

**Heat 2 of 31 Finals**

1	Lyons, Thomas F	78	VMST	51.55
2	Huson, John J	77	NCMS	49.60
3	Dixon, Richard B	78	GAJA	46.13
4	Thayer, George D	76	OREG	42.57
5	Best, Bob	79	SDSM	40.00
6	Patten, Bob W	77	CMS	42.30
7	Bellem, Ray	75	ARIZ	43.31
8	Dobler, Wally E	78	GOLD	48.50
9	Barrett, Steve	78	NCMS	50.70
10	Gerson, Gordon M	75	RMST	55.08

**Heat 3 of 31 Finals**

1	Himwich, Alec	67	NCMS	52.10
2	Maguire, Tom	69	GSMS	45.15
3	Eisenklam, Peter A	69	ARIZ	43.32
4	Dudley, Bill	67	GAJA	40.40
5	McDanal, Steven K	68	CMS	41.40
6	Van Meeteren, Hans P	68	NCMS	43.65
7	Frogley, Chris S	68	VMST	48.80
8	Riddle, Peter E	74	SDSM	48.00
9	Ray, Craig	73	GAJA	49.32

**Heat 4 of 31 Finals**

1	Scharf, Ray	74	NCMS	44.20
2	Zuur, James	71	TAM	40.59
3	Loewe, Raymond D	70	UNAT	38.46
4	Diamond, Louis H	72	ANCM	37.69
5	Kennedy, David A	70	TTM	35.50
6	Laux, Michael A	70	CONN	35.84
7	Reid, Walt	71	PNA	38.27
8	Smith, Brent	71	HUNT	40.53
9	Truong, Dominique	73	PNA	42.50
10	Diehl, David J	70	YWMA	45.69

**Heat 5 of 31 Finals**

1	Zeigler, John V	66	GAJA	39.05
2	Stafford, Rick A	65	PNA	38.66
3	Fuenmayor, Jose	68	UNAT	38.03
4	Willert, Dan T	69	WCM	38.00
5	Abineri, David	68	UNAT	37.50
6	Meyerhoff, Rick	65	TAM	38.00
7	Whitley, John K	69	LJSM	38.00
8	Pierce, Donald A	66	RHMS	38.13
9	Benda, Peter M	69	NCMS	39.00
10	Smith, Dave	67	ELG	39.25

## 2012 USMS Spring National Championships, Sanction #: 132-001

## Greensboro Aquatic Center

## Meet Program - Friday, April 27, 2012

**Heat 6 (#12 Men 50 Yard Breaststroke)**

1	Sawyer, Dennis L	68 PNA	37.23
2	Husson, Bob	66 NCMS	36.20
3	Dannenber, James	67 WMAC	36.00
4	Elder, James E	68 TOC	35.00
5	Strand, Robert	66 ROSE	31.00
6	Boak, Thomas D	68 WMST	34.50
7	Peterson, Steven B	65 PNA	35.95
8	List, Robert W	66 GSMS	36.02
9	Brundage, Warner F	69 BRSM	36.84
10	Pohlmann, John T	68 SLAM	37.38

**Heat 7 of 31 Finals**

3	Goldring, Michael	59 TNYA	41.48
4	Baars, Bryan	57 GCPS	38.06
5	Bottini, Mike	57 METR	39.15
6	Garrett, Jeff	57 NCMS	1:00.00
7	Boyle, Michael F	60 RMST	44.15

**Heat 8 of 31 Finals**

1	Manuel, John S	61 NCMS	37.44
2	Lee, Terrence J	62 NCMS	36.78
3	Reid, Joe	63 GAJA	36.30
4	Alderson, Pat	60 GSMS	35.45
5	Rollins, Bruce W	62 WMST	35.02
6	Frisch, David J	63 VMST	35.30
7	McFadden, J Edward	63 NCMS	36.10
8	Davis, Craik	60 NCMS	36.70
9	Anderson, Craig	62 NCMS	37.00
10	Vraspir, Alan D	61 CAQM	39.59

**Heat 9 of 31 Finals**

1	Payne, (Earl R) Bob	61 NCMS	34.47
2	Baker, John B	60 PNA	32.97
3	Mierzwa, Hank S	62 STON	32.36
4	Dougherty, Michael P	60 BOZE	32.02
5	Campana, James L	60 ELG	31.87
6	MacDonald, Lee H	60 CMS	32.00
7	Walker, Rick B	61 SYSM	32.15
8	Kerns, Hubie	62 VCM	32.57
9	Rogacki, Daniel J	64 NEM	33.10
10	Vazmina, Rudy J	61 SYSM	34.87

**Heat 10 of 31 Finals**

1	Reeder, Bill D	59 PNA	36.56
2	Aucott, Stephen R	56 CPAC	35.50
3	Vizzari, Richard L	55 NWMS	35.42
4	Sterne, Erik A	59 ROSE	34.69
5	Abbate, Gary A	57 TPIT	34.40
6	Adcock, Richard P	56 PNA	34.51
7	Suarez, Ed C	57 GOLD	35.40
8	Caligiuri, Dan A	56 BLU	35.50
9	Nakazawa, Muraji	55 RMST	35.88
10	Gosha, Joseph D	58 NCMS	36.72

**Heat 11 of 31 Finals**

1	Knowles, Percival A	57 SWIF	33.55
2	Roth, Bob	57 MARY	33.25
3	Inglefield, Jody	57 NCMS	32.92
4	Toth, Dennis J	57 UNAT	32.17
5	Wilkin, Dave	59 AURO	31.80
6	Haberek, Cork	55 SKY	32.00
7	Lamour, Didier B	55 MINN	32.67
8	Stocksdale, Steve A	58 NCMS	33.00
9	Alford, Peter T	58 NCMS	33.47
10	Lee, Stanley H	55 YCMS	34.08

**Heat 12 of 31 Finals**

1	Schmitz, Robert L	59 NCMS	31.50
2	Schonholz, Steven	56 NEM	30.66
3	Vestal, Neal L	57 GS	30.45
4	Shead, Timothy M	59 GOLD	29.90
5	Neville, Richard	55 FAST	29.34
6	Groselle, Jack R	57 SYSM	29.50
7	Finn, Peter R	58 DOC	29.92
8	Von Hoffmann, Gerard	56 NOVA	30.50
9	Colvard, Carl	56 STAN	31.20
10	Blatt, Michael J	56 VCM	31.52

**Heat 13 of 31 Finals**

2	Byrd, Michael	54 NCMS	41.73
3	Buchanan, Bill	52 NCMS	37.40
4	Fisher, Dennis E	52 CSMT	34.80
5	O'Keefe, John P	50 CMS	33.93
6	Tulin, Bill	53 TAM	34.02
7	Banfield, Robert C	54 BMST	36.23
8	Convis, Bradley A	50 WAVA	40.78

**Heat 14 of 31 Finals**

1	Wolfe, Bill P	54 NCMS	33.90
2	Washburn, Jonathan W	54 NCMS	33.33
3	Pettibone, Chip	50 NEM	33.20
4	Kretz, Russell A	50 NCMS	33.07
5	Bailey, Alexander R	51 ART	32.90
6	Kennedy, Gene	52 NCMS	32.90
7	Vargas, Glen A	51 SYSM	33.18
8	Albright, Philip W	52 MVN	33.24
9	Brown, Phil	51 NEM	33.62
10	Holshouser, Boyce Jay J	50 NCMS	33.90

**Heat 15 of 31 Finals**

1	D'Englere, Paul M	50 NCMS	32.63
2	Rehanek, R Todd	50 GSMS	32.29
3	Holmberg, Tom	53 IM	31.94
4	Heinemann, William A	54 NIAG	31.67
5	McLeod, Mark A	52 CSMT	31.32
6	Hendrickson, John J	51 TOC	31.32
7	Hellmann, Ralph P	50 UNAT	31.70
8	Procton, Bruce	50 NCMS	32.02
9	Grzeszczak, John S	53 GOLD	32.50
10	Grecco, Paul A	51 GMUP	32.87

**Heat 16 of 31 Finals**

1	Vargas, Daniel	51 ARIZ	30.94
2	Berryhill, Keith	52 RAY	30.50
3	Malsbury, David B	50 VMST	30.31
4	Dyer, Andy	53 AWJ	29.22
5	Bank, Holden J	52 BLU	28.50
6	Guthrie, David M	51 TXLA	28.50
7	Brenner, Bill	53 SYSM	30.25
8	Ewing, Jack	51 USF	30.33
9	Killeen, Robert	50 DAMM	30.50
10	Matysek, Jim	52 SYSM	30.95

**Heat 17 of 31 Finals**

1	Gomez, Edgardo	39 NCMS	44.13
2	Lecrone, Timothy J	39 MESC	32.23
3	Sadosky, Daniel	37 NCMS	31.44
4	Mauriello, Matthew J	35 FISH	30.13
5	Glass, Mark W	37 WMST	31.24
6	Moon, WonKee	37 DCAC	31.82
7	Lilienthal, Jason	38 NMMS	34.76
8	King, Ian	49 GAJA	35.10
9	Saragoni, Mario	47 NCMS	33.61
10	Meade, Matthew H	46 PTMS	35.90

**Heat 18 of 31 Finals**

1	Brekovsky, Tom	49 NCMS	33.29
2	Gabriel, Noah	47 DBMS	33.18
3	Postel, Eric A	46 NCMS	32.95
4	Whitney, Timothy C	47 PCAT	32.50
5	Ionesco, Constantin	48 WMST	32.23
6	Nannucci, Franco	45 NCMS	32.50
7	Sinitz, John	45 WMAC	32.56
8	Bright, John M	47 MVN	33.00
9	Colvard, John D	49 NCMS	33.28
10	O'Connell, Daniel C	46 NCMS	33.44

**Heat 19 of 31 Finals**

1	McNamara, Paul (Tank) F	48 GKMS	31.91
2	Harris, Gregory	48 VMST	31.24
3	Smith, Jerry L	46 RATS	30.80
4	Hancock, Thomas	48 RATS	30.02
5	Jimison, Thomas N	47 UNAT	29.70
6	Mercer, Rich	48 BLU	29.70
7	Johnson, Eric	45 ASAM	30.56
8	Birnbrich, Mark S	45 NAM	31.22
9	Edwards, Andy	47 IAMA	31.50
10	Ryan, Robert J	46 FINS	32.18

**Heat 20 of 31 Finals**

1	Wennborg, Lars A	49 NCMS	29.50
2	McCool, Chris	47 UNAT	29.32
3	Condon, Doug	49 TVM	29.10
4	Heber, Scott	45 DAMM	28.80
5	Marx, Jeff	47 NITR	28.27
6	Livingston, Terry	45 BLU	28.50
7	Jennings, Bob	46 NCMS	28.97
8	Winans, Timothy J	48 UNAT	29.20
9	Moran, Marty	45 SCYM	29.37
10	Mench, Edward H	45 SYSM	29.50

## 2012 USMS Spring National Championships, Sanction #: 132-001

## Greensboro Aquatic Center

## Meet Program - Friday, April 27, 2012

**Heat 21 (#12 Men 50 Yard Breaststroke)**

1	Johansson, Kenneth R	43 WH2O	37.00
2	LoCascio, Jim	42 UNAT	33.99
3	Herdon, Bradley F	41 NCMS	32.66
4	Lucero, Michael D	41 ROSE	32.46
5	Gilbert, Bayard E	42 ARKM	32.22
6	Korzeniowski, Mike	41 SKY	32.44
7	Steenhuis, Harm-Jan	44 SWAT	32.53
8	Kucharski, Michael R	44 GAJA	33.95
9	Tomson, Farol L	40 GERM	34.62
10	Klober, Roland	43 NCMS	40.48

**Heat 22 of 31 Finals**

1	Kroupa, Andy S	43 BLU	32.11
2	Stroie, Adrian	44 TBH	32.00
3	Kent, Aric E	41 MYST	31.96
4	Stuart, Steven J	43 GS	31.60
5	Mc Kay, Matthew G	40 TOC	31.50
6	Hillman, Allen F	44 SYSM	31.52
7	Shattuck, Drew J	43 SUNF	31.80
8	Bell, Richard J	42 MESC	32.00
9	Castleton, Tom	40 ROSE	32.05
10	Campeino, Bernardo	41 FACT	32.20

**Heat 23 of 31 Finals**

1	McGrath, Jim G	43 NCMS	30.97
2	Collins, Eric	40 SPM	29.96
3	Finn, John P	43 NCMS	29.68
4	Mugford, Stephen A	44 NEM	29.03
5	Doherty, Todd S	41 PNA	28.93
6	Baleka, Siphwe K	41 UNAT	29.00
7	Dietrich, Jim	41 NOVA	29.48
8	Hamilton, Nathan	43 SNM	29.69
9	Barnhill, Kelly	44 NCMS	30.10
10	Gomez, Felipe	44 NCMS	31.00

**Heat 24 of 31 Finals**

1	Mackenroth, Jack	43 TNYA	28.78
2	Williams, Neill	44 DCAC	27.75
3	Goodison, Michael R	40 TERR	27.43
4	Pace, Todd H	43 GOLD	27.01
5	West, Steve T	40 NOVA	26.02
6	Torres, Todd	43 NCMS	26.41
7	Tiltmann, Laren A	42 WMAC	27.13
8	Santos, Roque J	44 WCM	27.60
9	Solano, Abraham E	42 SKY	28.00
10	Cox, Mark	44 TPIT	28.88

**Heat 25 of 31 Finals**

1	Lee, Mark K	37 NCMS	28.77
2	Morris, Chad	35 MGM	27.98
3	Kesler, Patrick N	36 GSM	27.83
4	Butcher, Rob	39 SYSM	27.50
5	Eisenhuth, Matthew S	38 CMS	26.90
6	Jacobson, Brian L	38 MINN	27.09
7	Christoffel, Ben J	36 INDY	27.52
8	Mason, Michael	38 ROSE	27.96
9	Stich, Darryl D	36 WMAC	28.74
10	Huggins, Dale R	39 TXLA	28.90

**Heat 26 of 31 Finals**

1	Chavez, Eddie M	34 NCMS	55.00
2	Shakley, Brandon W	31 UNAT	33.56
3	Kirk, Bryan	30 RNVS	31.50
4	Silver, Isaac M	33 FACT	30.97
5	Charles, Thomas C	30 NCMS	30.53
6	Allen, Benjamin	31 NCMS	30.55
7	Abreu, Joel	31 BCTM	31.20
8	Houck, Andrew	31 NCMS	31.53
9	Luckhurst, Jonathan	30 GAJA	34.00

**Heat 27 of 31 Finals**

1	McGowan, Sean M	31 AGUA	30.20
2	Thorpe, Nick	32 OREG	29.71
3	Asti, Trevor	34 MICH	28.30
4	Cassella, Ryan G	30 CAT	27.96
5	Nagy, Joe	31 REDT	26.54
6	Schmidt, Matthew B	34 WH2O	26.90
7	Durieux, Chad A	32 ROSE	28.17
8	Brussow, Chris	34 UTAH	29.50
9	Kreel, Nathaniel E	33 NCMS	29.91
10	Fain, Jeremy S	34 REDT	30.51

**Heat 28 of 31 Finals**

1	Erickson, John	27 VSM	30.46
2	Cleary, Kevin H	28 OREG	30.01
3	Constandse, Wesley	25 UTAH	29.34
4	Carlson, Andrew	25 ROSE	29.00
5	Kouri, Drew P	26 RICE	28.85
6	Moon, Matthew	25 MBAC	28.93
7	Johnson, Luke B	29 HOPK	29.16
8	Taube, Tim	29 NCMS	29.89
9	Knowles, Elliott J	25 SWIF	30.09
10	Gustafson, Daniel T	26 BCTM	31.82

**Heat 29 of 31 Finals**

1	Swenson, Christopher N	29 GSM	28.31
2	Wohl, Daniel P	27 BGSC	27.52
3	Deery, Kyle B	27 SYSM	26.50
4	Carlson, Eric	27 ROSE	25.44
5	Swander, Kevin	28 NCMS	24.50
6	Knight, Eric	25 NCMS	24.85
7	Swenson, Eric J	26 AWJ	26.43
8	Wohl, Adam M	25 MICH	26.67
9	Tillman, Jeremy R	29 AGUA	27.71
10	Baccich, Thorn	29 NCMS	28.49

**Heat 30 of 31 Finals**

3	Mabe, Morgan	22 UNAT	33.23
4	Jackson, Alex A	20 MTMS	32.62
5	Shelnut, Daniel	19 PNA	32.00
6	Ellis, Haywood C	21 NCMS	32.10
7	Morrell, Elijah N	20 MTMS	32.66
8	Hardin, Channing M	20 FSYM	36.00

**Heat 31 of 31 Finals**

1	Arias, Luis	24 AGUA	30.00
2	Schildknecht, Peter E	22 ARKM	29.99
3	Bower, Kenny G	24 TOC	28.30
4	Dolar, Kevin I	24 USF	27.39
5	Westby, Nelson O	24 NCMS	24.75
6	Thomas, Chandler P	22 NCMS	26.00
7	Warner, Adam S	24 SAMY	28.05
8	Ganiyev, Doston	24 CMS	29.96
9	Stauder, Justin M	24 VMST	30.00
10	DeHart, Morgan L	23 MARY	30.14

**#13 Women 100 Yard Backstroke**

Lane	Name	Age	Team	Seed Time
------	------	-----	------	-----------

**Heat 1 of 22 Finals**

2	Sokolik, Terry	84	VMST	2:36.43
3	Durstein, Nancy N	82	FACT	2:16.28
4	Lorenzi, Betty S	84	FACT	1:38.91
5	Coleman, Jill	81	MARY	1:54.90
6	Murray, DJ	82	HHAC	2:33.02
7	Kornfeld, Maurine E	90	MVN	2:30.62
8	Dunivin, Anne A	95	GAJA	5:22.67
9	Berkley, Marianna	89	VMST	2:52.84

**Heat 2 of 22 Finals**

3	Czekala, Charlotte G	73	GAJA	2:44.59
4	Fisken, Kathleen C	70	ANCM	2:00.77
5	Haase, Judith L	71	GAJA	2:25.96
6	Henderson, Martha J	75	FACT	2:02.64
7	Jordan, Betsy T	75	SDSM	1:37.00
8	White, Rachel	77	NCMS	2:00.39

**Heat 3 of 22 Finals**

1	Griffin, Lucille	73	VMST	1:52.00
2	Walker, Laura S	74	VMST	1:48.08
3	Newell, Sally	74	INDY	1:44.04
4	Jebe, Margit H	73	T2NM	1:36.00
5	Frid, Barbara	70	OREG	1:32.00
6	Schreiner, Beth	71	VMST	1:33.89
7	Durrant, Betsy	70	VMST	1:36.92
8	Getzendaner, Janet J	71	PNA	1:45.00
9	Blackwell, Ceil W	71	NCMS	1:49.00
10	Decarli, Carmen A	72	GMUP	2:00.21

**Heat 4 of 22 Finals**

1	Felton, Linda R	61	FACT	1:55.00
2	Vickers, Valerie G	63	NCMS	1:46.00
3	Glines, Susie L	60	NEM	1:37.60
4	Tevis, Maggie H	64	RHMS	1:35.44
5	Godwin, Margaret T	63	NCMS	1:37.23
6	DeVennish, Elaine H	63	NAM	1:45.55
7	Braswell, Barbara C	60	NCMS	1:48.00
8	Marane, Bentley	68	GAJA	2:02.00
9	Brooks, SA M	68	NCMS	2:29.02

## 2012 USMS Spring National Championships, Sanction #: 132-001

## Greensboro Aquatic Center

## Meet Program - Friday, April 27, 2012

**Heat 5 (#13 Women 100 Yard Backstroke)**

1	Hovey, Mary Anna	69 NCMS	1:46.90
2	Ackley, Ella B	69 MM	1:45.21
3	Turner, Kay G	65 NIAG	1:42.96
4	Pohlmann, Mary M	67 SLAM	1:27.87
5	Mitchell, Jeannie R	65 GOLD	1:23.71
6	Dills, Suzanne L	67 PNA	1:26.75
7	Martin, Judy	69 VMST	1:41.77
8	Anziano, Marcia	67 CMS	1:45.16
9	Conkey, Nancy	67 SNM	1:45.25
10	Rice, Jane I	66 NCMS	1:56.21

**Heat 6 of 22 Finals**

1	Ventura Visbal, Rosa V	64 SFTL	1:32.00
2	Burke, Betty	61 1776	1:29.46
3	Schneider, Margo M	64 GAJA	1:24.25
4	Lyman, Carolyn B	61 UTAH	1:22.80
5	Val, Laura B	60 TAM	1:08.00
6	Kirwan, Denise	60 CUBU	1:16.50
7	Hummel, Barbara R	60 NEM	1:24.10
8	Barry, Marcia L	63 VMST	1:26.05
9	Guthrie, Sally K	62 MICH	1:30.53
10	Casey, Kathrine J	63 PNA	1:35.22

**Heat 7 of 22 Finals**

3	Poole, Cindy	55 NCMS	1:36.91
4	Hilton, Patti K	59 GSMS	1:28.41
5	Betts, Nancy R	55 VMST	1:22.00
6	Robinson, Robin S	55 NCMS	1:23.10
7	Childers, Judy A	58 GSMS	1:34.41
8	Watson, Lisa L	58 GAJA	1:43.65

**Heat 8 of 22 Finals**

1	Glassman, Debbie A	58 PNA	1:19.70
2	Burlingame, Sharon M	55 GKMS	1:18.67
3	Vanderfleet-Scott, Jill A	57 NCMS	1:16.04
4	Einsidler, Karen L	56 AGUA	1:12.65
5	Warmuth, Stacey	55 VCM	1:07.11
6	Sargeant, Pat A	58 GOLD	1:11.06
7	Estel, Beth A	56 NEM	1:14.64
8	Kicklighter, Pamela M	55 NCMS	1:17.05
9	Larson, Linda L	56 SFTL	1:18.77
10	Haan, Mary Wohl	58 CMS	1:20.63

**Heat 9 of 22 Finals**

1	Mazyck, Carla D	51 MARY	1:36.37
2	Woodard, Alis Rojas	51 NCMS	1:19.57
3	Waldron, Patricia H	50 NCMS	1:18.00
4	Barrell, Sharon M	50 NCMS	1:17.46
5	Ciampa-Wise, Cindy	52 SKY	1:18.87
6	Alton, Dale	54 GAJA	1:23.90
7	Labelle, Laura L	47 WH2O	1:26.48
8	Pasterczyk, Christine	45 NEM	1:19.54
9	Howard, Amy	47 QMST	1:19.73
10	Hall, Megan E	30 VMST	1:25.12

**Heat 10 of 22 Finals**

1	Hajost, Cynthia M	52 RMST	1:14.50
2	McEachran, Frances T	50 NCMS	1:10.03
3	Brightwell, Kim M	52 RMST	1:09.62
4	Walsh, Sue	50 NCMS	1:03.49
5	Livingston, Leslie C	50 GMUP	1:01.99
6	Pipes-Neilsen, Karlyn	50 SDSM	1:02.67
7	Swanson, Vibeke L	50 1776	1:04.80
8	Doyle, Deanna	54 SYSM	1:10.00
9	Tatnall, Suzy C	52 CMS	1:10.28
10	Spence, Denise	52 NEM	1:16.94

**Heat 11 of 22 Finals**

1	Mestecky, Rowan	45 REDT	1:17.81
2	Jaeger, Debbie K	49 VMST	1:16.75
3	Bittner, Molly Dean	46 VMST	1:15.53
4	Hagadorn, Heather	47 CMS	1:15.45
5	Harris, Susan	46 MICH	1:12.27
6	Cahill, Janet C	45 SMST	1:15.26
7	Gulley, Wendy	46 NEM	1:15.50
8	Goldsmith, Dara	45 LVM	1:16.61
9	Johansson, Hanna L	45 PNA	1:17.26
10	Young, Barbara A	49 NCMS	1:18.20

**Heat 12 of 22 Finals**

1	Freund, Shelle	47 WMST	1:10.52
2	Wolff, Celia	46 NCMS	1:09.10
3	Patterson, Annette W	46 VMST	1:08.65
4	Stone, Stephanie	45 PCAT	1:05.87
5	Willeboordse, Fall	46 BCTM	59.39
6	Williams, Susan O	46 CUBU	1:00.35
7	Buscaglia, Caycee P	47 QMST	1:08.15
8	Sappey, Collette H	47 CMS	1:09.00
9	Vazquez, Maria E	46 GAJA	1:09.14
10	Crino, Heide P	45 CMS	1:11.21

**Heat 13 of 22 Finals**

1	Wooten, Sharon	43 NCMS	1:22.02
2	Marshall, Sabina H	42 GSMS	1:17.05
3	Onesti, Kelley M	40 UNAT	1:15.20
4	Neuendorf, Donna M	43 NEM	1:13.18
5	Pellegrini, Traci A	42 COLU	1:10.26
6	Vann, KC	42 OHSP	1:12.32
7	Katsaros, Sheryl K	42 RMST	1:14.00
8	Stein, Caroline F	41 FINS	1:16.24
9	Moore, Jill H	41 NCMS	1:18.36
10	Waldrop, Justine	41 TGM	1:23.77

**Heat 14 of 22 Finals**

1	McPherson, Chris	44 NASH	1:09.53
2	Quarantino, Aimee M	42 CMS	1:09.00
3	Seavall, Kelly J	43 CMS	1:06.00
4	Armentrout, Anna S	40 REDT	1:04.14
5	Gary, Kristin J	44 REDT	58.50
6	Davidson, Michelle L	41 GSM	1:04.12
7	Tiltmann, Heather M	40 WMAC	1:05.10
8	Texel, Paula M	41 SPM	1:07.71
9	Stewart, Ann K	41 GOLD	1:09.13
10	DeHaven, Kathleen	40 CMS	1:10.00

**Heat 15 of 22 Finals**

1	Sanders, Susan	37 NCMS	2:00.00
2	Fairman, Abigail A	35 REDT	1:15.18
3	Wilson, Wendy	39 MACH	1:14.01
4	Reedy, Heather R	38 NCMS	1:12.18
5	Angelada-Jao, Jennifer S	38 NCMS	1:14.00
6	Petterson, Carolyn A	35 WMAC	1:14.80
7	Weeks-Honnold, Heather L	38 NCMS	1:15.94
8	FitzGerald, Erin E	20 PNA	1:15.53
9	Sturr, Ariana A	18 DUCK	1:11.85
10	Feldstein, Hannah E	22 UNAT	1:25.00

**Heat 16 of 22 Finals**

1	Kyff, Jennifer J	38 METR	1:10.49
2	Wood, Janet M	35 GSMS	1:09.91
3	Pelletier, Hillary	35 NEM	1:07.96
4	Lloyd, Kimberly K	39 NEM	1:04.94
5	Limke, Tobi L	37 NBAC	1:02.23
6	Oberstar-Brown, Lia-Genevie	35 DAMM	1:02.92
7	Broussard, Katie J	37 GOLD	1:05.56
8	Wetstone, Susan	38 PNA	1:09.39
9	Ashmann, Chericka L	38 PNA	1:10.40
10	Weiser, Sabine	38 WMST	1:10.50

**Heat 17 of 22 Finals**

1	Nagle, Cynthia A	33 NCMS	1:15.73
2	Medina, Katie E	31 NCMS	1:14.54
3	Jones, Rose	33 INDY	1:13.85
4	Thaxton, Alyssa A	32 GAJA	1:12.38
5	Zerhusen, Megan	32 SKY	1:08.75
6	Van Horn, Alaina L	31 CUBU	1:09.46
7	Schoenlank, Julie A	32 METR	1:13.37
8	Quattropani, LeeAnne	33 NCMS	1:13.96
9	Taraska, Veronica	33 O*H*	1:14.79
10	Yocum, Kari	34 PALM	1:16.08

**Heat 18 of 22 Finals**

1	Hartsock, Jane A	34 IM	1:07.38
2	Moosman, Deanne L	33 STON	1:07.08
3	Balentine, Angie M	31 TXLA	1:06.00
4	Chance, Danielle R	30 BLU	1:01.75
5	Vucinich, Elizabeth A	31 WH2O	1:01.50
6	Grover, Mollie K	31 TERR	1:01.62
7	McMeen, Lyndsay C	32 GSM	1:04.77
8	Downing, Jennifer	33 NEM	1:06.43
9	Brewer, Mary A	30 CAT	1:07.14
10	Old, Catherine A	34 NCMS	1:08.21

**Heat 19 of 22 Finals**

1	Greene, Julie K	28 NCMS	1:17.22
2	Tully, Natalie	25 MGM	1:11.25
3	Morris, Alexis L	29 NCMS	1:10.95
4	Kelly, Kaymee	27 CFYM	1:09.95
5	Cutrell, Erin P	27 NCMS	1:08.00
6	Thomas, Lillian M	28 TERR	1:09.50
7	Plummer, Stephanie J	29 NCMS	1:10.37
8	Evans, Marlana M	28 NCMS	1:11.06
9	Mathey, Alison E	27 ARMS	1:11.30
10	Kay, Taylor A	19 DUCK	1:11.80

2012 USMS Spring National Championships, Sanction #: 132-001

Greensboro Aquatic Center

Meet Program - Friday, April 27, 2012

Heat 20 (#13 Women 100 Yard Backstroke)

1	Phillips, Kali A	27 NCMS	1:05.55
2	Hibbard, Kate	27 VMST	1:02.00
3	Siegele, Jessica	28 NCMS	1:01.07
4	Reilly, Erin P	26 TOC	1:00.78
5	O'Donnell-McCarthy, Fiona	25 TOC	58.85
6	Cutter, Kyle	26 NEM	1:00.34
7	Charley, Amy C	26 VMST	1:01.00
8	Norris, Amy B	27 NCMS	1:01.90
9	Espiritu, Vicki	26 TVM	1:04.43
10	Van Erden, Jayme K	26 RMST	1:06.69

Heat 21 of 22 Finals

1	Oliver, Cassandra J	23 GS	1:11.00
2	Arnold, Haley M	23 COLE	1:10.42
3	Rauchwarter, Lauren	23 TGM	1:09.95
4	Bates, Elissa	21 TULS	1:09.05
5	Fisher, Katelyn A	18 CSMT	1:08.00
6	Mondelli, Gabriella E	20 NCMS	1:08.75
7	Moore, Jenna N	19 UTAH	1:09.30
8	Deacon, Rebecca G	23 VMST	1:10.37
9	Phillipson-Weiner, Lindsey	22 UNAT	1:10.89
10	Divelbiss, Madison L	19 PNA	1:11.80

Heat 22 of 22 Finals

1	Baumann, Mary Kate	24 BCTM	1:07.71
2	Jones, Brein D	21 RMST	1:07.07
3	Reiss, Victoria	22 UNAT	1:06.50
4	Koran, Mary Ellen I	24 VSM	1:04.05
5	Biggs, Brittany A	22 CMS	1:00.90
6	Spencer, Rachel	19 UTAH	1:04.00
7	DeRousseau, Karissa	18 DUCK	1:05.55
8	Stewart, Kelsey L	20 DUCK	1:07.06
9	Pulley, Katherine	21 UTAH	1:07.13
10	Shockey, Kayla	18 UNAT	1:07.96

#14 Men 100 Yard Backstroke

Lane	Name	Age	Team	Seed Time
<b>Heat 1 of 24 Finals</b>				
4	Graves, Edwin H	88	FACT	2:13.87
5	Mitchell, Jack	85	GAJA	1:50.00
6	Holmes, Rogers B	90	FACT	2:10.00
7	Taylor, John C	90	GAJA	3:44.00
<b>Heat 2 of 24 Finals</b>				
1	Wood, Craig A	71	ETEX	1:45.00
2	Diehl, David J	70	YWMA	1:31.55
3	Walker, Joseph R	70	SNM	1:28.00
4	Learmonth, William R	72	O*H*	1:30.47
5	Monahan, Richard S	70	METR	1:37.71
6	Bauman, John H	81	WMAC	1:54.22
7	Manheim, Frank T	81	RMST	1:38.00
8	McConnell, Stan	80	UNAT	1:40.00
9	Gerson, Gordon M	75	RMST	1:50.09
10	Konitz, Clifford F	76	FISH	2:20.39

Heat 3 of 24 Finals

1	Newbury, Alfred C	78 VMST	1:49.50
2	Palmer, Pete	76 BMST	1:30.33
3	Thayer, George D	76 OREG	1:26.25
4	Mitchell, Clarke E	79 NCMS	1:23.28
5	Jones, Burwell	79 SYSM	1:18.00
6	Ascherfeld, Ray	76 GCPS	1:22.52
7	Dunlap, Marion T	78 GAJA	1:24.51
8	Dykstra, Bill	75 GOLD	1:27.97
9	Dobler, Wally E	78 GOLD	1:35.50
10	Murray, Bruce W	75 CMS	1:50.00

Heat 4 of 24 Finals

1	Nordby, Michael C	70 PNA	1:25.41
2	Bledsoe, Dennis R	73 WCM	1:21.88
3	Ackerman, Owen	74 IM	1:20.00
4	Murff, Don	70 TXLA	1:18.00
5	Roddin, Hugh J	70 ANCM	1:12.89
6	Molnar, Ronald A	70 CMS	1:15.00
7	Verth, Tom	73 SYSM	1:18.60
8	Reid, Walt	71 PNA	1:20.63
9	Shaw, James F	71 RINC	1:25.01
10	Pinkerton, Rolffs S	73 NCMS	1:26.23

Heat 5 of 24 Finals

2	Shaffer, Craig A	65 ARIZ	1:22.00
3	Boak, Thomas D	68 WMST	1:18.00
4	Lawrie, Jim	65 SNM	1:13.81
5	Burns, Richard	68 TAM	1:04.00
6	Brzezinski, Jay	65 PALM	1:08.49
7	McColly, Michael	66 PNA	1:14.40
8	Conroy, Michael J	65 NIAG	1:19.58
9	Leen, Walter D	69 GAJA	3:03.33

Heat 6 of 24 Finals

1	McGraw, Dennis D	60 NCMS	1:17.95
2	Jones, Robert B	60 1776	1:17.70
3	Reinbold, Ray	60 ALMT	1:14.85
4	Lintz, Steve	61 SNM	1:14.00
5	Green, Dick	60 NEM	1:10.15
6	Cothren, Jack	62 FISH	1:12.98
7	Bruce, Bob A	64 OREG	1:14.10
8	Pillmore, Bill	64 NCMS	1:15.34
9	Anderson, Craig	62 NCMS	1:17.72
10	Nye, Lawrence	63 NCMS	1:19.40

Heat 7 of 24 Finals

1	Reid, Joe	63 GAJA	1:09.30
2	Thompson, Frank L	60 MICH	1:06.27
3	Osborn, James	60 GS	1:05.00
4	Bober, Richard S	61 NCMS	1:04.00
5	O'Keeffe, Peter R	61 UCLA	1:02.47
6	Meyer, Geoffrey A	60 1776	1:03.95
7	Tharp, Greg J	61 WMST	1:04.36
8	Wilson, Robert H	60 CAQM	1:05.50
9	Voisard, Brian S	60 WIN	1:07.29
10	Warner, Frank	63 PNA	1:09.46

Heat 8 of 24 Finals

2	Pierce, Andrew	50 NEM	1:30.00
3	Cole, Brad G	53 TNYA	1:09.72
4	Hendrick, Marty	54 SFTL	1:07.85
5	Vargas, Glen A	51 SYSM	1:09.48
6	Campbell, Chris	51 MVM	1:16.41
7	Kravitz, Larry C	58 NITR	1:30.30
8	Sasser, Jon	56 NCMS	1:59.65

Heat 9 of 24 Finals

1	Guadagni, Peter M	57 WCM	1:12.83
2	Stevens, Ricky	57 NCMS	1:12.00
3	Fox, Richard E	56 ELG	1:10.30
4	Long, Douglas D	58 GS	1:07.18
5	Ockerman, Jeff	57 NASH	1:06.05
6	Stocksdale, Steve A	58 NCMS	1:06.50
7	Heather, Michael R	57 MVN	1:07.98
8	Knisely, Bill S	55 GCPS	1:10.86
9	Carver, David	57 GAJA	1:12.33
10	Kotz, Jeffrey M	55 NBAC	1:28.14

Heat 10 of 24 Finals

1	Hildebrandt, David C	57 GAJA	1:05.43
2	Craig, John M	57 CONN	1:04.00
3	Wilkin, Dave	59 AURO	1:03.20
4	Graham, Donald	57 PNA	1:02.30
5	Stephenson, Dan	55 ROSE	59.00
6	Heath, Robert H	55 MAM	59.90
7	Stanback, John	58 CMS	1:03.00
8	Fochios, Dean T	58 WMAC	1:04.00
9	Colvard, Carl	56 STAN	1:04.50
10	Meyer, Kenneth G	56 ELG	1:05.99

Heat 11 of 24 Finals

1	Gunzl, Arthur	50 CONN	1:07.00
2	D'Englere, Paul M	50 NCMS	1:05.80
3	Sheaves, Mike	53 UNAT	1:05.25
4	Jones, Judd	54 GKMS	1:05.03
5	Boileau, Mike	50 CMS	1:04.28
6	McCarthy, Patrick J	52 GAJA	1:04.75
7	McFarland, James A	52 NCMS	1:05.22
8	Majeske, Andrew J	51 1776	1:05.28
9	Doyle, Mark	52 NCMS	1:06.58
10	Spangler, Tom C	53 NCMS	1:07.50

Heat 12 of 24 Finals

1	Malsbury, David B	50 VMST	1:01.07
2	Stultz, Todd W	52 SYSM	59.98
3	Specht, William L	54 SPM	59.20
4	Klein, Jonathan E	54 NCMS	57.89
5	Wood, Steve	51 BLU	54.00
6	Britt, Clay	51 ANCM	54.20
7	Stalnaker, Todd	50 GCPS	58.31
8	Kone, Bruce C	54 RICE	59.27
9	Belin, Thomas H	50 IAMA	1:00.90
10	Newman, Steven M	50 SYSM	1:02.00

## 2012 USMS Spring National Championships, Sanction #: 132-001

## Greensboro Aquatic Center

## Meet Program - Friday, April 27, 2012

**Heat 13 (#14 Men 100 Yard Backstroke)**

2	Evans, Brian R	47 RMST	1:12.00
3	Czander, Eric W	46 DCAC	1:06.91
4	Hopson, Bruce E	46 SLAM	1:04.03
5	Turner, David R	48 NASH	1:03.80
6	Werlinich, Greg S	47 REDT	1:04.00
7	Smith, Stratton	47 NCMS	1:04.56
8	Mangrum, John W	49 NCMS	1:11.30
9	Vurdelja, David D	46 RMST	1:41.51

**Heat 14 of 24 Finals**

1	Menches, Karl S	48 PALM	1:03.32
2	Christensen, Kurt A	46 MICH	1:02.96
3	Birnlich, Mark S	45 NAM	1:02.55
4	LeVine, Robert S	47 NCMS	1:02.50
5	Bright, John M	47 MVN	1:02.00
6	Weber, Mark A	45 SYSM	1:02.44
7	Mc Ginley, Patrick B	48 ROSE	1:02.51
8	House, Christopher	48 FXCM	1:02.69
9	Pechman, Scott	45 AMS	1:03.00
10	O'Neil, Jeff	45 GSMS	1:03.63

**Heat 15 of 24 Finals**

1	Ritchey, Dr. Kendale L	45 GKMS	1:02.00
2	Byers, Christopher H	47 NCMS	1:00.50
3	Hilgen, Thomas H	47 NCMS	59.97
4	Segal, William N	47 JAM	59.50
5	Stevenson, Chris L	47 NCMS	51.55
6	Pulsifer, Andrew	46 NCMS	57.45
7	Ballard, Pat M	49 AAA	59.50
8	Chan, Andy	49 NCMS	1:00.41
9	Barringer, Rob	46 CMS	1:01.79
10	Birnlich, Chris L	48 NAM	1:02.00

**Heat 16 of 24 Finals**

2	Johansson, Kenneth R	43 WH2O	1:30.00
3	Patterson, Robert B	41 NCMS	1:13.66
4	Eliasek, Steve	43 QMST	1:07.78
5	Lynch, Ted	43 GSMS	1:03.17
6	McGrath, Jim G	43 NCMS	1:03.98
7	Villada, Jose F	42 NCMS	1:11.00
8	Ferreira, Pedro M	43 RAY	1:26.17

**Heat 17 of 24 Finals**

1	Boswell, Edmund O	42 NCMS	1:02.20
2	Borton, Dan	44 ROSE	1:01.52
3	Beattie, David A	42 HLJ	1:00.02
4	Mugford, Stephen A	44 NEM	59.00
5	Pletcher, Todd	42 NCMS	57.99
6	Dickson, Kurt F	44 ARIZ	58.52
7	Torres, Mark	42 NCMS	59.50
8	Callan, Sean P	42 TULS	1:01.08
9	Clear, Kirk W	44 VMST	1:01.69
10	Davis, William A	44 NCMS	1:02.79

**Heat 18 of 24 Finals**

1	Sumner, David M	41 MVN	57.50
2	Mc Kay, Matthew G	40 TOC	56.37
3	Murray, Jeff L	42 NCMS	56.23
4	Benda, Brian	41 NBAC	55.85
5	Keppeler, John H	44 PNA	54.04
6	Tiltmann, Laren A	42 WMAC	54.17
7	Roddin, Jeffrey H	43 ANCM	56.00
8	Mehok, George K	44 SYSM	56.27
9	von Loewe, Pete A	41 GMUP	56.90
10	Beatty, Mark S	43 GAJA	57.70

**Heat 19 of 24 Finals**

2	Churins, Jonathan D	36 FISH	1:05.81
3	Mirt, Chad J	38 FBST	1:04.77
4	Jackson, Scott J	37 NOVA	1:02.44
5	Chilton, James A	36 PALM	1:02.66
6	Houldsworth, Duncan A	36 MVN	1:04.93
7	Smith, Ben A	25 DKTA	1:00.90
8	DeVennish, Arthur H	29 NAM	1:19.76

**Heat 20 of 24 Finals**

1	Alley, David W	37 TXLA	59.99
2	Nakahodo, Sidney	36 NCYM	58.93
3	Hartsock, Steve J	38 IM	57.63
4	Eisenhofer, Justin D	35 UNAT	55.47
5	John, Chris K	39 VMST	54.71
6	Raese, T R	39 IM	54.82
7	Speerschneider, Derek	38 NCMS	56.95
8	Ohman, Niclas K	37 NEM	57.98
9	Scuderi, Chris J	39 NCMS	58.99
10	Lehr, Gunner F	39 NAM	1:00.36

**Heat 21 of 24 Finals**

1	Byrd, Denis M	33 UNAT	1:10.99
2	Carmine, Jay R	34 NCMS	1:01.99
3	Hilliard, Brandon	32 AAA	59.80
4	Thrasher, Bradley A	30 NCMS	55.33
5	Scheerhorn, Andrew J	30 CAT	54.00
6	Moran, Daniel M	30 NEM	58.67
7	Kendig, Jamie M	31 SYSM	1:00.15
8	Porco, Filippo M	34 NCMS	1:03.81
9	Erickson, John	27 VSM	1:00.42
10	Olmsted, Matthew J	29 NCMS	1:00.87

**Heat 22 of 24 Finals**

1	Alban, Doug M	25 NBAC	58.90
2	Humphrey, John	29 UNAT	58.54
3	Sostock, Matt	29 WMAC	57.40
4	Osborn, Peter D	28 GS	55.00
5	King, Nathan P	27 UNAT	50.25
6	Labour, Rafael E	25 BCTM	54.21
7	Hiskey, Justin R	28 MARY	56.57
8	Osada, Tatsu	29 MARY	58.20
9	Freed, Zachary	26 MOST	58.64
10	Loch, Jonathan	27 NCMS	59.46

**Heat 23 of 24 Finals**

2	Phelan, Cole E	20 PNA	1:04.52
3	Deason, Aaron	19 NCMS	1:02.86
4	Hogan, Tom JP	24 RNVS	1:02.52
5	Godwin, Christopher A	24 SLV	1:00.83
6	Deal, Jesse L	20 MTMS	1:01.30
7	Priewe, Ross C	19 DUCK	1:02.55
8	Dantas-McCutcheon, Matt	23 CUBU	1:03.00

**Heat 24 of 24 Finals**

1	Warner, Adam S	24 SAMY	57.10
2	Preslar, Jason	24 GSMS	56.50
3	Herbert, Marc	23 UNAT	51.30
4	King, Tyler J	24 UNAT	50.40
5	Phillips, Timothy J	21 NCMS	49.98
6	Frantz, Robert S	24 ROSE	50.00
7	Glavinos, Louis P	21 MBAC	51.18
8	Happ, Kevin R	23 NCMS	53.02
9	Shiwnath, Mikey	23 BCTM	56.97
10	Allsopp, David	23 NCMS	59.80





***Aqua Therapy Chlorine-Out Hair & Skin Care***



good luck  
to all USMS  
participants!

**refresh** with **complimentary**  
TRISWIM **JUGS** in  
**locker room showers**



*Anti-Fog Cleaning Towelettes*



*Anti-Chafe Continuous Spray Skin Lubricant*



[www.sbrsportsinc.com](http://www.sbrsportsinc.com) :: 800-620-4094

shampoo :: conditioner :: body wash :: lotion

**TYR**

# AP<sup>12</sup>

ALCHEMY  
PROJECT

ENGINEERED IN PURSUIT OF GOLD.

MATT GREVERS  
2X OLYMPIC GOLD MEDALIST



**U.S. MASTERS  
SWIMMING**

**TYR.COM**

# Day 3—Saturday, April 28

## Warm-up

6:00 a.m.-7:50 a.m.

## Meet Start Time

8:00 a.m.

Women	Event	Men
17	500 freestyle (women)	
30 minute warm-up in competition pool		
19	100 IM	20
21	200 backstroke	22
23	100 breaststroke	24
25	50 freestyle	26
27	200 butterfly	28
29	200 mixed medley relay	29
31	200 freestyle relay	32

## Check-in Deadline for Day 3

The 400 IM is a positive check-in event. Check-in may be done in person at the registration area or online at [usms.org](http://usms.org).

Sat., April 28	500 freestyle (women)	7:00 a.m.
----------------	-----------------------	-----------

### PLEASE NOTE:

If you do not check in by the deadline, you will not be seeded; there are no exceptions.

## Entry Deadline for Day 4 (Sunday) Relays

Relays must be turned in at the relay desk.

Sat., April 28	200 medley relay	4:00 p.m.
----------------	------------------	-----------

**2012 USMS Spring National Championships, Sanction #: 132-001**

**Greensboro Aquatic Center**

**Psych Sheet - Saturday, April 28, 2012**

**#17 Women 500 Yard Freestyle**

Name	Age	Team	Seed	Time
1 Mills, Katherine	23	NCMS	4:51.00	
2 Bishop, Brooke A	25	TOC	5:10.00	
3 Jones, Eney	51	BLU	5:15.11	
4 Merritt, Anne Hanna	37	HURM	5:15.79	
5 Melgaard, Megan E	32	GAJA	5:16.02	
6 Parra, Madeline	24	NCMS	5:19.07	
7 Bolger, Maura J	30	VMST	5:23.00	
8 Gilmore, Katie L	28	ALEX	5:23.65	
9 Hug, Laurie	47	1776	5:24.25	
10 Kehe, Sarah E	24	UNAT	5:25.17	
11 Petersen, Charlotte	47	SPM	5:25.50	
12 Case, Kim E	24	FBST	5:27.10	
13 Elias-Williams, Maria L	47	GSMS	5:28.77	
14 Davidoff, Cara	26	TOC	5:29.41	
15 Mohorn, Heather D	25	FINS	5:29.60	
16 Pickens, Sherri S	26	MERR	5:30.00	
17 Norris, Amy B	27	NCMS	5:30.00	
18 Block, Andrea J	50	IM	5:31.33	
19 Thomas, Lillian M	28	TERR	5:34.18	
20 Keaney, Alice	29	NCMS	5:34.80	
21 Hildebrand, Dawn	31	NCMS	5:35.82	
22 Bennett, Ellen K	49	SYSM	5:36.09	
23 Espiritu, Vicki	26	TVM	5:36.66	
24 Armentrout, Anna S	40	REDT	5:36.73	
25 Liberty, Laurel M	30	LIB	5:37.04	
26 Laughna, Kaye-Lani M	32	NEM	5:39.89	
27 Swanson, Vibeke L	50	1776	5:40.05	
28 Klestinec, Robin L	50	NAM	5:40.18	
29 Krakauer, Amy L	26	NCMS	5:40.21	
30 DeRousseau, Karissa	18	DUCK	5:40.55	
31 McPherson, Kelly A	34	REDT	5:40.75	
32 Redfield, Carol A	46	NCMS	5:42.00	
33 Shuck, Susie	46	INDY	5:42.61	
34 Hankins, Malena	38	GAJA	5:44.68	
35 Anderson, Sydney E	19	PNA	5:44.77	
36 Williams, Heidi	43	NCMS	5:45.00	
37 Day, Nadine K	41	DANY	5:45.50	
38 Capizzi, Stefanie	25	ROSE	5:45.51	
39 Birnrich, Beth	48	NAM	5:45.65	
40 Packard, Andrea H	37	NCMS	5:45.97	
41 Brown, Denise H	52	MICH	5:46.45	
42 Warmuth, Stacey	55	VCM	5:46.85	
43 Roddin, Julie	35	ANCM	5:47.80	
44 Stich, Chris S	34	WMAC	5:48.04	
45 Au, Lauren E	27	NEM	5:48.12	
46 Steadman Martin, Nancy	57	GSM	5:48.32	
47 Bolduc, Erin	33	NCMS	5:48.34	
48 Noznesky, Denise L	45	GERM	5:50.00	
49 LeClair, Dale A	42	GOLD	5:50.00	
50 Ruberto, Laura M	42	PHX	5:50.00	
51 Maguire, Rose K	36	REDT	5:50.00	
52 Payne, Lori A	52	SLAM	5:50.00	
53 Hatakeyama, Chio E	37	WSC	5:50.05	
54 Schickore, Jutta	47	DOC	5:50.83	
55 Jo, Nancy	33	REDT	5:50.83	
56 Siefers, Andrea M	26	NCMS	5:51.10	
57 Hindle, Lori D	36	NEM	5:51.88	
58 Trabue, Kelsey L	22	NCMS	5:52.50	
59 Natkin, Heidi	38	AWJ	5:53.72	
60 Countryman, Marianne	47	GAJA	5:53.89	
61 Mulligan, Sarah	48	NCMS	5:55.00	
62 Charley, Amy C	26	VMST	5:55.00	
63 Tully, Natalie	25	MGM	5:55.39	
64 McLeod-Crady, Jennifer	37	MVN	5:55.40	
65 Blue, Laura E	33	NCMS	5:56.39	
66 Wetstone, Susan	38	PNA	5:56.50	
67 Smith, Kristen B	28	NCMS	5:57.02	
68 Dore, Mary G	48	NCMS	5:57.20	
69 Kay, Taylor A	19	DUCK	5:57.65	
70 Vazquez, Maria E	46	GAJA	5:57.89	
71 Leon, Stacy L	46	TXLA	5:58.00	
72 Hagadorn, Heather	47	CMS	5:58.22	
73 Loftus-Charley, Shirley A	60	VMST	5:58.31	
74 Crowder, Barbara W	54	NCMS	5:59.00	
75 Rohner, Patricia A	52	NCMS	5:59.00	
76 Jones, Brein D	21	RMST	5:59.01	
77 Jones, Caylin L	23	RMST	5:59.01	
78 Vanderpoel, Nicole L	47	CMS	5:59.70	
79 VonJentzen, Emily	29	MM	5:59.95	
80 Phillips, Kali A	27	NCMS	6:00.00	
81 Simonson, Kay B	50	NIAG	6:00.45	
82 Mathews, Erin	26	MARY	6:00.59	
83 Ciampa-Wise, Cindy	52	SKY	6:00.65	
84 Bunnell, Christie	19	UTAH	6:02.23	
85 Richardson, Kim G	43	CMS	6:03.22	
86 Hayes, Mary F	42	HUNT	6:03.36	
87 Krhoun, Skye W	39	UNAT	6:04.30	
88 Miller, Jenna L	20	GSMS	6:05.73	
89 Greenawalt, Anne	27	PAC	6:05.95	
90 Bishop, Jessica L	37	NCMS	6:06.41	
91 Vander Haegen, Geraldine E	44	PNA	6:06.48	
92 Fairman, Abigail A	35	REDT	6:06.52	
93 Driscoll, Lynne M	44	NITR	6:06.60	
94 Bachman, Blaire	25	BM	6:06.71	
95 Hartsock, Jane A	34	IM	6:07.63	
96 Hamel, Laura	47	SYSM	6:08.49	
97 Fedako, Cathy A	50	SYSM	6:09.50	
98 Lewis, Breana L	35	SKY	6:09.84	
99 Haugh, Sue J	50	NCMS	6:10.00	
100 Franklin, Rebecca	43	VMST	6:10.57	
101 Jensen, Sue	51	NEM	6:11.46	
102 Lowder, Kaitlyn	19	PNA	6:12.17	
103 Cardy, Andrea M	32	RMST	6:13.40	
104 Dougherty, Erin M	29	REDT	6:14.19	
105 Grilli, Tracy L	55	NEM	6:14.55	
106 Einsidler, Karen L	56	AGUA	6:15.00	
107 Ascione, Lynn	44	BERK	6:15.00	
108 Harrell, Carolyn B	50	GS	6:15.00	
109 Molina, Patricia A	36	NITR	6:15.00	
110 Lippold, Mary B	56	PNA	6:15.00	
111 Townsend, Nancy M	56	NCMS	6:15.03	
112 Bates, Elissa	21	TULS	6:15.20	
113 Miller, Celeste	62	SNM	6:15.35	
114 Daniels, Emily A	25	UNAT	6:15.83	
115 Stephens, Mary E	24	NCMS	6:15.88	
116 Hogan, Patricia S	42	NCMS	6:16.22	
117 Stokes, Karin E	51	NEM	6:16.33	
118 Azari, Nasrin A	45	NCMS	6:18.00	
119 Gulley, Wendy	46	NEM	6:19.00	
120 Wainwright, Joanne	56	AKMS	6:19.57	
121 Ward, Mimi H	53	SKY	6:20.68	
122 Vanderfleet-Scott, Jill A	57	NCMS	6:22.32	
123 Kobayashi, Yumiko	50	NEM	6:23.00	
124 Finch, Merry B	57	YCMS	6:23.00	
125 Seubert, Erica L	30	ROSE	6:23.56	
126 Ewen, Chrystena E	38	NEM	6:23.89	
127 Katsaros, Sheryl K	42	RMST	6:24.15	
128 Hall, Virginia R	39	NCMS	6:24.80	
129 Hajost, Cynthia M	52	RMST	6:25.00	
130 Kiley, Tory N	51	UNAT	6:25.00	
131 Tiedemann, Kate A	43	WM	6:25.89	
132 Gault, Terry Sue M	61	VMST	6:25.99	
133 Haynie, Dee A	57	TOC	6:26.71	
134 Thiel, Janet J	54	GSMS	6:28.56	
135 Olson, Geneva D	19	PNA	6:30.00	
136 Forney, Emily J	23	NCMS	6:30.07	
137 Eagle, Lisa	47	NCMS	6:31.71	
138 Quinn, Phyllis E	56	TOC	6:34.12	
139 Despres, Maureen	47	NCMS	6:34.93	
140 Murray, Cheryl A	59	NCMS	6:35.00	
141 Stevenson, Heather N	52	VMST	6:35.62	
142 Bucierka, Suzanne G	32	NCMS	6:35.90	
143 Dills, Suzanne L	67	PNA	6:36.23	
144 Pasterczyk, Christine	45	NEM	6:36.62	
145 English, Rauni A	53	NIAG	6:40.00	
146 Betts, Nancy R	55	VMST	6:40.00	
147 Settini, Nora	41	WMAC	6:42.45	
148 Bennett, Carolyn M	34	FISH	6:44.52	
149 Woodard, Alis Rojas	51	NCMS	6:44.87	
150 Troester, Kerry	44	NCMS	6:45.00	
151 Fahey, Lisa	41	AGUA	6:45.16	
152 Guthrie, Sally K	62	MICH	6:45.80	
153 Wymelenberg, Lynn A	56	RMST	6:48.00	
154 Speer, Nancy	49	VMST	6:48.26	
155 Watts, Sue N	57	1776	6:48.73	
156 Goldsmith, Dara	45	LVM	6:49.47	
157 Mitchell, Alison A	57	MVN	6:49.84	
158 Beach, Lynn	55	GAJA	6:50.00	
159 Braaten, Kitten	56	VMST	6:50.11	
160 Jones, Laura S	46	VMST	6:51.10	
161 Wooten, Sharon	43	NCMS	6:51.42	
162 Barry, Marcia L	63	VMST	6:52.55	
163 Dempsey, Michelle	42	NCMS	6:54.62	
164 Fisher, Barbie	52	NCMS	6:56.77	
165 McCormac, Ann	49	NCMS	6:59.00	
166 McDermott, Angela M	22	HMS	7:00.00	
167 Wagner, Gretchen J	36	NEM	7:00.00	
168 Tourtual, Dorothy M	60	BUMS	7:03.50	
169 Cole, Kim W	48	AGUA	7:06.79	
170 Cohen, Rachel F	34	REDT	7:08.54	
171 Lyman, Carolyn B	61	UTAH	7:09.43	
172 Harrelson, Jo Ann	56	SPM	7:13.85	
173 Schneeberger, Jill A	56	ELG	7:17.92	
174 Craft, Jenny H	31	PALM	7:18.45	
175 Wall, Janet E	43	NCMS	7:19.83	
176 Pero, Myriam	62	SFTL	7:20.00	
177 Hamilton, April O	45	CFYM	7:22.02	
178 Veater, Betty B	65	GAJA	7:24.80	
179 Swanson, Christine T	49	SPM	7:25.00	
180 Jaeger, Natalie	21	HMS	7:25.17	

2012 USMS Spring National Championships, Sanction #: 132-001

Greensboro Aquatic Center

Psych Sheet - Saturday, April 28, 2012

#17 ... (Women 500 Yard Freestyle)

181	Field, Joanne W	54 WMAC	7:30.00
182	Frey, Bridget K	39 NCMS	7:30.39
183	Vogel, Aileen E	60 ELG	7:31.10
184	Covington, Sonya L	43 NCMS	7:31.93
185	Bennett, Ruth R	65 CUBU	7:33.67
186	Moore, Mary	55 MGM	7:35.00
187	Casey, Kathrine J	63 PNA	7:35.04
188	Clair, Kathleen S	54 1776	7:38.45
189	Crook, Michelle	38 BGSC	7:40.20
190	Mitchell, Jeannie R	65 GOLD	7:40.84
191	Ridout, Nancy J	70 TAM	7:40.88
192	Leventhal, Laura M	55 BGSC	7:42.35
193	Birkhead, Jane C	71 MOST	7:50.06
194	Durrant, Betsy	70 VMST	7:51.56
195	Kaufmann, Karen E	47 VMST	7:59.94
196	Schueckler, Leslie P	56 BSM	8:00.00
197	Sanders, Susan	37 NCMS	8:00.00
198	Anziano, Marcia	67 CMS	8:00.84
199	Tsang, Phyllis	30 NCMS	8:01.00
200	DeVennish, Elaine H	63 NAM	8:02.99
201	Weston, Susan E	61 SDSM	8:12.00
202	Buccino, Vicki	66 SMS	8:14.51
203	Spencer, Kate	65 NIAG	8:15.00
204	Van Meeteren, Greta	65 NCMS	8:15.61
205	Turner, Kay G	65 NIAG	8:23.91
206	Tyler, Sarah L	67 SNM	8:25.00
207	Murray, Louise	71 NIAG	8:27.94
208	Massengale, Susan	58 NCMS	8:30.00
209	Jordan, Betsy T	75 SDSM	8:30.00
210	Yunker, Carol M	65 NEM	8:32.35
211	Henry, Angela	42 NCMS	8:34.88
212	Richardson, Anita	56 NCMS	8:35.21
213	Sauer, De Ette A	70 MOST	8:38.59
214	Conkey, Nancy	67 SNM	8:54.30
215	Richey, Jennifer S	40 NCMS	9:10.16
216	Whalen, Nana	74 GAJA	9:13.48
217	Stephens, Mary Lou	69 GAJA	9:21.10
218	Pipes, Adrienne S	77 SDSM	9:27.76
219	Skinner, Libby	50 NCMS	9:45.00
220	Fisken, Kathleen C	70 ANCM	10:20.82
221	Trevison, Ellie	69 FACT	10:35.00
222	Granath, Anne W	77 NCMS	10:40.00
223	Bogue, Sherri L	48 FMM	10:49.77
224	Murray, DJ	82 HHAC	11:42.26
225	Kornfeld, Maurine E	90 MVN	11:56.39
226	Klotz, Camille A	66 NCMS	12:08.02
227	Hurt, Connie L	43 NCMS	14:00.00
228	Ottosen, Sue C	68 GAJA	14:35.00
229	Dunivin, Anne A	95 GAJA	26:26.26

## 2012 USMS Spring National Championships, Sanction #: 132-001

## Greensboro Aquatic Center

## Meet Program - Saturday, April 28, 2012

## #19 Women 100 Yard IM

Lane	Name	Age	Team	Seed Time
<b>Heat 1 of 33 Finals</b>				
2	Sokolik, Terry	84	VMST	2:34.55
3	Durstein, Nancy N	82	FACT	2:17.73
4	Eisele, Barbara M	81	BLF	2:29.37
5	Kremer, Sandra	75	NCMS	2:05.00
6	Little, Jeanne	75	MVN	1:40.00
7	Detrick, Johnnie	76	VMST	1:41.80
8	Berkley, Marianna	89	VMST	2:52.04
<b>Heat 2 of 33 Finals</b>				
1	Czekala, Charlotte G	73	GAJA	3:22.92
2	Arnold, Patricia F	73	SMS	1:55.46
3	Blackwell, Ceil W	71	NCMS	1:48.00
4	Jebe, Margit H	73	T2NM	1:36.10
5	Frid, Barbara	70	OREG	1:24.00
6	Meyers, Susan L	70	INDY	1:29.44
7	Newell, Sally	74	INDY	1:43.20
8	Walker, Laura S	74	VMST	1:50.08
9	Decarli, Carmen A	72	GMUP	2:13.00
<b>Heat 3 of 33 Finals</b>				
3	Perryman, Sue	68	NCMS	2:13.64
4	Hill, Marcia M	67	AGUA	1:37.94
5	Christenson, Candy J	65	WMAC	1:34.35
6	Ackley, Ella B	69	MM	1:36.80
7	Hovey, Mary Anna	69	NCMS	1:46.38
8	Brooks, S A M	68	NCMS	2:30.98
<b>Heat 4 of 33 Finals</b>				
2	Weston, Susan E	61	SDSM	1:58.00
3	Preller, Joan K	63	GSMS	1:43.45
4	Havel, Germaine L	63	WMAC	1:37.10
5	Tevis, Maggie H	64	RHMS	1:34.50
6	Luck, Lorinda E	61	ARIZ	1:34.75
7	Vickers, Valerie G	63	NCMS	1:43.00
8	Felton, Linda R	61	FACT	1:55.00
<b>Heat 5 of 33 Finals</b>				
1	Flinn, Emma	62	NCMS	1:30.00
2	Carruthers, Kate M	63	PNA	1:27.64
3	Tyler, A Susan	63	SNM	1:25.80
4	Lewis, Kathleen	60	TPIT	1:18.50
5	Davis, Charlotte M	61	PNA	1:10.00
6	Kirwan, Denise	60	CUBU	1:16.00
7	Hirr, Patrice L	63	FACT	1:21.28
8	Burke, Betty	61	1776	1:27.21
9	Price, Allison	60	SDSM	1:29.00
10	Ventura Visbal, Rosa V	64	SFTL	1:30.50
<b>Heat 6 of 33 Finals</b>				
1	Leach, Deborah J	57	NCMS	1:41.56
2	Medendorp, Margy	58	NCMS	1:40.00
3	Yankauskas, Paula J	57	NEM	1:34.41
4	Blatt, Cindy S	58	VCM	1:23.57
5	DeMere, Susan D	56	GS	1:21.00
6	Haynie, Dee A	57	TOC	1:21.34
7	Lynch, Carol A	55	METR	1:24.60
8	Moore, Mary	55	MGM	1:35.00
9	Myer, Cynthia J	59	IMSC	1:40.29

## Heat 7 of 33 Finals

1	Coakley, Lisa	57	ALEX	1:19.93
2	Glassman, Debbie A	58	PNA	1:17.90
3	Amick, Beverly O	57	NCMS	1:15.65
4	Rosener, Karen K	58	CMS	1:14.90
5	Estel, Beth A	56	NEM	1:11.83
6	McDonnell, Peggy H	56	GOLD	1:12.00
7	Kicklighter, Pamela M	55	NCMS	1:15.02
8	Wolff, Melinda S	59	1776	1:16.20
9	Robinson, Robin S	55	NCMS	1:19.30
10	Watts, Sue N	57	1776	1:20.14

## Heat 8 of 33 Finals

1	Porter, Mary Lynn	52	GSMS	1:37.84
2	Lee, Ashley	54	NCMS	1:36.85
3	Knowles, Nancy C	54	SWIF	1:32.50
4	Colby, Laura J	54	REDT	1:28.35
5	Dixon, Louise	52	NCMS	1:22.91
6	Alton, Dale	54	GAJA	1:23.50
7	Marshfield, Ann K	53	O*H*	1:29.65
8	Seay, Nancy	52	NCMS	1:34.14
9	Greely, Kathleen M	52	GAJA	1:37.27
10	Pujols, Maria D	52	NCMS	1:58.19

## Heat 9 of 33 Finals

1	Lavery, Catherine F	53	GAJA	1:21.92
2	Collins, Elizabeth J	51	SWIF	1:18.95
3	Waters, Amy	50	GBM	1:17.94
4	Almand, Jennifer C	53	GAJA	1:16.95
5	Waldron, Patricia H	50	NCMS	1:16.00
6	Stevenson, Heather N	52	VMST	1:16.26
7	Thomas, Ann B	52	SFTL	1:16.99
8	Rohner, Patricia A	52	NCMS	1:18.00
9	Tiska, Patty A	52	NCMS	1:21.37
10	Alfieri, Anne	52	UNAT	1:22.74

## Heat 10 of 33 Finals

1	Kirkpatrick, Laura A	52	UNAT	1:15.50
2	Doyle, Deanna	54	SYSM	1:14.00
3	Miller, Patricia M	51	VMST	1:13.35
4	Petersen, Stephanie O	50	SLAM	1:12.50
5	Haugh, Sue J	50	NCMS	1:12.00
6	Harrell, Carolyn B	50	GS	1:12.00
7	Tatnall, Suzy C	52	CMS	1:13.18
8	Estabrook, Mary B	50	MESC	1:13.45
9	Garnier, Kathy L	51	CMS	1:14.50
10	Lindley, Jane	50	PNA	1:15.91

## Heat 11 of 33 Finals

1	Wenzel, Chris	52	FLAQ	1:10.96
2	Groselle, Laura L	51	SYSM	1:09.79
3	Crouch, Kim	50	CMS	1:07.33
4	Pipes-Neilsen, Karlyn	50	SDSM	1:03.72
5	Dahl, Lisa A	50	PNA	1:02.87
6	Livingston, Leslie C	50	GMUP	1:03.70
7	Walsh, Sue	50	NCMS	1:04.29
8	Heuer, Brigitte	51	WMST	1:07.85
9	Crowder, Barbara W	54	NCMS	1:10.00
10	Koster, Carolyn	50	POST	1:10.96

## Heat 12 of 33 Finals

1	Tomlin, Elizabeth S	46	NCMS	1:55.41
2	Disher, Charlotte W	49	NCMS	1:37.11
3	Creighton, Lisa M	45	NCMS	1:25.00
4	Fouts, Ali A	49	NCMS	1:20.27
5	Riner, Betsy	45	CMS	1:18.16
6	Candelaria, Sharron	48	NCMS	1:19.51
7	Dixon, Alison M	49	NEM	1:22.85
8	Edmunds, Julie	46	NCMS	1:27.57
9	Olinger, Amy M	47	FSYM	1:49.11

## Heat 13 of 33 Finals

1	Fuss, Karen K	46	GSMS	1:17.70
2	Thilker, Lisa A	46	CMS	1:16.33
3	Harrill, Kiran C	46	NCMS	1:15.35
4	Freund, Shelle	47	WMST	1:14.23
5	Cahill, Janet C	45	SMST	1:13.79
6	Gulley, Wendy	46	NEM	1:14.20
7	Bittner, Molly Dean	46	VMST	1:14.28
8	Soraghan, Marilyn L	45	NEM	1:16.17
9	Young, Barbara A	49	NCMS	1:17.33
10	Azari, Nasrin A	45	NCMS	1:18.00

## Heat 14 of 33 Finals

1	Clark, Dawn	47	SPM	1:13.53
2	Dawson-Cook, Susan E	49	ARIZ	1:12.56
3	Perdue, Tammy O	49	NCMS	1:10.95
4	Noznesky, Denise L	45	GERM	1:10.00
5	Groves, Lisa J	47	MACH	1:09.15
6	Patterson, Annette W	46	VMST	1:09.65
7	Crino, Heide P	45	CMS	1:10.14
8	Leon, Stacy L	46	TXLA	1:12.00
9	Buscaglia, Caycee P	47	QMST	1:13.36
10	Kellinger, Jenny M	49	VMST	1:13.69

## Heat 15 of 33 Finals

1	Gillman, Regina M	46	NCMS	1:08.12
2	Rapuno, Lisa O	46	NBAC	1:06.59
3	Phillips, Alice W	46	VMST	1:05.51
4	Nowak, Elizabeth A	48	NCMS	1:04.39
5	Willeboordse, Fall	46	BCTM	59.53
6	Welting, Laureen K	46	TOC	1:04.37
7	Wager, Susan	46	REDT	1:05.00
8	Popps, Corrin C	47	MICH	1:05.53
9	Jurey, Mary K	45	TXLA	1:07.71
10	McFarlane, Tracey D	45	BLU	1:09.00

## Heat 16 of 33 Finals

3	Jamison, Darlene	42	NCMS	2:30.00
4	Rubert, Shelley A	40	TGM	1:35.32
5	Faison, Olga M	44	NCMS	1:30.00
6	Weselman, Kelly O	41	GAJA	1:34.52
7	Crook, Michelle A	44	FACT	1:38.55



## 2012 USMS Spring National Championships, Sanction #: 132-001

## Greensboro Aquatic Center

## Meet Program - Saturday, April 28, 2012

**Heat 17 (#19 Women 100 Yard IM)**

1	Wall, Janet E	43 NCMS	1:24.03
2	Ayala, Jennifer D	42 VMST	1:21.89
3	Rhodes, JerrieLynn	44 NCMS	1:17.77
4	Katsaros, Sheryl K	42 RMST	1:16.34
5	Gass, Melissa	44 NCMS	1:15.10
6	Reimer, Shelley B	42 PNA	1:16.00
7	Vann, KC	42 OHSP	1:16.65
8	Salmon, Brandy L	40 NCMS	1:18.00
9	Barna, Heather K	41 NEM	1:22.00
10	Maly, Cleary	42 QMST	1:27.86

**Heat 18 of 33 Finals**

1	Henson, Susan P	42 GAJA	1:14.80
2	Millerd, Michelle A	41 NEM	1:14.50
3	Seagraves, Ann M	41 MVN	1:13.88
4	Marshall, Sabina H	42 GSMS	1:13.15
5	Haberstich, Carrie	40 IM	1:12.66
6	Hodgert, Donna M	44 VMST	1:12.91
7	Holden, Maureen H	42 NCMS	1:13.45
8	Bodin, Sarah	42 NCMS	1:14.17
9	Beeman, Ashley C	40 UNAT	1:14.70
10	Tiedemann, Kate A	43 WM	1:15.00

**Heat 19 of 33 Finals**

1	Onesti, Kelley M	40 UNAT	1:12.50
2	Dotson, Laura	42 NCMS	1:12.06
3	Vander Haegen, Geraldine E	44 PNA	1:11.60
4	Bonfilio, Dawn A	43 NCMS	1:09.98
5	Sinitz, Cheryl	43 WMAC	1:09.11
6	Cleven, Detra R	43 BASC	1:09.16
7	Hageman, Heather M	41 NCMS	1:10.35
8	Hendricks, Geneve E	43 WM	1:11.94
9	Streater, Barbara A	41 VMST	1:12.50
10	Buckley-Kornatz, Jennifer A	40 NCMS	1:12.54

**Heat 20 of 33 Finals**

1	Collett, Tracy	41 GAJA	1:08.00
2	Goodale, Rainy M	42 NEM	1:07.22
3	Seavall, Kelly J	43 CMS	1:05.44
4	Legaspi, Kelly A	40 SFTL	1:04.88
5	Braun, Erika L	40 NCMS	58.13
6	Gary, Kristin J	44 REDT	1:02.17
7	Conlin, Cheryl	43 CUBU	1:05.00
8	DeHaven, Kathleen	40 CMS	1:05.59
9	LeClair, Dale A	42 GOLD	1:07.22
10	McPherson, Chris	44 NASH	1:08.86

**Heat 21 of 33 Finals**

3	Molina, Patricia A	36 NITR	1:21.35
4	Turnbull-Brown, Elisabeth A	39 TNYA	1:20.00
5	Angelada-Jao, Jennifer S	38 NCMS	1:14.00
6	Bowers, Melissa S	36 NCMS	1:19.77
7	Ashmann, Chericka L	38 PNA	1:20.63
8	Wagner, Gretchen J	36 NEM	1:30.00

**Heat 22 of 33 Finals**

1	Lawrie, Dawn J	36 COLU	1:12.74
2	Swain, Jayme S	37 ARMS	1:12.37
3	Duque, Diana C	39 NCMS	1:11.68
4	Wilson, Wendy	39 MACH	1:10.80
5	Wood, Janet M	35 GSMS	1:10.29
6	Bryant, Lynn	39 USF	1:10.57
7	Graham, Beth R	37 NCMS	1:11.50
8	Bellin, Melissa	39 GERM	1:12.07
9	Wetstone, Susan	38 PNA	1:12.39
10	Pettersson, Carolyn A	35 WMAC	1:13.76

**Heat 23 of 33 Finals**

1	Jacobson, Kristan N	39 QMST	1:09.14
2	Pelletier, Hillary	35 NEM	1:07.69
3	Broussard, Katie J	37 GOLD	1:04.90
4	Uhl, Alicia K	35 NCMS	1:04.22
5	Lindauer, Kerry	37 NCMS	1:02.06
6	Sweetser, Stacy L	36 NEM	1:02.92
7	Summerlin, Shannon	39 VMST	1:04.32
8	Hatakeyama, Chio E	37 WSC	1:06.56
9	Garth, Christy L	38 NCMS	1:08.60
10	Natkin, Heidi	38 AWJ	1:09.48

**Heat 24 of 33 Finals**

3	Hall, Megan E	30 VMST	1:26.12
4	Webb, Katie	32 VMST	1:19.45
5	Gould, Meganne	31 NCMS	1:15.99
6	Medina, Katie E	31 NCMS	1:16.70
7	Kays, Amelia B	32 NCMS	1:20.47
8	Lamb, Maggie	34 VMST	1:26.29

**Heat 25 of 33 Finals**

1	Losego, Jessica	30 NCMS	1:12.89
2	Massey, Melissa K	30 RAY	1:12.23
3	Old, Catherine A	34 NCMS	1:11.72
4	Thaxton, Alyssa A	32 GAJA	1:11.52
5	Van Horn, Alaina L	31 CUBU	1:10.78
6	Nagle, Cynthia A	33 NCMS	1:11.38
7	Jo, Nancy	33 REDT	1:11.57
8	Zerhusen, Megan	32 SKY	1:12.20
9	Quattropani, LeeAnne	33 NCMS	1:12.74
10	Yocum, Kari	34 PALM	1:13.69

**Heat 26 of 33 Finals**

1	Medendorp, Meghan M	30 NCMS	1:10.10
2	Felton, Tanya	33 UNAT	1:09.64
3	Nappi, Keri	34 NEM	1:08.07
4	Brewer, Mary A	30 CAT	1:07.31
5	de Hart, Jenny E	34 STON	1:07.07
6	Lawrence, Kari C	30 NCMS	1:07.29
7	Dahl, Jenny	30 NCMS	1:07.86
8	Mulcahy, Shannon	34 FISH	1:08.65
9	Balentine, Angie M	31 TXLA	1:10.00
10	Frisch, Alexandria	33 UNAT	1:10.23

**Heat 27 of 33 Finals**

1	Helms, Marie	32 NCMS	1:06.90
2	Downing, Jennifer	33 NEM	1:05.66
3	Carlson, Jennifer M	32 RMST	1:05.59
4	McMeen, Lyndsay C	32 GSM	1:04.04
5	Chance, Danielle R	30 BLU	1:01.24
6	Grover, Mollie K	31 TERR	1:03.15
7	Chavez, Marcela	33 GAJA	1:05.00
8	Wilkins, Jillian A	31 BLU	1:05.59
9	Moosman, Deanne L	33 STON	1:06.42
10	Melsen, Krisie M	31 SCYM	1:07.05

**Heat 28 of 33 Finals**

2	Ostberg, Kristen J	28 NCMS	1:14.65
3	Plummer, Stephanie J	29 NCMS	1:12.69
4	Dougherty, Erin M	29 REDT	1:14.28
5	Bush, Erin A	26 SWSF	1:20.00
6	Albert, Kelsey	23 UNAT	1:20.00
7	Mitchell, Cassandra J	24 GKMS	1:12.65
8	FitzGerald, Erin E	20 PNA	1:16.73

**Heat 29 of 33 Finals**

1	Long, Sarah R	26 GS	1:11.70
2	Cheetham, Meredith R	26 NCMS	1:10.90
3	Morris, Alexis L	29 NCMS	1:10.54
4	Evans, Marlana M	28 NCMS	1:10.36
5	Carroll, Kathleen	26 NCMS	1:10.23
6	Dickman, Rachel E	25 MGM	1:10.24
7	Carter, Jamie L	27 NCMS	1:10.49
8	Duhaime, Susan A	29 MICH	1:10.59
9	Smith, Nicole M	29 UNAT	1:11.54
10	Lehner, Sarah C	29 YMTN	1:12.11

**Heat 30 of 33 Finals**

1	Claycomb, Meredith A	27 NCMS	1:09.79
2	Lawlor, Elizabeth G	26 AGUA	1:08.89
3	Ailsworth, Sarah P	26 ALEX	1:08.00
4	Schildknecht, Margaret G	25 NCMS	1:07.84
5	Davidoff, Cara	26 TOC	1:07.00
6	Pool, Alexia	26 NCMS	1:07.50
7	Humienny, Stacey	27 GSMS	1:07.99
8	Harper, Rebecca	29 NCMS	1:08.00
9	Sonstegard, Morgan A	27 PMST	1:09.44
10	Enders, Carly	27 MTSC	1:09.85

**Heat 31 of 33 Finals**

1	Watterson, Laura A	27 NCMS	1:05.87
2	Hibbard, Kate	27 VMST	1:04.00
3	Siegele, Jessica	28 NCMS	1:03.84
4	Gilmore, Katie L	28 ALEX	1:03.28
5	Bishop, Brooke A	25 TOC	1:00.42
6	Reilly, Erin P	26 TOC	1:00.99
7	Gromer, Karen	27 MOST	1:03.59
8	Gill, Meg B	27 TOC	1:03.97
9	Fuchs, Lauren	25 CUBU	1:04.11
10	Van Erden, Jayme K	26 RMST	1:06.57

**2012 USMS Spring National Championships, Sanction #: 132-001**

**Greensboro Aquatic Center**

**Meet Program - Saturday, April 28, 2012**

**Heat 32 (#19 Women 100 Yard IM)**

1	O'Donnell, Maureen L	19 NCMS	1:12.00
2	Kay, Taylor A	19 DUCK	1:10.99
3	Pulley, Katherine	21 UTAH	1:10.51
4	Jones, Brein D	21 RMST	1:10.33
5	Proctor, Sarah K	24 NCMS	1:09.98
6	Jones, Caylin L	23 RMST	1:10.07
7	Larson, Sarah	22 GAJA	1:10.49
8	Pelaez, Cristina D	24 NOVA	1:10.68
9	Oliver, Cassandra J	23 GS	1:11.00
10	Lewinski, Katie	22 TGM	1:12.26

**Heat 33 of 33 Finals**

1	Turner, Katy C	22 MARY	1:08.15
2	Lamour, Florence C	21 MINN	1:07.00
3	Fisher, Katelyn A	18 CSMT	1:06.00
4	Seed, Caitlin C	24 CAT	1:05.16
5	Kennedy, Madison	24 NCMS	59.00
6	Spencer, Rachel	19 UTAH	1:05.00
7	Biggs, Brittany A	22 CMS	1:05.19
8	Arnold, Haley M	23 COLE	1:06.70
9	Treece, Lindsay K	22 NCMS	1:08.00
10	Cox, Ashley B	20 NCMS	1:08.99

**#20 Men 100 Yard IM**

Lane	Name	Age Team	Seed Time
------	------	----------	-----------

**Heat 1 of 48 Finals**

2	Knowles, Sr., Percival A	81 SWIF	2:12.50
3	Manheim, Frank T	81 RMST	1:46.00
4	Kortheuer, John D	81 NCMS	1:31.50
5	Burgess, H. William	83 HIMA	2:04.76
6	Corse, John D	88 HLJ	1:51.25
7	Mitchell, Jack	85 GAJA	2:00.00
8	Larson, E Ole	91 NCMS	2:31.85

**Heat 2 of 48 Finals**

1	Read, Phil E	69 GBM	1:44.00
2	Dudley, Bill	67 GAJA	1:20.33
3	Brown, Bill	66 NCMS	1:19.50
4	Lodwig, Keefe L	68 SYSM	1:20.00
5	Sawyer, Dennis L	68 PNA	1:22.27
6	Gadol, Louis C	70 NCMS	1:28.46
7	Learmonth, William R	72 O*H*	1:28.93
8	Huson, John J	77 NCMS	1:43.43
9	Barrett, Steve	78 NCMS	1:49.65

**Heat 3 of 48 Finals**

1	Maher, Owen C	77 VMST	1:39.00
2	Bellem, Ray	75 ARIZ	1:35.22
3	Dobler, Wally E	78 GOLD	1:31.00
4	Lauer, William J	77 GKMS	1:25.19
5	Bailie, Bob	76 WMST	1:21.01
6	Best, Bob	79 SDSM	1:22.00
7	Robertson, William F	75 TGM	1:30.00
8	Thayer, George D	76 OREG	1:32.50
9	Plummer, Mark A	75 CMS	1:38.08
10	Chisholm, Dick	77 O*H*	1:41.93

**Heat 4 of 48 Finals**

1	Miller, David W	71 GAJA	1:24.02
2	Verth, Tom	73 SYSM	1:19.00
3	Laux, Michael A	70 CONN	1:16.55
4	Murff, Don	70 TXLA	1:14.00
5	Landis, Tom	70 OREG	1:09.00
6	Kennedy, David A	70 TTM	1:11.50
7	Wise, Randolph E	70 VMST	1:16.00
8	Van Horn, William G	73 TOC	1:18.00
9	Bledsoe, Dennis R	73 WCM	1:21.28
10	Hamada, Ahmed G	73 GOLD	1:24.37

**Heat 5 of 48 Finals**

1	Benda, Peter M	69 NCMS	1:18.00
2	Whitley, John K	69 LJSM	1:14.50
3	Kute, Tim E	66 NCMS	1:14.00
4	Meyerhoff, Rick	65 TAM	1:12.00
5	Strand, Robert	66 ROSE	1:04.50
6	Elder, James E	68 TOC	1:10.00
7	Lawrie, Jim	65 SNM	1:13.10
8	Brundage, Warner F	69 BRSM	1:14.42
9	Pierce, Donald A	66 RHMS	1:17.54
10	Saloga, Jim	66 UNAT	1:18.16

**Heat 6 of 48 Finals**

1	Traester, William F	63 CONN	1:40.00
2	Yochelson, Roger	61 NCMS	1:32.00
3	Kelber, Michael W	64 OREG	1:21.61
4	Payne, (Earl R) Bob	61 NCMS	1:20.09
5	Rensink, Rick	60 NCMS	1:19.66
6	McQuiggan, Frank	63 NEM	1:19.75
7	Holbrook, Russell	60 NCMS	1:20.40
8	Class, Patrick L	63 SNM	1:24.64
9	Purdie, John A	62 NCMS	1:32.98

**Heat 7 of 48 Finals**

1	Palmer, Bill	61 MICH	1:17.00
2	Anderson, Craig	62 NCMS	1:13.93
3	Warner, Frank	63 PNA	1:12.00
4	Frisch, David J	63 VMST	1:10.70
5	Baker, John B	60 PNA	1:10.03
6	Chapman, Gerry M	60 NCMS	1:10.26
7	Sapirstein, Julian B	62 USF	1:11.64
8	Wilson, Mark A	60 UNAT	1:13.80
9	Nagle, Robert W	60 FACT	1:14.40
10	Nickodem, Peter W	62 HLJ	1:18.82

**Heat 8 of 48 Finals**

1	Jones, Robert B	60 1776	1:09.50
2	Gruber, Glenn A	62 VCM	1:06.05
3	Tharp, Greg J	61 WMST	1:04.79
4	Wilson, Robert H	60 CAQM	1:04.50
5	Middleton, Marc D	60 BLU	1:03.17
6	Trevisan, Paul T	60 1776	1:04.00
7	Kerns, Hubie	62 VCM	1:04.74
8	Rogacki, Daniel J	64 NEM	1:05.89
9	Voisard, Brian S	60 WIN	1:07.77
10	Vazmina, Rudy J	61 SYSM	1:09.68

**Heat 9 of 48 Finals**

1	Creighton, Mel L	52 GSMS	1:30.94
2	White, Jay K	51 NCMS	1:23.00
3	Fort, Robert L	54 MICH	1:17.25
4	Alexandre, George E	54 NEM	1:15.50
5	Holshouser, Boyce Jay J	50 NCMS	1:16.00
6	O'Keeffe, John P	50 CMS	1:17.50
7	Pierce, Andrew	50 NEM	1:26.00
8	Henson, Steven L	58 NCMS	1:20.62
9	McCrea, Bill	58 NCMS	1:32.07

**Heat 10 of 48 Finals**

1	Gosha, Joseph D	58 NCMS	1:16.31
2	Caligiuri, Dan A	56 BLU	1:14.30
3	Reeder, Bill D	59 PNA	1:12.79
4	Stevens, Ricky	57 NCMS	1:12.00
5	Sterne, Erik A	59 ROSE	1:11.13
6	Vizzari, Richard L	55 NWMS	1:11.50
7	Kollross, Steven A	56 GAJA	1:12.00
8	Abbate, Gary A	57 TPIT	1:13.50
9	Rickard, Alan K	55 FXCM	1:15.90
10	Miller, Richard N	57 NCMS	1:17.73

**Heat 11 of 48 Finals**

1	Adcock, Richard P	56 PNA	1:10.48
2	Alford, Peter T	58 NCMS	1:10.05
3	Procton, Brad I	55 NCMS	1:10.00
4	Lee, Doug	56 NCMS	1:09.76
5	Knisely, Bill S	55 GCPS	1:08.43
6	Carver, David	57 GAJA	1:08.99
7	Toth, Dennis J	57 UNAT	1:09.87
8	Throne, William C	55 VMST	1:10.00
9	Wohl, Robert J	55 BGSC	1:10.11
10	Suarez, Ed C	57 GOLD	1:10.85

**Heat 12 of 48 Finals**

1	Inglefield, Jody	57 NCMS	1:07.42
2	Fox, Richard E	56 ELG	1:06.80
3	Stocksdale, Steve A	58 NCMS	1:06.00
4	Thornton, James	59 1776	1:04.90
5	Lamour, Didier B	55 MINN	1:04.57
6	Guadagni, Peter M	57 WCM	1:04.70
7	Finn, Peter R	58 DOC	1:05.23
8	Smith, Darrell J	55 MINN	1:06.35
9	Bohlken, Ross P	57 BLU	1:06.82
10	Schonholz, Steven	56 NEM	1:08.00

**Heat 13 of 48 Finals**

1	Nolte, Christopher C	55 CMS	1:03.50
2	Wilkin, Dave	59 AURO	1:03.00
3	Von Hoffmann, Gerard	56 NOVA	1:01.50
4	Heath, Robert H	55 MAM	59.50
5	Groselle, Jack R	57 SYSM	58.69
6	Shead, Timothy M	59 GOLD	59.00
7	Graham, Donald	57 PNA	1:00.03
8	Martin, Doug	58 ARKM	1:02.50
9	Colvard, Carl	56 STAN	1:03.14
10	Hildebrandt, David C	57 GAJA	1:03.94

## 2012 USMS Spring National Championships, Sanction #: 132-001

## Greensboro Aquatic Center

## Meet Program - Saturday, April 28, 2012

**Heat 14 (#20 Men 100 Yard IM)**

1	Gould, Gerry	52 NIAG	1:14.90
2	Traynor, John	52 IM	1:11.63
3	Tucker, Jim	51 NCMS	1:09.60
4	Cole, Robert W	51 AGUA	1:08.78
5	Cortina, Jorge A	53 UNAT	1:08.70
6	Singletery, Henry P	51 NCMS	1:08.73
7	Vargas, Glen A	51 SYSM	1:09.19
8	Rehanek, R Todd	50 GSMS	1:11.50
9	Wolfe, Bill P	54 NCMS	1:13.00
10	Mehlhop, Paul D	51 NCMS	1:15.00

**Heat 15 of 48 Finals**

1	Pettibone, Chip	50 NEM	1:07.92
2	Aumiller, Joe	54 MICH	1:07.23
3	Wynn, Richard T	51 NCMS	1:07.00
4	Fisher, Dennis E	52 CSMT	1:06.50
5	Sheaves, Mike	53 UNAT	1:06.30
6	DiMeglio, Chuck	51 UNAT	1:06.30
7	Kretz, Russell A	50 NCMS	1:06.89
8	Spangler, Tom C	53 NCMS	1:07.20
9	Grecco, Paul A	51 GMUP	1:07.46
10	Marsom, Phil	54 NCMS	1:08.40

**Heat 16 of 48 Finals**

1	Hellmann, Ralph P	50 UNAT	1:05.80
2	Weischedel, Brian J	52 NCMS	1:05.50
3	Menches, Robert C	51 PALM	1:05.43
4	Spencer, Michael J	54 NCMS	1:05.08
5	Washburn, Jonathan W	54 NCMS	1:03.90
6	Jenkins, Timothy J	50 IM	1:05.00
7	Brown, Phil	51 NEM	1:05.28
8	Mc Farland, James A	52 NCMS	1:05.46
9	Czekala, Steven R	52 REDT	1:05.70
10	Shipp, Bill M	52 TERR	1:06.27

**Heat 17 of 48 Finals**

1	Boileau, Mike	50 CMS	1:03.56
2	Matysek, Jim	52 SYSM	1:03.14
3	Bailey, Alexander R	51 ART	1:02.90
4	Regan, Michael F	51 MESC	1:01.92
5	Phillips, John M	53 NCMS	1:01.50
6	Hollett, Peter G	52 NCMS	1:01.60
7	Slater, Douglas K	54 NCMS	1:02.00
8	Grzeszczak, John S	53 GOLD	1:03.00
9	Fiest, Eric R	53 NCMS	1:03.20
10	Heinemann, William A	54 NIAG	1:03.72

**Heat 18 of 48 Finals**

1	Killeen, Robert	50 DAMM	1:00.50
2	Dyer, Andy	53 AWJ	59.19
3	Guthrie, David M	51 TXLA	58.50
4	Stultz, Todd W	52 SYSM	58.23
5	Britt, Clay	51 ANCM	55.50
6	Ellison, Michael P	50 GAJA	56.70
7	Bank, Holden J	52 BLU	58.50
8	Stalnaker, Todd	50 GCPS	59.02
9	Kone, Bruce C	54 RICE	1:00.01
10	Colbeck, Pete L	50 PNA	1:01.20

**Heat 19 of 48 Finals**

2	Alston, Robert L	47 NCMS	2:03.98
3	Miller, Sydney	45 NCMS	1:31.53
4	Bradley, Patrick J	46 STON	1:12.14
5	Evans, Brian R	47 RMST	1:11.00
6	King, Ian	49 GAJA	1:12.08
7	Engels, Detlef N	49 NCMS	1:24.01
8	Vurdelja, David D	46 RMST	1:34.78

**Heat 20 of 48 Finals**

1	Kirvan, David B	47 WH2O	1:10.50
2	Robinson, David S	47 NCMS	1:10.00
3	Tucker, David E	48 NCMS	1:08.99
4	ReVille, Jay F	47 NCMS	1:07.17
5	Sinitz, John	45 WMAC	1:07.00
6	Arnholt, Alan T	48 NCMS	1:07.05
7	Hopkins, Mark	49 NCMS	1:08.75
8	Saragoni, Mario	47 NCMS	1:09.48
9	Tiedemann, Arthur R	46 WM	1:10.00
10	Mangrum, John W	49 NCMS	1:10.70

**Heat 21 of 48 Finals**

1	Czander, Eric W	46 DCAC	1:06.68
2	Bacon, David	48 NCMS	1:06.40
3	Casazza, Bill R	49 NCMS	1:05.62
4	Creighton, Kevin F	45 NCMS	1:05.50
5	MacDonell, Stuart	49 NCMS	1:05.40
6	Neyland, Spencer B	47 REDT	1:05.46
7	Savage, Steve	45 PALM	1:05.60
8	Martin, Chris D	45 NCMS	1:06.00
9	Fitzgerald, Sean	48 ART	1:06.50
10	Brekovsky, Tom	49 NCMS	1:06.83

**Heat 22 of 48 Finals**

1	Dudley, Todd	47 NCMS	1:04.90
2	Wagner, Harold K	46 NAM	1:04.51
3	Menches, Karl S	48 PALM	1:03.59
4	Noe, William E	47 NAM	1:03.50
5	Smith, Stratton	47 NCMS	1:03.24
6	Wilson, Boyd E	48 NCMS	1:03.40
7	Whitney, Timothy C	47 PCAT	1:03.50
8	Dailey, James L	45 UNAT	1:03.82
9	Turner, David R	48 NASH	1:04.80
10	Lyman, William (B J) E	46 NCMS	1:05.00

**Heat 23 of 48 Finals**

1	LeVine, Robert S	47 NCMS	1:03.00
2	Eastman, James Chris	47 BARM	1:02.39
3	Schultz, Norman E	46 NCMS	1:02.01
4	Johnson, Eric	45 ASAM	1:01.94
5	Stewart, Henry D	48 NCMS	1:01.58
6	Gabriel, Noah	47 DBMS	1:01.77
7	Bright, John M	47 MVN	1:02.00
8	Jimison, Thomas N	47 UNAT	1:02.10
9	Edwards, Andy	47 IAMA	1:02.59
10	Colvard, John D	49 NCMS	1:03.14

**Heat 24 of 48 Finals**

1	Goldman, Brian H	47 NCMS	1:01.10
2	Chan, Andy	49 NCMS	1:00.55
3	Smith, Jerry L	46 RATS	1:00.40
4	Mercer, Rich	48 BLU	1:00.18
5	Marx, Jeff	47 NITR	59.71
6	Bennett, Dennis	46 UNAT	1:00.02
7	Condon, Doug	49 TVM	1:00.34
8	Carpenter, Michael J	47 MSMA	1:00.50
9	Harris, Gregory	48 VMST	1:00.94
10	Birnbrich, Mark S	45 NAM	1:01.53

**Heat 25 of 48 Finals**

1	Barringer, Rob	46 CMS	59.43
2	Jennings, Bob	46 NCMS	59.29
3	Segal, William N	47 JAM	58.90
4	Dassow, Paul	49 RATS	58.60
5	Moran, Marty	45 SCYM	57.73
6	Robertson, Doug	48 GKMS	57.97
7	Pistorio, Tyge	46 NCMS	58.67
8	Ballard, Pat M	49 AAA	59.00
9	Christensen, Kurt A	46 MICH	59.33
10	Jones, Rob	47 UNAT	59.59

**Heat 26 of 48 Finals**

1	Beatty, Dan C	46 GAJA	57.62
2	Sargent, Gregory O	45 CONN	56.65
3	Heber, Scott	45 DAMM	56.50
4	Brudage, Patrick W	45 BRSM	56.13
5	Tuchler, Jim	47 IM	54.20
6	Sims, David E	49 IM	54.54
7	McCool, Chris	47 UNAT	56.22
8	Unruh, Steven L	45 NITR	56.56
9	Oliva, Stepan	45 WIN	57.58
10	Hancock, Thomas	48 RATS	57.66

**Heat 27 of 48 Finals**

1	Astilla, Michael J	41 NCMS	1:20.00
2	Jones, Richard	44 NCMS	1:15.00
3	Hurt, John C	41 NCMS	1:14.87
4	Patterson, Robert B	41 NCMS	1:09.50
5	Adcock, George E	40 NCMS	1:08.51
6	LoCascio, Jim	42 UNAT	1:08.57
7	Sturdy, Patrick R	42 MICH	1:10.87
8	Kern, Paul E	43 NCMS	1:15.00
9	Butterfield, Pete	43 NCMS	1:15.45

**Heat 28 of 48 Finals**

1	Strehle, Andrew P	42 NEM	1:06.70
2	Roberts, Michael J	42 NCMS	1:05.00
3	Tomson, Farol L	40 GERM	1:04.40
4	Korzeniowski, Mike	41 SKY	1:04.22
5	Goodman, Robert	43 REDT	1:03.89
6	Everman, Kelly	40 NAM	1:04.01
7	Campbell, Steve A	41 1776	1:04.23
8	Lyons, Jeff	41 NCMS	1:04.45
9	Mahmoud, Tamer H	43 NCMS	1:06.00
10	Minkey, Donald J	44 WMAC	1:07.47

2012 USMS Spring National Championships, Sanction #: 132-001

Greensboro Aquatic Center

Meet Program - Saturday, April 28, 2012

**Heat 29 (#20 Men 100 Yard IM)**

1	Sever, Michael	41 NEM	1:03.82
2	Crampton, Jim C	42 UNAT	1:03.70
3	McGrath, Jim G	43 NCMS	1:03.36
4	Barnhill, Kelly	44 NCMS	1:02.80
5	Kent, Aric E	41 MYST	1:02.44
6	Finn, John P	43 NCMS	1:02.71
7	Herndon, Bradley F	41 NCMS	1:03.28
8	Gonzalez, Jose E	40 NCMS	1:03.68
9	Boswell, Edmund O	42 NCMS	1:03.73
10	Lynch, Ted	43 GSMS	1:03.83

**Heat 30 of 48 Finals**

1	Beattie, David A	42 HLJ	1:02.37
2	Gomez, Felipe	44 NCMS	1:02.27
3	Stevens, Charles C	42 UNAT	1:01.99
4	Clear, Kirk W	44 VMST	1:01.62
5	Kollins, Scott H	42 NCMS	1:01.60
6	Miller, Doug	42 NCMS	1:01.60
7	Ammon, Craig	43 EXCL	1:01.76
8	Ellis, Brian W	44 FXCM	1:02.22
9	Young, Michel F	41 VCM	1:02.36
10	Pignatello, Anthony J	42 FBST	1:02.39

**Heat 31 of 48 Finals**

1	Lee, Lawrence B	43 NCMS	1:01.03
2	Eliasek, Steve	43 QMST	1:00.99
3	Collins, Eric	40 SPM	1:00.69
4	Schubert, Brian L	40 GAJA	1:00.24
5	Dietrich, Jim	41 NOVA	59.37
6	Torres, Mark	42 NCMS	1:00.23
7	Sheldon, Paul	41 UNAT	1:00.26
8	Hamilton, Nathan	43 SNM	1:00.81
9	Robling, Steve W	42 NCMS	1:01.00
10	Borton, Dan	44 ROSE	1:01.25

**Heat 32 of 48 Finals**

1	Scollon, Erik L	40 REDT	58.86
2	Boyle, Antonio	42 HUNT	58.55
3	Cox, Mark	44 TPIT	57.99
4	Andersen, Morten	41 NCMS	57.50
5	Pletcher, Todd	42 NCMS	57.30
6	Sumner, David M	41 MVN	57.50
7	Doherty, Todd S	41 PNA	57.91
8	Mackenroth, Jack	43 TNYA	57.99
9	Mugford, Stephen A	44 NEM	58.57
10	Shattuck, Drew J	43 SUNF	59.06

**Heat 33 of 48 Finals**

1	Benda, Brian	41 NBAC	56.88
2	Mc Kay, Matthew G	40 TOC	56.14
3	Beatty, Mark S	43 GAJA	55.64
4	Tiltmann, Laren A	42 WMAC	54.97
5	West, Steve T	40 NOVA	53.13
6	Santos, Roque J	44 WCM	54.80
7	Williams, Neill	44 DCAC	55.44
8	Roddin, Jeffrey H	43 ANCM	55.89
9	Benucci, Lorenzo	44 AWJ	56.50
10	Mehok, George K	44 SYSM	56.94

**Heat 34 of 48 Finals**

2	Luckhurst, Jonathan	30 GAJA	1:23.00
3	Dyer, Christopher S	30 GAJA	1:05.85
4	Houck, Andrew	31 NCMS	1:05.23
5	Zheng, Jiang	34 NCMS	1:05.27
6	Byrd, Denis M	33 UNAT	1:08.01
7	Chavez, Eddie M	34 NCMS	1:36.87
8	Carney, Kevin J	39 NCMS	1:12.79
9	Clancy, Matthew	38 NCMS	1:14.57

**Heat 35 of 48 Finals**

1	Aber, Dan	38 NCMS	1:08.53
2	Catterson, William H	39 NCMS	1:06.77
3	Owen, Jeffrey J	37 NCMS	1:05.28
4	Lilienthal, Jason	38 NMMS	1:02.99
5	Sadosky, Daniel	37 NCMS	1:02.90
6	Peterson, Erik	38 NCMS	1:02.90
7	Krhoun, Robert S	38 UNAT	1:04.00
8	Soule, Ben T	38 HSAM	1:05.38
9	McFetters, Erik P	36 NCMS	1:07.59
10	Su, Billy	38 NCMS	1:10.32

**Heat 36 of 48 Finals**

1	Young, John E	36 NCMS	1:01.45
2	Thompson, Thayer H	37 REDT	1:01.01
3	Jackson, Scott J	37 NOVA	1:00.36
4	Huggins, Dale R	39 TXLA	58.90
5	Crankshaw, Erik	39 NCMS	58.34
6	Hartsock, Steve J	38 IM	58.44
7	Queen, Nathan	37 NCMS	59.65
8	Lehr, Gunner F	39 NAM	1:00.36
9	Lecrone, Timothy J	39 MESC	1:01.28
10	Madonia, Marc P	38 NCMS	1:02.04

**Heat 37 of 48 Finals**

1	Mason, Michael	38 ROSE	58.11
2	Mauriello, Matthew J	35 FISH	57.70
3	Ohman, Niclas K	37 NEM	56.30
4	Shefchik, Byron	37 GAJA	53.64
5	Eisenhuth, Matthew S	38 CMS	53.00
6	Jacobson, Brian L	38 MINN	53.60
7	Raese, T R	39 IM	55.86
8	Summerlin, Daniel C	39 VMST	57.32
9	John, Chris K	39 VMST	57.93
10	Lee, Mark K	37 NCMS	58.21

**Heat 38 of 48 Finals**

1	Abreu, Joel	31 BCTM	1:04.56
2	Kirk, Bryan	30 RNVS	1:02.54
3	Silver, Isaac M	33 FACT	1:02.14
4	Allen, Benjamin	31 NCMS	1:01.10
5	Hilliard, Brandon	32 AAA	1:00.70
6	Sonstegard, Peter	31 PMST	1:00.93
7	Nguyen, Son	32 MESC	1:01.54
8	McGowan, Sean M	31 AGUA	1:02.50
9	Thorpe, Nick	32 OREG	1:04.00
10	Jent, Daniel E	34 ALEX	1:04.56

**Heat 39 of 48 Finals**

1	de Hart, Pieter A	33 STON	59.11
2	Gonzalez, Jose R	34 NCMS	58.41
3	Gellin, Jonathan C	31 GAJA	58.16
4	Asti, Trevor	34 MICH	58.00
5	Kendig, Jamie M	31 SYSM	57.09
6	Mayronne, Korey	34 TXLA	57.44
7	Greenwood, Scott C	34 TOC	58.00
8	Andrepont, Daniel M	30 NCMS	58.28
9	Carmine, Jay R	34 NCMS	58.99
10	Durieux, Chad A	32 ROSE	59.53

**Heat 40 of 48 Finals**

1	Cassella, Ryan G	30 CAT	56.79
2	Fain, Jeremy S	34 REDT	56.50
3	Holsman, Trent T	31 TOC	54.95
4	Knowles, Jeremy D	30 SWIF	52.00
5	Bathazi, Istvan	33 BLU	51.49
6	Brunelli, Nicholas J	30 NCMS	51.90
7	Scheerhorn, Andrew J	30 CAT	53.50
8	Schmidt, Matthew B	34 WH2O	55.55
9	Kummer, Rob	30 CAT	56.56
10	Barley, Adam S	30 VMST	57.00

**Heat 41 of 48 Finals**

3	Spencer, Paul M	26 NCMS	1:10.00
4	Taylor, Tim	25 ALEX	1:03.70
5	Zasadny, Alex R	26 NCMS	1:00.55
6	Erickson, John	27 VSM	1:01.48
7	Weischedel, David	26 NCMS	1:04.20

**Heat 42 of 48 Finals**

1	Freed, Zachary	26 MOST	1:00.23
2	Kouri, Drew P	26 RICE	59.40
3	Helfers, Edward D	29 ARMS	59.14
4	Fisher, Zachary A	26 CSMT	58.90
5	Constandse, Wesley	25 UTAH	58.80
6	Alban, Doug M	25 NBAC	58.87
7	Donihe, Phil M	28 REDT	58.90
8	Hagerty, Edward F	28 AGUA	59.23
9	Osborn, Peter D	28 GS	1:00.00
10	Moon, Matthew	25 MBAC	1:00.43

**Heat 43 of 48 Finals**

1	Smith, Ben A	25 DKTA	58.59
2	Humphrey, John	29 UNAT	57.94
3	Baccich, Thorn	29 NCMS	57.40
4	Carlson, Andrew	25 ROSE	57.00
5	Harrigan, Christopher T	27 GS	55.00
6	Gallagher, Liam	26 GSM	55.39
7	Seitz, Andreas J	29 BCTM	57.05
8	Swenson, Eric J	26 AWJ	57.79
9	Asseff, Benjamin	26 NCMS	58.03
10	Johnson, Luke B	29 HOPK	58.62

## 2012 USMS Spring National Championships, Sanction #: 132-001

## Greensboro Aquatic Center

## Meet Program - Saturday, April 28, 2012

**Heat 44 (#20 Men 100 Yard IM)**

1	Tillman, Jeremy R	29 AGUA	54.22
2	Pursley, David C	25 NCMS	53.77
3	Gans, Egan	26 TOC	53.00
4	Lundquist, Bryan	26 NCMS	52.50
5	Dorr, John W	28 TOC	51.61
6	King, Nathan P	27 UNAT	52.25
7	Carlson, Eric	27 ROSE	52.88
8	Deery, Kyle B	27 SYSM	53.08
9	Labour, Rafael E	25 BCTM	54.21
10	Mc Inerney, Scott A	25 NEM	54.79

**Heat 45 of 48 Finals**

1	Schiedermayer, Ben	21 PNA	1:17.00
2	Morrell, Elijah N	20 MTMS	1:07.64
3	Williamson, Eric R	21 HMS	1:03.62
4	Burr, Justin	21 DUCK	1:03.18
5	Ganiyev, Doston	24 CMS	1:02.89
6	Mabe, Morgan	22 UNAT	1:03.12
7	Wiley, DJ	22 UTAH	1:03.57
8	Whitefield, Benjamin G	22 PNA	1:04.94
9	Daling, Ian	20 HMS	1:08.00

**Heat 46 of 48 Finals**

1	Sipiora, Zach T	18 DUCK	1:02.50
2	Freds, Keaton S	20 SWOM	1:02.21
3	Hall, Robert W	22 RNVS	1:01.98
4	Heller, Paul G	19 PNA	1:01.00
5	DeHart, Morgan L	23 MARY	1:00.90
6	Kunz, Christopher L	18 DUCK	1:01.00
7	Malasky, Martin E	23 TOC	1:01.89
8	Altman-Kurosaki, Jonas Y	23 AGUA	1:02.00
9	Kochheiser, Weston L	21 UNAT	1:02.47
10	Cain, Quentin R	20 GRIN	1:02.88

**Heat 47 of 48 Finals**

1	Priewe, Ross C	19 DUCK	1:00.59
2	Arias, Luis	24 AGUA	1:00.00
3	Felton, Robert T	24 TMST	59.86
4	Waters, Matthew	23 NCMS	59.47
5	Allsopp, David	23 NCMS	58.44
6	Stauder, Justin M	24 VMST	59.00
7	Naugle, Andrew	21 DUCK	59.61
8	Rose, Daniel C	24 RNVS	1:00.00
9	Williams, Miller M	24 UNAT	1:00.00
10	Deason, Aaron	19 NCMS	1:00.76

**Heat 48 of 48 Finals**

1	Schildknecht, Peter E	22 ARKM	58.14
2	Dolar, Kevin I	24 USF	57.04
3	Gallagher, Kevin C	24 ARMS	56.12
4	Happ, Kevin R	23 NCMS	55.25
5	Frantz, Robert S	24 ROSE	52.50
6	King, Tyler J	24 UNAT	53.49
7	Bower, Kenny G	24 TOC	55.42
8	Partin, George	23 NCMS	57.00
9	Veintimilla, Miguel	24 ROSE	57.53
10	Godwin, Christopher A	24 SLV	58.20

**#21 Women 200 Yard Backstroke**

Lane	Name	Age	Team	Seed	Time
------	------	-----	------	------	------

**Heat 1 of 16 Finals**

1	Haase, Judith L	71	GAJA	5:25.79
2	Arnold, Patricia F	73	SMS	4:07.03
3	Getzendaner, Janet J	71	PNA	3:52.29
4	Durrant, Betsy	70	VMST	3:28.66
5	Jebe, Margit H	73	T2NM	3:28.00
6	Griffin, Lucille	73	VMST	3:52.00
7	Walker, Laura S	74	VMST	3:58.23
8	Whalen, Nana	74	GAJA	4:07.81
9	Jordan, Betsy T	75	SDSM	3:35.00
10	Henderson, Martha J	75	FACT	4:16.91

**Heat 2 of 16 Finals**

3	Murray, DJ	82	HHAC	5:11.79
4	Coleman, Jill	81	MARY	3:59.96
5	Lorenzi, Betty S	84	FACT	3:36.75
6	Campbell, Joan K	82	FACT	4:32.25
7	Dunivin, Anne A	95	GAJA	10:54.13
8	Kornfeld, Maurine E	90	MVN	5:10.31

**Heat 3 of 16 Finals**

1	Marane, Bentley	68	GAJA	5:10.00
2	Manheim, Lucy M	69	RMST	4:00.00
3	Astilla, Elizabeth J	65	NCMS	3:45.00
4	Pohlmann, Mary M	67	SLAM	3:07.62
5	Dills, Suzanne L	67	PNA	2:55.59
6	Mitchell, Jeannie R	65	GOLD	3:02.32
7	Martin, Judy	69	VMST	3:42.96
8	Anziano, Marcia	67	CMS	3:49.94
9	Otosen, Sue C	68	GAJA	4:22.00

**Heat 4 of 16 Finals**

1	Cathy, Sandra G	62	NCMS	3:22.00
2	Ventura Visbal, Rosa V	64	SFTL	3:20.00
3	Tourtual, Dorothy M	60	BUMS	3:03.40
4	Lofus-Charley, Shirley A	60	VMST	2:44.80
5	Val, Laura B	60	TAM	2:30.00
6	Kirwan, Denise	60	CUBU	2:42.00
7	Lyman, Carolyn B	61	UTAH	2:53.55
8	Barry, Marcia L	63	VMST	3:05.44
9	Tyler, A Susan	63	SNM	3:20.01
10	Casey, Kathrine J	63	PNA	3:22.40

**Heat 5 of 16 Finals**

1	Myer, Cynthia J	59	IMSC	3:55.00
2	Richardson, Anita	56	NCMS	3:26.77
3	Braaten, Kitten	56	VMST	3:12.21
4	Rogers, Eugenia (Jennie) A	59	NCMS	2:58.30
5	Coakley, Lisa	57	ALEX	2:56.40
6	Haan, Mary Wohl	58	CMS	2:57.52
7	Mitchell, Alison A	57	MVN	3:06.29
8	Smith, Alison J	58	NCMS	3:26.46
9	Watson, Lisa L	58	GAJA	3:26.86

**Heat 6 of 16 Finals**

1	Quinn, Phyllis E	56	TOC	2:52.94
2	Larson, Linda L	56	SFTL	2:48.95
3	Vanderfleet-Scott, Jill A	57	NCMS	2:43.60
4	Sargeant, Pat A	58	GOLD	2:32.00
5	Warmuth, Stacey	55	VCM	2:29.32
6	Einsidler, Karen L	56	AGUA	2:29.45
7	Steadman Martin, Nancy	57	GSM	2:33.76
8	Betts, Nancy R	55	VMST	2:45.00
9	Kicklighter, Pamela M	55	NCMS	2:49.81
10	Burlingame, Sharon M	55	GKMS	2:53.16

**Heat 7 of 16 Finals**

2	Goldsmith, Dara	45	LVM	2:55.25
3	Jaeger, Debbie K	49	VMST	2:45.59
4	Hagadorn, Heather	47	CMS	2:43.05
5	Azari, Nasrin A	45	NCMS	2:45.00
6	Howard, Amy	47	QMST	2:51.92
7	Menches, Lynn W	51	PALM	2:58.90
8	Mazyck, Carla D	51	MARY	3:33.21

**Heat 8 of 16 Finals**

1	Woodard, Alis Rojas	51	NCMS	2:52.10
2	Hajost, Cynthia M	52	RMST	2:39.50
3	Ingraham, Susan R	52	MOST	2:32.89
4	Klestinec, Robin L	50	NAM	2:26.00
5	Pipes-Neilsen, Karlyn	50	SDSM	2:16.65
6	Swanson, Vibeke L	50	1776	2:23.32
7	McEachran, Frances T	50	NCMS	2:31.53
8	Brightwell, Kim M	52	RMST	2:37.41
9	Kiley, Tory N	51	UNAT	2:45.00
10	Saint Aubin, Patricia S	54	NEM	2:58.15

**Heat 9 of 16 Finals**

1	Bittner, Molly Dean	46	VMST	2:37.42
2	Freund, Shelle	47	WMST	2:34.58
3	Buscaglia, Caycee P	47	QMST	2:31.47
4	Petersen, Charlotte	47	SPM	2:25.50
5	Williams, Susan O	46	CUBU	2:13.50
6	Stone, Stephanie	45	PCAT	2:19.23
7	Vazquez, Maria E	46	GAJA	2:26.33
8	Vanderpoel, Nicole L	47	CMS	2:33.61
9	Crino, Heide P	45	CMS	2:34.83
10	Harris, Susan	46	MICH	2:39.00

**Heat 10 of 16 Finals**

2	Vann, KC	42	OHSP	2:41.99
3	Richardson, Kim G	43	CMS	2:39.43
4	Franklin, Rebecca	43	VMST	2:37.18
5	Quarantino, Aimee M	42	CMS	2:37.00
6	Hulett, Jennifer A	43	SFTL	2:37.00
7	Salmon, Brandy L	40	NCMS	2:38.00
8	Stein, Caroline F	41	FINS	2:40.36
9	Caskey, Laura S	44	NCMS	3:52.00

**2012 USMS Spring National Championships, Sanction #: 132-001**

**Greensboro Aquatic Center**

**Meet Program - Saturday, April 28, 2012**

**Heat 11 (#21 Women 200 Yard Backstroke)**

1	Neuendorf, Donna M	43 NEM	2:35.81
2	Pellegrini, Traci A	42 COLU	2:27.22
3	Seavall, Kelly J	43 CMS	2:24.33
4	Armentrout, Anna S	40 REDT	2:20.52
5	Gary, Kristin J	44 REDT	2:05.61
6	Davidson, Michelle L	41 GSM	2:18.40
7	Tiltmann, Heather M	40 WMAC	2:22.36
8	Texel, Paula M	41 SPM	2:27.20
9	Hogan, Patricia S	42 NCMS	2:33.27
10	Stewart, Ann K	41 GOLD	2:35.94

**Heat 12 of 16 Finals**

3	Tully, Natalie	25 MGM	2:31.70
4	Morris, Alexis L	29 NCMS	2:39.15
5	Daley, Amanda W	24 NEM	2:43.36
6	Kays, Amelia B	32 NCMS	2:47.43
7	Volz, Kristin R	38 SFTL	3:18.95

**Heat 13 of 16 Finals**

1	McLeod-Crady, Jennifer	37 MVN	2:45.90
2	Fairman, Abigail A	35 REDT	2:37.16
3	Lewis, Breana L	35 SKY	2:35.45
4	Roddin, Julie	35 ANCM	2:24.43
5	Limke, Tobi L	37 NBAC	2:14.34
6	Oberstar-Brown, Lia-Genevie	35 DAMM	2:15.45
7	Weiser, Sabine	38 WMST	2:34.23
8	Kyff, Jennifer J	38 METR	2:36.25
9	Reedy, Heather R	38 NCMS	2:42.45
10	Crook, Michelle	38 BGSC	3:14.18

**Heat 14 of 16 Finals**

1	Schoenlank, Julie A	32 METR	2:35.50
2	Thaxton, Alyssa A	32 GAJA	2:30.56
3	Stich, Chris S	34 WMAC	2:21.85
4	Vucinich, Elizabeth A	31 WH2O	2:15.57
5	Melgaard, Megan E	32 GAJA	2:11.61
6	Grover, Mollie K	31 TERR	2:13.21
7	Balentine, Angie M	31 TXLA	2:20.00
8	Moosman, Deanne L	33 STON	2:22.62
9	Van Horn, Alaina L	31 CUBU	2:33.50
10	Jones, Rose	33 INDY	2:40.43

**Heat 15 of 16 Finals**

1	Humienny, Stacey	27 GSMS	2:29.77
2	Espiritu, Vicki	26 TVM	2:20.30
3	Norris, Amy B	27 NCMS	2:15.00
4	Cutter, Kyle	26 NEM	2:10.71
5	O'Donnell-McCarthy, Fiona	25 TOC	2:04.02
6	Charley, Amy C	26 VMST	2:10.00
7	Hibbard, Kate	27 VMST	2:14.00
8	Van Erden, Jayme K	26 RMST	2:15.98
9	Phillips, Kali A	27 NCMS	2:22.59
10	Trimble, Ginny	27 GAJA	2:30.00

**Heat 16 of 16 Finals**

1	Divelbiss, Madison L	19 PNA	2:31.88
2	Bates, Elissa	21 TULS	2:29.03
3	Cox, Ashley B	20 NCMS	2:25.24
4	Baumann, Mary Kate	24 BCTM	2:24.11
5	Priddy, Megan E	24 CMS	2:15.00
6	Koran, Mary Ellen I	24 VSM	2:17.92
7	Rauchwarter, Lauren	23 TGM	2:25.04
8	DeRousseau, Karissa	18 DUCK	2:25.67
9	Bunnell, Christie	19 UTAH	2:30.66
10	Lewinski, Katie	22 TGM	2:35.06

**#22 Men 200 Yard Backstroke**

Lane	Name	Age	Team	Seed Time
------	------	-----	------	-----------

**Heat 1 of 19 Finals**

4	Mitchell, Jack	85 GAJA	4:40.00
5	Foster, Warren A	86 O*H*	4:30.01
6	Holmes, Rogers B	90 FACT	4:50.00
7	Taylor, John C	90 GAJA	9:39.00

**Heat 2 of 19 Finals**

1	Diehl, David J	70 YWMA	3:36.00
2	Wood, Craig A	71 ETEX	3:26.00
3	Learmonth, William R	72 O*H*	3:23.40
4	Monahan, Richard S	70 METR	3:32.00
5	Bauman, John H	81 WMAC	4:01.66
6	McConnell, Stan	80 UNAT	3:30.00
7	Manheim, Frank T	81 RMST	3:40.00
8	Beach, Robert E	81 SPM	4:48.00
9	Newbury, Alfred C	78 VMST	3:59.70
10	Rauch, Will	77 LVM	4:00.00

**Heat 3 of 19 Finals**

1	Mullins, Stephen M	79 IM	3:50.00
2	Palmer, Pete	76 BMST	3:30.33
3	Thayer, George D	76 OREG	3:12.50
4	Mitchell, Clarke E	79 NCMS	3:07.00
5	Jones, Burwell	79 SYSM	2:55.00
6	Dunlap, Marion T	78 GAJA	3:04.55
7	Ascherfeld, Ray	76 GCPS	3:07.83
8	Dykstra, Bill	75 GOLD	3:13.52
9	Murray, Bruce W	75 CMS	3:40.00
10	Russ, Carl	77 VMST	3:53.00

**Heat 4 of 19 Finals**

1	Walker, Joseph R	70 SNM	3:10.00
2	Fasbender, Barry A	74 STAN	3:09.69
3	Nordby, Michael C	70 PNA	3:04.90
4	Ackerman, Owen	74 IM	3:00.00
5	Roddin, Hugh J	70 ANCM	2:44.37
6	Molnar, Ronald A	70 CMS	2:50.00
7	Murphy, Dan R	70 NCMS	3:02.36
8	Bledsoe, Dennis R	73 WCM	3:08.29
9	Pinkerton, Rolffs S	73 NCMS	3:09.83
10	Van Horn, William G	73 TOC	3:15.00

**Heat 5 of 19 Finals**

1	Nye, Lawrence	63 NCMS	2:54.36
2	Reinbold, Ray	60 ALMT	2:45.41
3	Warner, Frank	63 PNA	2:39.74
4	Cothren, Jack	62 FISH	2:39.49
5	Green, Dick	60 NEM	2:33.45
6	Reid, Joe	63 GAJA	2:36.21
7	Pillmore, Bill	64 NCMS	2:39.50
8	Bruce, Bob A	64 OREG	2:44.07
9	Jones, Robert B	60 1776	2:52.60
10	Leen, Walter D	69 GAJA	6:06.06

**Heat 6 of 19 Finals**

1	Smith, Dave	67 ELG	3:18.22
2	Quanrud, John O	65 GAJA	2:55.74
3	Conroy, Michael J	65 NIAG	2:52.00
4	Brzezinski, Jay	65 PALM	2:37.32
5	Burns, Richard	68 TAM	2:23.00
6	McColly, Michael	66 PNA	2:36.40
7	Lawrie, Jim	65 SNM	2:37.66
8	Shaffer, Craig A	65 ARIZ	2:54.59
9	Boak, Thomas D	68 WMST	2:56.00
10	McDanal, Steven K	68 CMS	3:45.00

**Heat 7 of 19 Finals**

1	Voisard, Brian S	60 WIN	2:25.48
2	Bell, Alan	62 PNA	2:22.39
3	Tharp, Greg J	61 WMST	2:21.84
4	O'Keefe, Peter R	61 UCLA	2:20.42
5	Mc Conica, Jim	61 VCM	2:15.08
6	Bober, Richard S	61 NCMS	2:20.00
7	Meyer, Geoffrey A	60 1776	2:20.83
8	Thompson, Frank L	60 MICH	2:22.00
9	Osborn, James	60 GS	2:25.00
10	Preslar, Jay	60 GSMS	2:32.19

**Heat 8 of 19 Finals**

1	Wylie, Stuart H	54 GKMS	3:26.25
2	White, Jay K	51 NCMS	2:55.00
3	Cole, Robert W	51 AGUA	2:27.93
4	Slater, Douglas K	54 NCMS	2:26.00
5	Greene, Chris C	50 GAJA	2:23.80
6	Sheaves, Mike	53 UNAT	2:24.50
7	McCarthy, Patrick J	52 GAJA	2:26.57
8	Roth, Douglas M	50 MESC	2:32.90
9	Campbell, Chris	51 MVM	2:56.12
10	Weatherman, Steve	56 NCMS	2:40.00

**Heat 9 of 19 Finals**

1	Guadagni, Peter M	57 WCM	2:31.26
2	Meyer, Kenneth G	56 ELG	2:29.89
3	Keith, Dale W	57 1776	2:23.63
4	Craig, John M	57 CONN	2:18.00
5	Stanback, John	58 CMS	2:17.00
6	Fochios, Dean T	58 WMAC	2:18.00
7	Throne, William C	55 VMST	2:21.00
8	Ockerman, Jeff	57 NASH	2:25.00
9	Long, Douglas D	58 GS	2:30.36
10	Heather, Michael R	57 MVN	2:33.98

## 2012 USMS Spring National Championships, Sanction #: 132-001

## Greensboro Aquatic Center

## Meet Program - Saturday, April 28, 2012

**Heat 10 (#22 Men 200 Yard Backstroke)**

1	Doyle, Mark	52 NCMS	2:22.84
2	Hendrick, Marty	54 SFTL	2:22.02
3	Specht, William L	54 SPM	2:12.00
4	Klein, Jonathan E	54 NCMS	2:05.09
5	Britt, Clay	51 ANCM	2:04.90
6	Wood, Steve	51 BLU	2:05.00
7	Belin, Thomas H	50 IAMA	2:11.19
8	Newman, Steven M	50 SYSM	2:20.75
9	Majeske, Andrew J	51 1776	2:22.41
10	Jones, Judd	54 GKMS	2:22.92

**Heat 11 of 19 Finals**

1	Diener, Andre	42 GAJA	2:43.50
2	Pohnert, Steven C	42 RMST	2:39.42
3	Borton, Dan	44 ROSE	2:15.97
4	Beattie, David A	42 HLJ	2:14.94
5	Carter, Brandon J	41 CRUZ	2:12.50
6	Boswell, Edmund O	42 NCMS	2:14.88
7	Burgess, Greg	40 NCMS	2:15.58
8	Lynch, Ted	43 GSMS	2:17.99
9	Patterson, Robert B	41 NCMS	2:40.00
10	Mellon, Jim	49 HIMA	2:35.00

**Heat 12 of 19 Finals**

1	Erwin, Jeff T	47 SAWS	2:19.95
2	Barringer, Rob	46 CMS	2:19.13
3	LeVine, Robert S	47 NCMS	2:19.00
4	Bright, John M	47 MVN	2:18.09
5	Werlinich, Greg S	47 REDT	2:17.50
6	O'Neil, Jeff	45 GSMS	2:17.72
7	Smith, Stratton	47 NCMS	2:18.95
8	Mc Ginley, Patrick B	48 ROSE	2:19.10
9	McGiffin, Chris D	46 BERK	2:19.41
10	Menches, Karl S	48 PALM	2:21.78

**Heat 13 of 19 Finals**

1	House, Christopher	48 FXCM	2:15.81
2	Birnbrich, Chris L	48 NAM	2:14.00
3	Ballard, Pat M	49 AAA	2:10.00
4	Mench, Edward H	45 SYSM	2:08.10
5	Stevenson, Chris L	47 NCMS	1:55.04
6	Pulsifer, Andrew	46 NCMS	2:02.27
7	Byers, Christopher H	47 NCMS	2:10.00
8	Mitchell, Dixon	45 NCMS	2:12.00
9	Hilgen, Thomas H	47 NCMS	2:14.16
10	Hopson, Bruce E	46 SLAM	2:16.08

**Heat 14 of 19 Finals**

1	Davis, William A	44 NCMS	2:10.80
2	Sprenger, Kurt	42 VMST	2:09.87
3	von Loewe, Pete A	41 GMUP	2:07.90
4	Dickson, Kurt F	44 ARIZ	2:01.63
5	Keppeler, John H	44 PNA	1:58.09
6	Mc Kay, Matthew G	40 TOC	2:01.00
7	Benda, Brian	41 NBAC	2:02.99
8	Murray, Jeff L	42 NCMS	2:08.50
9	Pletcher, Todd	42 NCMS	2:10.00
10	Lee, Lawrence B	43 NCMS	2:12.14

**Heat 15 of 19 Finals**

3	Willis, Matt	36 NCMS	2:39.15
4	Blanco, Alonso O	37 MOST	2:20.76
5	Patterson, Thomas J	35 1776	2:15.68
6	Chilton, James A	36 PALM	2:18.92
7	Houldsworth, Duncan A	36 MVN	2:26.15

**Heat 16 of 19 Finals**

1	Nakahodo, Sidney	36 NCYM	2:11.99
2	Hartsock, Steve J	38 IM	2:07.71
3	Lehr, Gunner F	39 NAM	2:06.00
4	John, Chris K	39 VMST	2:01.91
5	Raese, T R	39 IM	2:01.16
6	Eisenhofer, Justin D	35 UNAT	2:01.27
7	Churins, Jonathan D	36 FISH	2:04.41
8	Speerschneider, Derek	38 NCMS	2:07.59
9	Alley, David W	37 TXLA	2:08.07
10	Martin, Andrew C	37 NCMS	2:12.00

**Heat 17 of 19 Finals**

4	de Hart, Pieter A	33 STON	2:07.72
5	Palumbo, Gregory T	31 REDT	1:55.53
6	Thrasher, Bradley A	30 NCMS	2:01.01
7	Strahota, Jeffrey R	31 TERR	2:13.77

**Heat 18 of 19 Finals**

2	McDonnell, Michael P	27 LIB	2:55.99
3	Alban, Doug M	25 NBAC	2:10.45
4	Osada, Tatsu	29 MARY	2:05.54
5	Reed, Buddy	29 CUBU	1:55.00
6	Helfers, Edward D	29 ARMS	2:05.51
7	Sostock, Matt	29 WMAC	2:08.37
8	Freed, Zachary	26 MOST	2:10.90

**Heat 19 of 19 Finals**

2	Dantas-McCutcheon, Matt	23 CUBU	2:15.00
3	Preslar, Jason	24 GSMS	2:04.62
4	Gallagher, Dan	24 VTAC	2:04.17
5	Frantz, Robert S	24 ROSE	1:50.00
6	Shiwnath, Mikey	23 BCTM	2:03.91
7	Alders, Alec	23 ROSE	2:04.25
8	Warner, Adam S	24 SAMY	2:05.60

**#23 Women 100 Yard Breaststroke**

Lane	Name	Age	Team	Seed Time
------	------	-----	------	-----------

**Heat 1 of 21 Finals**

4	Dockendorf, Pat	85	NCMS	2:59.96
5	Berkley, Marianna	89	VMST	2:33.35
6	Stone, Marjorie	88	GCPS	2:33.58

**Heat 2 of 21 Finals**

1	Klein, Sigi B	76	SKY	2:36.88
2	Kremer, Sandra	75	NCMS	2:10.00
3	Detrick, Johnnie	76	VMST	1:47.13
4	Averette, Joan	75	VMST	2:35.01
5	Arnold, Patricia F	73	SMS	1:57.17
6	Jebe, Margit H	73	T2NM	1:38.50
7	Newell, Sally	74	INDY	1:45.00
8	Mead, Mary-Mead A	70	GAJA	2:29.24
9	Eisele, Barbara M	81	BLF	3:06.61

**Heat 3 of 21 Finals**

2	Martin, Judy	69	VMST	1:57.00
3	Van Meeteren, Greta	65	NCMS	1:45.25
4	Dillon, Sally A	65	PNA	1:36.44
5	Webb, Linda	66	SFTL	1:31.54
6	Veater, Betty B	65	GAJA	1:35.70
7	Christenson, Candy J	65	WMAC	1:38.39
8	Hill, Marcia M	67	AGUA	1:48.41
9	Sutherland, Kate	64	PNA	1:58.00

**Heat 4 of 21 Finals**

1	Stetson, Margaret A	60	NCMS	1:46.06
2	Carruthers, Kate M	63	PNA	1:37.27
3	Price, Allison	60	SDSM	1:33.00
4	Kirwan, Denise	60	CUBU	1:26.00
5	Hummel, Barbara R	60	NEM	1:19.80
6	Lewis, Kathleen	60	TPIT	1:25.80
7	Hirr, Patrice L	63	FACT	1:28.33
8	Luck, Lorinda E	61	ARIZ	1:33.63
9	Godwin, Margaret T	63	NCMS	1:44.41
10	Larson, Joyce M	62	GAJA	1:53.34

**Heat 5 of 21 Finals**

1	Pujols, Maria D	52	NCMS	2:00.76
2	Knowles, Nancy C	54	SWIF	1:43.68
3	Acampora, Sue	51	NCMS	1:39.22
4	Greely, Kathleen M	52	GAJA	1:38.51
5	Seay, Nancy	52	NCMS	1:39.36
6	Murks, Karol B	54	NCMS	1:46.03
7	Smith, Alison J	58	NCMS	1:39.22
8	Hood, Patricia B	56	1776	1:35.68
9	Ehlers, Shawn A	55	AGUA	1:38.13
10	Schneider, Mary P	59	WMAC	1:50.58

**Heat 6 of 21 Finals**

1	Childers, Judy A	58	GSMS	1:33.15
2	Beach, Lynn	55	GAJA	1:30.58
3	Haynie, Dee A	57	TOC	1:24.69
4	Wolff, Melinda S	59	1776	1:24.00
5	Estel, Beth A	56	NEM	1:18.55
6	McDonnell, Peggy H	56	GOLD	1:21.86
7	Rosener, Karen K	58	CMS	1:24.50
8	Finch, Merry B	57	YCMS	1:25.11
9	Robinson, Robin S	55	NCMS	1:31.58
10	Yankauskas, Paula J	57	NEM	1:33.90

**Heat 7 of 21 Finals**

1	Seyferth, Elizabeth L	53	SLAM	1:34.61
2	Dawson, Mandy	50	RMST	1:29.03
3	Thiel, Janet J	54	GSMS	1:29.00
4	Van Cleave, Julie M	53	WMAC	1:26.95
5	Harrell, Carolyn B	50	GS	1:25.00
6	Alton, Dale	54	GAJA	1:26.80
7	Nolte, Susan D	51	CMS	1:27.43
8	Kirk, Susan	51	BERK	1:29.00
9	Krugman, Elaine	50	GAJA	1:31.69
10	Clair, Kathleen S	54	1776	1:36.35



**2012 USMS Spring National Championships, Sanction #: 132-001**

**Greensboro Aquatic Center**

**Meet Program - Saturday, April 28, 2012**

**Heat 8 (#23 Women 100 Yard Breaststroke)**

1	Almand, Jennifer C	53 GAJA	1:22.76
2	Spence, Denise	52 NEM	1:17.87
3	Miller, Patricia M	51 VMST	1:16.82
4	Wenzel, Chris	52 FLAQ	1:16.04
5	Crouch, Kim	50 CMS	1:14.33
6	Heuer, Brigitte	51 WMST	1:15.89
7	Koster, Carolyn	50 POST	1:16.19
8	Groselle, Laura L	51 SYSM	1:16.98
9	Petersen, Stephanie O	50 SLAM	1:19.00
10	Kittles, Ginny	54 GAJA	1:23.36

**Heat 9 of 21 Finals**

3	Edmunds, Julie	46 NCMS	1:35.22
4	Speer, Nancy	49 VMST	1:30.01
5	Scott, Leslie	47 GS	1:29.50
6	Quillen, Diane E	48 NCMS	1:29.67
7	Dixon, Alison M	49 NEM	1:30.23
8	Disher, Charlotte W	49 NCMS	1:43.14

**Heat 10 of 21 Finals**

1	Mestecky, Rowan	45 REDT	1:25.47
2	Candelaria, Sharron	48 NCMS	1:24.90
3	Carr, Kate	45 PNA	1:22.43
4	Hamel, Laura	47 SYSM	1:21.82
5	Frederic, Christine	47 SMS	1:18.14
6	Anderson, Missy B	46 NCMS	1:21.50
7	Johansson, Hanna L	45 PNA	1:21.91
8	Harrill, Kiran C	46 NCMS	1:23.84
9	Fuss, Karen K	46 GSMS	1:24.94
10	Eagle, Lisa	47 NCMS	1:26.16

**Heat 11 of 21 Finals**

1	Gillman, Regina M	46 NCMS	1:16.18
2	Bennett, Ellen K	49 SYSM	1:15.73
3	McFarlane, Tracey D	45 BLU	1:15.00
4	Groves, Lisa J	47 MACH	1:13.74
5	Nowak, Elizabeth A	48 NCMS	1:11.77
6	Popps, Corrin C	47 MICH	1:12.35
7	Donovan, Kim M	48 NEM	1:14.95
8	Jurey, Mary K	45 TXLA	1:15.01
9	Lindroos, Pamela M	46 NCMS	1:15.86
10	Dawson-Cook, Susan E	49 ARIZ	1:16.46

**Heat 12 of 21 Finals**

1	Pohnert, Anne M	44 RMST	2:01.30
2	Carter, Eddie C	41 NCMS	1:33.88
3	Martin, Lisa W	44 NCMS	1:31.65
4	Postma, Terri	42 UNAT	1:27.18
5	Ayala, Jennifer D	42 VMST	1:25.02
6	Clark, Inge	42 IM	1:26.00
7	LaChapelle, Tracy N	42 NEM	1:27.79
8	Nacos, Julie K	42 AGUA	1:33.14
9	Richey, Jennifer S	40 NCMS	1:45.35

**Heat 13 of 21 Finals**

1	Haberstich, Carrie	40 IM	1:22.94
2	Gass, Melissa	44 NCMS	1:22.17
3	Beeman, Ashley C	40 UNAT	1:21.49
4	Streater, Barbara A	41 VMST	1:20.40
5	Hendricks, Geneve E	43 WM	1:18.91
6	Cleven, Detra R	43 BASC	1:19.39
7	Holden, Maureen H	42 NCMS	1:20.69
8	Onesti, Kelley M	40 UNAT	1:21.75
9	Segraves, Ann M	41 MVN	1:22.24
10	Barna, Heather K	41 NEM	1:25.00

**Heat 14 of 21 Finals**

1	Ascione, Lynn	44 BERK	1:17.64
2	Settimi, Nora	41 WMAC	1:14.89
3	Bonfilio, Dawn A	43 NCMS	1:13.19
4	Werner, Haleigh A	43 PNA	1:10.65
5	Legaspi, Kelly A	40 SFTL	1:06.35
6	Goodale, Rainy M	42 NEM	1:10.12
7	Conlin, Cheryl	43 CUBU	1:11.78
8	Day, Nadine K	41 DANY	1:13.82
9	Collett, Tracy	41 GAJA	1:16.00
10	Dotson, Laura	42 NCMS	1:17.84

**Heat 15 of 21 Finals**

2	Heller, Elizabeth A	31 SFTL	1:44.30
3	Lamb, Maggie	34 VMST	1:26.12
4	Bucierka, Suzanne G	32 NCMS	1:23.00
5	Medina, Katie E	31 NCMS	1:23.01
6	Sinder, Tiffany M	31 REDT	1:36.08
7	Stemper, Michelle A	34 RAY	2:12.47
8	Turnbull-Brown, Elisabeth A	39 TNYA	1:22.00
9	Bowers, Melissa S	36 NCMS	1:26.16

**Heat 16 of 21 Finals**

1	Bellin, Melissa	39 GERM	1:19.67
2	Bryant, Lynn	39 USF	1:19.54
3	Natkin, Heidi	38 AWJ	1:17.92
4	Lindauer, Kerry	37 NCMS	1:10.72
5	Schaetz, Trina R	39 WMAC	1:07.44
6	Sweetser, Stacy L	36 NEM	1:09.81
7	Packard, Andrea H	37 NCMS	1:13.47
8	Merritt, Anne Hanna	37 HURM	1:18.38
9	Swain, Jayme S	37 ARMS	1:19.61
10	Graham, Beth R	37 NCMS	1:21.80

**Heat 17 of 21 Finals**

1	Dunphy-Daly, Meagan M	30 NCMS	1:19.19
2	Massey, Melissa K	30 RAY	1:16.07
3	Carlson, Jennifer M	32 RMST	1:14.68
4	Melsen, Krisie M	31 SCYM	1:12.13
5	Chance, Danielle R	30 BLU	1:07.90
6	Downing, Jennifer	33 NEM	1:11.46
7	Wilkins, Jillian A	31 BLU	1:12.59
8	Nagle, Cynthia A	33 NCMS	1:15.24
9	Medendorp, Meghan M	30 NCMS	1:18.18
10	Cardy, Andrea M	32 RMST	1:19.71

**Heat 18 of 21 Finals**

1	Hausheer, Camille V	24 REDT	2:00.00
2	Wahle, Ellora	22 HMS	1:22.70
3	Abdie, Kaitlyn M	19 DUCK	1:21.33
4	O'Donnell, Maureen L	19 NCMS	1:19.00
5	Treece, Lindsay K	22 NCMS	1:17.80
6	Krimmer, Tess	18 DUCK	1:20.16
7	Bates, Elissa	21 TULS	1:22.23
8	Albert, Kelsey	23 UNAT	1:33.00
9	Ostberg, Kristen J	28 NCMS	1:20.35
10	Senne, Sarah	27 PCAT	1:21.00

**Heat 19 of 21 Finals**

1	Claycomb, Meredith A	27 NCMS	1:18.93
2	Lehner, Sarah C	29 YMTN	1:18.26
3	Humienny, Stacey	27 GSMS	1:16.41
4	Carter, Jamie L	27 NCMS	1:15.28
5	Cheetam, Meredith R	26 NCMS	1:14.47
6	Au, Lauren E	27 NEM	1:14.90
7	Jaescke, Susan M	26 NCMS	1:15.67
8	Enders, Carly	27 MTSC	1:17.44
9	Turner, Betsy	28 VMST	1:18.93
10	Dougherty, Erin M	29 REDT	1:19.71

**Heat 20 of 21 Finals**

1	Watterson, Laura A	27 NCMS	1:13.37
2	Russo, Claire C	28 VMST	1:11.91
3	Myers, Danielle E	27 VMST	1:11.06
4	Gromer, Karen	27 MOST	1:10.01
5	Fuchs, Lauren	25 CUBU	1:08.58
6	Krakauer, Amy L	26 NCMS	1:09.56
7	Capizzi, Stefanie	25 ROSE	1:11.04
8	Smith, Nicole M	29 UNAT	1:11.40
9	Lawlor, Elizabeth G	26 AGUA	1:12.55
10	Schildknecht, Margaret G	25 NCMS	1:13.98

**Heat 21 of 21 Finals**

1	Larson, Sarah	22 GAJA	1:17.34
2	Sturr, Ariana A	18 DUCK	1:15.27
3	Preslar, Jessie	22 GSMS	1:14.75
4	Letendre, Denise M	23 UNAT	1:14.00
5	Lawrence, Micah	21 NCMS	1:01.56
6	Lamour, Florence C	21 MINN	1:10.00
7	Cruz, Penelope	18 BCTM	1:14.70
8	Siegel, Jennifer	20 NITR	1:15.00
9	Arnold, Haley M	23 COLE	1:15.60
10	Moore, Jenna N	19 UTAH	1:17.50

**#24 Men 100 Yard Breaststroke**

Lane	Name	Age	Team	Seed	Time
4	Mitchell, Jack	85	GAJA		2:20.00
5	Corse, John D	88	HLJ		2:11.15
6	Larson, E Ole	91	NCMS		2:23.08

**Heat 1 of 30 Finals**

4	Mitchell, Jack	85 GAJA	2:20.00
5	Corse, John D	88 HLJ	2:11.15
6	Larson, E Ole	91 NCMS	2:23.08

## 2012 USMS Spring National Championships, Sanction #: 132-001

## Greensboro Aquatic Center

## Meet Program - Saturday, April 28, 2012

**Heat 2 (#24 Men 100 Yard Breaststroke)**

1	Knowles, Sr., Percival A	81 SWIF	2:05.74
2	Burgess, H. William	83 HIMA	1:58.19
3	Kortheuer, John D	81 NCMS	1:33.65
4	Woods, Albert H	83 GAJA	1:41.55
5	Bauman, John H	81 WMAC	2:05.63
6	Eisenklam, Peter A	69 ARIZ	1:44.62
7	Read, Phil E	69 GBM	1:46.00
8	Riddle, Peter E	74 SDSM	1:52.00
9	Frankenthaler, S E "bud"	78 GAJA	2:38.00

**Heat 3 of 30 Finals**

1	Lyons, Thomas F	78 VMST	1:58.81
2	Scheidelman, Ronald J	77 ADMS	1:51.71
3	Dobler, Wally E	78 GOLD	1:44.40
4	Best, Bob	79 SDSM	1:36.00
5	Stolz, Hal F	77 GAJA	1:31.99
6	Patten, Bob W	77 CMS	1:32.30
7	Bellem, Ray	75 ARIZ	1:36.66
8	Palmer, Pete	76 BMST	1:45.45
9	Barrett, Steve	78 NCMS	1:57.00
10	Dixon, Richard B	78 GAJA	2:04.30

**Heat 4 of 30 Finals**

1	Bleuel, Bart S	70 VCM	1:37.96
2	Truong, Dominique	73 PNA	1:36.00
3	Miller, David W	71 GAJA	1:31.35
4	Diamond, Louis H	72 ANCM	1:26.79
5	Loewe, Raymond D	70 UNAT	1:20.00
6	Laux, Michael A	70 CONN	1:22.41
7	Reid, Walt	71 PNA	1:27.81
8	Gadol, Louis C	70 NCMS	1:33.80
9	Zuur, James	71 TAM	1:37.19
10	Scharf, Ray	74 NCMS	1:41.15

**Heat 5 of 30 Finals**

1	Van Meeteren, Hans P	68 NCMS	1:36.23
2	Dudley, Bill	67 GAJA	1:31.17
3	Pohlmann, John T	68 SLAM	1:27.62
4	Zeigler, John V	66 GAJA	1:24.78
5	Sawyer, Dennis L	68 PNA	1:23.57
6	Corris, Robert B	67 WMAC	1:24.39
7	Fuenmayor, Jose	68 UNAT	1:25.78
8	Fletcher, Doug	69 NCMS	1:29.47
9	Abineri, David	68 UNAT	1:35.00
10	Maguire, Tom	69 GSMS	1:37.04

**Heat 6 of 30 Finals**

1	Saloga, Jim	66 UNAT	1:21.51
2	Brundage, Warner F	69 BRSM	1:20.36
3	Dannenberg, James	67 WMAC	1:20.00
4	Peterson, Steven B	65 PNA	1:16.80
5	Strand, Robert	66 ROSE	1:08.50
6	Boak, Thomas D	68 WMST	1:16.00
7	Cole, Henry E	67 COLU	1:19.11
8	Stafford, Rick A	65 PNA	1:20.19
9	List, Robert W	66 GSMS	1:21.37
10	Husson, Bob	66 NCMS	1:21.75

**Heat 7 of 30 Finals**

1	Purdie, John A	62 NCMS	1:40.00
2	Pillmore, Bill	64 NCMS	1:23.38
3	McFadden, J Edward	63 NCMS	1:22.39
4	Payne, (Earl R) Bob	61 NCMS	1:21.55
5	Lee, Terrence J	62 NCMS	1:19.80
6	Anderson, Craig	62 NCMS	1:20.99
7	Reid, Joe	63 GAJA	1:21.99
8	Manuel, John S	61 NCMS	1:22.75
9	Boyle, Michael F	60 RMST	1:39.25

**Heat 8 of 30 Finals**

1	Vazmina, Rudy J	61 SYSM	1:17.72
2	Mierzwa, Hank S	62 STON	1:12.83
3	Rogacki, Daniel J	64 NEM	1:12.61
4	Campana, James L	60 ELG	1:10.60
5	Walker, Rick B	61 SYSM	1:10.42
6	MacDonald, Lee H	60 CMS	1:10.50
7	Dougherty, Michael P	60 BOZE	1:12.06
8	Kerns, Hubie	62 VCM	1:12.70
9	Baker, John B	60 PNA	1:14.97
10	Frisch, David J	63 VMST	1:18.23

**Heat 9 of 30 Finals**

1	Harwart, Paul H	55 GAJA	1:44.66
2	Nakazawa, Muraji	55 RMST	1:34.37
3	Baars, Bryan	57 GCPS	1:28.58
4	Aucott, Stephen R	56 CPAC	1:20.12
5	Adcock, Richard P	56 PNA	1:18.41
6	Vizzari, Richard L	55 NWMS	1:19.00
7	Bottini, Mike	57 METR	1:24.45
8	Goldring, Michael	59 TNYA	1:30.61
9	McCrea, Bill	58 NCMS	1:35.68
10	Jing, Jung	56 UNAT	4:17.00

**Heat 10 of 30 Finals**

1	Reeder, Bill D	59 PNA	1:17.00
2	Caligiuri, Dan A	56 BLU	1:16.20
3	Lee, Doug	56 NCMS	1:14.75
4	Inglefield, Jody	57 NCMS	1:12.04
5	Schonholz, Steven	56 NEM	1:09.30
6	Colvard, Carl	56 STAN	1:09.30
7	Knowles, Percival A	57 SWIF	1:13.95
8	Roth, Bob	57 MARY	1:15.10
9	Lee, Stanley H	55 YCMS	1:16.89
10	Abbate, Gary A	57 TPIT	1:17.15

**Heat 11 of 30 Finals**

1	Haberek, Cork	55 SKY	1:09.10
2	Vestal, Neal L	57 GS	1:08.00
3	Hemmerle, Jamie	56 1776	1:07.50
4	Von Hoffmann, Gerard	56 NOVA	1:06.00
5	Groselle, Jack R	57 SYSM	1:04.26
6	Shead, Timothy M	59 GOLD	1:05.00
7	Neville, Richard	55 FAST	1:07.26
8	Finn, Peter R	58 DOC	1:07.88
9	Schmitz, Robert L	59 NCMS	1:08.48
10	Blatt, Michael J	56 VCM	1:09.12

**Heat 12 of 30 Finals**

2	Weller, Jeff	52 NCMS	1:20.00
3	O'Keeffe, John P	50 CMS	1:18.80
4	Grecco, Paul A	51 GMUP	1:14.92
5	Martin, Michael P	51 UNAT	1:14.00
6	Holshouser, Boyce Jay J	50 NCMS	1:14.60
7	Vargas, Glen A	51 SYSM	1:15.29
8	Rehanek, R Todd	50 GSMS	1:19.26
9	Convis, Bradley A	50 WAVA	1:32.37

**Heat 13 of 30 Finals**

1	Aumiller, Joe	54 MICH	1:12.46
2	D'Englere, Paul M	50 NCMS	1:12.14
3	Kretz, Russell A	50 NCMS	1:10.87
4	Malsbury, David B	50 VMST	1:09.00
5	Berryhill, Keith	52 RAY	1:08.50
6	Heinemann, William A	54 NIAG	1:08.74
7	Washburn, Jonathan W	54 NCMS	1:09.99
8	Pettibone, Chip	50 NEM	1:11.40
9	Procton, Bruce	50 NCMS	1:12.20
10	Brown, Phil	51 NEM	1:12.76

**Heat 14 of 30 Finals**

1	Ewing, Jack	51 USF	1:08.15
2	Reilly, Jeff M	50 1776	1:07.30
3	Holmberg, Tom	53 IM	1:07.18
4	Bank, Holden J	52 BLU	1:04.00
5	Guthrie, David M	51 TXLA	1:02.00
6	Dyer, Andy	53 AWJ	1:03.87
7	Brenner, Bill	53 SYSM	1:05.50
8	Matysek, Jim	52 SYSM	1:07.25
9	Vargas, Daniel	51 ARIZ	1:08.00
10	McLeod, Mark A	52 CSMT	1:08.20

**Heat 15 of 30 Finals**

3	Hunt, Steve	48 NCMS	1:27.00
4	Tucker, David E	48 NCMS	1:17.99
5	Bradley, Patrick J	46 STON	1:18.46
6	Engels, Detlef N	49 NCMS	1:27.84
7	Garner, Sam A	26 CUBU	1:09.03
8	Gomez, Edgardo	39 NCMS	1:24.29

**Heat 16 of 30 Finals**

1	Robinson, David S	47 NCMS	1:15.00
2	Mc Ginley, Patrick B	48 ROSE	1:13.61
3	Whitney, Timothy C	47 PCAT	1:12.00
4	Nannucci, Franco	45 NCMS	1:10.75
5	Harris, Mark E	49 ALEX	1:10.00
6	Neyland, Spencer B	47 REDT	1:10.67
7	Czander, Eric W	46 DCAC	1:11.15
8	O'Connell, Daniel C	46 NCMS	1:13.02
9	Sinitz, John	45 WMAC	1:13.90
10	Putney, Donald C	48 NCMS	1:15.36

**2012 USMS Spring National Championships, Sanction #: 132-001**

**Greensboro Aquatic Center**

**Meet Program - Saturday, April 28, 2012**

**Heat 17 (#24 Men 100 Yard Breaststroke)**

1	Wilson, Boyd E	48 NCMS	1:09.90
2	Goldman, Brian H	47 NCMS	1:08.00
3	Hilgen, Thomas H	47 NCMS	1:06.99
4	Mercer, Rich	48 BLU	1:05.18
5	Beatty, Dan C	46 GAJA	1:04.73
6	Condon, Doug	49 TVM	1:04.81
7	Smith, Jerry L	46 RATS	1:05.50
8	Edwards, Andy	47 IAMA	1:07.64
9	Johnson, Eric	45 ASAM	1:08.83
10	Baron, Kurt C	47 VCM	1:09.99

**Heat 18 of 30 Finals**

1	Jimison, Thomas N	47 UNAT	1:04.30
2	Jennings, Bob	46 NCMS	1:03.50
3	Livingston, Terry	45 BLU	1:03.00
4	Sims, David E	49 IM	1:02.01
5	Tuchler, Jim	47 IM	59.80
6	Marx, Jeff	47 NITR	1:01.40
7	Heber, Scott	45 DAMM	1:02.50
8	Hancock, Thomas	48 RATS	1:03.47
9	Wennborg, Lars A	49 NCMS	1:03.86
10	Mench, Edward H	45 SYSM	1:04.50

**Heat 19 of 30 Finals**

1	Weselman, Brad C	43 GAJA	1:30.00
2	Adcock, George E	40 NCMS	1:15.17
3	Pignatello, Anthony J	42 FBST	1:12.94
4	Korzeniowski, Mike	41 SKY	1:11.61
5	Lucero, Michael D	41 ROSE	1:11.60
6	LoCascio, Jim	42 UNAT	1:11.60
7	Steenhuis, Harm-Jan	44 SWAT	1:11.68
8	Kucharski, Michael R	44 GAJA	1:12.99
9	Kern, Paul E	43 NCMS	1:20.00
10	Carney, Kevin J	39 NCMS	1:17.64

**Heat 20 of 30 Finals**

1	Bell, Richard J	42 MESC	1:11.34
2	Camposino, Bernardo	41 FACT	1:11.00
3	Collins, Eric	40 SPM	1:10.71
4	Stuart, Steven J	43 GS	1:09.60
5	Gogulski, David H	43 NITR	1:08.62
6	Hillman, Allen F	44 SYSM	1:09.33
7	Barnhill, Kelly	44 NCMS	1:09.70
8	Stroie, Adrian	44 TBH	1:10.75
9	Gonzalez, Jose E	40 NCMS	1:11.25
10	Castleton, Tom	40 ROSE	1:11.40

**Heat 21 of 30 Finals**

1	Shattuck, Drew J	43 SUNF	1:07.76
2	Dietrich, Jim	41 NOVA	1:06.02
3	Benucci, Lorenzo	44 AWJ	1:05.00
4	Cox, Mark	44 TPIT	1:04.55
5	Hamilton, Nathan	43 SNM	1:04.30
6	Mackenroth, Jack	43 TNYA	1:04.33
7	Kennedy, Derek	43 GKMS	1:04.76
8	Finn, John P	43 NCMS	1:05.25
9	Kollins, Scott H	42 NCMS	1:07.50
10	McGrath, Jim G	43 NCMS	1:08.30

**Heat 22 of 30 Finals**

1	Doherty, Todd S	41 PNA	1:03.74
2	Baleka, Siphwe K	41 UNAT	1:01.63
3	Goodison, Michael R	40 TERR	1:00.78
4	Santos, Roque J	44 WCM	58.30
5	West, Steve T	40 NOVA	56.54
6	Torres, Todd	43 NCMS	58.10
7	Solano, Abraham E	42 SKY	1:00.26
8	Williams, Neill	44 DCAC	1:01.03
9	Lee, Michael P	44 MARY	1:03.69
10	Mugford, Stephen A	44 NEM	1:03.82

**Heat 23 of 30 Finals**

1	Soule, Ben T	38 HSAM	1:11.38
2	Glass, Mark W	37 WMST	1:10.84
3	O'Donnell, John E	38 NCMS	1:10.23
4	Jackson, Scott J	37 NOVA	1:06.15
5	Huggins, Dale R	39 TXLA	1:02.90
6	El Dokor, Tarek A	36 PHX	1:04.90
7	Moon, WonKee	37 DCAC	1:09.09
8	Peterson, Erik	38 NCMS	1:10.40
9	Aber, Dan	38 NCMS	1:11.27
10	Owen, Jeffrey J	37 NCMS	1:13.21

**Heat 24 of 30 Finals**

1	Lee, Mark K	37 NCMS	1:01.82
2	Kesler, Patrick N	36 GSM	1:01.02
3	Mason, Michael	38 ROSE	1:00.89
4	Christoffel, Ben J	36 INDY	57.84
5	Shefchik, Byron	37 GAJA	57.12
6	Morris, Chad	35 MGM	57.70
7	Eisenhuth, Matthew S	38 CMS	58.20
8	Butcher, Rob	39 SYSM	1:01.00
9	Jacobson, Brian L	38 MINN	1:01.39
10	Stich, Darryl D	36 WMAC	1:02.14

**Heat 25 of 30 Finals**

1	Abreu, Joel	31 BCTM	1:13.60
2	Holsman, Trent T	31 TOC	1:08.10
3	Silver, Isaac M	33 FACT	1:07.93
4	Kreel, Nathaniel E	33 NCMS	1:06.41
5	Allen, Benjamin	31 NCMS	1:06.95
6	McGowan, Sean M	31 AGUA	1:08.00
7	Kirk, Bryan	30 RNVS	1:09.27
8	Gustafson, Daniel T	26 BCTM	1:07.23
9	Schildknecht, Calvin E	27 ARKM	1:07.04
10	Johnson, Luke B	29 HOPK	1:07.37

**Heat 26 of 30 Finals**

1	Thorpe, Nick	32 OREG	1:04.41
2	Brussow, Chris	34 UTAH	1:04.00
3	Cassella, Ryan G	30 CAT	1:02.10
4	Knowles, Jeremy D	30 SWIF	1:00.00
5	Nagy, Joe	31 REDT	57.93
6	Schmidt, Matthew B	34 WH2O	59.10
7	Bathazi, Istvan	33 BLU	1:00.22
8	Durieux, Chad A	32 ROSE	1:02.47
9	Nguyen, Son	32 MESC	1:04.26
10	Kendig, Jamie M	31 SYSM	1:04.88

**Heat 27 of 30 Finals**

1	Cleary, Kevin H	28 OREG	1:05.71
2	Humphrey, John	29 UNAT	1:03.84
3	Kouri, Drew P	26 RICE	1:02.80
4	Hagerty, Edward F	28 AGUA	1:02.13
5	Lundquist, Bryan	26 NCMS	1:00.01
6	Moon, Matthew	25 MBAC	1:01.13
7	Swenson, Christopher N	29 GSM	1:02.47
8	Baccich, Thorn	29 NCMS	1:03.40
9	Constandse, Wesley	25 UTAH	1:04.30
10	Helfers, Edward D	29 ARMS	1:05.91

**Heat 28 of 30 Finals**

1	Wohl, Adam M	25 MICH	58.21
2	Dorr, John W	28 TOC	58.00
3	Wohl, Daniel P	27 BGSC	57.68
4	Deery, Kyle B	27 SYSM	56.52
5	Knight, Eric	25 NCMS	54.45
6	Carlson, Eric	27 ROSE	55.84
7	Gans, Egan	26 TOC	57.00
8	King, Nathan P	27 UNAT	57.75
9	Swenson, Eric J	26 AWJ	58.19
10	Tillman, Jeremy R	29 AGUA	59.31

**Heat 29 of 30 Finals**

1	Semmons, Alex	19 HMS	1:20.08
2	Olden, Levi	21 HMS	1:17.34
3	Jackson, Alex A	20 MTMS	1:10.87
4	Wiley, DJ	22 UTAH	1:10.10
5	Alcantar, Eduardo	19 PNA	1:08.67
6	Ellis, Haywood C	21 NCMS	1:10.00
7	Rhodes, Kevin R	19 DUCK	1:10.69
8	Shelnut, Daniel	19 PNA	1:12.00
9	Hardin, Channing M	20 FSYM	1:20.00

**Heat 30 of 30 Finals**

1	Waters, Matthew	23 NCMS	1:07.45
2	Bower, Kenny G	24 TOC	1:04.54
3	Dolar, Kevin I	24 USF	1:00.86
4	Thomas, Chandler P	22 NCMS	55.77
5	Westby, Nelson O	24 NCMS	54.20
6	Keefer, Elliot	23 NCMS	54.50
7	Schildknecht, Peter E	22 ARKM	58.25
8	Warner, Adam S	24 SAMY	1:01.50
9	Ganiyev, Doston	24 CMS	1:06.96
10	DeHart, Morgan L	23 MARY	1:08.13

**#25 Women 50 Yard Freestyle**

Lane	Name	Age	Team	Seed	Time
2	Sokolik, Terry	84	VMST		52.27
3	Coleman, Jill	81	MARY		46.67
4	Kornfeld, Maurine E	90	MVN		57.39
5	Willard, Juanita A	92	NCMS		1:43.20
6	Dunivin, Anne A	95	GAJA		1:45.07
7	Stone, Marjorie	88	GCPS		52.27
8	Fasbender, Alice J	73	SMM		1:07.14

**Heat 1 of 40 Finals**

2	Sokolik, Terry	84	VMST	52.27
3	Coleman, Jill	81	MARY	46.67
4	Kornfeld, Maurine E	90	MVN	57.39
5	Willard, Juanita A	92	NCMS	1:43.20
6	Dunivin, Anne A	95	GAJA	1:45.07
7	Stone, Marjorie	88	GCPS	52.27
8	Fasbender, Alice J	73	SMM	1:07.14

## 2012 USMS Spring National Championships, Sanction #: 132-001

## Greensboro Aquatic Center

## Meet Program - Saturday, April 28, 2012

**Heat 2 (#25 Women 50 Yard Freestyle)**

1	Mock, Ruth S	79 COLM	1:22.00
2	Granath, Anne W	77 NCMS	50.32
3	Kremer, Sandra	75 NCMS	46.00
4	Detrick, Johnnie	76 VMST	34.44
5	Little, Jeanne	75 MVN	34.00
6	White, Rachel	77 NCMS	44.75
7	Pipes, Adrienne S	77 SDSM	46.73
8	Miller, Kay	77 GCPS	1:08.14
9	Verth, Ann	70 SYSM	50.00
10	Bruegmann, Heide	70 NEM	1:05.46

**Heat 3 of 40 Finals**

1	Coakley, Marian W	74 NEM	42.17
2	Walker, Laura S	74 VMST	39.26
3	Clifford, Gynt	73 MOST	34.72
4	Birkhead, Jane C	71 MOST	32.88
5	Schreiner, Beth	71 VMST	30.90
6	Ridout, Nancy J	70 TAM	32.50
7	Frid, Barbara	70 OREG	33.20
8	Newell, Sally	74 INDY	38.15
9	Blackwell, Ceil W	71 NCMS	42.00
10	Getzendaner, Janet J	71 PNA	43.60

**Heat 4 of 40 Finals**

2	Klotz, Camille A	66 NCMS	1:04.33
3	Perryman, Sue	68 NCMS	48.64
4	Hovey, Mary Anna	69 NCMS	39.61
5	Rice, Jane I	66 NCMS	41.40
6	Brooks, S A M	68 NCMS	1:02.03
7	Kester-Hedrick, L'Louise	57 UNAT	43.24
8	Richardson, Carol P	57 NCMS	38.55
9	Shelnutt, Sandra K	56 GAJA	43.00

**Heat 5 of 40 Finals**

1	Buccino, Vicki	66 SMS	38.47
2	Hill, Marcia M	67 AGUA	36.56
3	Dillon, Sally A	65 PNA	34.17
4	Kranpitz, Nancy	67 WMAC	33.49
5	Webb, Linda	66 SFTL	32.83
6	Welch, Sarah	65 PNA	33.20
7	Bennett, Ruth R	65 CUBU	33.67
8	Ackley, Ella B	69 MM	36.53
9	Conkey, Nancy	67 SNM	38.10
10	Roddin, Ruth A	69 ANCM	39.00

**Heat 6 of 40 Finals**

1	Ptak, Cheryl H	64 VMST	1:44.26
2	Braswell, Barbara C	60 NCMS	40.10
3	Koeffler, Kristin K	60 WMAC	36.50
4	Stetson, Margaret A	60 NCMS	36.00
5	Calkins, Lynda J	62 VMST	35.58
6	Felton, Linda R	61 FACT	35.59
7	Glines, Susie L	60 NEM	36.30
8	Luck, Lorinda E	61 ARIZ	37.37
9	Preller, Joan K	63 GSMS	41.10
10	Hood, Patricia B	56 1776	36.24

**Heat 7 of 40 Finals**

1	Schneider, Margo M	64 GAJA	35.14
2	Havel, Germaine L	63 WMAC	34.71
3	Burke, Betty	61 1776	33.13
4	Guthrie, Sally K	62 MICH	30.78
5	Davis, Charlotte M	61 PNA	28.00
6	Miller, Celeste	62 SNM	29.90
7	Flinn, Emma	62 NCMS	32.60
8	Tevis, Maggie H	64 RHMS	34.32
9	Vogel, Aileen E	60 ELG	34.78
10	Godwin, Margaret T	63 NCMS	35.57

**Heat 8 of 40 Finals**

1	Ruebel, Deb	55 NCMS	34.85
2	Blatt, Cindy S	58 VCM	33.15
3	Ehlers, Shawn A	55 AGUA	32.40
4	Hughes, Maureen C	58 GOLD	32.00
5	DeMere, Susan D	56 GS	31.46
6	Moore, Mary	55 MGM	31.84
7	Hilton, Patti K	59 GSMS	32.21
8	Lynch, Carol A	55 METR	32.51
9	Poole, Cindy	55 NCMS	33.26
10	Medendorp, Margy	58 NCMS	35.00

**Heat 9 of 40 Finals**

1	Wymelenberg, Lynn A	56 RMST	30.25
2	Beach, Lynn	55 GAJA	29.90
3	Glassman, Debbie A	58 PNA	28.90
4	Rosener, Karen K	58 CMS	28.70
5	Sargeant, Ann A	58 GOLD	27.46
6	Lippold, Mary B	56 PNA	28.10
7	Hilpert, Bess	56 TXLA	28.76
8	Wolff, Melinda S	59 1776	29.22
9	Grilli, Tracy L	55 NEM	30.06
10	Coakley, Lisa	57 ALEX	30.27

**Heat 10 of 40 Finals**

1	Pujols, Maria D	52 NCMS	42.06
2	Marshfield, Ann K	53 O*H*	36.80
3	Acampora, Sue	51 NCMS	35.43
4	Alferi, Anne	52 UNAT	33.16
5	Chappell, Melinda E	51 GSMS	31.01
6	Krugman, Elaine	50 GAJA	33.03
7	Gates, Amy	54 NCMS	34.89
8	Lee, Ashley	54 NCMS	36.07
9	Seay, Nancy	52 NCMS	37.57

**Heat 11 of 40 Finals**

1	Collins, Elizabeth J	51 SWIF	30.86
2	Dixon, Louise	52 NCMS	30.83
3	Dawson, Mandy	50 RMST	30.23
4	Lavery, Catherine F	53 GAJA	30.06
5	Harrington, Jeannie	50 SKY	29.83
6	Tiska, Patty A	52 NCMS	29.91
7	Van Cleave, Julie M	53 WMAC	30.14
8	Barrell, Sharon M	50 NCMS	30.23
9	Field, Joanne W	54 WMAC	30.84
10	Hardison, Kathleen K	53 NCMS	31.00

**Heat 12 of 40 Finals**

1	Kirkpatrick, Laura A	52 UNAT	29.65
2	Woodard, Alis Rojas	51 NCMS	29.61
3	Spence, Denise	52 NEM	29.21
4	Hajost, Cynthia M	52 RMST	28.56
5	Doyle, Deanna	54 SYSM	28.00
6	Lockhart, Christine N	53 SRM	28.50
7	Brightwell, Kim M	52 RMST	28.71
8	Waters, Amy	50 GBM	29.24
9	Lindley, Jane	50 PNA	29.63
10	Cherewka, Sandy T	52 CPAC	29.71

**Heat 13 of 40 Finals**

1	Rohner, Patricia A	52 NCMS	27.90
2	Payne, Lori A	52 SLAM	27.84
3	Tatnall, Suzy C	52 CMS	27.68
4	Wenzel, Chris	52 FLAQ	27.37
5	Petersen, Stephanie O	50 SLAM	27.00
6	Ingraham, Susan R	52 MOST	27.20
7	Groselle, Laura L	51 SYSM	27.45
8	Thomas, Ann B	52 SFTL	27.69
9	Stokes, Karin E	51 NEM	27.86
10	Kobayashi, Yumiko	50 NEM	28.00

**Heat 14 of 40 Finals**

1	Crouch, Kim	50 CMS	26.62
2	Jones, Eney	51 BLU	26.11
3	Estabrook, Mary B	50 MESC	25.75
4	Walsh, Sue	50 NCMS	25.37
5	Pipes-Neilsen, Karlyn	50 SDSM	24.92
6	Livingston, Leslie C	50 GMUP	25.30
7	Dahl, Lisa A	50 PNA	25.39
8	Garnier, Kathy L	51 CMS	26.05
9	Heuer, Brigitte	51 WMST	26.29
10	Fedako, Cathy A	50 SYSM	26.85

**Heat 15 of 40 Finals**

1	Tomlin, Elizabeth S	46 NCMS	43.33
2	Disher, Charlotte W	49 NCMS	38.65
3	Yamashita, Mikiko	45 REDT	34.88
4	Edmunds, Julie	46 NCMS	34.24
5	Withers, Lorraine T	48 NCMS	33.38
6	McClure, Pam	48 RAY	34.06
7	Lindquist, Dana W	49 NCMS	34.56
8	Olinger, Amy M	47 FSYM	36.78
9	Albert, Catherine	47 UNAT	40.00
10	Moore, Deborah S	49 GAJA	1:00.00

**Heat 16 of 40 Finals**

1	Boileau, Ute C	49 CMS	33.20
2	Creighton, Lisa M	45 NCMS	30.40
3	Freund, Shelle	47 WMST	29.42
4	Young, Barbara A	49 NCMS	29.27
5	Jaeger, Debbie K	49 VMST	29.22
6	Labelle, Laura L	47 WH2O	29.26
7	Soraghan, Marilyn L	45 NEM	29.29
8	Mac Gregor, Ellen	45 MACH	30.00
9	Rossi, Leann M	45 ART	31.23
10	Rehanek, Rhonda G	48 GSMS	33.37

## 2012 USMS Spring National Championships, Sanction #: 132-001

## Greensboro Aquatic Center

## Meet Program - Saturday, April 28, 2012

**Heat 17 (#25 Women 50 Yard Freestyle)**

1	Thilker, Lisa A	46 CMS	29.12
2	Burns, Molly J	46 NCMS	29.03
3	Hooe, Donna L	49 GAJA	28.93
4	Mestecky, Rowan	45 REDT	28.74
5	Donovan, Kim M	48 NEM	28.50
6	Cahill, Janet C	45 SMST	28.60
7	Thompson, Janice	48 COLM	28.79
8	Gulley, Wendy	46 NEM	29.00
9	Clark, Dawn	47 SPM	29.05
10	Riner, Betsy	45 CMS	29.17

**Heat 18 of 40 Finals**

1	Carr, Kate	45 PNA	28.40
2	Kellinger, Jenny M	49 VMST	28.02
3	Perdue, Tammy O	49 NCMS	27.88
4	Sappey, Collette H	47 CMS	27.60
5	McFarlane, Tracey D	45 BLU	27.50
6	Stone, Stephanie	45 PCAT	27.50
7	Lindroos, Pamela M	46 NCMS	27.80
8	Johnson, Mindy	48 RMST	28.00
9	Fuss, Karen K	46 GSMS	28.20
10	Johansson, Hanna L	45 PNA	28.46

**Heat 19 of 40 Finals**

1	Harris, Susan	46 MICH	27.25
2	Wolff, Celia	46 NCMS	27.20
3	Welting, Lauren K	46 TOC	25.99
4	Wager, Susan	46 REDT	24.72
5	Willeboordse, Fall	46 BCTM	24.16
6	Rapuano, Lisa O	46 NBAC	24.37
7	Patterson, Annette W	46 VMST	25.65
8	Redfield, Carol A	46 NCMS	26.90
9	Groves, Lisa J	47 MACH	27.24
10	Neese, Lynn S	45 NCMS	27.32

**Heat 20 of 40 Finals**

2	Ewen, Chrystena E	38 NEM	31.22
3	McLeod-Crady, Jennifer	37 MVN	29.66
4	Angelada-Jao, Jennifer S	38 NCMS	29.35
5	Swain, Jayme S	37 ARMS	29.45
6	Hall, Virginia R	39 NCMS	29.99
7	Frey, Bridget K	39 NCMS	35.40
8	Jamison, Darlene	42 NCMS	1:11.00

**Heat 21 of 40 Finals**

1	Caskey, Laura S	44 NCMS	48.00
2	Weselman, Kelly O	41 GAJA	35.36
3	Nacos, Julie K	42 AGUA	32.53
4	Maly, Cleary	42 QMST	31.96
5	Settimi, Nora	41 WMAC	30.77
6	Staub, Heidi L	42 NCMS	30.94
7	Bodenheimer, Tracy A	42 NCMS	32.10
8	Hynes, Shawn M	42 ARMS	34.76
9	Hurt, Connie L	43 NCMS	43.01
10	Pohnert, Anne M	44 RMST	49.64

**Heat 22 of 40 Finals**

1	Waldrop, Justine	41 TGM	30.35
2	Ayala, Jennifer D	42 VMST	29.81
3	St Jean, Rebecca V	41 CFYM	29.37
4	Duncan, Nancy J	44 NCMS	29.29
5	Hendricks, Geneve E	43 WM	29.16
6	Greene, Dana M	43 NCMS	29.28
7	Dempsey, Michelle	42 NCMS	29.29
8	Rhodes, JerriLynn	44 NCMS	29.50
9	Campbell, Tara L	41 1776	30.33
10	Fahey, Lisa	41 AGUA	30.36

**Heat 23 of 40 Finals**

1	Vander Haegen, Geraldine E	44 PNA	29.05
2	Segraves, Ann M	41 MVN	28.97
3	Marshall, Sabina H	42 GSMS	28.59
4	Sinitz, Cheryl	43 WMAC	28.43
5	Bryan, Becky	43 NCMS	28.20
6	Moore, Jill H	41 NCMS	28.35
7	Reimer, Shelley B	42 PNA	28.53
8	Martin, Lisa W	44 NCMS	28.83
9	LaChapelle, Tracy N	42 NEM	29.00
10	Gende, Gretchen M	42 PNA	29.11

**Heat 24 of 40 Finals**

1	Henson, Susan P	42 GAJA	28.16
2	Cantrell, Connie S	41 MICH	28.05
3	Neuendorf, Donna M	43 NEM	27.68
4	Hageman, Heather M	41 NCMS	27.60
5	Richardson, Kim G	43 CMS	27.32
6	Buckley-Kornatz, Jennifer A	40 NCMS	27.50
7	Stewart, Ann K	41 GOLD	27.62
8	McPherson, Chris	44 NASH	27.93
9	Millerd, Michelle A	41 NEM	28.06
10	Maycock, Cary W	43 NCMS	28.19

**Heat 25 of 40 Finals**

1	Stone, Julie D	41 HOPK	27.04
2	Werner, Haleigh A	43 PNA	26.91
3	Quarantino, Aimee M	42 CMS	26.50
4	Tiltmann, Heather M	40 WMAC	25.31
5	Braun, Erika L	40 NCMS	23.49
6	Eldridge, Beth	42 MOVY	23.89
7	DeHaven, Kathleen	40 CMS	25.61
8	Pellegrini, Traci A	42 COLU	26.87
9	Conlin, Cheryl	43 CUBU	27.00
10	Hulett, Jennifer A	43 SFTL	27.12

**Heat 26 of 40 Finals**

1	Ashmann, Chericka L	38 PNA	29.11
2	Jacobson, Kristan N	39 QMST	28.46
3	Bryant, Lynn	39 USF	28.21
4	Hankins, Malena	38 GAJA	27.89
5	Molina, Patricia A	36 NITR	27.65
6	Hindle, Lori D	36 NEM	27.78
7	Lawrie, Dawn J	36 COLU	28.15
8	Duque, Diana C	39 NCMS	28.22
9	Bellin, Melissa	39 GERM	28.52
10	Lewis, Breana L	35 SKY	29.26

**Heat 27 of 40 Finals**

1	Limke, Tobi L	37 NBAC	27.20
2	Maguire, Rose K	36 REDT	27.00
3	Lloyd, Kimberly K	39 NEM	26.77
4	Garth, Christy L	38 NCMS	26.20
5	Schaetz, Trina R	39 WMAC	24.30
6	Lindauer, Kerry	37 NCMS	24.83
7	Broussard, Katie J	37 GOLD	26.50
8	Pelletier, Hillary	35 NEM	26.79
9	Kyff, Jennifer J	38 METR	27.10
10	Wood, Janet M	35 GSMS	27.23

**Heat 28 of 40 Finals**

1	Stemper, Michelle A	34 RAY	37.68
2	Klossner, Rebecca	30 NCMS	36.00
3	Dowtin, Emily L	32 NCMS	34.00
4	Craft, Jenny H	31 PALM	32.15
5	Webb, Katie	32 VMST	30.24
6	Yates, Tammy L	30 NCMS	31.20
7	Sinder, Tiffany M	31 REDT	32.35
8	Koepfel, Kacey J	32 REDT	35.00
9	Heller, Elizabeth A	31 SFTL	37.45
10	Medendorp, Rebecca B	30 NCMS	50.78

**Heat 29 of 40 Finals**

1	Mulcahy, Shannon	34 FISH	29.21
2	Yocum, Kari	34 PALM	29.20
3	Cohen, Rachel F	34 REDT	29.10
4	Gould, Meganne	31 NCMS	28.83
5	Quattropani, LeeAnne	33 NCMS	28.62
6	Schoenlank, Julie A	32 METR	28.65
7	Felton, Tanya	33 UNAT	29.00
8	Blue, Laura E	33 NCMS	29.16
9	Bucierka, Suzanne G	32 NCMS	29.20
10	Brandle, Jamie L	30 CPAC	30.12

**Heat 30 of 40 Finals**

1	Old, Catherine A	34 NCMS	27.96
2	Howland, Heather	31 IM	27.90
3	Schneider, Erin E	33 WMAC	27.59
4	de Hart, Jenny E	34 STON	27.39
5	Zerhusen, Megan	32 SKY	27.24
6	Wheeler, Brooke E	32 UNAT	27.32
7	Nappi, Keri	34 NEM	27.41
8	Frisch, Alexandria	33 UNAT	27.66
9	Losego, Jessica	30 NCMS	27.90
10	Dahl, Jenny	30 NCMS	28.00

**Heat 31 of 40 Finals**

1	Helms, Marie	32 NCMS	26.90
2	Medendorp, Meghan M	30 NCMS	26.26
3	McMeen, Lyndsay C	32 GSM	25.95
4	Hildebrand, Dawn	31 NCMS	25.17
5	Chance, Danielle R	30 BLU	24.75
6	Vucnich, Elizabeth A	31 WH2O	25.12
7	Laughna, Kaye-Lani M	32 NEM	25.60
8	Chavez, Marcela	33 GAJA	26.00
9	Taraska, Veronica	33 O*H*	26.72
10	Keto, Alexis D	33 CMS	26.99

2012 USMS Spring National Championships, Sanction #: 132-001

Greensboro Aquatic Center

Meet Program - Saturday, April 28, 2012

**Heat 32 (#25 Women 50 Yard Freestyle)**

3	Proctor, Elizabeth A	27 NCMS	40.00
4	Houseal, Rebecca L	29 NCMS	30.06
5	Burgess, Erika A	29 NCMS	34.00
6	Argo, Emily E	24 NCMS	34.00
7	Hausheer, Camille V	24 REDT	41.00

**Heat 33 of 40 Finals**

1	Lehner, Sarah C	29 YMTN	30.00
2	Moore, Elizabeth D	26 NCMS	29.88
3	Mathews, Erin	26 MARY	28.64
4	Plummer, Stephanie J	29 NCMS	28.63
5	Mathey, Alison E	27 ARMS	28.60
6	Morris, Alexis L	29 NCMS	28.62
7	Bush, Erin A	26 SWSF	28.63
8	Keaney, Alice	29 NCMS	29.00
9	Medendorp, Amanda J	26 NCMS	29.91
10	Murray, Christine E	27 UNAT	30.00

**Heat 34 of 40 Finals**

1	Dickman, Rachel E	25 MGM	28.51
2	Sonstegard, Morgan A	27 PMST	28.25
3	Tully, Natalie	25 MGM	28.02
4	Greenawalt, Anne	27 CPAC	27.90
5	Kelly, Kaymee	27 CFYM	27.76
6	Smith, Kristen B	28 NCMS	27.86
7	Siefers, Andrea M	26 NCMS	27.96
8	Lawlor, Elizabeth G	26 AGUA	28.11
9	Ganey, Stephanie D	25 SYSM	28.31
10	Duhaime, Susan A	29 MICH	28.56

**Heat 35 of 40 Finals**

1	Pool, Alexia	26 NCMS	27.50
2	Bachman, Blaire	25 BM	27.32
3	Watterson, Laura A	27 NCMS	27.01
4	Espiritu, Vicki	26 TVM	26.12
5	Davidoff, Cara	26 TOC	25.99
6	Tudor, Erin S	25 VMST	26.00
7	Evans, Marlana M	28 NCMS	26.64
8	Senne, Sarah	27 PCAT	27.08
9	Cheetham, Meredith R	26 NCMS	27.39
10	Schildknecht, Margaret G	25 NCMS	27.53

**Heat 36 of 40 Finals**

1	Au, Lauren E	27 NEM	25.94
2	Bonney, Erin R	29 NCMS	25.50
3	Cutter, Kyle	26 NEM	25.11
4	Reilly, Erin P	26 TOC	24.62
5	O'Donnell-McCarthy, Fiona	25 TOC	24.42
6	Gill, Meg B	27 TOC	24.48
7	Bishop, Brooke A	25 TOC	24.99
8	Siegele, Jessica	28 NCMS	25.32
9	Shuss, Audrey	28 CMS	25.75
10	Mohorn, Heather D	25 FINS	25.97

**Heat 37 of 40 Finals**

1	Woods, Morgan M	24 NCMS	33.33
2	Bernat, Joely	23 AGUA	30.16
3	Henderson, Sierra P	20 HMS	29.54
4	Divelbiss, Madison L	19 PNA	28.70
5	Hoffman, Lauren E	20 DUCK	28.52
6	Moore, Jenna N	19 UTAH	28.60
7	Barringer, Danika	20 HMS	29.00
8	Rauchwarter, Lauren	23 TGM	29.88
9	Forney, Emily J	23 NCMS	30.46
10	Olson, Geneva D	19 PNA	34.00

**Heat 38 of 40 Finals**

1	Pulley, Katherine	21 UTAH	28.50
2	Oliver, Cassandra J	23 GS	28.00
3	Stewart, Kelsey L	20 DUCK	27.95
4	Trabue, Kelsey L	22 NCMS	27.75
5	Fisher, Katelyn A	18 CSMT	27.50
6	Baumann, Mary Kate	24 BCTM	27.74
7	Pelaez, Cristina D	24 NOVA	27.86
8	Bunnell, Christie	19 UTAH	27.99
9	Cox, Ashley B	20 NCMS	28.28
10	Mitchell, Cassandra J	24 GKMS	28.51

**Heat 39 of 40 Finals**

1	Miller, Jenna L	20 GSMS	27.44
2	Arnold, Haley M	23 COLE	27.35
3	Siegel, Jennifer	20 NITR	27.10
4	Reiss, Victoria	22 UNAT	26.70
5	Lewinski, Katie	22 TGM	26.22
6	Kay, Taylor A	19 DUCK	26.50
7	Mondelli, Gabriella E	20 NCMS	26.93
8	Krimmer, Tess	18 DUCK	27.28
9	Larson, Sarah	22 GAJA	27.42
10	Proctor, Sarah K	24 NCMS	27.49

**Heat 40 of 40 Finals**

1	Preslar, Jessie	22 GSMS	26.07
2	Koran, Mary Ellen I	24 VSM	25.80
3	Biggs, Brittany A	22 CMS	25.50
4	Kehe, Sarah E	24 UNAT	25.20
5	Kennedy, Madison	24 NCMS	22.56
6	Spencer, Rachel	19 UTAH	25.00
7	Seed, Caitlin C	24 CAT	25.22
8	Kearney, Kathryn	21 NCMS	25.74
9	Priddy, Megan E	24 CMS	25.99
10	Shockey, Kayla	18 UNAT	26.13

**#26 Men 50 Yard Freestyle**

Lane	Name	Age	Team	Seed	Time
2	Siegel, Herbert	89	NITR		1:45.00
3	Adams, William H	85	FACT		56.00
4	Hall, Francis M	85	VMST		45.00
5	Corse, John D	88	HLJ		43.30
6	Graves, Edwin H	88	FACT		49.05
7	Schalla, Gordon J	85	WMAC		57.11
8	Holmes, Rogers B	90	FACT		55.00
9	Taylor, John C	90	GAJA		1:30.00

**Heat 2 of 56 Finals**

2	Anderson, Graham M	80 GAJA	45.30
3	Barr, Clifford	81 GOLD	43.59
4	Manheim, Frank T	81 RMST	36.00
5	Kortheuer, John D	81 NCMS	32.95
6	Woods, Albert H	83 GAJA	35.82
7	Conkey, Jim	80 SNM	40.63
8	Beach, Robert E	81 SPM	45.00
9	Neubig, Philip H	82 BMST	58.00

**Heat 3 of 56 Finals**

2	Konitz, Clifford F	76 FISH	49.31
3	Chisholm, Dick	77 O*H*	37.69
4	Plummer, Mark A	75 CMS	35.40
5	Dobler, Wally E	78 GOLD	33.30
6	Maher, Owen C	77 VMST	34.00
7	Sorel, Edward W	76 NEM	37.14
8	Dixon, Richard B	78 GAJA	46.21
9	Frankenthaler, S E "bud"	78 GAJA	1:05.00

**Heat 4 of 56 Finals**

1	Dykstra, Bill	75 GOLD	32.23
2	Ascherfeld, Ray	76 GCPS	31.53
3	Blake, William V	75 MOST	31.10
4	Mitchell, Clarke E	79 NCMS	30.97
5	Bailie, Bob	76 WMST	29.87
6	Best, Bob	79 SDSM	30.50
7	Robertson, William F	75 TGM	31.10
8	Shechter, Stanley J	79 AGUA	31.50
9	Rauch, Will	77 LVM	32.00
10	Thayer, George D	76 OREG	32.23

**Heat 5 of 56 Finals**

2	Santini, JG	72 NCMS	56.00
3	Thomas, Nate	74 ZEN	39.90
4	Scharf, Ray	74 NCMS	33.46
5	Caldwell, Benjamin E	71 NCMS	33.27
6	Zuur, James	71 TAM	33.29
7	Wood, Craig A	71 ETEX	38.00
8	Walker, Craig P	72 MYST	43.72

**Heat 6 of 56 Finals**

1	Clark, Jerry	74 NCMS	30.00
2	Hamada, Ahmed G	73 GOLD	29.68
3	Kennedy, David A	70 TTM	28.50
4	Murff, Don	70 TXLA	28.00
5	Landis, Tom	70 OREG	26.00
6	Van Horn, William G	73 TOC	28.00
7	Verth, Tom	73 SYSM	28.05
8	Gadol, Louis C	70 NCMS	29.03
9	Bledsoe, Dennis R	73 WCM	29.73
10	Hall, Floyd S	70 MOVY	31.90

**Heat 7 of 56 Finals**

3	Maguire, Thomas P	48 NCMS	35.54
4	Alston, Robert L	47 NCMS	41.02
5	Devennish, Edward B	67 NAM	37.88
6	Himwich, Alec	67 NCMS	42.90
7	Garrett, Jeff	57 NCMS	45.00
8	Purdie, John A	62 NCMS	36.50

## 2012 USMS Spring National Championships, Sanction #: 132-001

## Greensboro Aquatic Center

## Meet Program - Saturday, April 28, 2012

**Heat 8 (#26 Men 50 Yard Freestyle)**

1	Woods, Tom M	69 VMST	36.00
2	Read, Phil E	69 GBM	34.00
3	Dannenber, James	67 WMAC	33.00
4	Sawyer, Dennis L	68 PNA	32.32
5	White, Bernard T	68 NCMS	30.10
6	Gallagher, Tom	67 AGUA	32.32
7	Pohlmann, John T	68 SLAM	32.86
8	Frogley, Chris S	68 VMST	33.27
9	Orrock, Charles D	68 FSYM	35.32
10	Waters, Buddy	68 NCMS	37.13

**Heat 9 of 56 Finals**

1	Shaffer, Craig A	65 ARIZ	29.81
2	Smith, Dave	67 ELG	29.74
3	McGee, Terry R	67 FACT	29.10
4	McCormick, Paul	65 CMS	28.56
5	Straka, Peter	69 TYMS	28.30
6	Chinn, Bennett T	65 GAJA	28.50
7	Dudley, Bill	67 GAJA	28.75
8	Benda, Peter M	69 NCMS	29.50
9	Peterson, Steven B	65 PNA	29.80
10	Brown, Bill	66 NCMS	30.06

**Heat 10 of 56 Finals**

1	List, Robert W	66 GSMS	28.16
2	Whitley, John K	69 LJSM	27.84
3	Kehoe, Bob	65 OREG	27.65
4	Meyerhoff, Rick	65 TAM	27.00
5	Elder, James E	68 TOC	25.50
6	Lodwig, Keefe L	68 SYSM	26.60
7	Brzezinski, Jay	65 PALM	27.21
8	Amundsen, Joseph S	66 1776	27.74
9	Willert, Dan T	69 WCM	27.84
10	Boak, Thomas D	68 WMST	28.20

**Heat 11 of 56 Finals**

1	Payne, (Earl R) Bob	61 NCMS	32.15
2	Ratterman, George	64 NCMS	30.72
3	Miller, Jim W	61 VMST	30.26
4	McFadden, J Edward	63 NCMS	29.84
5	Pillmore, Bill	64 NCMS	29.58
6	Langendorfer, Stephen J	61 FISH	29.59
7	Rensink, Rick	60 NCMS	30.01
8	Beachler, Michael P	60 NCMS	30.58
9	Class, Patrick L	63 SNM	30.75
10	Woods, Kennon A	60 NCMS	33.33

**Heat 12 of 56 Finals**

1	Holbrook, Russell	60 NCMS	28.77
2	Edgell, Don	60 CUBU	28.39
3	Reinbold, Ray	60 ALMT	28.24
4	Davis, Craik	60 NCMS	28.05
5	Nagle, Robert W	60 FACT	27.95
6	Warner, Frank	63 PNA	28.04
7	Youtt, George R	63 FISH	28.20
8	Vraspir, Alan D	61 CAQM	28.33
9	Kelber, Michael W	64 OREG	28.68
10	Manuel, John S	61 NCMS	28.98

**Heat 13 of 56 Finals**

1	Preslar, Jay	60 GSMS	27.40
2	Cornell, Tom	64 SYSM	27.20
3	Green, Dick	60 NEM	26.69
4	Glass, Ernie	62 NCMS	26.55
5	Palmer, Bill	61 MICH	26.00
6	Boster, Stephen R	61 DAMM	26.20
7	Bernard, Alan D	62 TAM	26.67
8	Lintz, Steve	61 SNM	26.75
9	Chapman, Gerry M	60 NCMS	27.28
10	Nickodem, Peter W	62 HLJ	27.53

**Heat 14 of 56 Finals**

1	Sapirstein, Julian B	62 USF	25.70
2	Olson, Chuck A	62 MICH	25.50
3	Alderson, Pat	60 GSMS	25.29
4	Wilson, Robert H	60 CAQM	24.50
5	Trevisan, Paul T	60 1776	23.33
6	Middleton, Marc D	60 BLU	23.95
7	O'Keefe, Peter R	61 UCLA	24.75
8	Gruber, Glenn A	62 VCM	25.46
9	Wilson, Mark A	60 UNAT	25.50
10	Rollins, Bruce W	62 WMST	25.90

**Heat 15 of 56 Finals**

1	Osborne, Walter F	56 NCMS	32.01
2	Kotz, Jeffrey M	55 NBAC	31.26
3	Nakazawa, Muraji	55 RMST	30.08
4	Aucott, Stephen R	56 CPAC	29.49
5	Gosha, Joseph D	58 NCMS	28.32
6	Henson, Steven L	58 NCMS	29.36
7	Haan, Brian E	55 CMS	29.86
8	Purgason, H Lee	55 ROSE	30.80
9	Morgan, Marshall G	58 NEM	32.00
10	McCrea, Bill	58 NCMS	33.45

**Heat 16 of 56 Finals**

1	Alford, Peter T	58 NCMS	27.21
2	Carrow, Hill	57 NCMS	27.20
3	Long, Douglas D	58 GS	27.14
4	Graham, Frederick A	55 PNA	26.90
5	Caligiuri, Dan A	56 BLU	26.80
6	Lee, Stanley H	55 YCMS	26.90
7	Robert, David W	56 NCAL	26.99
8	Rickard, Alan K	55 FXCM	27.19
9	Procton, Brad I	55 NCMS	27.20
10	Recine, Michael T	58 UNAT	28.01

**Heat 17 of 56 Finals**

1	Carver, David	57 GAJA	26.72
2	Kollross, Steven A	56 GAJA	26.42
3	Keith, Dale W	57 1776	25.70
4	Schmitz, Robert L	59 NCMS	25.42
5	Thornton, James	59 1776	25.25
6	Eggar, Jack D	59 ELG	25.25
7	Throne, William C	55 VMST	25.67
8	Perkowski, Jonathan T	59 UNAT	25.86
9	Miller, Richard N	57 NCMS	26.58
10	Sterne, Erik A	59 ROSE	26.74

**Heat 18 of 56 Finals**

1	Knowles, Percival A	57 SWIF	25.18
2	Fox, Richard E	56 ELG	25.10
3	Fochios, Dean T	58 WMAC	25.00
4	Knisely, Bill S	55 GCPS	24.77
5	Neville, Richard	55 FAST	24.53
6	Hague, David J	58 DAMM	24.55
7	Crowder, Robert T	56 NCMS	24.88
8	Suarez, Ed C	57 GOLD	25.06
9	Delaney, Mike J	56 NEM	25.14
10	Toth, Dennis J	57 UNAT	25.21

**Heat 19 of 56 Finals**

1	Blatt, Michael J	56 VCM	24.10
2	Wilkin, Dave	59 AURO	24.00
3	Martin, Doug	58 ARKM	23.50
4	Heath, Robert H	55 MAM	23.40
5	Groselle, Jack R	57 SYSM	23.25
6	Hedrick, Trip	58 UNAT	23.33
7	Fields, John A	55 AWJ	23.50
8	Stephenson, Dan	55 ROSE	23.60
9	Berting, David A	55 NCMS	24.00
10	Bohlken, Ross P	57 BLU	24.25

**Heat 20 of 56 Finals**

1	Gates, Nevill	54 NCMS	35.20
2	White, Jay K	51 NCMS	32.00
3	McCarthy, Shaun	51 PCAT	30.66
4	Mehlhop, Paul D	51 NCMS	30.00
5	Byrd, Michael	54 NCMS	29.61
6	Martin, Michael P	51 UNAT	30.00
7	Weiss, Patrick J	52 MICH	30.31
8	Pierce, Andrew	50 NEM	31.00
9	Wylie, Stuart H	54 GKMS	32.42
10	Miller, Sydney	45 NCMS	32.32

**Heat 21 of 56 Finals**

1	Downey, James E	51 HURY	28.95
2	Wolfe, Bill P	54 NCMS	28.00
3	Yamamoto, Eddie	52 SWOM	27.50
4	Banfield, Robert C	54 BMST	27.06
5	Sheahan, Dan	54 SWAT	26.68
6	Kretz, Russell A	50 NCMS	26.75
7	Roth, Douglas M	50 MESC	27.35
8	Albayrak, Ali H	52 NCMS	28.00
9	Wagner, Rich	51 NCMS	28.51
10	Bradley, Robert J	54 NCMS	29.45

**Heat 22 of 56 Finals**

1	Singletary, Henry P	51 NCMS	26.53
2	Buchanan, Bill	52 NCMS	26.48
3	Boileau, Mike	50 CMS	26.35
4	Vargas, Glen A	51 SYSM	26.29
5	Marsom, Phil	54 NCMS	26.08
6	Parker, Lee	50 NCMS	26.22
7	Cole, Brad G	53 TNYA	26.29
8	Wynn, Richard T	51 NCMS	26.40
9	DiMeglio, Chuck	51 UNAT	26.50
10	Haller, Fritz B	53 NCMS	26.62



## 2012 USMS Spring National Championships, Sanction #: 132-001

## Greensboro Aquatic Center

## Meet Program - Saturday, April 28, 2012

**Heat 23 (#26 Men 50 Yard Freestyle)**

1	Cortina, Jorge A	53 UNAT	25.80
2	Rehanek, R Todd	50 GSMS	25.66
3	Spencer, Michael J	54 NCMS	25.54
4	Procton, Bruce	50 NCMS	25.19
5	Paulsen, Curtis A	52 WMAC	25.12
6	Albright, Philip W	52 MVN	25.13
7	Gunzl, Arthur	50 CONN	25.50
8	Washburn, Jonathan W	54 NCMS	25.55
9	Shipp, Bill M	52 TERR	25.70
10	Pettibone, Chip	50 NEM	26.05

**Heat 24 of 56 Finals**

1	Brown, Phil	51 NEM	24.70
2	Dyer, Andy	53 AWJ	24.52
3	Kennedy, Wilton C	50 VMST	24.35
4	Newman, Steven M	50 SYSM	24.00
5	Bailey, Alexander R	51 ART	23.90
6	Phillips, John M	53 NCMS	23.95
7	Tsuzuki, Ed M	53 GSM	24.24
8	Pogue, Jim H	51 MICH	24.50
9	Fisher, Dennis E	52 CSMT	24.70
10	Fort, Robert L	54 MICH	24.75

**Heat 25 of 56 Finals**

1	McCabe, Thomas J	54 IM	23.50
2	Klein, Jonathan E	54 NCMS	23.39
3	Killeen, Robert	50 DAMM	23.10
4	Berryhill, Keith	52 RAY	23.00
5	Ellison, Michael P	50 GAJA	22.46
6	Wood, Steve	51 BLU	22.50
7	Bank, Holden J	52 BLU	23.00
8	Regan, Michael F	51 MESC	23.20
9	Emison, Thomas W	53 MINN	23.45
10	Stultz, Todd W	52 SYSM	23.59

**Heat 26 of 56 Finals**

1	Robinson, David S	47 NCMS	30.00
2	Bradley, Patrick J	46 STON	29.51
3	Bacon, David	48 NCMS	28.53
4	Tucker, David E	48 NCMS	27.21
5	Kirvan, David B	47 WH2O	26.50
6	Tiedemann, Arthur R	46 WM	26.70
7	Cotton, Casey	47 NITR	28.00
8	Haberstich, Brian	45 IM	28.58
9	George, Daniel J	45 NCMS	30.00
10	Engels, Detlef N	49 NCMS	31.65

**Heat 27 of 56 Finals**

1	Ford, Doug	48 NCMS	26.00
2	Postel, Eric A	46 NCMS	25.74
3	Eastman, James Chris	47 BARM	25.60
4	Lyman, William (B J) E	46 NCMS	25.52
5	Menches, Karl S	48 PALM	25.52
6	Hopkins, Mark	49 NCMS	25.52
7	Savage, Steve	45 PALM	25.59
8	King, Ian	49 GAJA	25.69
9	Edwards, Andy	47 IAMA	25.74
10	Sinitz, John	45 WMAC	26.16

**Heat 28 of 56 Finals**

1	Ryan, Robert J	46 FINS	25.50
2	Pellizzari, John H	45 NCMS	25.35
3	Coates, Ed M	46 TXLA	25.26
4	Ionesco, Constantin	48 WMST	25.21
5	MacDonell, Stuart	49 NCMS	24.95
6	Hathorne, Matt D	47 UNAT	24.97
7	Brekovsky, Tom	49 NCMS	25.24
8	Gabriel, Noah	47 DBMS	25.34
9	Lynd, Howard W	45 UNAT	25.45
10	Creighton, Kevin F	45 NCMS	25.50

**Heat 29 of 56 Finals**

1	Dudley, Todd	47 NCMS	24.90
2	Ritchey, Dr. Kendale L	45 GKMS	24.68
3	Carpenter, Michael J	47 MSMA	24.50
4	Condon, Doug	49 TVM	24.36
5	Pickell, Joe	46 CPAC	24.32
6	Chan, Andy	49 NCMS	24.35
7	Birnbrich, Mark S	45 NAM	24.45
8	Wysmierski, Eddie L	47 GKMS	24.67
9	Turner, David R	48 NASH	24.70
10	Arnholt, Alan T	48 NCMS	24.94

**Heat 30 of 56 Finals**

1	Vaughan, Niculus G	48 RNVS	24.19
2	Birnbrich, Chris L	48 NAM	24.00
3	Hagen, Dean	49 ARIZ	23.99
4	Noe, William E	47 NAM	23.90
5	Stewart, Henry D	48 NCMS	23.58
6	Ballard, Pat M	49 AAA	23.80
7	Mc Cormack, Bryan J	46 TOC	23.98
8	Patten, Bobby	49 DAMM	23.99
9	Peschel, Keith D	46 AQUM	24.11
10	Fitzgerald, Sean	48 ART	24.21

**Heat 31 of 56 Finals**

1	Harris, Gregory	48 VMST	23.54
2	Pechman, Scott	45 AMS	23.50
3	Goldman, Brian H	47 NCMS	23.50
4	Pistorio, Tyge	46 NCMS	23.37
5	Christensen, Kurt A	46 MICH	23.29
6	Lydecker, Charles H	48 BLU	23.29
7	Dassow, Paul	49 RATS	23.40
8	Fuller, W Scott	46 NCMS	23.50
9	Jimison, Thomas N	47 UNAT	23.50
10	Switzer, Keith M	49 BLU	23.58

**Heat 32 of 56 Finals**

1	Mercer, Rich	48 BLU	23.07
2	Bennett, Dennis	46 UNAT	22.84
3	Robertson, Doug	48 GKMS	22.69
4	Oliva, Stepan	45 WIN	22.37
5	Unruh, Steven L	45 NITR	22.24
6	Fulbeck, Kip	46 WMAC	22.25
7	McCool, Chris	47 UNAT	22.42
8	Schultz, Norman E	46 NCMS	22.83
9	Weber, Mark A	45 SYSM	22.96
10	Winans, Timothy J	48 UNAT	23.20

**Heat 33 of 56 Finals**

1	Carney, Kevin J	39 NCMS	28.18
2	Su, Billy	38 NCMS	27.70
3	Bullard, Joel	39 NCMS	25.44
4	Davis, Matthew S	39 NCMS	25.29
5	Owen, Jeffrey J	37 NCMS	26.42
6	Ortmann, Fred W	37 NCMS	28.14
7	Holland, David N	43 RAY	33.96
8	Dubrick, Jon S	43 ROSE	30.13
9	Hurt, John C	41 NCMS	30.14

**Heat 34 of 56 Finals**

1	Moore, Steven E	40 NCMS	29.81
2	Steenhuis, Harm-Jan	44 SWAT	27.89
3	Bell, Richard J	42 MESC	26.92
4	Astilla, Michael J	41 NCMS	25.90
5	Lyons, Jeff	41 NCMS	25.64
6	Adcock, George E	40 NCMS	25.88
7	Sturdy, Patrick R	42 MICH	26.49
8	Moran, Marty J	43 NCMS	27.66
9	Gaw, Mike	42 GAJA	28.00
10	Weselmann, Brad C	43 GAJA	29.95

**Heat 35 of 56 Finals**

1	Dean, Scott	44 NCMS	25.53
2	White, Kirk	42 COLU	25.46
3	Jones, Duncan L	41 NCMS	25.30
4	Carlson, John	40 RMST	25.29
5	Butterfield, Pete	43 NCMS	25.21
6	Villada, Jose F	42 NCMS	25.27
7	Fadely, Lewis	42 NCMS	25.29
8	Lutz, Michael H	40 1776	25.44
9	Carter, Brandon J	41 CRUZ	25.50
10	Campesino, Bernardo	41 FACT	25.64

**Heat 36 of 56 Finals**

1	Korzeniowski, Mike	41 SKY	25.21
2	Jaffe, Robert A	41 NCMS	25.05
3	Ellis, Andrew F	43 TERR	25.00
4	Schaetz, Daniel J	41 WMAC	25.00
5	Goodman, Robert	43 REDT	24.93
6	Gonzalez, Jose E	40 NCMS	25.00
7	Minkey, Donald J	44 WMAC	25.00
8	Castleton, Tom	40 ROSE	25.02
9	Crampton, Jim C	42 UNAT	25.21
10	Gilbert, Bayard E	42 ARKM	25.21

**Heat 37 of 56 Finals**

1	Karren, John	44 UTAH	24.90
2	Tomson, Farol L	40 GERM	24.80
3	Finn, John P	43 NCMS	24.67
4	Davis, William A	44 NCMS	24.66
5	Burgess, Greg	40 NCMS	24.50
6	Herdon, Bradley F	41 NCMS	24.51
7	Diener, Andre	42 GAJA	24.67
8	Roberts, Michael J	42 NCMS	24.80
9	Strehle, Andrew P	42 NEM	24.89
10	Kroupa, Andy S	43 BLU	24.91

## 2012 USMS Spring National Championships, Sanction #: 132-001

## Greensboro Aquatic Center

## Meet Program - Saturday, April 28, 2012

**Heat 38 (#26 Men 50 Yard Freestyle)**

1	Stevens, Charles C	42 UNAT	24.50
2	Miller, Doug	42 NCMS	24.20
3	Everman, Kelly	40 NAM	24.17
4	Callan, Sean P	42 TULS	24.06
5	Dietrich, Jim	41 NOVA	24.00
6	Kozusko, Matt B	40 FINS	24.04
7	Gomez, Felipe	44 NCMS	24.10
8	Kent, Aric E	41 MYST	24.17
9	Sever, Michael	41 NEM	24.25
10	Torres, Mark	42 NCMS	24.50

**Heat 39 of 56 Finals**

1	Campbell, Steve A	41 1776	23.98
2	Barnhill, Kelly	44 NCMS	23.80
3	Eliasek, Steve	43 QMST	23.56
4	Schubert, Brian L	40 GAJA	23.40
5	Cox, Mark	44 TPIT	23.24
6	Clear, Kirk W	44 VMST	23.32
7	Sprenger, Kurt	42 VMST	23.54
8	Collins, Eric	40 SPM	23.73
9	Kollins, Scott H	42 NCMS	23.85
10	Boyle, Antonio	42 HUNT	24.00

**Heat 40 of 56 Finals**

1	Robling, Steve W	42 NCMS	23.00
2	von Loewe, Pete A	41 GMUP	22.23
3	Baleka, Siphwe K	41 UNAT	22.03
4	Tiltmann, Laren A	42 WMAC	21.96
5	Pace, Todd H	43 GOLD	21.25
6	Beatty, Mark S	43 GAJA	21.90
7	Murray, Jeff L	42 NCMS	22.00
8	Ammon, Craig	43 EXCL	22.08
9	Mehok, George K	44 SYSM	22.46
10	Sheldon, Paul	41 UNAT	23.12

**Heat 41 of 56 Finals**

1	Catterson, William H	39 NCMS	25.05
2	McFetters, Erik P	36 NCMS	24.95
3	Moon, WonKee	37 DCAC	24.68
4	Thompson, Thayer H	37 REDT	24.25
5	Lilienthal, Jason	38 NMMS	24.04
6	Lewis, Lee	38 VMST	24.23
7	Sadosky, Daniel	37 NCMS	24.48
8	Eberheart, Andy	39 UNAT	24.79
9	Mirt, Chad J	38 FBST	25.01
10	Judge, Joshua M	35 TNYA	25.13

**Heat 42 of 56 Finals**

1	Scuderi, Chris J	39 NCMS	23.99
2	Young, John E	36 NCMS	23.77
3	Lee, Mark K	37 NCMS	23.63
4	Lutz, Andrew G	36 NCMS	23.50
5	Speerschneider, Derek	38 NCMS	23.20
6	Glass, Mark W	37 WMST	23.38
7	Lecrone, Timothy J	39 MESC	23.54
8	Rice, Kenneth A	37 PNA	23.70
9	Eisenhofer, Justin D	35 UNAT	23.90
10	Martin, Daniel W	35 NCMS	24.00

**Heat 43 of 56 Finals**

1	Butcher, Rob	39 SYSM	22.60
2	Churins, Jonathan D	36 FISH	22.42
3	Christoffel, Ben J	36 INDY	21.57
4	Eisenhuth, Matthew S	38 CMS	21.20
5	Christensen, Eric B	37 BDO	20.85
6	Jacobson, Brian L	38 MINN	21.14
7	Summerlin, Daniel C	39 VMST	21.34
8	Ohman, Niclas K	37 NEM	22.33
9	Bellin, Daniel A	39 GERM	22.57
10	Huggins, Dale R	39 TXLA	22.95

**Heat 44 of 56 Finals**

1	Chavez, Eddie M	34 NCMS	31.62
2	Byrd, Denis M	33 UNAT	28.29
3	Sartain, Lee	30 NCMS	26.84
4	McGowan, Sean M	31 AGUA	24.91
5	Sonstegard, Peter	31 PMST	24.81
6	Tynan, Michael	30 TNYA	24.81
7	Marzano, Eric	33 NEM	25.29
8	Luckhurst, Jonathan	30 GAJA	27.00
9	Dahl, Geoff	34 NCMS	31.00
10	de la Cruz, Juan J	23 NCMS	32.69

**Heat 45 of 56 Finals**

1	De Los Santos, Carlos R	34 BDGR	24.73
2	Shakley, Brandon W	31 UNAT	24.43
3	Zheng, Jiang	34 NCMS	24.25
4	Dyer, Christopher S	30 GAJA	23.97
5	Cassella, Ryan G	30 CAT	23.92
6	Dietrich, Nicholas W	31 ART	23.95
7	Dallamura, Scott J	33 NCMS	24.09
8	Jent, Daniel E	34 ALEX	24.39
9	Houck, Andrew	31 NCMS	24.73
10	Zaratin, Erik	32 POST	24.77

**Heat 46 of 56 Finals**

1	Silver, Isaac M	33 FACT	23.66
2	Andrepoint, Daniel M	30 NCMS	23.30
3	Fain, Jeremy S	34 REDT	22.70
4	Brussow, Chris	34 UTAH	22.54
5	Johnson, Trent P	32 NCMS	22.20
6	Kummer, Rob	30 CAT	22.39
7	Asti, Trevor	34 MICH	22.60
8	Gellin, Jonathan C	31 GAJA	23.08
9	Sikich, Christopher P	33 NAST	23.51
10	Carmine, Jay R	34 NCMS	23.90

**Heat 47 of 56 Finals**

1	Gonzalez, Jose R	34 NCMS	22.07
2	Greenwood, Scott C	34 TOC	21.80
3	Mayronne, Korey	34 TXLA	21.56
4	Holsman, Trent T	31 TOC	21.20
5	Brunelli, Nicholas J	30 NCMS	19.52
6	Javorski, John	33 MGM	21.16
7	Scheerhorn, Andrew J	30 CAT	21.50
8	Thrasher, Bradley A	30 NCMS	21.77
9	Gallagher, Brendan M	31 GSM	21.84
10	Fiene, Jonathan P	33 UNAT	22.12

**Heat 48 of 56 Finals**

1	DeVennish, Arthur H	29 NAM	30.20
2	Shaw, Chris	29 AMS	24.99
3	Sonstegard, Goody	29 NCMS	24.32
4	Smith, Ben A	25 DKTA	23.91
5	Seitz, Andreas J	29 BCTM	23.61
6	Knowles, Elliott J	25 SWIF	23.84
7	Spencer, Paul M	26 NCMS	24.30
8	Ravestein, John W	28 NCMS	24.50
9	Weischedel, David	26 NCMS	25.30
10	Schiedermayer, Ben	21 PNA	31.68

**Heat 49 of 56 Finals**

1	Osada, Tatsuo	29 MARY	23.29
2	Hilliard, Chris K	29 AAA	23.21
3	Stearns, Alex	26 UNAT	23.18
4	Wohl, Daniel P	27 BGSC	23.01
5	Wohl, Adam M	25 MICH	22.88
6	Taube, Tim	29 NCMS	22.89
7	Mautte, Kevin	28 URMS	23.06
8	Constandse, Wesley	25 UTAH	23.20
9	Humphrey, John	29 UNAT	23.26
10	Kouri, Drew P	26 RICE	23.33

**Heat 50 of 56 Finals**

1	Hiskey, Justin R	28 MARY	22.80
2	Carlson, Andrew	25 ROSE	22.50
3	Dorr, John W	28 TOC	22.15
4	Talbott, Christopher J	25 TOC	22.10
5	Fisher, Zachary A	26 CSMT	22.00
6	Gans, Egan	26 TOC	22.00
7	Gallagher, Liam	26 GSM	22.14
8	Morenus, Jesse J	29 BLU	22.16
9	Anderson, Kenneth L	28 NFMS	22.70
10	Donihe, Phil M	28 REDT	22.87

**Heat 51 of 56 Finals**

1	Erickson, John	27 VSM	21.69
2	Labour, Rafael E	25 BCTM	21.53
3	Harrigan, Christopher T	27 GS	21.50
4	Knight, Eric	25 NCMS	20.12
5	Jones, Cullen A	28 NCMS	19.53
6	Lundquist, Bryan	26 NCMS	19.54
7	Goldman, Brian M	26 UNAT	21.09
8	Tillman, Jeremy R	29 AGUA	21.52
9	Crocker, Michael T	27 NEM	21.60
10	Mc Inerney, Scott A	25 NEM	21.79

**Heat 52 of 56 Finals**

1	Daling, Ian	20 HMS	26.61
2	Mabe, Morgan	22 UNAT	25.78
3	Hogan, Tom JP	24 RNVS	25.37
4	Hall, Robert W	22 RNVS	24.62
5	Cole, Robert R	23 AGUA	24.53
6	Olden, Jaegger	19 HMS	24.54
7	Whitefield, Benjamin G	22 PNA	24.93
8	Cole, Roy D	21 UNAT	25.50
9	Jackson, Alex A	20 MTMS	26.30
10	Semmons, Alex	19 HMS	28.00

2012 USMS Spring National Championships, Sanction #: 132-001

Greensboro Aquatic Center

Meet Program - Saturday, April 28, 2012

Heat 53 (#26 Men 50 Yard Freestyle)

1	Singleton, Marcus G	23 UTAH	24.41
2	Deason, Aaron	19 NCMS	24.32
3	Burr, Justin	21 DUCK	24.24
4	Arias, Luis	24 AGUA	24.10
5	Phelan, Cole E	20 PNA	24.00
6	Williams, Miller M	24 UNAT	24.00
7	Wiley, DJ	22 UTAH	24.22
8	Deal, Jesse L	20 MTMS	24.26
9	Williamson, Eric R	21 HMS	24.36
10	Johnson, Derek	18 HMS	24.50

Heat 54 of 56 Finals

1	Priewe, Ross C	19 DUCK	23.86
2	Freds, Keaton S	20 SWOM	23.84
3	Ellis, Haywood C	21 NCMS	23.64
4	Allsopp, David	23 NCMS	23.39
5	Kunz, Christopher L	18 DUCK	23.00
6	Felton, Robert T	24 TMST	23.21
7	Sipiora, Zach T	18 DUCK	23.60
8	Waters, Matthew	23 NCMS	23.75
9	Morrell, Elijah N	20 MTMS	23.85
10	Grigas, Garrett J	21 PNA	23.96

Heat 55 of 56 Finals

1	Henahan, Patrick	24 NCMS	23.00
2	Veintimilla, Miguel	24 ROSE	22.88
3	Thorsnes, David	20 HMS	22.51
4	Glavinos, Louis P	21 MBAC	22.29
5	Bower, Kenny G	24 TOC	22.07
6	Alderson, Jack A	18 UNAT	22.18
7	Shaheen, Luke	23 SYSM	22.30
8	Preslar, Jason	24 GSMS	22.55
9	Stauder, Justin M	24 VMST	22.90
10	Rose, Daniel C	24 RNV5	23.00

Heat 56 of 56 Finals

1	Herbert, Marc	23 UNAT	22.00
2	Thomas, Chandler P	22 NCMS	21.99
3	Gallagher, Kevin C	24 ARMS	21.89
4	Keefer, Elliot	23 NCMS	21.56
5	Schneider, Josh	24 NCMS	19.51
6	Malasky, Martin E	23 TOC	21.00
7	King, Tyler J	24 UNAT	21.65
8	Kochheiser, Weston L	21 UNAT	21.93
9	Partin, George	23 NCMS	22.00
10	Witzke, Christian E	24 REDT	22.01

#27 Women 200 Yard Butterfly

Lane	Name	Age Team	Seed Time
<b>Heat 1 of 10 Finals</b>			
1	Sauer, De Ette A	70 MOST	4:08.31
2	Griffin, Lucille	73 VMST	3:48.81
3	Meyers, Susan L	70 INDY	3:40.01
4	Clifford, Gynt	73 MOST	3:49.25
5	Pohlmann, Mary M	67 SLAM	3:36.36
6	Welch, Sarah	65 PNA	3:12.54
7	Kranpitz, Nancy	67 WMAC	3:34.31
8	Yunker, Carol M	65 NEM	3:58.63
9	Campbell, Joan K	82 FACT	5:47.64

Heat 2 of 10 Finals

2	Cathey, Sandra G	62 NCMS	3:45.00
3	Val, Laura B	60 TAM	2:30.00
4	Tourtual, Dorothy M	60 BUMS	3:31.84
5	Larson, Linda L	56 SFTL	3:30.62
6	Rogers, Eugenia (Jennie) A	59 NCMS	3:52.50
7	Hooe, Donna L	49 GAJA	3:11.22
8	Hallman-Kenner, Cathy L	46 PALM	3:15.94

Heat 3 of 10 Finals

1	Burlingame, Sharon M	55 GKMS	3:20.87
2	Hilpert, Bess	56 TXLA	3:13.41
3	Murray, Cheryl A	59 NCMS	3:01.17
4	Wainwright, Joanne	56 AKMS	2:41.81
5	Steadman Martin, Nancy	57 GSM	2:30.73
6	Valdez, Elaine S	56 MOST	2:39.20
7	Mc Nulty, Barbara A	55 SPM	2:49.46
8	Braaten, Kitten	56 VMST	3:10.35
9	Quinn, Phyllis E	56 TOC	3:15.93
10	Harrelson, Jo Ann	56 SPM	3:27.68

Heat 4 of 10 Finals

1	Powell, Lynn M	51 UNAT	4:00.00
2	Ward, Mimi H	53 SKY	3:07.43
3	Fisher, Barbie	52 NCMS	2:51.50
4	Simonson, Kay B	50 NIAG	2:38.07
5	Block, Andrea J	50 IM	2:21.33
6	Klestinec, Robin L	50 NAM	2:25.82
7	Ciampa-Wise, Cindy	52 SKY	2:45.40
8	Jensen, Sue	51 NEM	2:58.62
9	Chappell, Melinda E	51 GSMS	3:33.53
10	Flynn, Maureen E	47 NEM	3:10.00

Heat 5 of 10 Finals

1	Leon, Stacy L	46 TXLA	2:39.00
2	Frederic, Christine	47 SMS	2:35.69
3	Countryman, Marianne	47 GAJA	2:32.29
4	Birnbrich, Beth	48 NAM	2:25.54
5	Hug, Laurie	47 1776	2:20.22
6	Shuck, Susie	46 INDY	2:23.49
7	Schickore, Jutta	47 DOC	2:26.86
8	Vanderpoel, Nicole L	47 CMS	2:33.05
9	Elias-Williams, Maria L	47 GSMS	2:37.74
10	Dore, Mary G	48 NCMS	2:39.83

Heat 6 of 10 Finals

2	Tiedemann, Kate A	43 WM	2:46.00
3	Stone, Julie D	41 HOPK	2:42.94
4	Ruberto, Laura M	42 PHX	2:35.00
5	Hodgert, Donna M	44 VMST	2:24.83
6	Davidson, Michelle L	41 GSM	2:31.32
7	LeClair, Dale A	42 GOLD	2:39.04
8	Stein, Caroline F	41 FINS	2:45.97
9	Williams, Heidi	43 NCMS	2:50.89

Heat 7 of 10 Finals

2	Pettersson, Carolyn A	35 WMAC	2:50.00
3	Krhoun, Skye W	39 UNAT	2:42.96
4	Weiser, Sabine	38 WMST	2:40.66
5	Oberstar-Brown, Lia-Genevie	35 DAMM	2:22.98
6	Uhl, Alicia K	35 NCMS	2:25.55
7	Lawrie, Dawn J	36 COLU	2:41.81
8	Volz, Kristin R	38 SFTL	2:49.77
9	Kyff, Jennifer J	38 METR	2:56.14

Heat 8 of 10 Finals

3	Jo, Nancy	33 REDT	2:39.39
4	Lawrence, Kari C	30 NCMS	2:29.09
5	Bolger, Maura J	30 VMST	2:17.38
6	Schneider, Erin E	33 WMAC	2:27.09
7	Dahl, Jenny	30 NCMS	2:35.98

Heat 9 of 10 Finals

2	Trimble, Ginny	27 GAJA	2:34.00
3	Shuss, Audrey	28 CMS	2:22.50
4	Gill, Meg B	27 TOC	2:16.82
5	Georoff, Andrea A	28 NCMS	2:01.00
6	Myers, Danielle E	27 VMST	2:14.07
7	Mohorn, Heather D	25 FINS	2:22.40
8	Turner, Betsy	28 VMST	2:22.58
9	Carroll, Kathleen	26 NCMS	2:46.00

Heat 10 of 10 Finals

2	Daley, Amanda W	24 NEM	2:35.21
3	Turner, Katy C	22 MARY	2:23.80
4	Hintermeister, Julie L	24 IM	2:15.45
5	Mills, Katherine	23 NCMS	1:58.00
6	Parra, Madeline	24 NCMS	2:15.00
7	Letendre, Denise M	23 UNAT	2:22.00
8	Moore, Katie	24 IM	2:32.09
9	Martinez, Maria T	21 QMST	3:31.58

#28 Men 200 Yard Butterfly

Lane	Name	Age Team	Seed Time
<b>Heat 1 of 16 Finals</b>			
4	Huson, John J	77 NCMS	4:46.00
5	Lauer, William J	77 GKMS	3:24.54
6	Stolz, Hal F	77 GAJA	3:37.01
7	Scheidelman, Ronald J	77 ADMS	7:00.00
<b>Heat 2 of 16 Finals</b>			
2	Hale, Art	70 UNAT	5:48.92
3	Fasbender, Barry A	74 STAN	3:28.03
4	Molnar, Ronald A	70 CMS	3:04.00
5	Roddin, Hugh J	70 ANCM	2:52.51
6	Loewe, Raymond D	70 UNAT	3:00.00
7	Shaw, James F	71 RINC	3:19.71
8	Smith, Brent	71 HUNT	3:58.26
<b>Heat 3 of 16 Finals</b>			
1	Smith, William R	67 PNA	4:14.13
2	Husson, Bob	66 NCMS	3:17.00
3	Zeigler, John V	66 GAJA	3:08.02
4	Bisbee, Leland S	65 ARIZ	2:53.38
5	Selles, Carl H	65 SPM	2:38.00
6	Green, James M	67 NCMS	2:50.11
7	Stafford, Rick A	65 PNA	3:01.87
8	Pierce, Donald A	66 RHMS	3:09.08
9	Ewan, Bill	69 NEM	3:41.11
<b>Heat 4 of 16 Finals</b>			
2	Cornell, Tom	64 SYSM	3:05.14
3	Rollins, Bruce W	62 WMST	2:54.61
4	Jones, Robert B	60 1776	2:37.50
5	Bell, Alan	62 PNA	2:25.05
6	MacDonald, Lee H	60 CMS	2:32.00
7	Bernard, Alan D	62 TAM	2:44.98
8	Harmon, David C	62 ANCM	2:59.61

## 2012 USMS Spring National Championships, Sanction #: 132-001

## Greensboro Aquatic Center

## Meet Program - Saturday, April 28, 2012

**Heat 5 (#28 Men 200 Yard Butterfly)**

2	Smothers, Jim E	55 NCMS	3:15.44
3	Hoffman, Kevin T	55 TBH	2:42.00
4	Robert, David W	56 NCAL	2:32.00
5	Lamour, Didier B	55 MINN	2:31.80
6	Stanback, John	58 CMS	2:32.00
7	Wohl, Robert J	55 BGSC	2:40.88
8	Lutz, Steven D	57 FSYM	3:15.00
9	Miller, Jamie A	57 NCMS	4:12.84

**Heat 6 of 16 Finals**

1	Haberek, Cork	55 SKY	2:23.00
2	Smith, Darrell J	55 MINN	2:20.86
3	Heather, Michael R	57 MVN	2:18.85
4	Karas, Paul G	56 MICH	2:12.15
5	Craig, John M	57 CONN	2:10.00
6	O'Brien, Kerry L	55 WCM	2:10.64
7	Hemmerle, Jamie	56 1776	2:17.00
8	Guadagni, Peter M	57 WCM	2:19.01
9	Lautman, Scott M	59 BWAQ	2:22.60
10	Ockerman, Jeff	57 NASH	2:30.00

**Heat 7 of 16 Finals**

1	Mellon, Jim	49 HIMA	2:38.00
2	Baron, Kurt C	47 VCM	2:21.37
3	Dailey, James L	45 UNAT	2:19.24
4	Wagner, Harold K	46 NAM	2:15.18
5	McGiffin, Chris D	46 BERK	2:17.48
6	Bosley, Douglas M	49 NEM	2:21.25
7	Schultz, Norman E	46 NCMS	2:26.96
8	Hartley, Larry S	52 NCMS	2:47.00
9	Grecco, Paul A	51 GMUP	2:30.00
10	Roth, Douglas M	50 MESC	3:03.65

**Heat 8 of 16 Finals**

1	Creason, Paul K	54 MICH	2:20.37
2	Greene, Chris C	50 GAJA	2:19.80
3	Jenkins, Timothy J	50 IM	2:15.50
4	Kone, Bruce C	54 RICE	2:09.77
5	Specht, William L	54 SPM	2:04.98
6	Wells, D Scott	50 HLJ	2:09.26
7	Colbeck, Pete L	50 PNA	2:10.00
8	McLeod, Mark A	52 CSMT	2:18.35
9	McCabe, Thomas J	54 IM	2:20.00
10	Rogers, Randy	53 PNA	2:26.51

**Heat 9 of 16 Finals**

1	Switzer, Keith M	49 BLU	2:12.00
2	Pulsifer, Andrew	46 NCMS	2:05.27
3	Sargent, Gregory O	45 CONN	2:03.00
4	Brundage, Patrick W	45 BRSM	2:00.96
5	Stevenson, Chris L	47 NCMS	1:57.21
6	Shaffer, Mike G	46 VCM	1:58.21
7	Tuchler, Jim	47 IM	2:01.50
8	Livingston, Terry	45 BLU	2:05.00
9	Hopson, Bruce E	46 SLAM	2:11.80
10	Dever, Frederick E	46 DCAC	2:13.99

**Heat 10 of 16 Finals**

2	Kern, Paul E	43 NCMS	3:00.00
3	Pohnert, Steven C	42 RMST	2:24.21
4	Kroupa, Andy S	43 BLU	2:22.92
5	Borton, Dan	44 ROSE	2:14.94
6	Ellis, Brian W	44 FXCM	2:15.32
7	Stroie, Adrian	44 TBH	2:23.44
8	Young, Michel F	41 VCM	2:32.98
9	Delgado, Francisco	44 SC	3:17.67

**Heat 11 of 16 Finals**

1	Holland, Dave	44 VMST	2:13.94
2	Bird, Clark M	41 MSMA	2:10.00
3	Goodison, Michael R	40 TERR	2:07.40
4	Solano, Abraham E	42 SKY	2:04.80
5	Magee, Mark A	44 LVM	1:56.87
6	Andersen, Morten	41 NCMS	2:01.70
7	White, Kirk	42 COLU	2:06.74
8	Keppeler, John H	44 PNA	2:08.13
9	Dickson, Kurt F	44 ARIZ	2:11.75
10	Crampton, Jim C	42 UNAT	2:14.77

**Heat 12 of 16 Finals**

3	Nguyen, Son	32 MESC	2:39.67
4	Timbs, Garry	30 RNVS	2:15.70
5	Dietrich, Nicholas W	31 ART	2:16.84
6	Dean, Nathan P	37 AARG	2:24.22
7	Nakahodo, Sidney	36 NCYM	2:29.00

**Heat 13 of 16 Finals**

1	Albino, Jorge E	37 SYSM	2:16.19
2	Queen, Nathan	37 NCMS	2:12.44
3	Patterson, Thomas J	35 1776	2:10.87
4	Stich, Darryl D	36 WMAC	2:05.33
5	Christensen, Eric B	37 BDO	1:56.52
6	Mauriello, Matthew J	35 FISH	2:03.37
7	Bellin, Daniel A	39 GERM	2:07.63
8	Rice, Kenneth A	37 PNA	2:10.98
9	Madonia, Marc P	38 NCMS	2:15.35
10	Hynes, Brodie	37 BLU	2:16.63

**Heat 14 of 16 Finals**

1	Burkhardt, Justin M	32 DCAC	2:10.88
2	Medendorp, Mark A	34 NCMS	2:04.33
3	Palumbo, Gregory T	31 REDT	1:58.10
4	Barley, Adam S	30 VMST	1:57.79
5	Knowles, Jeremy D	30 SWIF	1:55.00
6	Moran, Daniel M	30 NEM	1:56.97
7	Gaines, Billy	31 LVM	1:58.00
8	Wadley, Wadley	32 WH2O	2:00.00
9	Meacham, Garth D	30 LVM	2:05.99
10	Dallamura, Scott J	33 NCMS	2:15.01

**Heat 15 of 16 Finals**

2	Cleary, Kevin H	28 OREG	2:25.00
3	Gustafson, Daniel T	26 BCTM	2:11.32
4	Schildknecht, Calvin E	27 ARKM	2:08.99
5	Pursley, David C	25 NCMS	1:51.04
6	Mc Inerney, Scott A	25 NEM	1:59.99
7	Sharif, Khalil	29 NCMS	2:10.20
8	Sostock, Matt	29 WMAC	2:12.99

**Heat 16 of 16 Finals**

2	Peterson, Matthew A	22 HMS	2:14.20
3	Gallagher, Dan	24 VTAC	2:10.00
4	Gomez, Stephen P	24 VMST	2:05.50
5	O'Linger, Chris	24 TMST	1:49.22
6	Morton, Jacob G	24 NCMS	2:03.78
7	Altman-Kurosaki, Jonas Y	23 AGUA	2:09.00
8	Felton, Robert T	24 TMST	2:10.71
9	Hofmann, Brian R	24 VMST	2:20.89

# NOTES

---



**US MASTERS SWIMMING**  
**SUMMER NATIONALS**  
JULY 5-8, 2012 • OMAHA, NE

presented by  
**Marriott**

**Once in a lifetime opportunity**

Swim in the Olympic Trials pool

Event schedule, hotel info and more at  
[usms.org/comp/lcnats12](http://usms.org/comp/lcnats12)

# Day 4—Sunday, April 29

## Warm-up

6:00 a.m.-7:50 a.m.

## Meet Start Time

8:00 a.m.

Women	Event	Men
	500 freestyle (men)	34
30 minute warm-up in competition pool		
35	200 medley relay	36
37	50 butterfly	38
39	200 breaststroke	40
41	50 backstroke	42
43	100 freestyle	44
45	200 IM	46

## Check-in Deadline for Day 4

The 500 freestyle is a positive check-in event. Check-in may be done in person at the registration area or online at [usms.org](http://usms.org).

Sun., April 29	500 freestyle (men)	7:00 a.m.
----------------	---------------------	-----------

### PLEASE NOTE:

If you do not check in by the deadline, you will not be seeded; there are no exceptions.



**2012 USMS Spring National Championships, Sanction #: 132-001**

**Greensboro Aquatic Center**

**Psych Sheet - Sunday, April 29, 2012**

**#34 Men 500 Yard Freestyle**

Name	Age	Team	Seed	Time
1 O'Linger, Chris	24	TMST	4:24.15	
2 Christensen, Eric B	37	BDO	4:34.74	
3 Palumbo, Gregory T	31	REDT	4:37.33	
4 Rivera, Bryan C	28	UNAT	4:38.50	
5 Bathazi, Istvan	33	BLU	4:40.55	
6 Reed, Buddy	29	CUBU	4:45.00	
7 Witzke, Christian E	24	REDT	4:45.53	
8 Switzer, Keith M	49	BLU	4:48.29	
9 Chesson, Win	28	TNYA	4:48.87	
10 Unruh, Steven L	45	NITR	4:49.08	
11 Moran, Daniel M	30	NEM	4:49.28	
12 Magee, Mark A	44	LVM	4:50.59	
13 Alders, Alec	23	ROSE	4:51.15	
14 Brundage, Patrick W	45	BRSM	4:52.08	
15 Stevenson, Chris L	47	NCMS	4:52.46	
16 Garner, Sam A	26	CUBU	4:53.04	
17 Wells, D Scott	50	HLJ	4:53.26	
18 Gaines, Billy	31	LVM	4:53.50	
19 Dickson, Kurt F	44	ARIZ	4:53.85	
20 Hagerty, Edward F	28	AGUA	4:55.00	
21 Barley, Adam S	30	VMST	4:55.00	
22 Wadley, Wadley	32	WH2O	4:55.00	
23 Schildknecht, Calvin E	27	ARKM	4:55.05	
24 Kays, David E	44	PNA	4:56.52	
25 Jones, Rob	47	UNAT	4:57.57	
26 Stephenson, Dan	55	ROSE	4:58.90	
27 Asseff, Benjamin	26	NCMS	4:59.21	
28 Shaffer, Mike G	46	VCM	4:59.57	
29 Churins, Jonathan D	36	FISH	4:59.91	
30 Shaheen, Luke	23	SYSM	5:00.00	
31 Murray, Jeff L	42	NCMS	5:01.25	
32 Erwin, Jeff T	47	SAWS	5:01.47	
33 Altman-Kurosaki, Jonas Y	23	AGUA	5:02.00	
34 Morton, Jacob G	24	NCMS	5:02.34	
35 Lydecker, Charles H	48	BLU	5:02.99	
36 Andersen, Morten	41	NCMS	5:03.78	
37 Colbeck, Pete L	50	PNA	5:04.00	
38 Bird, Clark M	41	MSMA	5:05.00	
39 Morenus, Jesse J	29	BLU	5:05.43	
40 Budde, Scot	35	UNAT	5:05.77	
41 Strahota, Jeffrey R	31	TERR	5:06.04	
42 Crankshaw, Erik	39	NCMS	5:07.85	
43 Medendorp, Mark A	34	NCMS	5:07.99	
44 Gomez, Stephen P	24	VMST	5:08.17	
45 Pulsifer, Andrew	46	NCMS	5:08.45	
46 Burkhardt, Justin M	32	DCAC	5:08.50	
47 Pletcher, Todd	42	NCMS	5:09.04	
48 Sprenger, Kurt	42	VMST	5:09.71	
49 Lee, Lawrence B	43	NCMS	5:09.86	
50 Hollett, Peter G	52	NCMS	5:09.99	
51 Gallagher, Dan	24	VTAC	5:10.00	
52 Lehr, Gunner F	39	NAM	5:10.15	
53 Florio, Eric	24	POST	5:10.50	
54 Pistorio, Tyge	46	NCMS	5:11.43	
55 Sikich, Christopher P	33	NAST	5:12.00	
56 Berryhill, Keith	33	RAY	5:12.00	
57 Karas, Paul G	56	MICH	5:12.20	
58 Rubacky, Mark S	42	NEM	5:12.37	
59 de Hart, Pieter A	33	STON	5:12.37	
60 Davis, William A	44	NCMS	5:12.54	
61 Lee, Michael P	44	MARY	5:15.00	
62 Goodison, Michael R	40	TERR	5:15.00	
63 Scollon, Erik L	40	REDT	5:15.03	
64 Albino, Jorge E	37	SYSM	5:15.45	
65 Mc Conica, Jim	61	VCM	5:15.47	
66 Newman, Steven M	50	SYSM	5:15.50	
67 Felton, Robert T	24	TMST	5:16.55	
68 Pohnert, Steven C	42	RMST	5:17.58	
69 Carter, Brandon J	41	CRUZ	5:18.00	
70 McGiffin, Chris D	46	BERK	5:18.29	
71 Schultz, Norman E	46	NCMS	5:19.84	
72 Baron, Kurt C	47	VCM	5:19.99	
73 Fuller, W Scott	46	NCMS	5:20.00	
74 Hilgen, Thomas H	47	NCMS	5:20.00	
75 Greenwood, Scott C	34	TOC	5:20.00	
76 Allsopp, David	23	NCMS	5:20.24	
77 Sharif, Khalil	29	NCMS	5:20.26	
78 Alley, David W	37	TXLA	5:20.30	
79 Reilly, Jeff M	50	1776	5:22.00	
80 Brenner, Bill	53	SYSM	5:22.00	
81 Beattie, David A	42	HLJ	5:22.42	
82 Zaratini, Erik	32	POST	5:22.61	
83 Keenan, George W	58	IM	5:22.93	
84 Gogulski, David H	43	NITR	5:23.13	
85 Sonstegard, Goody	29	NCMS	5:23.25	
86 Wysmierski, Eddie L	47	GKMS	5:23.39	
87 Gaal, Marty	40	NCMS	5:23.78	
88 Dever, Frederick E	46	DCAC	5:23.99	
89 Seibt, Andreas K	54	IM	5:25.00	
90 Mitchell, Dixon	45	NCMS	5:25.00	
91 Ellis, Andrew F	43	TERR	5:25.00	
92 Dewey, John	38	UNAT	5:25.00	
93 Sonstegard, Peter	31	PMST	5:25.10	
94 Donovan, Bradley J	42	NCMS	5:27.49	
95 Casazza, Bill R	49	NCMS	5:27.51	
96 Kriger, Joel	58	SYSM	5:27.55	
97 Holland, Dave	44	VMST	5:27.67	
98 Crampton, Jim C	42	UNAT	5:27.70	
99 Greene, Chris C	50	GAJA	5:27.80	
100 McFetters, Erik P	36	NCMS	5:28.06	
101 Thornton, James	59	1776	5:28.81	
102 Delgado, Francisco	44	SC	5:29.56	
103 Dunson, David B	39	NCMS	5:29.80	
104 Grigas, Garrett J	21	PNA	5:29.88	
105 Stalnaker, Todd	50	GCPS	5:30.00	
106 Meacham, Garth D	30	LVM	5:30.00	
107 Villada, Jose F	42	NCMS	5:30.00	
108 Nakahodo, Sidney	36	NCYM	5:30.00	
109 Whitefield, Benjamin G	22	PNA	5:30.00	
110 Werlinich, Greg S	47	REDT	5:30.00	
111 Butcher, Rob	39	SYSM	5:30.00	
112 Shipp, Bill M	52	TERR	5:30.00	
113 Van Meter, Patrick	41	NCMS	5:30.88	
114 Lucero, Michael D	41	ROSE	5:30.96	
115 Arias, Luis	24	AGUA	5:31.00	
116 Vaughn, David R	47	VMST	5:31.03	
117 Czekala, Steven R	52	REDT	5:31.70	
118 Siegel, Craig	54	NITR	5:32.19	
119 Bosley, Douglas M	49	NEM	5:32.50	
120 Bell, Alan	62	PNA	5:32.69	
121 Lynch, Ted	43	GSMS	5:32.75	
122 Singleton, Marcus G	23	UTAH	5:32.80	
123 Krhoun, Robert S	38	UNAT	5:33.00	
124 Smith, Stratton	47	NCMS	5:33.24	
125 Byers, James M	50	NIAG	5:33.40	
126 Walker, Rick B	61	SYSM	5:33.94	
127 Gray, Zachary A	29	MESC	5:34.56	
128 Berting, David A	55	NCMS	5:35.00	
129 McFarland, Jim	54	VMST	5:35.49	
130 Rhodes, Kevin R	19	DUCK	5:35.69	
131 Creason, Paul K	54	MICH	5:35.77	
132 Neyland, Spencer B	47	REDT	5:36.00	
133 Major, David A	42	NCMS	5:36.03	
134 Royer, John R	29	REDT	5:36.34	
135 Coates, Ed M	46	TXLA	5:36.74	
136 Menches, Robert C	51	PALM	5:37.50	
137 Strehle, Andrew P	42	NEM	5:37.71	
138 Nolte, Christopher C	55	CMS	5:38.00	
139 D'Englere, Paul M	50	NCMS	5:38.13	
140 Soule, Ben T	38	HSAM	5:38.25	
141 Knowles, Percival A	57	SWIF	5:38.30	
142 Dean, Nathan P	37	AARG	5:38.73	
143 Kennedy, Gene	52	NCMS	5:39.00	
144 Rogers, Randy	53	PNA	5:39.33	
145 McLeod, Mark A	52	CSMT	5:39.57	
146 Kirby, Dillard	52	DRMS	5:40.00	
147 Lewis, Lee	38	VMST	5:40.00	
148 Pfaltzgraff, Mark	50	WMAC	5:40.00	
149 Carlson, John	40	RMST	5:42.23	
150 ReVille, Jay F	47	NCMS	5:43.30	
151 Roth, Douglas M	50	MESC	5:43.51	
152 Minkey, Donald J	44	WMAC	5:44.00	
153 Olson, Chuck A	62	MICH	5:45.00	
154 Jones, Judd	54	GKMS	5:45.37	
155 Albright, Philip W	52	MVN	5:45.54	
156 Clark, David L	54	WMAC	5:45.56	
157 Magdanz, Gregory W	48	NCMS	5:45.64	
158 Karren, John	44	UTAH	5:46.73	
159 Hartley, Larry S	52	NCMS	5:46.85	
160 Thompson, Frank L	60	MICH	5:47.36	
161 Sturgis, Jason	40	NCMS	5:48.61	
162 Biondi, Gino F	51	NCMS	5:49.32	
163 Landis, Tom	70	OREG	5:50.00	
164 O'Neil, Jeff	45	GSMS	5:51.30	
165 Delaney, Mike J	56	NEM	5:51.42	
166 Lautman, Scott M	59	BWAQ	5:51.60	
167 Voisard, Brian S	60	WIN	5:51.61	
168 Majeske, Andrew J	51	1776	5:53.49	
169 Graham, Frederick A	55	PNA	5:54.00	
170 Williamson, Eric R	21	HMS	5:54.25	
171 Selles, Carl H	65	SPM	5:55.00	
172 Eggar, Jack D	59	ELG	5:55.50	
173 Trivette, Robert P	55	NCMS	5:55.78	
174 Dantas-McCutcheon, Matt	23	CUBU	5:57.43	
175 Willis, Matt	36	NCMS	5:58.01	
176 Couch, Bob E	65	SYSM	5:58.10	
177 Rickard, Alan K	55	FXCM	5:58.50	
178 McCormick, Paul	65	CMS	5:59.63	
179 Peterson, Matthew A	22	HMS	6:00.00	
180 Price, Andrew M	47	RNVS	6:02.00	

2012 USMS Spring National Championships, Sanction #: 132-001

Greensboro Aquatic Center

Psych Sheet - Sunday, April 29, 2012

#34 ... (Men 500 Yard Freestyle)

181	Halvorson, John T	21	HMS	6:05.00	240	Thomas, Nate	74	ZEN	8:59.00
182	Bruce, Bob A	64	OREG	6:06.01	241	Russ, Carl	77	VMST	9:11.00
183	Noble, Chris E	28	UNAT	6:09.50	242	Conkey, Jim	80	SNM	9:30.21
184	Cothren, Jack	62	FISH	6:10.00	243	Beach, Robert E	81	SPM	10:00.00
185	Stresemann, Michael N	51	PALM	6:12.19	244	Konitz, Clifford F	76	FISH	11:10.33
186	Olden, Levi	21	HMS	6:13.53	245	Larson, E Ole	91	NCMS	11:33.41
187	McColly, Michael	66	PNA	6:13.80	246	Foster, Warren A	86	O*H*	12:10.01
188	Bacon, David	48	NCMS	6:15.00	247	Neubig, Philip H	82	BMST	14:00.00
189	Kurtz, Jerry T	45	NCMS	6:15.00	248	Macartney, Norman S	73	NCMS	14:32.27
190	McQuiggan, Frank	63	NEM	6:15.18	249	Siegel, Herbert	89	NITR	15:28.37
191	Willert, Dan T	69	WCM	6:15.54	250	Taylor, John C	90	GAJA	22:19.00
192	Schmaltz, Joel A	41	GSMS	6:16.19					
193	Glass, Ernie	62	NCMS	6:18.00					
194	Langendorfer, Stephen J	61	FISH	6:18.85					
195	Scott, Robert M	65	NCMS	6:22.00					
196	Eberheart, Andy	39	UNAT	6:22.81					
197	Preslar, Jay	60	GSMS	6:23.43					
198	Matthews, Mark C	56	NCMS	6:24.24					
199	Hendrick, Marty	54	SFTL	6:30.88					
200	Quanrud, John O	65	GAJA	6:36.94					
201	Lodwig, Keefe L	68	SYSM	6:39.00					
202	Kehoe, Bob	65	OREG	6:40.00					
203	Walker, Joseph R	70	SNM	6:40.00					
204	McCarthy, Shaun	51	PCAT	6:44.64					
205	Vraspir, Alan D	61	CAQM	6:53.44					
206	Saloga, Jim	66	UNAT	6:54.21					
207	Weller, Jeff	52	NCMS	6:55.00					
208	Hunt, Steve	48	NCMS	6:58.00					
209	Goldman, Brian M	26	UNAT	7:00.00					
210	Ewan, Bill	69	NEM	7:01.44					
211	Jones, Richard	44	NCMS	7:02.00					
212	Murphy, Dan R	70	NCMS	7:02.29					
213	Clancy, Matthew	38	NCMS	7:06.06					
214	Beachler, Michael P	60	NCMS	7:10.00					
215	Haney, Rich	59	NCMS	7:10.00					
216	Ortmann, Fred W	37	NCMS	7:10.00					
217	Seifart, Curt	60	NCMS	7:12.32					
218	McGee, Terry R	67	FACT	7:14.26					
219	Jones, Burwell	79	SYSM	7:20.00					
220	Slaughter, James W	66	NCMS	7:24.99					
221	Kelber, Michael W	64	OREG	7:29.21					
222	DeLong, Harry P	68	NCMS	7:30.00					
223	Adams, Michael	27	NCMS	7:31.92					
224	Legaspi, Adrian	59	SFTL	7:35.03					
225	Clark, Jerry	74	NCMS	7:45.00					
226	Blake, William V	75	MOST	7:47.00					
227	Sorel, Edward W	76	NEM	7:51.15					
228	Maguire, Thomas P	48	NCMS	7:58.13					
229	Rauch, Will	77	LVM	8:00.00					
230	Wood, Craig A	71	ETEX	8:05.00					
231	Palmer, Pete	76	BMST	8:06.90					
232	Wylie, Stuart H	54	GKMS	8:07.45					
233	Caldwell, Benjamin E	71	NCMS	8:14.04					
234	Chisholm, Dick	77	O*H*	8:20.81					
235	Trevison, Rick	69	FACT	8:30.00					
236	Hardin, Tom	65	NCMS	8:38.61					
237	Chuyen, Herb	73	GAJA	8:41.33					
238	Murray, Bruce W	75	CMS	8:45.00					
239	Stolz, Irwin W	82	GAJA	8:57.00					

## 2012 USMS Spring National Championships, Sanction #: 132-001

## Greensboro Aquatic Center

## Meet Program - Sunday, April 29, 2012

## #37 Women 50 Yard Butterfly

Lane	Name	Age	Team	Seed	Time
<b>Heat 1 of 24 Finals</b>					
4	Durstein, Nancy N	82	FACT	1:10.37	
5	Coleman, Jill	81	MARY	59.07	
6	Sokolik, Terry	84	VMST	1:07.14	
7	Eisele, Barbara M	81	BLF	1:12.36	
<b>Heat 2 of 24 Finals</b>					
2	Whalen, Nana	74	GAJA	59.47	
3	Clifford, Gynt	73	MOST	40.33	
4	Frid, Barbara	70	OREG	35.50	
5	Meyers, Susan L	70	INDY	39.19	
6	Sauer, De Ette A	70	MOST	46.42	
7	Little, Jeanne	75	MVN	41.00	
8	Pipes, Adrienne S	77	SDSM	59.02	
<b>Heat 3 of 24 Finals</b>					
2	Manheim, Lucy M	69	RMST	1:08.03	
3	Ackley, Ella B	69	MM	46.11	
4	Christenson, Candy J	65	WMAC	39.95	
5	Welch, Sarah	65	PNA	35.73	
6	Kranpitz, Nancy	67	WMAC	39.20	
7	Yunker, Carol M	65	NEM	41.86	
8	Roddin, Ruth A	69	ANCM	48.00	
<b>Heat 4 of 24 Finals</b>					
1	Preller, Joan K	63	GSMS	48.26	
2	Carruthers, Kate M	63	PNA	41.50	
3	Gault, Terry Sue M	61	VMST	36.77	
4	Lewis, Kathleen	60	TPIT	34.20	
5	Davis, Charlotte M	61	PNA	31.00	
6	Tyler, A Susan	63	SNM	33.00	
7	Hirr, Patrice L	63	FACT	34.43	
8	Flinn, Emma	62	NCMS	40.41	
9	Tevis, Maggie H	64	RHMS	43.12	
<b>Heat 5 of 24 Finals</b>					
1	Ruebel, Deb	55	NCMS	41.70	
2	Hilton, Patti K	59	GSMS	35.18	
3	Wymelenberg, Lynn A	56	RMST	35.00	
4	Murray, Cheryl A	59	NCMS	35.00	
5	Moore, Mary	55	MGM	35.80	
6	Dixon, Louise	52	NCMS	35.15	
7	Tiska, Patty A	52	NCMS	34.85	
8	Collins, Elizabeth J	51	SWIF	35.15	
9	Colby, Laura J	54	REDT	45.00	
10	Bogue, Sherri L	48	FMM	1:03.41	
<b>Heat 6 of 24 Finals</b>					
1	Amick, Beverly O	57	NCMS	33.17	
2	Mc Nulty, Barbara A	55	SPM	32.85	
3	Lippold, Mary B	56	PNA	32.00	
4	Rosener, Karen K	58	CMS	30.90	
5	Valdez, Elaine S	56	MOST	29.63	
6	Sargeant, Pat A	58	GOLD	30.16	
7	McDonnell, Peggy H	56	GOLD	31.50	
8	Glassman, Debbie A	58	PNA	32.60	
9	Hilpert, Bess	56	TXLA	33.07	
10	Wainwright, Joanne	56	AKMS	33.48	

## Heat 7 of 24 Finals

1	Garnier, Kathy L	51	CMS	32.72
2	Harrington, Jeannie	50	SKY	32.08
3	Harrell, Carolyn B	50	GS	32.00
4	Haugh, Sue J	50	NCMS	31.50
5	Stokes, Karin E	51	NEM	30.52
6	Koster, Carolyn	50	POST	31.41
7	Doyle, Deanna	54	SYSM	32.00
8	Waldron, Patricia H	50	NCMS	32.01
9	Tatnall, Suzy C	52	CMS	32.70
10	Thomas, Ann B	52	SFTL	34.42

## Heat 8 of 24 Finals

1	Cherewka, Sandy T	52	CPAC	30.39
2	McEachran, Frances T	50	NCMS	29.33
3	Block, Andrea J	50	IM	29.03
4	Estabrook, Mary B	50	MESC	28.06
5	Livingston, Leslie C	50	GMUP	26.79
6	Dahl, Lisa A	50	PNA	27.87
7	Walsh, Sue	50	NCMS	28.24
8	Heur, Brigitte	51	WMST	29.21
9	Ingraham, Susan R	52	MOST	29.78
10	Crowder, Barbara W	54	NCMS	30.50

## Heat 9 of 24 Finals

1	Boileau, Ute C	49	CMS	38.72
2	Crino, Heide P	45	CMS	35.46
3	Burns, Molly J	46	NCMS	34.14
4	Fuss, Karen K	46	GSMS	32.98
5	Thompson, Janice	48	COLM	32.48
6	Johnson, Mindy	48	RMST	32.50
7	Kellinger, Jenny M	49	VMST	33.37
8	Riner, Betsy	45	CMS	34.91
9	Flynn, Maureen E	47	NEM	37.83
10	Yamashita, Mikiko	45	REDT	43.58

## Heat 10 of 24 Finals

1	Bittner, Molly Dean	46	VMST	32.07
2	Cahill, Janet C	45	SMST	31.78
3	Clark, Dawn	47	SPM	31.12
4	Anderson, Missy B	46	NCMS	30.50
5	Jurey, Mary K	45	TXLA	30.21
6	Perdue, Tammy O	49	NCMS	30.25
7	Sappey, Collette H	47	CMS	30.50
8	Schickore, Jutta	47	DOC	31.12
9	Dawson-Cook, Susan E	49	ARIZ	32.00
10	Hooe, Donna L	49	GAJA	32.21

## Heat 11 of 24 Finals

1	Donovan, Kim M	48	NEM	30.00
2	Patterson, Annette W	46	VMST	29.65
3	Welting, Lauren K	46	TOC	28.69
4	Wager, Susan	46	REDT	27.99
5	Willeboordse, Fall	46	BCTM	26.78
6	Williams, Susan O	46	CUBU	27.36
7	Rapuano, Lisa O	46	NBAC	28.67
8	Phillips, Alice W	46	VMST	29.05
9	Wolff, Celia	46	NCMS	29.89
10	Birnbrich, Beth	48	NAM	30.09

## Heat 12 of 24 Finals

1	Bodenheimer, Tracy A	42	NCMS	36.50
2	LaChapelle, Tracy N	42	NEM	35.49
3	Miller, Michelle A	41	NEM	34.05
4	Reimer, Shelley B	42	PNA	33.00
5	Hulett, Jennifer A	43	SFTL	31.69
6	Segraves, Ann M	41	MVN	32.44
7	Vann, KC	42	OHSP	33.35
8	Carter, Eddie C	41	NCMS	35.41
9	Marshall, Sue D	44	NCMS	36.41
10	Hynes, Shawn M	42	ARMS	39.43

## Heat 13 of 24 Finals

1	Neuendorf, Donna M	43	NEM	31.35
2	Sinitz, Cheryl	43	WMAC	30.97
3	Bodin, Sarah	42	NCMS	30.89
4	Stewart, Ann K	41	GOLD	30.58
5	McPherson, Chris	44	NASH	30.13
6	Hageman, Heather M	41	NCMS	30.50
7	Goodale, Rainy M	42	NEM	30.58
8	Stone, Julie D	41	HOPK	30.90
9	Settimi, Nora	41	WMAC	31.14
10	Henson, Susan P	42	GAJA	31.69

## Heat 14 of 24 Finals

1	Cleven, Detra R	43	BASC	30.00
2	Cantrell, Connie S	41	MICH	29.99
3	Ruberto, Laura M	42	PHX	29.50
4	DeHaven, Kathleen	40	CMS	27.57
5	Braun, Erika L	40	NCMS	25.82
6	Eldridge, Beth	42	MOVY	26.32
7	LeClair, Dale A	42	GOLD	29.11
8	Conlin, Cheryl	43	CUBU	29.50
9	Buckley-Kornatz, Jennifer A	40	NCMS	30.00
10	Pellegrini, Traci A	42	COLU	30.11

## Heat 15 of 24 Finals

1	Angelada-Jao, Jennifer S	38	NCMS	34.00
2	Hindle, Lori D	36	NEM	32.35
3	Molina, Patricia A	36	NITR	31.84
4	Jacobson, Kristan N	39	QMST	30.90
5	Oberstar-Brown, Lia-Genevie	35	DAMM	30.78
6	Lawrie, Dawn J	36	COLU	31.07
7	Wilson, Wendy	39	MACH	32.02
8	Pettersson, Carolyn A	35	WMAC	32.63
9	Bush, Erin A	26	SWSF	34.82
10	Proctor, Elizabeth A	27	NCMS	40.00

## Heat 16 of 24 Finals

1	Garth, Christy L	38	NCMS	29.30
2	Wood, Janet M	35	GSMS	28.79
3	Pelletier, Hillary	35	NEM	28.41
4	Broussard, Katie J	37	GOLD	27.85
5	Sweetser, Stacy L	36	NEM	27.37
6	Lindauer, Kerry	37	NCMS	27.64
7	Schaetz, Trina R	39	WMAC	27.94
8	Summerlin, Shannon	39	VMST	28.72
9	Uhl, Alicia K	35	NCMS	29.05
10	Duque, Diana C	39	NCMS	29.56

## 2012 USMS Spring National Championships, Sanction #: 132-001

## Greensboro Aquatic Center

## Meet Program - Sunday, April 29, 2012

**Heat 17 (#37 Women 50 Yard Butterfly)**

1	Stemper, Michelle A	34 RAY	48.17
2	Craft, Jenny H	31 PALM	33.40
3	Quattropani, LeeAnne	33 NCMS	31.83
4	Frisch, Alexandria	33 UNAT	31.43
5	Gould, Meganne	31 NCMS	31.37
6	Jo, Nancy	33 REDT	31.51
7	Jones, Rose	33 INDY	32.05
8	Yocum, Kari	34 PALM	34.46
9	Ramsey, Kelly A	26 NCMS	32.08
10	Moore, Elizabeth D	26 NCMS	34.46

**Heat 18 of 24 Finals**

1	Lovgren, Alysia K	33 NCMS	30.50
2	Medendorp, Meghan M	30 NCMS	30.30
3	Mulcahy, Shannon	34 FISH	30.20
4	Bolduc, Erin	33 NCMS	30.04
5	Howland, Heather	31 IM	29.50
6	Balentine, Angie M	31 TXLA	30.00
7	Keto, Alexis D	33 CMS	30.15
8	Liberty, Laurel M	30 LIB	30.29
9	Felton, Tanya	33 UNAT	30.32
10	Van Horn, Alaina L	31 CUBU	30.68

**Heat 19 of 24 Finals**

1	Brewer, Mary A	30 CAT	29.38
2	Lawrence, Kari C	30 NCMS	28.94
3	Nappi, Keri	34 NEM	28.53
4	Hildebrand, Dawn	31 NCMS	28.20
5	Vucinich, Elizabeth A	31 WH2O	27.35
6	Dahl, Jenny	30 NCMS	27.58
7	Chavez, Marcela	33 GAJA	28.50
8	McMeen, Lyndsay C	32 GSM	28.88
9	Melsen, Krisie M	31 SCYM	29.30
10	Schneider, Erin E	33 WMAC	29.39

**Heat 20 of 24 Finals**

1	Bachman, Blaire	25 BM	30.64
2	Smith, Nicole M	29 UNAT	30.63
3	Robbins, Mary	27 NCMS	30.50
4	Evans, Marlana M	28 NCMS	30.15
5	Au, Lauren E	27 NEM	30.10
6	Dickman, Rachel E	25 MGM	30.10
7	Duhaime, Susan A	29 MICH	30.28
8	Greenawalt, Anne	27 CPAC	30.60
9	Carroll, Kathleen	26 NCMS	30.64
10	Long, Sarah R	26 GS	31.58

**Heat 21 of 24 Finals**

1	Daniels, Emily A	25 UNAT	29.47
2	Pool, Alexia	26 NCMS	29.00
3	Ailsworth, Sarah P	26 ALEX	28.50
4	Cutter, Kyle	26 NEM	26.68
5	Bishop, Brooke A	25 TOC	26.00
6	Siegele, Jessica	28 NCMS	26.60
7	Harper, Rebecca	29 NCMS	28.02
8	Medendorp, Amanda J	26 NCMS	28.89
9	Schildknecht, Margaret G	25 NCMS	29.05
10	Sonstegard, Morgan A	27 PMST	30.00

**Heat 22 of 24 Finals**

2	Wahle, Ellora	22 HMS	36.00
3	Yaguda, Morgan R	18 NCMS	31.58
4	Jones, Caylin L	23 RMST	31.25
5	Oliver, Cassandra J	23 GS	31.00
6	Reiss, Victoria	22 UNAT	31.12
7	Daley, Amanda W	24 NEM	31.26
8	FitzGerald, Erin E	20 PNA	34.50
9	Albert, Kelsey	23 UNAT	36.00

**Heat 23 of 24 Finals**

1	Mitchell, Cassandra J	24 GKMS	30.60
2	Jones, Brein D	21 RMST	30.33
3	Mondelli, Gabriella E	20 NCMS	30.17
4	Lewinski, Katie	22 TGM	29.99
5	Larson, Sarah	22 GAJA	29.57
6	Kay, Taylor A	19 DUCK	29.70
7	Cox, Ashley B	20 NCMS	30.01
8	Hintermeister, Julie L	24 IM	30.27
9	Stewart, Kelsey L	20 DUCK	30.58
10	Miller, Jenna L	20 GSMS	30.82

**Heat 24 of 24 Finals**

1	Fisher, Katelyn A	18 CSMT	28.90
2	Moore, Katie	24 IM	28.51
3	Shockley, Kayla	18 UNAT	28.31
4	Kehe, Sarah E	24 UNAT	28.23
5	Priddy, Megan E	24 CMS	26.84
6	Seed, Caitlin C	24 CAT	28.11
7	Biggs, Brittany A	22 CMS	28.28
8	Parra, Madeline	24 NCMS	28.43
9	Turner, Katy C	22 MARY	28.65
10	Treece, Lindsay K	22 NCMS	29.37

**#38 Men 50 Yard Butterfly**

Lane	Name	Age	Team	Seed Time
------	------	-----	------	-----------

**Heat 1 of 39 Finals**

4	Corse, John D	88	HLJ	1:17.26
5	Mitchell, Jack	85	GAJA	52.00
6	Woods, Tom M	69	VMST	45.00

**Heat 2 of 39 Finals**

1	Newbury, Alfred C	78	VMST	1:01.40
2	Huson, John J	77	NCMS	45.36
3	Maher, Owen C	77	VMST	41.00
4	Bailie, Bob	76	WMST	33.12
5	Mitchell, Clarke E	79	NCMS	36.19
6	Robertson, William F	75	TGM	44.10
7	Plummer, Mark A	75	CMS	49.61
8	Conroy, Michael J	65	NIAG	35.68
9	Borrero, Fredie	65	NCMS	34.36
10	Gallagher, Tom	67	AGUA	41.71

**Heat 3 of 39 Finals**

1	Hall, Floyd S	70	MOVY	42.00
2	Hamada, Ahmed G	73	GOLD	34.24
3	Bledsoe, Dennis R	73	WCM	33.60
4	Shaw, James F	71	RINC	32.55
5	Kennedy, David A	70	TTM	30.00
6	Wise, Randolph E	70	VMST	31.80
7	Roddin, Hugh J	70	ANCM	32.67
8	Gadol, Louis C	70	NCMS	33.90
9	Zuur, James	71	TAM	39.52
10	Hale, Art	70	UNAT	1:21.53

**Heat 4 of 39 Finals**

1	White, Bernard T	68	NCMS	33.10
2	Whitley, John K	69	LJSM	32.00
3	Meyerhoff, Rick	65	TAM	30.00
4	Couch, Bob E	65	SYSM	29.00
5	Bisbee, Leland S	65	ARIZ	27.38
6	Elder, James E	68	TOC	29.00
7	Lodwig, Keefe L	68	SYSM	29.99
8	Straka, Peter	69	TYMS	30.75
9	Dudley, Bill	67	GAJA	32.94
10	Shaffer, Craig A	65	ARIZ	33.35

**Heat 5 of 39 Finals**

1	Kotz, Jeffrey M	55	NBAC	37.41
2	Lee, Stanley H	55	YCMS	31.00
3	Procton, Brad I	55	NCMS	30.20
4	Wohl, Robert J	55	BGSC	30.10
5	Miller, Richard N	57	NCMS	30.36
6	Lutz, Steven D	57	FSYM	34.43
7	Yochelson, Roger	61	NCMS	39.80
8	Payne, (Earl R) Bob	61	NCMS	32.83
9	Davis, Craik	60	NCMS	33.54
10	Traester, William F	63	CONN	45.00

**Heat 6 of 39 Finals**

1	Nickodem, Peter W	62	HLJ	32.12
2	Lee, Terrence J	62	NCMS	31.50
3	Palmer, Bill	61	MICH	31.00
4	Lintz, Steve	61	SNM	30.75
5	Wilson, Mark A	60	UNAT	29.90
6	Cothren, Jack	62	FISH	30.09
7	Bernard, Alan D	62	TAM	30.94
8	Youtt, George R	63	FISH	31.40
9	Nagle, Robert W	60	FACT	31.60
10	Frisch, David J	63	VMST	32.60

**Heat 7 of 39 Finals**

1	Vazmina, Rudy J	61	SYSM	28.68
2	Gruber, Glenn A	62	VCM	28.05
3	Boster, Stephen R	61	DAMM	27.90
4	Trevisan, Paul T	60	1776	27.20
5	Middleton, Marc D	60	BLU	25.80
6	Alderson, Pat	60	GSMS	27.14
7	Osborn, James	60	GS	27.59
8	Wilson, Robert H	60	CAQM	28.00
9	Tharp, Greg J	61	WMST	28.06
10	Cornell, Tom	64	SYSM	29.38

**Heat 8 of 39 Finals**

1	Lee, Doug	56	NCMS	29.89
2	Carrow, Hill	57	NCMS	29.70
3	Guadagni, Peter M	57	WCM	29.48
4	Robert, David W	56	NCAL	29.16
5	Lautman, Scott M	59	BWAQ	29.06
6	Fox, Richard E	56	ELG	29.10
7	Carver, David	57	GAJA	29.34
8	Caligiuri, Dan A	56	BLU	29.70
9	Vizzari, Richard L	55	NWMS	29.78
10	Suarez, Ed C	57	GOLD	29.90

2012 USMS Spring National Championships, Sanction #: 132-001

Greensboro Aquatic Center

Meet Program - Sunday, April 29, 2012

**Heat 9 (#38 Men 50 Yard Butterfly)**

1	Ockerman, Jeff	57 NASH	28.70
2	Karas, Paul G	56 MICH	28.05
3	Bohlken, Ross P	57 BLU	27.96
4	Heather, Michael R	57 MVN	27.49
5	Crowder, Robert T	56 NCMS	27.00
6	Keith, Dale W	57 1776	27.45
7	Hague, David J	58 DAMM	27.55
8	Toth, Dennis J	57 UNAT	28.01
9	Thornton, James	59 1776	28.20
10	Sterne, Erik A	59 ROSE	28.88

**Heat 10 of 39 Finals**

1	Hildebrandt, David C	57 GAJA	26.93
2	Smith, Darrell J	55 MINN	26.58
3	Wilkin, Dave	59 AURO	26.40
4	Heath, Robert H	55 MAM	25.90
5	Hedrick, Trip	58 UNAT	24.55
6	Graham, Donald	57 PNA	24.78
7	Fields, John A	55 AWJ	25.92
8	Martin, Doug	58 ARKM	26.50
9	Craig, John M	57 CONN	26.80
10	O'Brien, Kerry L	55 WCM	26.95

**Heat 11 of 39 Finals**

3	Bradley, Robert J	54 NCMS	35.27
4	Corbeil, Keith	52 MICH	33.50
5	Downey, James E	51 HURY	33.16
6	Shears, David M	52 MICH	33.50
7	O'Donnell, Jeremiah J	53 NCMS	34.00

**Heat 12 of 39 Finals**

1	Haller, Fritz B	53 NCMS	30.83
2	Erb, Wayne L	52 NCMS	29.90
3	Banfield, Robert C	54 BMST	29.62
4	Shipp, Bill M	52 TERR	29.13
5	Cortina, Jorge A	53 UNAT	28.90
6	Yamamoto, Eddie	52 SWOM	29.00
7	Doyle, Mark	52 NCMS	29.48
8	Parker, Lee	50 NCMS	29.75
9	Traynor, John	52 IM	30.11
10	Buchanan, Bill	52 NCMS	32.60

**Heat 13 of 39 Finals**

1	Tucker, Jim	51 NCMS	28.80
2	DiMeglio, Chuck	51 UNAT	28.63
3	Weischedel, Brian J	52 NCMS	28.50
4	Fiest, Eric R	53 NCMS	28.08
5	Bailey, Alexander R	51 ART	27.90
6	Czekala, Steven R	52 REDT	28.07
7	Singletary, Henry P	51 NCMS	28.20
8	Sheaves, Mike	53 UNAT	28.52
9	Paulsen, Curtis A	52 WMAC	28.77
10	Wynn, Richard T	51 NCMS	28.80

**Heat 14 of 39 Finals**

1	Spencer, Michael J	54 NCMS	27.32
2	Mc Farland, James A	52 NCMS	27.04
3	Emison, Thomas W	53 MINN	26.90
4	Fisher, Dennis E	52 CSMT	26.80
5	Grzeszczak, John S	53 GOLD	26.50
6	Hellmann, Ralph P	50 UNAT	26.60
7	Regan, Michael F	51 MESC	26.81
8	Moreno, Al	51 GOLD	27.00
9	Malsbury, David B	50 VMST	27.07
10	Fort, Robert L	54 MICH	27.59

**Heat 15 of 39 Finals**

1	Bank, Holden J	52 BLU	25.60
2	Klein, Jonathan E	54 NCMS	25.30
3	Specht, William L	54 SPM	24.97
4	Wood, Steve	51 BLU	24.50
5	Britt, Clay	51 ANCM	24.50
6	Killeen, Robert	50 DAMM	24.50
7	Phillips, John M	53 NCMS	24.95
8	Kone, Bruce C	54 RICE	25.10
9	Pogue, Jim H	51 MICH	25.50
10	McCabe, Thomas J	54 IM	25.80

**Heat 16 of 39 Finals**

3	Vurdelja, David D	46 RMST	46.46
4	Trogon, Raymond D	45 NCMS	32.75
5	Czander, Eric W	46 DCAC	29.99
6	Kirvan, David B	47 WH2O	30.40
7	Haberstich, Brian	45 IM	38.18
8	Alston, Robert L	47 NCMS	52.40

**Heat 17 of 39 Finals**

1	Hopkins, Mark	49 NCMS	29.60
2	Arnholt, Alan T	48 NCMS	28.88
3	Dudley, Tom E	46 GS	28.50
4	Edwards, Andy	47 IAMA	28.04
5	Pellizzari, John H	45 NCMS	27.98
6	King, Ian	49 GAJA	28.02
7	Savage, Steve	45 PALM	28.26
8	Menches, Karl S	48 PALM	28.50
9	Brekovsky, Tom	49 NCMS	29.24
10	Toy, Raymond	45 CMYM	29.62

**Heat 18 of 39 Finals**

1	Lynd, Howard W	45 UNAT	27.89
2	Mc Cormack, Bryan J	46 TOC	27.60
3	Fitzgerald, Sean	48 ART	27.50
4	Colvard, John D	49 NCMS	27.32
5	Coates, Ed M	46 TXLA	27.18
6	Eastman, James Chris	47 BARM	27.20
7	Casazza, Bill R	49 NCMS	27.43
8	Bitzenhofer, Mike A	47 NCMS	27.50
9	Ford, Doug	48 NCMS	27.63
10	Nannucci, Franco	45 NCMS	27.95

**Heat 19 of 39 Finals**

1	Birnbrich, Chris L	48 NAM	27.00
2	Whitney, Timothy C	47 PCAT	27.00
3	Harris, Gregory	48 VMST	26.70
4	Smith, Jerry L	46 RAT5	26.50
5	Hathorne, Matt D	47 UNAT	26.29
6	Noe, William E	47 NAM	26.30
7	Birnbrich, Mark S	45 NAM	26.51
8	Dever, Frederick E	46 DCAC	26.79
9	Bright, John M	47 MVN	27.00
10	Jimison, Thomas N	47 UNAT	27.10

**Heat 20 of 39 Finals**

1	Ritchey, Dr. Kendale L	45 GKMS	25.95
2	Vaughan, Niculus G	48 RNVS	25.60
3	Wagner, Harold K	46 NAM	25.52
4	Peschel, Keith D	46 AQUM	25.49
5	Beatty, Dan C	46 GAJA	25.17
6	Bennett, Dennis	46 UNAT	25.21
7	Winans, Timothy J	48 UNAT	25.50
8	Stewart, Henry D	48 NCMS	25.60
9	Gabriel, Noah	47 DBMS	25.94
10	Weber, Mark A	45 SYSM	26.16

**Heat 21 of 39 Finals**

1	McCool, Chris	47 UNAT	24.92
2	Patten, Bobby	49 DAMM	24.66
3	Sargent, Gregory O	45 CONN	24.44
4	Moran, Marty	45 SCYM	24.23
5	Sims, David E	49 IM	23.55
6	Segal, William N	47 JAM	24.21
7	Fulbeck, Kip	46 WMAC	24.30
8	Heber, Scott	45 DAMM	24.50
9	Robertson, Doug	48 GKMS	24.68
10	Christensen, Kurt A	46 MICH	25.12

**Heat 22 of 39 Finals**

2	Bullard, Joel	39 NCMS	29.76
3	Hinz, Brian P	38 CMYM	28.28
4	Judge, Joshua M	35 TNYA	27.50
5	Krhoun, Robert S	38 UNAT	27.50
6	Sadosky, Daniel	37 NCMS	28.73
7	Su, Billy	38 NCMS	30.03
8	Moore, Steven E	40 NCMS	33.76
9	Sturgis, Jason	40 NCMS	34.35

**Heat 23 of 39 Finals**

1	Gilbert, Bayard E	42 ARKM	28.95
2	Butterfield, Pete	43 NCMS	28.60
3	Crampton, Jim C	42 UNAT	28.48
4	Mahmoud, Tamer H	43 NCMS	28.00
5	Castleton, Tom	40 ROSE	27.87
6	Johnson, Erik	43 NCMS	28.00
7	Ellis, Brian W	44 FXCM	28.14
8	Minkey, Donald J	44 WMAC	28.50
9	Jaffe, Robert A	41 NCMS	28.64
10	Bolinger, Timothy R	43 NCMS	32.00

## 2012 USMS Spring National Championships, Sanction #: 132-001

## Greensboro Aquatic Center

## Meet Program - Sunday, April 29, 2012

**Heat 24 (#38 Men 50 Yard Butterfly)**

1	Tomson, Farol L	40 GERM	27.60
2	Sever, Michael	41 NEM	27.52
3	Campbell, Steve A	41 1776	27.47
4	Boswell, Edmund O	42 NCMS	27.41
5	Burgess, Greg	40 NCMS	27.20
6	Carlson, John	40 RMST	27.24
7	Lyons, Jeff	41 NCMS	27.42
8	Roberts, Michael J	42 NCMS	27.50
9	Collins, Eric	40 SPM	27.59
10	Kucharski, Michael R	44 GAJA	27.64

**Heat 25 of 39 Finals**

1	Camposino, Bernardo	41 FACT	27.00
2	Kent, Aric E	41 MYST	26.68
3	Kroupa, Andy S	43 BLU	26.54
4	Young, Michel F	41 VCM	26.35
5	Finn, John P	43 NCMS	26.28
6	Clear, Kirk W	44 VMST	26.29
7	Gaal, Marty	40 NCMS	26.48
8	Herndon, Bradley F	41 NCMS	26.68
9	Torres, Mark	42 NCMS	26.95
10	Everman, Kelly	40 NAM	27.16

**Heat 26 of 39 Finals**

1	White, Kirk	42 COLU	26.02
2	Robling, Steve W	42 NCMS	26.00
3	Gomez, Felipe	44 NCMS	25.80
4	Eliasek, Steve	43 QMST	25.57
5	Mackenroth, Jack	43 TNYA	25.24
6	Schubert, Brian L	40 GAJA	25.51
7	Pegram, Steve	43 NCMS	25.72
8	Kollins, Scott H	42 NCMS	25.90
9	Stevens, Charles C	42 UNAT	26.02
10	Boyle, Antonio	42 HUNT	26.25

**Heat 27 of 39 Finals**

1	Mehok, George K	44 SYSM	24.85
2	Baleka, Siphwe K	41 UNAT	24.60
3	Roddin, Jeffrey H	43 ANCM	24.20
4	Ammon, Craig	43 EXCL	24.12
5	Beatty, Mark S	43 GAJA	23.28
6	Pace, Todd H	43 GOLD	23.50
7	Williams, Neill	44 DCAC	24.18
8	Sumner, David M	41 MVN	24.25
9	Torres, Todd	43 NCMS	24.66
10	Scollon, Erik L	40 REDT	25.12

**Heat 28 of 39 Finals**

1	Catterson, William H	39 NCMS	27.42
2	Albino, Jorge E	37 SYSM	26.77
3	Rice, Kenneth A	37 PNA	26.48
4	Hynes, Brodie	37 BLU	25.60
5	Glass, Mark W	37 WMST	25.21
6	Young, John E	36 NCMS	25.55
7	Madonia, Marc P	38 NCMS	26.33
8	Thompson, Thayer H	37 REDT	26.56
9	Lilienthal, Jason	38 NMMS	27.13
10	Eberheart, Andy	39 UNAT	27.43

**Heat 29 of 39 Finals**

1	Lecone, Timothy J	39 MESC	24.97
2	Mauriello, Matthew J	35 FISH	24.63
3	Ohman, Niclas K	37 NEM	24.32
4	Jacobson, Brian L	38 MINN	24.03
5	Summerlin, Daniel C	39 VMST	23.23
6	Morris, Chad	35 MGM	23.66
7	Eisenhuth, Matthew S	38 CMS	24.10
8	Hutchinson, Tyrone C	36 REDT	24.55
9	Speerscheider, Derek	38 NCMS	24.92
10	Martin, Daniel W	35 NCMS	25.00

**Heat 30 of 39 Finals**

3	Abreu, Joel	31 BCTM	29.50
4	Dyer, Christopher S	30 GAJA	28.07
5	Marzano, Eric	33 NEM	27.01
6	Timbs, Garry	30 RNVS	27.20
7	Zheng, Jiang	34 NCMS	28.09
8	McGowan, Sean M	31 AGUA	30.50

**Heat 31 of 39 Finals**

1	Jent, Daniel E	34 ALEX	26.84
2	Sikich, Christopher P	33 NAST	26.32
3	Dietrich, Nicholas W	31 ART	25.88
4	Dallamura, Scott J	33 NCMS	25.40
5	Johnson, Trent P	32 NCMS	24.99
6	Asti, Trevor	34 MICH	25.00
7	Fain, Jeremy S	34 REDT	25.50
8	Greenwood, Scott C	34 TOC	26.00
9	De Los Santos, Carlos R	34 BDGR	26.47
10	Houck, Andrew	31 NCMS	26.92

**Heat 32 of 39 Finals**

1	Gonzalez, Jose R	34 NCMS	24.90
2	Andrepoint, Daniel M	30 NCMS	24.75
3	Kummer, Rob	30 CAT	23.98
4	Gallagher, Brendan M	31 GSM	23.39
5	Knowles, Jeremy D	30 SWIF	23.00
6	Javorski, John	33 MGM	23.16
7	Holsman, Trent T	31 TOC	23.95
8	Meacham, Garth D	30 LVM	24.65
9	Kendig, Jamie M	31 SYSM	24.82
10	Gellin, Jonathan C	31 GAJA	24.93

**Heat 33 of 39 Finals**

3	Cole, Roy D	21 UNAT	32.00
4	Jackson, Alex A	20 MTMS	28.06
5	Cole, Robert R	23 AGUA	28.83
6	Schiedermayer, Ben	21 PNA	35.00
7	Taylor, Tim	25 ALEX	26.76
8	Spencer, Paul M	26 NCMS	29.00

**Heat 34 of 39 Finals**

1	Garner, Sam A	26 CUBU	26.65
2	Weischedel, David	26 NCMS	26.60
3	Smith, Ben A	25 DKTA	25.82
4	Hilliard, Chris K	29 AAA	25.41
5	Hiskey, Justin R	28 MARY	25.02
6	Osada, Tatsu	29 MARY	25.36
7	Erickson, John	27 VSM	25.77
8	Cleary, Kevin H	28 OREG	26.46
9	Moon, Matthew	25 MBAC	26.61
10	Gustafson, Daniel T	26 BCTM	26.67

**Heat 35 of 39 Finals**

1	Sharif, Khalil	29 NCMS	25.00
2	Donihe, Phil M	28 REDT	24.85
3	Talbott, Christopher J	25 TOC	24.68
4	Gallagher, Liam	26 GSM	24.22
5	Fisher, Zachary A	26 CSMT	24.00
6	Baccich, Thorn	29 NCMS	24.20
7	Carlson, Andrew	25 ROSE	24.50
8	Sostock, Matt	29 WMAC	24.70
9	Seitz, Andreas J	29 BCTM	24.93
10	Osborn, Peter D	28 GS	25.00

**Heat 36 of 39 Finals**

1	Anderson, Kenneth L	28 NFMS	23.90
2	Swenson, Eric J	26 AWJ	23.77
3	Carlson, Eric	27 ROSE	23.50
4	Goldman, Brian M	26 UNAT	23.19
5	King, Nathan P	27 UNAT	22.75
6	Gans, Egan	26 TOC	23.00
7	Chesson, Win	28 TNYA	23.45
8	Dorr, John W	28 TOC	23.54
9	Labour, Rafael E	25 BCTM	23.88
10	Mc Inerney, Scott A	25 NEM	23.99

**Heat 37 of 39 Finals**

1	Heller, Paul G	19 PNA	27.00
2	Burr, Justin	21 DUCK	26.85
3	Ellis, Haywood C	21 NCMS	26.70
4	Kunz, Christopher L	18 DUCK	26.50
5	Deason, Aaron	19 NCMS	26.12
6	Waters, Matthew	23 NCMS	26.38
7	Ganiyev, Doston	24 CMS	26.62
8	Hall, Robert W	22 RNVS	26.80
9	Cain, Quentin R	20 GRIN	26.89
10	Whitefield, Benjamin G	22 PNA	27.76

**Heat 38 of 39 Finals**

1	Priewe, Ross C	19 DUCK	25.91
2	Malasky, Martin E	23 TOC	25.64
3	Godwin, Christopher A	24 SLV	25.62
4	Freds, Keaton S	20 SWOM	25.38
5	Felton, Robert T	24 TMST	25.25
6	Naugle, Andrew	21 DUCK	25.32
7	Hofmann, Brian R	24 VMST	25.56
8	Morrell, Elijah N	20 MTMS	25.62
9	Hui, Shawn S	18 DUCK	25.83
10	Gallagher, Kevin C	24 ARMS	25.99

**Heat 39 of 39 Finals**

1	Henahan, Patrick	24 NCMS	25.00
2	Thorsnes, David	20 HMS	24.80
3	Shaheen, Luke	23 SYSM	24.50
4	Williams, Miller M	24 UNAT	24.00
5	King, Tyler J	24 UNAT	22.55
6	Witzke, Christian E	24 REDT	23.00
7	Kochheiser, Weston L	21 UNAT	24.28
8	Veintimilla, Miguel	24 ROSE	24.78
9	Partin, George	23 NCMS	24.90
10	Shiwnath, Mikey	23 BCTM	25.01

**2012 USMS Spring National Championships, Sanction #: 132-001**

**Greensboro Aquatic Center**

**Meet Program - Sunday, April 29, 2012**

**#39 Women 200 Yard Breaststroke**

Lane	Name	Age Team	Seed Time
<b>Heat 1 of 14 Finals</b>			
1	Dockendorf, Pat	85 NCMS	6:56.11
2	Stone, Marjorie	88 GPCS	5:18.81
3	Berkley, Marianna	89 VMST	6:30.91
4	Van Meeteren, Greta	65 NCMS	3:46.65
5	Webb, Linda	66 SFTL	3:24.31
6	Christenson, Candy J	65 WMAC	3:45.41
7	Campbell, Joan K	82 FACT	5:14.52
8	Arnold, Patricia F	73 SMS	4:16.90
9	Klein, Sigi B	76 SKY	5:31.57
<b>Heat 2 of 14 Finals</b>			
2	Larson, Joyce M	62 GAJA	4:14.71
3	Carruthers, Kate M	63 PNA	3:36.00
4	Lewis, Kathleen	60 TPIT	3:12.10
5	Lofus-Charley, Shirley A	60 VMST	2:58.21
6	Hummel, Barbara R	60 NEM	3:00.85
7	Hirr, Patrice L	63 FACT	3:14.27
8	Cathey, Sandra G	62 NCMS	3:45.00
9	Parsons, Donna	62 NCMS	4:16.96
<b>Heat 3 of 14 Finals</b>			
1	Greely, Kathleen M	52 GAJA	3:50.72
2	Nolte, Susan D	51 CMS	3:22.37
3	Kirk, Susan	51 BERK	3:15.88
4	Van Cleave, Julie M	53 WMAC	3:14.47
5	Krugman, Elaine	50 GAJA	3:22.00
6	Clair, Kathleen S	54 1776	3:24.36
7	Schueckler, Leslie P	56 BSM	3:54.00
8	Smith, Alison J	58 NCMS	3:28.56
9	Mitchell, Alison A	57 MVN	3:33.06
10	Schneider, Mary P	59 WMAC	4:03.34
<b>Heat 4 of 14 Finals</b>			
1	Childers, Judy A	58 GSMS	3:26.93
2	Yankauskas, Paula J	57 NEM	3:22.67
3	Haan, Mary Wohl	58 CMS	3:16.22
4	Valdez, Elaine S	56 MOST	3:04.26
5	Estel, Beth A	56 NEM	2:54.26
6	McDonnell, Peggy H	56 GOLD	3:00.00
7	Finch, Merry B	57 YCMS	3:06.49
8	Harrelson, Jo Ann	56 SPM	3:22.48
9	Hood, Patricia B	56 1776	3:25.35
10	Merena, Elizabeth J	59 UNAT	3:28.54
<b>Heat 5 of 14 Finals</b>			
1	Murks, Karol B	54 NCMS	3:06.07
2	Almand, Jennifer C	53 GAJA	3:02.63
3	Miller, Patricia M	51 VMST	2:56.87
4	Koster, Carolyn	50 POST	2:53.45
5	Crouch, Kim	50 CMS	2:42.33
6	Wenzel, Chris	52 FLAQ	2:51.07
7	Spence, Denise	52 NEM	2:55.02
8	Petersen, Stephanie O	50 SLAM	2:58.00
9	Kittles, Ginny	54 GAJA	3:06.00
10	Alton, Dale	54 GAJA	3:08.00

**Heat 6 of 14 Finals**

2	Dixon, Alison M	49 NEM	3:15.00
3	Scott, Leslie	47 GS	3:10.23
4	Speer, Nancy	49 VMST	3:04.51
5	Hamel, Laura	47 SYSM	2:58.57
6	Thilker, Lisa A	46 CMS	3:03.84
7	Eagle, Lisa	47 NCMS	3:08.79
8	McClure, Pam	48 RAY	3:14.00
9	Hamilton, April O	45 CFYM	3:29.61

**Heat 7 of 14 Finals**

1	Candelaria, Sharron	48 NCMS	2:54.52
2	Elias-Williams, Maria L	47 GSMS	2:49.87
3	McFarlane, Tracey D	45 BLU	2:45.50
4	Bennett, Ellen K	49 SYSM	2:44.37
5	Popps, Corrin C	47 MICH	2:39.43
6	Gillman, Regina M	46 NCMS	2:40.13
7	Groves, Lisa J	47 MACH	2:44.95
8	Lindroos, Pamela M	46 NCMS	2:46.47
9	Frederic, Christine	47 SMS	2:52.36
10	Carr, Kate	45 PNA	2:58.00

**Heat 8 of 14 Finals**

2	Maycock, Cary W	43 NCMS	3:07.89
3	Vander Haegen, Geraldine E	44 PNA	3:00.58
4	Segraves, Ann M	41 MVN	2:56.43
5	Beeman, Ashley C	40 UNAT	2:52.10
6	Dotson, Laura	42 NCMS	2:55.00
7	Franklin, Rebecca	43 VMST	2:58.09
8	Haberstich, Carrie	40 IM	3:03.28

**Heat 9 of 14 Finals**

1	Streater, Barbara A	41 VMST	2:51.75
2	Bonfilio, Dawn A	43 NCMS	2:47.96
3	Day, Nadine K	41 DANY	2:41.13
4	Werner, Haleigh A	43 PNA	2:36.63
5	Legaspi, Kelly A	40 SFTL	2:26.88
6	Goodale, Rainy M	42 NEM	2:34.85
7	Conlin, Cheryl	43 CUBU	2:38.00
8	Ascione, Lynn	44 BERK	2:46.42
9	Collett, Tracy	41 GAJA	2:50.00
10	Clark, Inge	42 IM	2:52.00

**Heat 10 of 14 Finals**

2	Krasowski, Nicole G	39 NCMS	3:13.32
3	Bryant, Lynn	39 USF	2:50.93
4	Hatakeyama, Chio E	37 WSC	2:38.68
5	Merritt, Anne Hanna	37 HURM	2:29.82
6	Packard, Andrea H	37 NCMS	2:35.55
7	Natkin, Heidi	38 AWJ	2:46.62
8	Turnbull-Brown, Elisabeth A	39 TNYA	2:56.00

**Heat 11 of 14 Finals**

1	Medina, Katie E	31 NCMS	2:59.40
2	Massey, Melissa K	30 RAY	2:48.77
3	de Hart, Jenny E	34 STON	2:39.84
4	Melsen, Krisie M	31 SCYM	2:36.39
5	Chance, Danielle R	30 BLU	2:30.20
6	Wilkins, Jillian A	31 BLU	2:31.59
7	Downing, Jennifer	33 NEM	2:37.61
8	Nagle, Cynthia A	33 NCMS	2:45.15
9	Dunphy-Daly, Meagan M	30 NCMS	2:51.18
10	Bennett, Carolyn M	34 FISH	3:23.35

**Heat 12 of 14 Finals**

1	Lehner, Sarah C	29 YMTN	2:53.55
2	Dougherty, Erin M	29 REDT	2:49.94
3	Turner, Betsy	28 VMST	2:47.51
4	Au, Lauren E	27 NEM	2:46.04
5	Carter, Jamie L	27 NCMS	2:41.02
6	Cheetham, Meredith R	26 NCMS	2:45.56
7	Claycomb, Meredith A	27 NCMS	2:46.98
8	Enders, Carly	27 MTSC	2:48.19
9	Humienny, Stacey	27 GSMS	2:50.30

**Heat 13 of 14 Finals**

1	Charley, Amy C	26 VMST	2:40.00
2	Russo, Claire C	28 VMST	2:37.44
3	Watterson, Laura A	27 NCMS	2:33.79
4	Myers, Danielle E	27 VMST	2:33.11
5	Fuchs, Lauren	25 CUBU	2:29.03
6	Gromer, Karen	27 MOST	2:29.27
7	Capizzi, Stefanie	25 ROSE	2:33.33
8	Lawlor, Elizabeth G	26 AGUA	2:35.05
9	Jaescke, Susan M	26 NCMS	2:37.80
10	Smith, Nicole M	29 UNAT	2:40.00

**Heat 14 of 14 Finals**

2	Abdie, Kaitlyn M	19 DUCK	2:54.40
3	Sturr, Ariana A	18 DUCK	2:49.90
4	Letendre, Denise M	23 UNAT	2:40.00
5	Lamour, Florence C	21 MINN	2:35.00
6	Preslar, Jessie	22 GSMS	2:39.77
7	Larson, Sarah	22 GAJA	2:44.36
8	O'Donnell, Maureen L	19 NCMS	2:50.00
9	Hoffman, Lauren E	20 DUCK	3:15.00

**#40 Men 200 Yard Breaststroke**

Lane	Name	Age Team	Seed Time
<b>Heat 1 of 18 Finals</b>			
3	Bauman, John H	81 WMAC	4:36.01
4	Burgess, H. William	83 HIMA	4:18.87
5	Woods, Albert H	83 GAJA	3:54.23
6	Knowles, Sr., Percival A	81 SWIF	4:25.63
7	Larson, E Ole	91 NCMS	4:45.50
8	Corse, John D	88 HLJ	4:45.03
<b>Heat 2 of 18 Finals</b>			
1	Frankenthaler, S E "bud"	78 GAJA	6:20.00
2	Lyons, Thomas F	78 VMST	4:28.90
3	Best, Bob	79 SDSM	3:36.00
4	Lauer, William J	77 GKMS	3:24.63
5	Patten, Bob W	77 CMS	3:21.50
6	Stolz, Hal F	77 GAJA	3:31.93
7	Bellem, Ray	75 ARIZ	3:40.61
8	Scheidelman, Ronald J	77 ADMS	4:40.42
9	Reid, Joe	63 GAJA	3:09.58
10	Eisenklam, Peter A	69 ARIZ	4:00.08



## 2012 USMS Spring National Championships, Sanction #: 132-001

## Greensboro Aquatic Center

## Meet Program - Sunday, April 29, 2012

**Heat 3 (#40 Men 200 Yard Breaststroke)**

1	Riddle, Peter E	74 SDSM	4:25.00
2	Scharf, Ray	74 NCMS	3:44.60
3	Miller, David W	71 GAJA	3:30.47
4	Diamond, Louis H	72 ANCM	3:25.65
5	Loewe, Raymond D	70 UNAT	3:00.00
6	Laux, Michael A	70 CONN	3:04.65
7	Gadol, Louis C	70 NCMS	3:27.36
8	Fasbender, Barry A	74 STAN	3:32.13
9	Chuvén, Herb	73 GAJA	4:04.25
10	Anderson, Craig	62 NCMS	3:04.14

**Heat 4 of 18 Finals**

1	Slaughter, James W	66 NCMS	3:37.11
2	McGee, Terry R	67 FACT	3:35.71
3	Meyer, Gerald H	67 O*H*	3:22.33
4	Sawyer, Dennis L	68 PNA	3:13.61
5	Zeigler, John V	66 GAJA	3:10.55
6	Fuenmayor, Jose	68 UNAT	3:13.52
7	Fletcher, Doug	69 NCMS	3:18.71
8	Pohlmann, John T	68 SLAM	3:23.62
9	Maguire, Tom	69 GSMS	3:36.80
10	Van Meeteren, Hans P	68 NCMS	3:37.80

**Heat 5 of 18 Finals**

1	Saloga, Jim	66 UNAT	3:06.51
2	Husson, Bob	66 NCMS	3:03.00
3	Stafford, Rick A	65 PNA	2:55.68
4	Lawrie, Jim	65 SNM	2:53.23
5	Strand, Robert	66 ROSE	2:32.50
6	Peterson, Steven B	65 PNA	2:48.70
7	Cole, Henry E	67 COLU	2:54.99
8	Dannenberg, James	67 WMAC	3:00.00
9	Corris, Robert B	67 WMAC	3:05.32
10	List, Robert W	66 GSMS	3:07.55

**Heat 6 of 18 Finals**

1	Lee, Terrence J	62 NCMS	2:56.00
2	Dougherty, Michael P	60 BOZE	2:47.12
3	Mierzwa, Hank S	62 STON	2:40.38
4	Rogacki, Daniel J	64 NEM	2:39.67
5	MacDonald, Lee H	60 CMS	2:35.00
6	Kerns, Hubie	62 VCM	2:39.00
7	Baker, John B	60 PNA	2:40.00
8	Campana, James L	60 ELG	2:46.42
9	Rollins, Bruce W	62 WMST	2:51.70
10	Pillmore, Bill	64 NCMS	2:56.40

**Heat 7 of 18 Finals**

1	O'Keefe, John P	50 CMS	3:02.00
2	Shears, David M	52 MICH	3:01.00
3	Creason, Paul K	54 MICH	2:46.65
4	D'Englere, Paul M	50 NCMS	2:45.09
5	Heinemann, William A	54 NIAG	2:38.93
6	Erb, Wayne L	52 NCMS	2:45.70
7	Martin, Michael P	51 UNAT	2:55.00
8	Rehanek, R Todd	50 GSMS	3:01.20
9	Jing, Jung	56 UNAT	10:00.00

**Heat 8 of 18 Finals**

1	Baars, Bryan	57 GCPS	3:24.81
2	Bottini, Mike	57 METR	3:07.25
3	Adcock, Richard P	56 PNA	2:54.07
4	Caligiuri, Dan A	56 BLU	2:48.10
5	Finn, Peter R	58 DOC	2:45.34
6	Roth, Bob	57 MARY	2:45.50
7	Vizzari, Richard L	55 NWMS	2:49.90
8	Abbate, Gary A	57 TPIT	2:55.00
9	Goldring, Michael	59 TNYA	3:23.98
10	Harwart, Paul H	55 GAJA	3:50.19

**Heat 9 of 18 Finals**

1	Inglefield, Jody	57 NCMS	2:43.03
2	Haberek, Cork	55 SKY	2:35.20
3	Schmitz, Robert L	59 NCMS	2:33.98
4	Hemmerle, Jamie	56 1776	2:27.50
5	Shead, Timothy M	59 GOLD	2:22.00
6	Von Hoffmann, Gerard	56 NOVA	2:24.00
7	Neville, Richard	55 FAST	2:31.52
8	Blatt, Michael J	56 VCM	2:35.07
9	Vestal, Neal L	57 GS	2:36.83
10	Lee, Doug	56 NCMS	2:43.44

**Heat 10 of 18 Finals**

1	Hendrickson, John J	51 TOC	2:35.00
2	McLeod, Mark A	52 CSMT	2:31.10
3	Vargas, Daniel	51 ARIZ	2:29.00
4	Moreno, Al	51 GOLD	2:28.00
5	Guthrie, David M	51 TXLA	2:20.00
6	Dyer, Andy	53 AWJ	2:21.93
7	Matysek, Jim	52 SYSM	2:28.61
8	Holmberg, Tom	53 IM	2:30.36
9	Reilly, Jeff M	50 1776	2:31.40
10	Pettibone, Chip	50 NEM	2:36.32

**Heat 11 of 18 Finals**

1	Putney, Donald C	48 NCMS	2:35.21
2	Johnson, Eric	45 ASAM	2:32.51
3	Jimison, Thomas N	47 UNAT	2:30.50
4	Wilson, Boyd E	48 NCMS	2:31.03
5	Neyland, Spencer B	47 REDT	2:33.98
6	O'Donnell, John E	38 NCMS	2:32.62
7	Aber, Dan	38 NCMS	2:36.11
8	Weselman, Brad C	43 GAJA	3:00.96
9	Diener, Andre	42 GAJA	3:05.66
10	Kirk, Bryan	30 RNVS	2:31.78

**Heat 12 of 18 Finals**

1	Condon, Doug	49 TVM	2:27.81
2	Wennborg, Lars A	49 NCMS	2:23.09
3	Smith, Jerry L	46 RATS	2:19.70
4	Hancock, Thomas	48 RATS	2:16.12
5	Tuchler, Jim	47 IM	2:12.80
6	Jennings, Bob	46 NCMS	2:16.10
7	Marx, Jeff	47 NITR	2:17.04
8	Livingston, Terry	45 BLU	2:20.00
9	Hilgen, Thomas H	47 NCMS	2:27.54
10	O'Connell, Daniel C	46 NCMS	2:30.00

**Heat 13 of 18 Finals**

1	Bell, Richard J	42 MESC	2:46.37
2	Gonzalez, Jose E	40 NCMS	2:31.16
3	Stuart, Steven J	43 GS	2:30.25
4	Kennedy, Derek	43 GKMS	2:25.00
5	Mugford, Stephen A	44 NEM	2:23.51
6	Mackenroth, Jack	43 TNYA	2:24.88
7	Shattuck, Drew J	43 SUNF	2:26.88
8	Hillman, Allen F	44 SYSM	2:30.98
9	Lucero, Michael D	41 ROSE	2:34.98
10	LoCascio, Jim	42 UNAT	2:50.00

**Heat 14 of 18 Finals**

1	Doherty, Todd S	41 PNA	2:22.36
2	Hamilton, Nathan	43 SNM	2:18.78
3	Goodison, Michael R	40 TERR	2:16.34
4	Solano, Abraham E	42 SKY	2:15.29
5	West, Steve T	40 NOVA	2:03.19
6	Santos, Roque J	44 WCM	2:08.00
7	Magee, Mark A	44 LVM	2:15.81
8	Williams, Neill	44 DCAC	2:18.56
9	Kays, David E	44 PNA	2:22.34
10	Lee, Michael P	44 MARY	2:22.59

**Heat 15 of 18 Finals**

1	Blanco, Alonso O	37 MOST	2:31.08
2	Moon, WonKee	37 DCAC	2:29.14
3	Huggins, Dale R	39 TXLA	2:28.00
4	Butcher, Rob	39 SYSM	2:15.75
5	Morris, Chad	35 MGM	2:13.50
6	Mason, Michael	38 ROSE	2:13.76
7	Lee, Mark K	37 NCMS	2:20.35
8	El Dokor, Tarek A	36 PHX	2:28.20
9	Jackson, Scott J	37 NOVA	2:29.99
10	Dunson, David B	39 NCMS	2:31.50

**Heat 16 of 18 Finals**

1	Allen, Benjamin	31 NCMS	2:27.73
2	Nguyen, Son	32 MESC	2:25.79
3	Carmine, Jay R	34 NCMS	2:25.25
4	Cassella, Ryan G	30 CAT	2:15.00
5	Nagy, Joe	31 REDT	2:05.12
6	Schmidt, Matthew B	34 WH2O	2:11.39
7	Durieux, Chad A	32 ROSE	2:19.94
8	Kreel, Nathaniel E	33 NCMS	2:25.42
9	Thorpe, Nick	32 OREG	2:27.48
10	McGowan, Sean M	31 AGUA	2:28.00

**Heat 17 of 18 Finals**

1	Gustafson, Daniel T	26 BCTM	2:29.05
2	Swenson, Christopher N	29 GSM	2:15.48
3	Wohl, Adam M	25 MICH	2:09.17
4	Wohl, Daniel P	27 BGSC	2:06.08
5	Carlson, Eric	27 ROSE	2:03.64
6	Gans, Egan	26 TOC	2:05.00
7	Deery, Kyle B	27 SYSM	2:06.73
8	Swenson, Eric J	26 AWJ	2:12.95
9	Schildknecht, Calvin E	27 ARKM	2:20.99
10	Cleary, Kevin H	28 OREG	2:40.00

**2012 USMS Spring National Championships, Sanction #: 132-001**

**Greensboro Aquatic Center**

**Meet Program - Sunday, April 29, 2012**

**Heat 18 (#40 Men 200 Yard Breaststroke)**

1	Shelnut, Daniel	19 PNA	2:40.00
2	Ganiyev, Doston	24 CMS	2:34.34
3	Warner, Adam S	24 SAMY	2:18.50
4	Dolar, Kevin I	24 USF	2:17.89
5	Keefer, Elliot	23 NCMS	1:58.90
6	Thomas, Chandler P	22 NCMS	2:02.82
7	Schildknecht, Peter E	22 ARKM	2:17.99
8	DeHart, Morgan L	23 MARY	2:33.45
9	Rhodes, Kevin R	19 DUCK	2:38.42
10	Hardin, Channing M	20 FSYM	3:10.00

**#41 Women 50 Yard Backstroke**

Lane	Name	Age Team	Seed Time
------	------	----------	-----------

**Heat 1 of 21 Finals**

4	Parsons, Donna	62 NCMS	54.03
5	Lorenzi, Betty S	84 FACT	47.15
6	Murray, DJ	82 HHAC	1:10.32

**Heat 2 of 21 Finals**

1	Mock, Ruth S	79 COLM	1:28.00
2	Kremer, Sandra	75 NCMS	1:01.00
3	Henderson, Martha J	75 FACT	54.41
4	Jordan, Betsy T	75 SDSM	45.00
5	Vass, Mary Katherine	75 NCMS	52.26
6	White, Rachel	77 NCMS	54.60
7	Miller, Kay	77 GCPS	1:06.68
8	Vickers, Valerie G	63 NCMS	45.52
9	Glines, Susie L	60 NEM	44.04

**Heat 3 of 21 Finals**

1	Fisken, Kathleen C	70 ANCM	51.69
2	Blackwell, Ceil W	71 NCMS	49.00
3	Newell, Sally	74 INDY	48.76
4	Durrant, Betsy	70 VMST	43.82
5	Frid, Barbara	70 OREG	40.00
6	Schreiner, Beth	71 VMST	42.15
7	Coakley, Marian W	74 NEM	48.75
8	Getzendaner, Janet J	71 PNA	49.00
9	Decarli, Carmen A	72 GMUP	51.00
10	Havel, Germaine L	63 WMAC	43.73

**Heat 4 of 21 Finals**

1	Manheim, Lucy M	69 RMST	49.04
2	Hovey, Mary Anna	69 NCMS	48.13
3	Martin, Judy	69 VMST	46.85
4	Ackley, Ella B	69 MM	44.46
5	Mitchell, Jeannie R	65 GOLD	37.65
6	Pohlmann, Mary M	67 SLAM	40.28
7	Hill, Marcia M	67 AGUA	46.52
8	Conkey, Nancy	67 SNM	47.35
9	Rice, Jane I	66 NCMS	48.51
10	Perryman, Sue	68 NCMS	49.77

**Heat 5 of 21 Finals**

1	Godwin, Margaret T	63 NCMS	42.25
2	Ventura Visbal, Rosa V	64 SFTL	42.00
3	Burke, Betty	61 1776	40.68
4	Barry, Marcia L	63 VMST	39.66
5	Kirwan, Denise	60 CUBU	36.50
6	Schneider, Margo M	64 GAJA	38.30
7	Hummel, Barbara R	60 NEM	40.40
8	Flinn, Emma	62 NCMS	41.10
9	Tevis, Maggie H	64 RHMS	42.12
10	Casey, Kathrine J	63 PNA	43.33

**Heat 6 of 21 Finals**

2	Childers, Judy A	58 GSMS	42.03
3	Beach, Lynn	55 GAJA	40.39
4	Hilton, Patti K	59 GSMS	39.24
5	Coakley, Lisa	57 ALEX	38.10
6	Watts, Sue N	57 1776	38.11
7	Poole, Cindy	55 NCMS	39.26
8	Blatt, Cindy S	58 VCM	42.00
9	Kester-Hedrick, L'Louise	57 UNAT	48.25

**Heat 7 of 21 Finals**

1	Betts, Nancy R	55 VMST	37.50
2	Larson, Linda L	56 SFTL	36.55
3	Vanderfleet-Scott, Jill A	57 NCMS	35.84
4	Amick, Beverly O	57 NCMS	34.88
5	Hughes, Maureen C	58 GOLD	34.50
6	Haan, Mary Wohl	58 CMS	34.74
7	Einsidler, Karen L	56 AGUA	35.04
8	Burlingame, Sharon M	55 GKMS	36.39
9	DeMere, Susan D	56 GS	37.00
10	Kicklighter, Pamela M	55 NCMS	37.58

**Heat 8 of 21 Finals**

2	Olinger, Amy M	47 FSYM	50.72
3	Boileau, Ute C	49 CMS	40.16
4	Labelle, Laura L	47 WH2O	37.98
5	Hallman-Kenner, Cathy L	46 PALM	38.66
6	Albert, Catherine	47 UNAT	50.00
7	Moore, Deborah S	49 GAJA	1:10.00
8	Hedgecock, Suzann B	50 NCMS	1:00.00

**Heat 9 of 21 Finals**

1	Dennis, Carla	51 NCMS	41.33
2	Lavery, Catherine F	53 GAJA	40.07
3	Menches, Lynn W	51 PALM	38.50
4	Thomas, Ann B	52 SFTL	35.99
5	Stevenson, Heather N	52 VMST	35.41
6	Barrell, Sharon M	50 NCMS	35.65
7	Harrington, Jeannie	50 SKY	36.04
8	Chappell, Melinda E	51 GSMS	39.00
9	Colby, Laura J	54 REDT	41.29
10	Porter, Mary Lynn	52 GSMS	47.55

**Heat 10 of 21 Finals**

1	Hajost, Cynthia M	52 RMST	34.90
2	Tatnall, Suzy C	52 CMS	32.53
3	Brightwell, Kim M	52 RMST	31.27
4	McEachran, Frances T	50 NCMS	30.51
5	Livingston, Leslie C	50 GMUP	27.46
6	Walsh, Sue	50 NCMS	29.76
7	Swanson, Vibeke L	50 1776	30.96
8	Doyle, Deanna	54 SYSM	32.00
9	Kirkpatrick, Laura A	52 UNAT	33.30
10	Spence, Denise	52 NEM	35.01

**Heat 11 of 21 Finals**

1	Young, Barbara A	49 NCMS	35.59
2	Goldsmith, Dara	45 LVM	34.84
3	Jaeger, Debbie K	49 VMST	34.77
4	Cahill, Janet C	45 SMST	34.55
5	Thompson, Janice	48 COLM	34.21
6	Riner, Betsy	45 CMS	34.25
7	Harris, Susan	46 MICH	34.68
8	Donovan, Kim M	48 NEM	34.80
9	Mestecky, Rowan	45 REDT	35.25
10	Howard, Amy	47 QMST	37.41

**Heat 12 of 21 Finals**

1	Vazquez, Maria E	46 GAJA	33.91
2	Crino, Heide P	45 CMS	32.41
3	Wolff, Celia	46 NCMS	31.71
4	Buscaglia, Caycee P	47 QMST	31.08
5	Williams, Susan O	46 CUBU	27.68
6	Welting, Laureen K	46 TOC	29.52
7	Nowak, Elizabeth A	48 NCMS	31.49
8	Patterson, Annette W	46 VMST	31.80
9	Freund, Shelle	47 WMST	32.50
10	Kellinger, Jenny M	49 VMST	34.16

**Heat 13 of 21 Finals**

1	Duque, Diana C	39 NCMS	35.84
2	Reedy, Heather R	38 NCMS	35.12
3	Wilson, Wendy	39 MACH	34.03
4	Ashmann, Chericka L	38 PNA	33.70
5	Angelada-Jao, Jennifer S	38 NCMS	34.35
6	Weeks-Honnold, Heather L	38 NCMS	35.44
7	Rubert, Shelley A	40 TGM	41.81
8	Rhodes, JerrieLynn	44 NCMS	35.24
9	Hynes, Shawn M	42 ARMS	41.58

**Heat 14 of 21 Finals**

1	Marshall, Sabina H	42 GSMS	34.33
2	Bryan, Becky	43 NCMS	34.00
3	Hageman, Heather M	41 NCMS	33.07
4	McPherson, Chris	44 NASH	32.08
5	Texel, Paula M	41 SPM	31.47
6	Stewart, Ann K	41 GOLD	31.63
7	Vann, KC	42 OHSP	32.52
8	Thompson, Courtney S	44 UNAT	33.85
9	Katsaros, Sheryl K	42 RMST	34.00
10	Gass, Melissa	44 NCMS	34.88

## 2012 USMS Spring National Championships, Sanction #: 132-001

## Greensboro Aquatic Center

## Meet Program - Sunday, April 29, 2012

**Heat 15 (#41 Women 50 Yard Backstroke)**

1	LeClair, Dale A	42 GOLD	31.24
2	Quarantino, Aimee M	42 CMS	31.00
3	Seavall, Kelly J	43 CMS	30.21
4	Armentrout, Anna S	40 REDT	29.89
5	Gary, Kristin J	44 REDT	27.69
6	Davidson, Michelle L	41 GSM	29.43
7	Tiltmann, Heather M	40 WMAC	30.12
8	Zeljak, Maureen A	44 CMSC	30.55
9	John, Jenny H	41 VMST	31.11
10	Hulett, Jennifer A	43 SFTL	31.40

**Heat 16 of 21 Finals**

1	Wetstone, Susan	38 PNA	32.89
2	Kyff, Jennifer J	38 METR	31.59
3	Lloyd, Kimberly K	39 NEM	30.56
4	Pelletier, Hillary	35 NEM	30.14
5	Limke, Tobi L	37 NBAC	29.61
6	Oberstar-Brown, Lia-Genevie	35 DAMM	29.98
7	Summerlin, Shannon	39 VMST	30.21
8	Lindauer, Kerry	37 NCMS	31.45
9	Weiser, Sabine	38 VMST	32.28
10	Lawrie, Dawn J	36 COLU	33.53

**Heat 17 of 21 Finals**

2	Klossner, Rebecca	30 NCMS	40.00
3	Howland, Heather	31 IM	36.90
4	Schoenlank, Julie A	32 METR	34.27
5	Yocum, Kari	34 PALM	34.08
6	Jones, Rose	33 INDY	34.20
7	Kays, Amelia B	32 NCMS	36.85
8	Gaal, Brianne	32 NCMS	38.00
9	Koepfel, Kacey J	32 REDT	40.00

**Heat 18 of 21 Finals**

1	Losego, Jessica	30 NCMS	33.55
2	Quattropiani, LeeAnne	33 NCMS	31.86
3	Brewer, Mary A	30 CAT	31.35
4	Downing, Jennifer	33 NEM	30.87
5	Vucinich, Elizabeth A	31 WH2O	29.17
6	Grover, Mollie K	31 TERR	29.92
7	Zerhusen, Megan	32 SKY	31.04
8	Old, Catherine A	34 NCMS	31.47
9	Felton, Tanya	33 UNAT	33.15
10	Medina, Katie E	31 NCMS	34.03

**Heat 19 of 21 Finals**

1	Divelbiss, Madison L	19 PNA	33.38
2	Oliver, Cassandra J	23 GS	33.00
3	Cruz, Penelope	18 BCTM	32.68
4	Pulley, Katherine	21 UTAH	32.26
5	Mitchell, Cassandra J	24 GKMS	32.43
6	Cox, Ashley B	20 NCMS	32.79
7	Moore, Jenna N	19 UTAH	33.00
8	Dickman, Rachel E	25 MGM	36.75
9	Mathey, Alison E	27 ARMS	32.83
10	Proctor, Elizabeth A	27 NCMS	40.00

**Heat 20 of 21 Finals**

1	Evans, Marlana M	28 NCMS	31.88
2	Van Erden, Jayme K	26 RMST	29.93
3	Charley, Amy C	26 VMST	29.50
4	Siegele, Jessica	28 NCMS	28.07
5	Bishop, Brooke A	25 TOC	27.35
6	O'Donnell-McCarthy, Fiona	25 TOC	27.72
7	Hibbard, Kate	27 VMST	28.50
8	Phillips, Kali A	27 NCMS	29.79
9	Kelly, Kaymee	27 CFYM	31.71
10	Humienny, Stacey	27 GSMS	32.42

**Heat 21 of 21 Finals**

1	Treece, Lindsay K	22 NCMS	31.37
2	DeRousseau, Karissa	18 DUCK	30.94
3	Reiss, Victoria	22 UNAT	29.98
4	Koran, Mary Ellen I	24 VSM	28.77
5	Seed, Caitlin C	24 CAT	27.74
6	Priddy, Megan E	24 CMS	28.38
7	Fisher, Katelyn A	18 CSMT	29.00
8	Spencer, Rachel	19 UTAH	30.00
9	Baumann, Mary Kate	24 BCTM	31.20
10	Lewinski, Katie	22 TGM	31.84

**#42 Men 50 Yard Backstroke**

Lane	Name	Age	Team	Seed	Time
------	------	-----	------	------	------

**Heat 1 of 23 Finals**

4	Schalla, Gordon J	85	WMAC	1:05.15
5	Mitchell, Jack	85	GAJA	48.00
6	Graves, Edwin H	88	FACT	53.63
7	Holmes, Rogers B	90	FACT	56.00

**Heat 2 of 23 Finals**

1	Bauman, John H	81	WMAC	51.01
2	McConnell, Stan	80	UNAT	45.00
3	Kortheuer, John D	81	NCMS	40.48
4	Manheim, Frank T	81	RMST	42.40
5	Anderson, Graham M	80	GAJA	45.20
6	Santini, JG	72	NCMS	1:06.00
7	Learmonth, William R	72	O*H*	41.79
8	Zuur, James	71	TAM	42.59
9	Borrero, Freddie	65	NCMS	42.42
10	Leen, Walter D	69	GAJA	1:11.11

**Heat 3 of 23 Finals**

1	Gerson, Gordon M	75	RMST	50.64
2	Shechter, Stanley J	79	AGUA	44.00
3	Dykstra, Bill	75	GOLD	39.59
4	Thayer, George D	76	OREG	38.33
5	Mitchell, Clarke E	79	NCMS	37.00
6	Ascherfeld, Ray	76	GCPS	37.61
7	Dunlap, Marion T	78	GAJA	39.00
8	Bailie, Bob	76	WMST	39.99
9	Sorel, Edward W	76	NEM	49.45
10	Dixon, Richard B	78	GAJA	56.87

**Heat 4 of 23 Finals**

1	Diehl, David J	70	YWMA	39.85
2	Van Horn, William G	73	TOC	38.00
3	Reid, Walt	71	PNA	36.41
4	Verth, Tom	73	SYSM	35.49
5	Roddin, Hugh J	70	ANCM	34.60
6	Murff, Don	70	TXLA	35.00
7	Bledsoe, Dennis R	73	WCM	36.11
8	Ackerman, Owen	74	IM	36.50
9	Shaw, James F	71	RINC	39.24
10	Pinkerton, Rolffs S	73	NCMS	40.88

**Heat 5 of 23 Finals**

1	Straka, Peter	69	TYMS	37.60
2	Conroy, Michael J	65	NIAG	36.26
3	Elder, James E	68	TOC	35.00
4	Whitley, John K	69	LJSM	34.50
5	Burns, Richard	68	TAM	29.00
6	Brzezinski, Jay	65	PALM	30.41
7	Brown, Bill	66	NCMS	34.59
8	Pierce, Donald A	66	RHMS	35.56
9	Boak, Thomas D	68	WMST	36.80
10	Smith, Dave	67	ELG	39.28

**Heat 6 of 23 Finals**

1	Sasser, Jon	56	NCMS	50.00
2	Carver, David	57	GAJA	32.38
3	Schmitz, Robert L	59	NCMS	30.82
4	Meyer, Kenneth G	56	ELG	30.76
5	Colvard, Carl	56	STAN	30.80
6	Long, Douglas D	58	GS	31.17
7	Purgason, H Lee	55	ROSE	36.80
8	Davis, Craik	60	NCMS	37.18
9	Kelber, Michael W	64	OREG	39.93

**Heat 7 of 23 Finals**

1	Nye, Lawrence	63	NCMS	36.60
2	Rensink, Rick	60	NCMS	35.36
3	Lee, Terrence J	62	NCMS	35.00
4	Reinbold, Ray	60	ALMT	33.70
5	Olson, Chuck A	62	MICH	33.00
6	Bruce, Bob A	64	OREG	33.11
7	Glass, Ernie	62	NCMS	33.95
8	Miller, Jim W	61	VMST	35.06
9	Frisch, David J	63	VMST	35.80
10	Diel, Bruce N	63	MOVY	36.67

**Heat 8 of 23 Finals**

1	Green, Dick	60	NEM	32.35
2	Preslar, Jay	60	GSMS	31.40
3	Tharp, Greg J	61	WMST	29.91
4	Middleton, Marc D	60	BLU	28.88
5	Meyer, Geoffrey A	60	1776	28.69
6	O'Keeffe, Peter R	61	UCLA	28.82
7	Bober, Richard S	61	NCMS	29.00
8	Osborn, James	60	GS	30.22
9	Reid, Joe	63	GAJA	32.29
10	Thompson, Frank L	60	MICH	32.80

2012 USMS Spring National Championships, Sanction #: 132-001

Greensboro Aquatic Center

Meet Program - Sunday, April 29, 2012

**Heat 9 (#42 Men 50 Yard Backstroke)**

1	Stocksdale, Steve A	58 NCMS	30.60
2	Hildebrandt, David C	57 GAJA	29.82
3	Ockerman, Jeff	57 NASH	29.41
4	Keith, Dale W	57 1776	28.36
5	Heath, Robert H	55 MAM	27.90
6	Graham, Donald	57 PNA	28.05
7	Wilkin, Dave	59 AURO	28.80
8	Stanback, John	58 CMS	29.50
9	Fochios, Dean T	58 WMAC	30.00
10	Lamour, Didier B	55 MINN	30.73

**Heat 10 of 23 Finals**

3	Fisher, Dennis E	52 CSMT	34.20
4	Sheaves, Mike	53 UNAT	31.13
5	Majeske, Andrew J	51 1776	30.89
6	Slater, Douglas K	54 NCMS	31.00
7	Spangler, Tom C	53 NCMS	31.50
8	Downey, James E	51 HURY	38.38

**Heat 11 of 23 Finals**

1	Doyle, Mark	52 NCMS	30.70
2	Gunzl, Arthur	50 CONN	30.11
3	DiMeglio, Chuck	51 UNAT	29.97
4	Mc Farland, James A	52 NCMS	29.62
5	Marsom, Phil	54 NCMS	29.20
6	Boileau, Mike	50 CMS	29.50
7	Jones, Judd	54 GKMS	29.67
8	Parker, Lee	50 NCMS	30.00
9	Hendrick, Marty	54 SFTL	30.65
10	Kennedy, Wilton C	50 VMST	30.80

**Heat 12 of 23 Finals**

1	McCarthy, Patrick J	52 GAJA	28.95
2	Malsbury, David B	50 VMST	27.75
3	Stultz, Todd W	52 SYSM	27.56
4	Klein, Jonathan E	54 NCMS	27.00
5	Wood, Steve	51 BLU	25.00
6	Britt, Clay	51 ANCM	25.20
7	Stalnaker, Todd	50 GCPS	27.14
8	Specht, William L	54 SPM	27.70
9	Belin, Thomas H	50 IAMA	28.92
10	Grzeszczak, John S	53 GOLD	29.00

**Heat 13 of 23 Finals**

2	Mangrum, John W	49 NCMS	33.78
3	Toy, Raymond	45 CMYM	32.98
4	Dudley, Tom E	46 GS	30.50
5	Gabriel, Noah	47 DBMS	29.80
6	Whitney, Timothy C	47 PCAT	30.50
7	Lynd, Howard W	45 UNAT	30.83
8	Saragoni, Mario	47 NCMS	33.50
9	George, Daniel J	45 NCMS	36.00

**Heat 14 of 23 Finals**

1	Mc Cormack, Bryan J	46 TOC	29.48
2	Mc Ginley, Patrick B	48 ROSE	29.29
3	Menches, Karl S	48 PALM	29.20
4	Pechman, Scott	45 AMS	29.00
5	Barringer, Rob	46 CMS	28.86
6	Bright, John M	47 MVN	29.00
7	Chan, Andy	49 NCMS	29.02
8	Turner, David R	48 NASH	29.20
9	Eastman, James Chris	47 BARM	29.44
10	LeVine, Robert S	47 NCMS	29.50

**Heat 15 of 23 Finals**

1	Birnbrich, Chris L	48 NAM	28.50
2	Mench, Edward H	45 SYSM	27.90
3	Shaffer, Mike G	46 VCM	26.88
4	Ritchey, Dr. Kendale L	45 GKMS	26.00
5	Tuchler, Jim	47 IM	25.60
6	Moran, Marty	45 SCYM	25.91
7	Dassow, Paul	49 RATS	26.80
8	Segal, William N	47 JAM	27.68
9	Byers, Christopher H	47 NCMS	28.00
10	Stewart, Henry D	48 NCMS	28.50

**Heat 16 of 23 Finals**

1	Fadely, Lewis	42 NCMS	29.67
2	Boswell, Edmund O	42 NCMS	28.98
3	Miller, Doug	42 NCMS	28.70
4	Torres, Mark	42 NCMS	27.94
5	Cox, Mark	44 TPIT	27.56
6	Callan, Sean P	42 TULS	27.67
7	Dietrich, Jim	41 NOVA	28.63
8	Schubert, Brian L	40 GAJA	28.83
9	Lynch, Ted	43 GSMS	29.05
10	Campeino, Bernardo	41 FACT	31.08

**Heat 17 of 23 Finals**

1	Clear, Kirk W	44 VMST	27.46
2	Sumner, David M	41 MVN	26.50
3	von Loewe, Pete A	41 GMUP	26.37
4	Benda, Brian	41 NBAC	26.10
5	Tiltmann, Laren A	42 WMAC	25.33
6	Keppeler, John H	44 PNA	25.38
7	Beatty, Mark S	43 GAJA	26.28
8	Roddin, Jeffrey H	43 ANCM	26.50
9	Mehok, George K	44 SYSM	26.62
10	Mugford, Stephen A	44 NEM	27.50

**Heat 18 of 23 Finals**

2	Gomez, Edgardo	39 NCMS	49.05
3	Houldsworth, Duncan A	36 MVN	30.40
4	Thompson, Thayer H	37 REDT	29.59
5	Lewis, Lee	38 VMST	29.44
6	Mirt, Chad J	38 FBST	29.58
7	Bullard, Joel	39 NCMS	30.29
8	Eberheart, Andy	39 UNAT	31.89

**Heat 19 of 23 Finals**

1	Churins, Jonathan D	36 FISH	28.00
2	Alley, David W	37 TXLA	27.88
3	Hartsock, Steve J	38 IM	26.81
4	John, Chris K	39 VMST	25.93
5	Raese, T R	39 IM	25.07
6	Eisenhofer, Justin D	35 UNAT	25.51
7	Speerschneider, Derek	38 NCMS	26.28
8	Nakahodo, Sidney	36 NCYM	26.99
9	Scuderi, Chris J	39 NCMS	27.99
10	Chilton, James A	36 PALM	28.82

**Heat 20 of 23 Finals**

2	Cole, Robert R	23 AGUA	28.93
3	Johnson, Derek	18 HMS	28.00
4	Cole, Roy D	21 UNAT	28.80
5	Phelan, Cole E	20 PNA	29.31
6	Zheng, Jiang	34 NCMS	29.89
7	Kirk, Bryan	30 RNVS	29.30
8	Dyer, Christopher S	30 GAJA	29.50

**Heat 21 of 23 Finals**

1	Houck, Andrew	31 NCMS	28.76
2	Javorski, John	33 MGM	26.79
3	Greenwood, Scott C	34 TOC	26.00
4	Kummer, Rob	30 CAT	25.38
5	Scheerhorn, Andrew J	30 CAT	24.70
6	Holsman, Trent T	31 TOC	25.20
7	Asti, Trevor	34 MICH	25.50
8	Johnson, Trent P	32 NCMS	26.50
9	Hilliard, Brandon	32 AAA	28.45
10	Meacham, Garth D	30 LVM	29.19

**Heat 22 of 23 Finals**

1	Smith, Ben A	25 DKTA	29.03
2	Gans, Egan	26 TOC	27.00
3	Dorr, John W	28 TOC	26.02
4	Fisher, Zachary A	26 CSMT	26.00
5	Harrigan, Christopher T	27 GS	25.00
6	Hiskey, Justin R	28 MARY	25.66
7	Osborn, Peter D	28 GS	26.00
8	Alban, Doug M	25 NBAC	26.98
9	Freed, Zachary	26 MOST	27.74
10	Taylor, Tim	25 ALEX	29.89

**Heat 23 of 23 Finals**

1	Preslar, Jason	24 GSMS	27.18
2	Warner, Adam S	24 SAMY	26.50
3	Thomas, Chandler P	22 NCMS	26.00
4	Herbert, Marc	23 UNAT	24.50
5	Glavinis, Louis P	21 MBAC	23.91
6	Frantz, Robert S	24 ROSE	24.00
7	Happ, Kevin R	23 NCMS	24.69
8	Shiwnath, Mikey	23 BCTM	26.47
9	Veintimilla, Miguel	24 ROSE	26.56
10	Kochheiser, Weston L	21 UNAT	27.84

**#43 Women 100 Yard Freestyle**

Lane	Name	Age	Team	Seed	Time
<b>Heat 1 of 34 Finals</b>					
3	Sokolik, Terry	84	VMST		2:14.29
4	Lorenzi, Betty S	84	FACT		1:39.60
5	Stone, Marjorie	88	GCPS		2:02.58
6	Willard, Juanita A	92	NCMS		3:53.91

## 2012 USMS Spring National Championships, Sanction #: 132-001

## Greensboro Aquatic Center

## Meet Program - Sunday, April 29, 2012

**Heat 2 (#43 Women 100 Yard Freestyle)**

1	Granath, Anne W	77 NCMS	2:10.00
2	Averette, Joan	75 VMST	2:00.01
3	Kremer, Sandra	75 NCMS	1:46.00
4	Detrick, Johnnie	76 VMST	1:20.01
5	Little, Jeanne	75 MVN	1:18.00
6	Pipes, Adrienne S	77 SDSM	1:41.98
7	White, Rachel	77 NCMS	1:47.12
8	Vass, Mary Katherine	75 NCMS	2:05.33

**Heat 3 of 34 Finals**

3	Walker, Laura S	74 VMST	1:32.08
4	Ridout, Nancy J	70 TAM	1:15.50
5	Schreiner, Beth	71 VMST	1:12.24
6	Birkhead, Jane C	71 MOST	1:15.23
7	Clifford, Gynt	73 MOST	1:21.64
8	Verth, Ann	70 SYSM	1:51.00

**Heat 4 of 34 Finals**

2	Parsons, Donna	62 NCMS	1:33.93
3	Stoll, Linda L	64 PMST	1:28.60
4	Glines, Susie L	60 NEM	1:24.22
5	Braswell, Barbara C	60 NCMS	1:28.00
6	Larson, Joyce M	62 GAJA	1:30.89
7	Ptak, Cheryl H	64 VMST	3:45.25
8	Rice, Jane I	66 NCMS	1:41.62
9	Klotz, Camille A	66 NCMS	2:11.52

**Heat 5 of 34 Finals**

1	Conkey, Nancy	67 SNM	1:28.80
2	Christenson, Candy J	65 WMAC	1:22.21
3	Bennett, Ruth R	65 CUBU	1:17.91
4	Mitchell, Jeannie R	65 GOLD	1:15.68
5	Dillon, Sally A	65 PNA	1:11.29
6	Webb, Linda	66 SFTL	1:14.86
7	Kranpitz, Nancy	67 WMAC	1:17.89
8	Hill, Marcia M	67 AGUA	1:21.87
9	Buccino, Vicki	66 SMS	1:26.19
10	Hovey, Mary Anna	69 NCMS	1:33.16

**Heat 6 of 34 Finals**

1	Calkins, Lynda J	62 VMST	1:21.99
2	Casey, Kathrine J	63 PNA	1:19.69
3	Havel, Germaine L	63 WMAC	1:15.10
4	Guthrie, Sally K	62 MICH	1:08.27
5	Val, Laura B	60 TAM	59.00
6	Miller, Celeste	62 SNM	1:05.15
7	Pero, Myriam	62 SFTL	1:15.00
8	Burke, Betty	61 1776	1:15.70
9	Godwin, Margaret T	63 NCMS	1:21.75
10	Koeffler, Kristin K	60 WMAC	1:23.78

**Heat 7 of 34 Finals**

1	Hedgecock, Suzann B	50 NCMS	2:00.00
2	Gates, Amy	54 NCMS	1:20.66
3	Hardison, Kathleen K	53 NCMS	1:12.05
4	Collins, Elizabeth J	51 SWIF	1:08.83
5	Tiska, Patty A	52 NCMS	1:08.47
6	Barrell, Sharon M	50 NCMS	1:11.00
7	Dennis, Carla	51 NCMS	1:19.00
8	Lee, Ashley	54 NCMS	1:23.81
9	Leach, Deborah J	57 NCMS	1:35.23
10	Richardson, Carol P	57 NCMS	1:39.96

**Heat 8 of 34 Finals**

1	Hood, Patricia B	56 1776	1:21.58
2	Ehlers, Shawn A	55 AGUA	1:16.00
3	Lynch, Carol A	55 METR	1:13.85
4	Watts, Sue N	57 1776	1:09.09
5	DeMere, Susan D	56 GS	1:07.66
6	Coakley, Lisa	57 ALEX	1:07.79
7	Moore, Mary	55 MGM	1:11.52
8	Poole, Cindy	55 NCMS	1:15.30
9	Ruebel, Deb	55 NCMS	1:18.17
10	Shelnett, Sandra K	56 GAJA	1:30.00

**Heat 9 of 34 Finals**

1	Wymelenberg, Lynn A	56 RMST	1:06.77
2	Wolff, Melinda S	59 1776	1:05.82
3	Hilpert, Bess	56 TXLA	1:04.49
4	Rosener, Karen K	58 CMS	1:02.90
5	Lippold, Mary B	56 PNA	1:01.20
6	Sargeant, Pat A	58 GOLD	1:01.50
7	Grilli, Tracy L	55 NEM	1:03.92
8	Glassman, Debbie A	58 PNA	1:05.70
9	Townsend, Nancy M	56 NCMS	1:06.02
10	Mc Nulty, Barbara A	55 SPM	1:07.43

**Heat 10 of 34 Finals**

1	Dixon, Louise	52 NCMS	1:08.17
2	Waldron, Patricia H	50 NCMS	1:08.00
3	Van Cleave, Julie M	53 WMAC	1:06.37
4	Almand, Jennifer C	53 GAJA	1:05.28
5	Woodard, Alis Rojas	51 NCMS	1:05.00
6	Harrell, Carolyn B	50 GS	1:05.00
7	Lavery, Catherine F	53 GAJA	1:06.34
8	Rohner, Patricia A	52 NCMS	1:06.50
9	Dawson, Mandy	50 RMST	1:08.01
10	Jensen, Sue	51 NEM	1:08.32

**Heat 11 of 34 Finals**

1	Thomas, Ann B	52 SFTL	1:04.66
2	Doyle, Deanna	54 SYSM	1:02.50
3	Stokes, Karin E	51 NEM	1:02.17
4	Wenzel, Chris	52 FLAQ	1:01.23
5	Petersen, Stephanie O	50 SLAM	59.90
6	Fedako, Cathy A	50 SYSM	1:00.77
7	Tatnall, Suzy C	52 CMS	1:01.25
8	Lockhart, Christine N	53 SRM	1:02.50
9	Ward, Mimi H	53 SKY	1:04.00
10	Lindley, Jane	50 PNA	1:04.84

**Heat 12 of 34 Finals**

1	Groselle, Laura L	51 SYSM	59.32
2	Heuer, Brigitte	51 WMST	58.68
3	Estabrook, Mary B	50 MESC	58.30
4	Jones, Eney	51 BLU	56.20
5	Dahl, Lisa A	50 PNA	54.63
6	Walsh, Sue	50 NCMS	55.32
7	Garnier, Kathy L	51 CMS	57.44
8	Crouch, Kim	50 CMS	58.33
9	Payne, Lori A	52 SLAM	58.69
10	Ingraham, Susan R	52 MOST	59.35

**Heat 13 of 34 Finals**

3	Mestecky, Rowan	45 REDT	1:06.11
4	Bitner, Molly Dean	46 VMST	1:05.11
5	Mulligan, Sarah	48 NCMS	1:05.00
6	Freund, Shelle	47 WMST	1:05.05
7	Johansson, Janice	48 COLM	1:05.90
8	Rossi, Leann M	45 ART	1:11.39

**Heat 14 of 34 Finals**

1	Burns, Molly J	46 NCMS	1:04.66
2	Young, Barbara A	49 NCMS	1:04.50
3	Fuss, Karen K	46 GSMS	1:04.01
4	Clark, Dawn	47 SPM	1:03.17
5	Johansson, Hanna L	45 PNA	1:02.72
6	Kellinger, Jenny M	49 VMST	1:02.98
7	Carr, Kate	45 PNA	1:03.74
8	Soraghan, Marilyn L	45 NEM	1:04.49
9	Thilker, Lisa A	46 CMS	1:04.60
10	Hooe, Donna L	49 GAJA	1:04.90

**Heat 15 of 34 Finals**

1	Perdue, Tammy O	49 NCMS	1:02.34
2	Mac Gregor, Ellen	45 MACH	1:02.00
3	Dore, Mary G	48 NCMS	1:01.06
4	Wolff, Celia	46 NCMS	59.71
5	Patterson, Annette W	46 VMST	59.65
6	Lindroos, Pamela M	46 NCMS	59.66
7	Harris, Susan	46 MICH	1:00.25
8	Countryman, Marianne	47 GAJA	1:01.49
9	Johnson, Mindy	48 RMST	1:02.30
10	Neese, Lynn S	45 NCMS	1:02.42

**Heat 16 of 34 Finals**

1	Birnbrich, Beth	48 NAM	58.85
2	Popps, Corrin C	47 MICH	57.91
3	Williams, Susan O	46 CUBU	57.50
4	Rapuano, Lisa O	46 NBAC	54.67
5	Willeboordse, Fall	46 BCTM	52.66
6	Wager, Susan	46 REDT	54.28
7	Stone, Stephanie	45 PCAT	57.14
8	Nowak, Elizabeth A	48 NCMS	57.72
9	Phillips, Alice W	46 VMST	58.19
10	Sappey, Collette H	47 CMS	58.90

**Heat 17 of 34 Finals**

1	Rubert, Shelley A	40 TGM	1:25.28
2	Marshall, Sue D	44 NCMS	1:16.75
3	Maly, Cleary	42 QMST	1:14.88
4	Campbell, Tara L	41 1776	1:09.41
5	Waldrop, Justine	41 TGM	1:08.26
6	Gende, Gretchen M	42 PNA	1:09.09
7	Nacos, Julie K	42 AGUA	1:12.31
8	Weselman, Kelly O	41 GAJA	1:15.83
9	Henry, Angela	42 NCMS	1:24.94

2012 USMS Spring National Championships, Sanction #: 132-001

Greensboro Aquatic Center

Meet Program - Sunday, April 29, 2012

**Heat 18 (#43 Women 100 Yard Freestyle)**

1	St Jean, Rebecca V	41 CFYM	1:08.14
2	Greene, Dana M	43 NCMS	1:04.13
3	Katsaros, Sheryl K	42 RMST	1:04.00
4	LaChapelle, Tracy N	42 NEM	1:04.00
5	Millerd, Michelle A	41 NEM	1:03.25
6	Rhodes, JerrieLynn	44 NCMS	1:03.78
7	Duncan, Nancy J	44 NCMS	1:04.00
8	Marshall, Sabina H	42 GSMS	1:04.13
9	Reimer, Shelley B	42 PNA	1:04.47
10	Settimi, Nora	41 WMAC	1:08.22

**Heat 19 of 34 Finals**

1	Hulett, Jennifer A	43 SFTL	1:02.53
2	Stewart, Ann K	41 GOLD	1:02.50
3	Martin, Lisa W	44 NCMS	1:01.85
4	Cantrell, Connie S	41 MICH	1:01.39
5	Quarantino, Aimee M	42 CMS	1:00.00
6	Buckley-Kornatz, Jennifer A	40 NCMS	1:01.00
7	Vander Haegen, Geraldine E	44 PNA	1:01.41
8	Texel, Paula M	41 SPM	1:01.92
9	Maycock, Cary W	43 NCMS	1:02.53
10	Moore, Jill H	41 NCMS	1:02.58

**Heat 20 of 34 Finals**

1	Neuendorf, Donna M	43 NEM	59.89
2	Bonfilio, Dawn A	43 NCMS	58.45
3	Seavall, Kelly J	43 CMS	57.54
4	Tiltmann, Heather M	40 WMAC	55.95
5	Braun, Erika L	40 NCMS	51.30
6	Gary, Kristin J	44 REDT	54.50
7	DeHaven, Kathleen	40 CMS	56.29
8	LeClair, Dale A	42 GOLD	57.86
9	Stone, Julie D	41 HOPK	59.48
10	Richardson, Kim G	43 CMS	59.94

**Heat 21 of 34 Finals**

3	Ashmann, Chericcka L	38 PNA	1:06.58
4	Weeks-Honnold, Heather L	38 NCMS	1:02.77
5	Lawrie, Dawn J	36 COLU	1:01.46
6	Molina, Patricia A	36 NITR	1:02.49
7	McLeod-Crady, Jennifer	37 MVN	1:03.64
8	Turnbull-Brown, Elisabeth A	39 TNYA	1:10.00

**Heat 22 of 34 Finals**

1	Hankins, Malena	38 GAJA	1:00.78
2	Hindle, Lori D	36 NEM	59.53
3	Garth, Christy L	38 NCMS	58.40
4	Lindauer, Kerry	37 NCMS	54.86
5	Schaetz, Trina R	39 WMAC	53.96
6	Sweetser, Stacy L	36 NEM	54.67
7	Uhl, Alicia K	35 NCMS	56.56
8	Lloyd, Kimberly K	39 NEM	58.58
9	Wood, Janet M	35 GSMS	59.93
10	Kyff, Jennifer J	38 METR	1:01.25

**Heat 23 of 34 Finals**

2	Koepfel, Kacey J	32 REDT	1:24.00
3	Dowtin, Emily L	32 NCMS	1:17.00
4	Yates, Tammy L	30 NCMS	1:13.99
5	Nagle, Cynthia A	33 NCMS	1:05.12
6	Gould, Meganne	31 NCMS	1:06.77
7	Klossner, Rebecca	30 NCMS	1:15.03
8	Heller, Elizabeth A	31 SFTL	1:19.55
9	Medendorp, Rebecca B	30 NCMS	2:02.00

**Heat 24 of 34 Finals**

1	Brandle, Jamie L	30 CPAC	1:03.90
2	Old, Catherine A	34 NCMS	1:03.47
3	Blue, Laura E	33 NCMS	1:02.96
4	Hartsock, Jane A	34 IM	1:02.79
5	Mulcahy, Shannon	34 FISH	1:02.18
6	Gaal, Brianne	32 NCMS	1:02.41
7	Losego, Jessica	30 NCMS	1:02.90
8	Wheeler, Brooke E	32 UNAT	1:03.38
9	Schoenlank, Julie A	32 METR	1:03.88
10	Cohen, Rachel F	34 REDT	1:04.00

**Heat 25 of 34 Finals**

1	Dahl, Jenny	30 NCMS	1:02.00
2	Medendorp, Meghan M	30 NCMS	1:01.01
3	Howland, Heather	31 IM	1:00.51
4	Keto, Alexis D	33 CMS	1:00.25
5	Zerhusen, Megan	32 SKY	59.98
6	Stich, Chris S	34 WMAC	1:00.00
7	Lovgren, Alysia K	33 NCMS	1:00.26
8	Massey, Melissa K	30 RAY	1:00.88
9	Seubert, Erica L	30 ROSE	1:01.76
10	Felton, Tanya	33 UNAT	1:02.00

**Heat 26 of 34 Finals**

1	Frisch, Alexandria	33 UNAT	59.20
2	Chavez, Marcela	33 GAJA	58.00
3	Liberty, Laurel M	30 LIB	57.21
4	Laughna, Kaye-Lani M	32 NEM	55.59
5	Melgaard, Megan E	32 GAJA	52.61
6	Hildebrand, Dawn	31 NCMS	54.72
7	McMeen, Lyndsay C	32 GSM	56.59
8	Carlson, Jennifer M	32 RMST	57.40
9	Taraska, Veronica	33 O*H*	58.79
10	Nappi, Keri	34 NEM	59.76

**Heat 27 of 34 Finals**

3	Murray, Christine E	27 UNAT	1:15.15
4	Bush, Erin A	26 SWSF	1:05.00
5	Long, Sarah R	26 GS	1:03.45
6	Ramsey, Kelly A	26 NCMS	1:04.17
7	Houseal, Rebecca L	29 NCMS	1:06.46
8	Burgess, Erika A	29 NCMS	1:22.00

**Heat 28 of 34 Finals**

1	Duhaime, Susan A	29 MICH	1:03.00
2	Keaney, Alice	29 NCMS	1:01.96
3	Mathews, Erin	26 MARY	1:01.57
4	Kelly, Kaymee	27 CFYM	1:01.16
5	Robbins, Mary	27 NCMS	1:01.00
6	Cheetham, Meredith R	26 NCMS	1:01.03
7	Carroll, Kathleen	26 NCMS	1:01.24
8	Senne, Sarah	27 PCAT	1:01.87
9	Ganey, Stephanie D	25 SYSM	1:02.23
10	Medendorp, Amanda J	26 NCMS	1:03.32

**Heat 29 of 34 Finals**

1	Sonstegard, Morgan A	27 PMST	1:00.97
2	Siefers, Andrea M	26 NCMS	1:00.79
3	Tully, Natalie	25 MGM	1:00.61
4	Bonney, Erin R	29 NCMS	58.00
5	Au, Lauren E	27 NEM	57.60
6	Watterson, Laura A	27 NCMS	57.77
7	Smith, Kristen B	28 NCMS	59.92
8	Greenawalt, Anne	27 CPAC	1:00.76
9	Bachman, Blaire	25 BM	1:00.80
10	Dickman, Rachel E	25 MGM	1:01.00

**Heat 30 of 34 Finals**

1	Espiritu, Vicki	26 TVM	56.74
2	Gilmore, Katie L	28 ALEX	55.67
3	Dominguez, Kristin A	26 GAJA	55.45
4	Cutter, Kyle	26 NEM	54.70
5	O'Donnell-McCarthy, Fiona	25 TOC	52.25
6	Bishop, Brooke A	25 TOC	53.00
7	Norris, Amy B	27 NCMS	55.00
8	Tudor, Erin S	25 VMST	55.59
9	Mohorn, Heather D	25 FINS	56.43
10	Shuss, Audrey	28 CMS	57.45

**Heat 31 of 34 Finals**

3	Hausheer, Camille V	24 REDT	1:31.00
4	Bernat, Joely	23 AGUA	1:12.56
5	Henderson, Sierra P	20 HMS	1:07.32
6	Feldstein, Hannah E	22 UNAT	1:11.00
7	Argo, Emily E	24 NCMS	1:17.00

**Heat 32 of 34 Finals**

1	Forney, Emily J	23 NCMS	1:03.42
2	Anderson, Sydney E	19 PNA	1:02.74
3	Divelbiss, Madison L	19 PNA	1:02.40
4	Stewart, Kelsey L	20 DUCK	1:01.76
5	Miller, Jenna L	20 GSMS	1:01.09
6	Yaguda, Morgan R	18 NCMS	1:01.42
7	Pulley, Katherine	21 UTAH	1:02.00
8	Moore, Jenna N	19 UTAH	1:02.70
9	Mitchell, Cassandra J	24 GKMS	1:02.78
10	Barringer, Danika	20 HMS	1:05.00

## 2012 USMS Spring National Championships, Sanction #: 132-001

## Greensboro Aquatic Center

## Meet Program - Sunday, April 29, 2012

**Heat 33 (#43 Women 100 Yard Freestyle)**

1	Oliver, Cassandra J	23 GS	1:01.00
2	Krimmer, Tess	18 DUCK	1:00.97
3	Lewinski, Katie	22 TGM	59.98
4	Trabue, Kelsey L	22 NCMS	59.56
5	Reiss, Victoria	22 UNAT	59.25
6	Mondelli, Gabriella E	20 NCMS	59.37
7	Larson, Sarah	22 GAJA	59.89
8	Cruz, Penelope	18 BCTM	1:00.46
9	Fisher, Katelyn A	18 CSMT	1:01.00
10	Pelaez, Cristina D	24 NOVA	1:01.07

**Heat 34 of 34 Finals**

1	Kay, Taylor A	19 DUCK	58.80
2	Spencer, Rachel	19 UTAH	57.00
3	Preslar, Jessie	22 GSMS	56.60
4	Parra, Madeline	24 NCMS	56.19
5	Shockey, Kayla	18 UNAT	55.52
6	Biggs, Brittany A	22 CMS	55.86
7	Seed, Caitlin C	24 CAT	56.21
8	Koran, Mary Ellen I	24 VSM	56.66
9	Kearney, Kathryn	21 NCMS	57.50
10	Moore, Katie	24 IM	59.18

**#44 Men 100 Yard Freestyle**

Lane	Name	Age	Team	Seed	Time
------	------	-----	------	------	------

**Heat 1 of 45 Finals**

1	Knowles, Sr., Percival A	81 SWIF	1:48.01
2	Conkey, Jim	80 SNM	1:35.07
3	Stolz, Irwin W	82 GAJA	1:28.50
4	Woods, Albert H	83 GAJA	1:29.63
5	Beach, Robert E	81 SPM	1:45.00
6	Adams, William H	85 FACT	2:02.00
7	Hall, Francis M	85 VMST	1:50.00
8	Graves, Edwin H	88 FACT	1:53.78
9	Siegel, Herbert	89 NITR	2:59.16
10	Taylor, John C	90 GAJA	4:16.00

**Heat 2 of 45 Finals**

1	Maher, Owen C	77 VMST	1:20.00
2	Dykstra, Bill	75 GOLD	1:13.19
3	Shechter, Stanley J	79 AGUA	1:11.30
4	Blake, William V	75 MOST	1:09.90
5	Bailie, Bob	76 WMST	1:06.99
6	Robertson, William F	75 TGM	1:08.78
7	Ascherfeld, Ray	76 GCPS	1:11.09
8	Rauch, Will	77 LVM	1:13.00
9	Plummer, Mark A	75 CMS	1:16.69
10	Sorel, Edward W	76 NEM	1:40.25

**Heat 3 of 45 Finals**

1	Waters, Buddy	68 NCMS	1:34.05
2	Gallagher, Tom	67 AGUA	1:17.03
3	Borrero, Freddie	65 NCMS	1:14.93
4	Corris, Robert B	67 WMAC	1:09.78
5	Ewan, Bill	69 NEM	1:10.73
6	Frogley, Chris S	68 VMST	1:16.38
7	Hardin, Tom	65 NCMS	1:28.24
8	Caldwell, Benjamin E	71 NCMS	1:20.23
9	Walker, Craig P	72 MYST	1:46.14

**Heat 4 of 45 Finals**

1	Scharf, Ray	74 NCMS	1:15.91
2	Hall, Floyd S	70 MOVY	1:14.00
3	Hamada, Ahmed G	73 GOLD	1:05.23
4	Van Horn, William G	73 TOC	1:03.00
5	Landis, Tom	70 OREG	56.00
6	Verth, Tom	73 SYSM	1:02.80
7	Murff, Don	70 TXLA	1:03.00
8	Miller, David W	71 GAJA	1:08.50
9	Clark, Jerry	74 NCMS	1:14.00
10	Gadol, Louis C	70 NCMS	1:17.16

**Heat 5 of 45 Finals**

1	Smith, Dave	67 ELG	1:08.17
2	Quanrud, John O	65 GAJA	1:06.94
3	Brown, Bill	66 NCMS	1:06.85
4	McGee, Terry R	67 FACT	1:06.07
5	Chinn, Bennett T	65 GAJA	1:03.00
6	List, Robert W	66 GSMS	1:05.57
7	Peterson, Steven B	65 PNA	1:06.30
8	Dudley, Bill	67 GAJA	1:06.85
9	Shaffer, Craig A	65 ARIZ	1:07.34
10	White, Bernard T	68 NCMS	1:08.50

**Heat 6 of 45 Finals**

1	Amundsen, Joseph S	66 1776	1:02.05
2	Lodwig, Keefe L	68 SYSM	1:00.70
3	Meyerhoff, Rick	65 TAM	59.00
4	Elder, James E	68 TOC	58.00
5	Strand, Robert	66 ROSE	57.00
6	McCormick, Paul	65 CMS	57.88
7	Selles, Carl H	65 SPM	59.00
8	Brzezinski, Jay	65 PALM	1:00.11
9	Kehoe, Bob	65 OREG	1:02.04
10	Whitley, John K	69 LJSM	1:02.50

**Heat 7 of 45 Finals**

3	Seifart, Curt	60 NCMS	1:09.98
4	Miller, Jim W	61 VMST	1:07.80
5	Reinbold, Ray	60 ALMT	1:04.25
6	Palmer, Bill	61 MICH	1:06.00
7	McFadden, J Edward	63 NCMS	1:07.83

**Heat 8 of 45 Finals**

1	Vraspir, Alan D	61 CAQM	1:03.91
2	Cothren, Jack	62 FISH	1:02.30
3	Lintz, Steve	61 SNM	1:02.00
4	Preslar, Jay	60 GSMS	1:00.57
5	Glass, Ernie	62 NCMS	59.66
6	Green, Dick	60 NEM	1:00.04
7	Cornell, Tom	64 SYSM	1:01.55
8	Nagle, Robert W	60 FACT	1:02.15
9	Nickodem, Peter W	62 HLJ	1:02.67
10	Davis, Craik	60 NCMS	1:03.97

**Heat 9 of 45 Finals**

1	Alderson, Pat	60 GSMS	58.00
2	Sapirstein, Julian B	62 USF	57.25
3	Gruber, Glenn A	62 VCM	56.05
4	Wilson, Robert H	60 CAQM	55.50
5	Trevisan, Paul T	60 1776	52.42
6	O'Keeffe, Peter R	61 UCLA	54.72
7	Olson, Chuck A	62 MICH	55.90
8	Walker, Rick B	61 SYSM	56.76
9	Rollins, Bruce W	62 WMST	57.73
10	Bernard, Alan D	62 TAM	58.68

**Heat 10 of 45 Finals**

3	Garrett, Jeff	57 NCMS	1:45.00
4	Osborne, Walter F	56 NCMS	1:17.82
5	Harwart, Paul H	55 GAJA	1:31.36
6	Jing, Jung	56 UNAT	4:00.00
7	Weiss, Patrick J	52 MICH	1:12.70
8	Gates, Nevill	54 NCMS	1:22.00

**Heat 11 of 45 Finals**

1	Purgason, H Lee	55 ROSE	1:08.70
2	Adecock, Richard P	56 PNA	1:03.00
3	Recine, Michael T	58 UNAT	1:01.92
4	Carrow, Hill	57 NCMS	1:00.40
5	Matthews, Mark C	56 NCMS	59.65
6	Carver, David	57 GAJA	1:00.27
7	Sterne, Erik A	59 ROSE	1:00.42
8	Haney, Rich	59 NCMS	1:03.00
9	Haan, Brian E	55 CMS	1:08.01
10	Morgan, Marshall G	58 NEM	1:10.00

**Heat 12 of 45 Finals**

1	Stevens, Ricky	57 NCMS	59.00
2	Rickard, Alan K	55 FXCM	58.70
3	Long, Douglas D	58 GS	57.85
4	Robert, David W	56 NCAL	57.64
5	Suarez, Ed C	57 GOLD	57.10
6	Eggar, Jack D	59 ELG	57.57
7	Kollross, Steven A	56 GAJA	57.73
8	Graham, Frederick A	55 PNA	58.20
9	Miller, Richard N	57 NCMS	58.85
10	Fox, Richard E	56 ELG	59.30

**Heat 13 of 45 Finals**

1	Knisely, Bill S	55 GCPS	56.60
2	Fochios, Dean T	58 WMAC	56.00
3	Delaney, Mike J	56 NEM	55.83
4	O'Brien, Kerry L	55 WCM	55.55
5	Knowles, Percival A	57 SWIF	55.06
6	Crowder, Robert T	56 NCMS	55.06
7	Schmitz, Robert L	59 NCMS	55.82
8	Nolte, Christopher C	55 CMS	55.90
9	Keith, Dale W	57 1776	56.43
10	Toth, Dennis J	57 UNAT	56.93



**2012 USMS Spring National Championships, Sanction #: 132-001**

**Greensboro Aquatic Center**

**Meet Program - Sunday, April 29, 2012**

**Heat 14 (#44 Men 100 Yard Freestyle)**

1	Hague, David J	58 DAMM	54.55
2	Berting, David A	55 NCMS	53.00
3	Bohlken, Ross P	57 BLU	52.27
4	Groselle, Jack R	57 SYSM	50.47
5	Fields, John A	55 AWJ	49.59
6	Stephenson, Dan	55 ROSE	50.20
7	Hedrick, Trip	58 UNAT	50.69
8	Blatt, Michael J	56 VCM	52.52
9	Martin, Doug	58 ARKM	53.00
10	Thornton, James	59 1776	54.80

**Heat 15 of 45 Finals**

1	Weller, Jeff	52 NCMS	1:08.00
2	Convis, Bradley A	50 WAVA	1:06.11
3	Wagner, Rich	51 NCMS	1:05.59
4	Buchanan, Bill	52 NCMS	1:02.52
5	Haller, Fritz B	53 NCMS	1:01.74
6	Alexandre, George E	54 NEM	1:02.12
7	Martin, Michael P	51 UNAT	1:03.00
8	O'Donnell, Jeremiah J	53 NCMS	1:06.00
9	Bradley, Robert J	54 NCMS	1:06.44
10	Corbeil, Keith	52 MICH	1:08.20

**Heat 16 of 45 Finals**

1	McFarland, Jim	54 VMST	1:00.64
2	Cole, Brad G	53 TNYA	59.68
3	Biondi, Gino F	51 NCMS	59.41
4	Sheahan, Dan	54 SWAT	59.11
5	Singletary, Henry P	51 NCMS	58.47
6	Pettibone, Chip	50 NEM	59.10
7	Fort, Robert L	54 MICH	59.11
8	Erb, Wayne L	52 NCMS	59.50
9	Albayrak, Ali H	52 NCMS	1:00.00
10	Yamamoto, Eddie	52 SWOM	1:01.00

**Heat 17 of 45 Finals**

1	Cortina, Jorge A	53 UNAT	57.90
2	Shipp, Bill M	52 TERR	57.50
3	Bailey, Alexander R	51 ART	56.90
4	Majeske, Andrew J	51 1776	56.51
5	Brown, Phil	51 NEM	56.08
6	Procton, Bruce	50 NCMS	56.31
7	McFarland, James A	52 NCMS	56.84
8	DiMeglio, Chuck	51 UNAT	57.50
9	Parker, Lee	50 NCMS	57.75
10	Paulsen, Curtis A	52 WMAC	58.41

**Heat 18 of 45 Finals**

1	Jenkins, Timothy J	50 IM	56.00
2	Albright, Phillip W	52 MVN	55.65
3	Cole, Robert W	51 AGUA	55.15
4	Kennedy, Wilton C	50 VMST	54.66
5	Dyer, Andy	53 AWJ	54.32
6	Kennedy, Gene	52 NCMS	54.50
7	Moreno, Al	51 GOLD	55.00
8	Tsuzuki, Ed M	53 GSM	55.55
9	Wynn, Richard T	51 NCMS	56.00
10	Fisher, Dennis E	52 CSMT	56.00

**Heat 19 of 45 Finals**

1	Emison, Thomas W	53 MINN	53.00
2	Colbeck, Pete L	50 PNA	51.80
3	Berryhill, Keith	52 RAY	51.50
4	Wells, D Scott	50 HLJ	51.26
5	Gaines, Ambrose	53 BLU	46.55
6	Killeen, Robert	50 DAMM	50.90
7	Klein, Jonathan E	54 NCMS	51.40
8	Regan, Michael F	51 MESC	51.76
9	McCabe, Thomas J	54 IM	52.50
10	Phillips, John M	53 NCMS	53.95

**Heat 20 of 45 Finals**

1	Maguire, Thomas P	48 NCMS	1:18.88
2	Haberstich, Brian	45 IM	1:06.40
3	Kurtz, Jerry T	45 NCMS	1:05.00
4	George, Daniel J	45 NCMS	1:04.00
5	Trogdon, Raymond D	45 NCMS	1:05.75
6	Hunt, Steve	48 NCMS	1:07.14
7	Holland, David N	43 RAY	1:33.00
8	Villada, Jose F	42 NCMS	1:02.00
9	Dubrick, John S	43 ROSE	1:10.68

**Heat 21 of 45 Finals**

1	Hopkins, Mark	49 NCMS	59.73
2	Evans, Brian R	47 RMST	58.50
3	Martin, Chris D	45 NCMS	57.18
4	Ford, Doug	48 NCMS	56.95
5	Fitzgerald, Sean	48 ART	56.87
6	Savage, Steve	45 PALM	56.87
7	Bitzenhofer, Mike A	47 NCMS	57.00
8	Vaughn, David R	47 VMST	58.00
9	Coates, Ed M	46 TXLA	59.05
10	Toy, Raymond	45 CMYM	59.92

**Heat 22 of 45 Finals**

1	Pellizzari, John H	45 NCMS	56.55
2	Ionesco, Constantin	48 WMST	56.12
3	Whitney, Timothy C	47 PCAT	55.50
4	Gabriel, Noah	47 DBMS	55.28
5	Turner, David R	48 NASH	54.90
6	Arnholt, Alan T	48 NCMS	55.24
7	Noe, William E	47 NAM	55.30
8	Bacon, David	48 NCMS	55.92
9	Werlinich, Greg S	47 REDT	56.50
10	McGinley, Patrick B	48 ROSE	56.59

**Heat 23 of 45 Finals**

1	Dudley, Todd	47 NCMS	54.67
2	Wysmierski, Eddie L	47 GKMS	54.10
3	Hagen, Dean	49 ARIZ	53.25
4	Condon, Doug	49 TVM	52.95
5	Vaughan, Niculus G	48 RNVS	52.86
6	Dassow, Paul	49 RATS	52.90
7	Patten, Bobby	49 DAMM	52.99
8	McCormack, Bryan J	46 TOC	53.98
9	O'Neil, Jeff	45 GSMS	54.63
10	Ritchey, Dr. Kendale L	45 GKMS	54.74

**Heat 24 of 45 Finals**

1	Peschel, Keith D	46 AQUM	52.33
2	Mercer, Rich	48 BLU	51.88
3	Fuller, W Scott	46 NCMS	51.00
4	Lydecker, Charles H	48 BLU	50.99
5	Schultz, Norman E	46 NCMS	50.77
6	Ballard, Pat M	49 AAA	50.95
7	Goldman, Brian H	47 NCMS	51.00
8	Stewart, Henry D	48 NCMS	51.59
9	Moran, Marty	45 SCYM	52.26
10	Harris, Gregory	48 VMST	52.61

**Heat 25 of 45 Finals**

1	Jones, Rob	47 UNAT	50.05
2	Bennett, Dennis	46 UNAT	49.75
3	McCool, Chris	47 UNAT	49.52
4	Oliva, Stepan	45 WIN	49.11
5	Weber, Mark A	45 SYSM	48.52
6	Unruh, Steven L	45 NITR	49.09
7	Segal, William N	47 JAM	49.13
8	Fulbeck, Kip	46 WMAC	49.60
9	Robertson, Doug	48 GKMS	49.91
10	Switzer, Keith M	49 BLU	50.08

**Heat 26 of 45 Finals**

1	Gilbert, Bayard E	42 ARKM	1:01.06
2	Sturgis, Jason	40 NCMS	59.00
3	Johnson, Erik	43 NCMS	57.50
4	Tomson, Farol L	40 GERM	57.24
5	Butterfield, Pete	43 NCMS	56.90
6	Korzeniowski, Mike	41 SKY	56.94
7	Jaffe, Robert A	41 NCMS	57.47
8	Castleton, Tom	40 ROSE	57.81
9	Bell, Richard J	42 MESC	59.39
10	Sturdy, Patrick R	42 MICH	1:01.79

**Heat 27 of 45 Finals**

1	Everman, Kelly	40 NAM	56.74
2	Diener, Andre	42 GAJA	56.31
3	Roberts, Michael J	42 NCMS	56.00
4	Jones, Duncan L	41 NCMS	55.90
5	Gonzalez, Jose E	40 NCMS	55.15
6	Minkey, Donald J	44 WMAC	55.70
7	Lyons, Jeff	41 NCMS	55.99
8	Gomez, Felipe	44 NCMS	56.00
9	Dean, Scott	44 NCMS	56.47
10	Karren, John	44 UTAH	56.90

**Heat 28 of 45 Finals**

1	Strehle, Andrew P	42 NEM	55.08
2	Schaetz, Daniel J	41 WMAC	55.00
3	Barnhill, Kelly	44 NCMS	54.90
4	Miller, Doug	42 NCMS	54.10
5	Pegram, Steve	43 NCMS	54.03
6	Eliasek, Steve	43 QMST	54.05
7	Herndon, Bradley F	41 NCMS	54.68
8	Sever, Michael	41 NEM	54.97
9	Crampton, Jim C	42 UNAT	55.07
10	Goodman, Robert	43 REDT	55.14

## 2012 USMS Spring National Championships, Sanction #: 132-001

## Greensboro Aquatic Center

## Meet Program - Sunday, April 29, 2012

**Heat 29 (#44 Men 100 Yard Freestyle)**

1	Burgess, Greg	40 NCMS	53.89
2	Dietrich, Jim	41 NOVA	53.74
3	Gaal, Marty	40 NCMS	53.53
4	Pignatello, Anthony J	42 FBST	53.30
5	Campbell, Steve A	41 1776	52.91
6	Kollins, Scott H	42 NCMS	53.13
7	Kent, Aric E	41 MYST	53.33
8	Young, Michel F	41 VCM	53.56
9	Van Meter, Patrick	41 NCMS	53.75
10	Ellis, Andrew F	43 TERR	54.00

**Heat 30 of 45 Finals**

1	Collins, Eric	40 SPM	52.88
2	Clear, Kirk W	44 VMST	52.57
3	Schubert, Brian L	40 GAJA	52.09
4	Solano, Abraham E	42 SKY	51.22
5	Sheldon, Paul	41 UNAT	50.72
6	Sprenger, Kurt	42 VMST	50.91
7	Boyle, Antonio	42 HUNT	52.06
8	Donovan, Bradley J	42 NCMS	52.50
9	Kozusko, Matt B	40 FINS	52.64
10	White, Kirk	42 COLU	52.89

**Heat 31 of 45 Finals**

1	Keppeler, John H	44 PNA	50.41
2	Benucci, Lorenzo	44 AWJ	50.00
3	Ammon, Craig	43 EXCL	49.58
4	Tiltmann, Laren A	42 WMAC	48.81
5	Murray, Jeff L	42 NCMS	48.30
6	Baleka, Siphwe K	41 UNAT	48.42
7	Sumner, David M	41 MVN	49.50
8	von Loewe, Pete A	41 GMUP	49.99
9	Pletcher, Todd	42 NCMS	50.14
10	Robling, Steve W	42 NCMS	50.50

**Heat 32 of 45 Finals**

1	Goldman, Brian M	26 UNAT	1:20.00
2	Spencer, Paul M	26 NCMS	59.00
3	Shaw, Chris	29 AMS	56.50
4	Ravestain, John W	28 NCMS	55.60
5	Weischedel, David	26 NCMS	57.10
6	Adams, Michael	27 NCMS	1:10.31
7	Ortmann, Fred W	37 NCMS	1:04.63
8	Willis, Matt	36 NCMS	58.89
9	Hinz, Brian P	38 CMYM	58.94

**Heat 33 of 45 Finals**

1	Mirt, Chad J	38 FBST	55.65
2	Moon, WonKee	37 DCAC	55.26
3	Davis, Matthew S	39 NCMS	54.92
4	Hynes, Brodie	37 BLU	54.55
5	Peterson, Erik	38 NCMS	53.90
6	Krhoun, Robert S	38 UNAT	54.50
7	Rice, Kenneth A	37 PNA	54.60
8	Judge, Joshua M	35 TNYA	55.05
9	McFetters, Erik P	36 NCMS	55.55
10	Catterson, William H	39 NCMS	56.23

**Heat 34 of 45 Finals**

1	Nakahodo, Sidney	36 NCYM	53.52
2	Sadosky, Daniel	37 NCMS	53.19
3	Glass, Mark W	37 WMST	52.49
4	Eisenhofer, Justin D	35 UNAT	52.00
5	Lecrone, Timothy J	39 MESC	51.64
6	John, Chris K	39 VMST	51.88
7	Young, John E	36 NCMS	52.15
8	Martin, Daniel W	35 NCMS	53.00
9	Jackson, Scott J	37 NOVA	53.23
10	Queen, Nathan	37 NCMS	53.75

**Heat 35 of 45 Finals**

1	Thompson, Thayer H	37 REDT	51.51
2	Stich, Darryl D	36 WMAC	49.96
3	Ohman, Niclas K	37 NEM	48.12
4	Morris, Chad	35 MGM	47.28
5	Jacobson, Brian L	38 MINN	46.99
6	Eisenhuth, Matthew S	38 CMS	47.20
7	Christoffel, Ben J	36 INDY	48.07
8	Summerlin, Daniel C	39 VMST	48.15
9	Mauriello, Matthew J	35 FISH	51.48
10	Huggins, Dale R	39 TXLA	51.61

**Heat 36 of 45 Finals**

1	De Los Santos, Carlos R	34 BDGR	57.00
2	Shakley, Brandon W	31 UNAT	55.53
3	Thorpe, Nick	32 OREG	54.00
4	Dyer, Christopher S	30 GAJA	53.44
5	Dietrich, Nicholas W	31 ART	53.20
6	Jent, Daniel E	34 ALEX	53.35
7	Tynan, Michael	30 TNYA	53.91
8	Silver, Isaac M	33 FACT	54.27
9	Marzano, Eric	33 NEM	56.50
10	Dahl, Geoff	34 NCMS	1:12.30

**Heat 37 of 45 Finals**

1	Dallamura, Scott J	33 NCMS	52.49
2	Zaratin, Erik	32 POST	52.30
3	Strahota, Jeffrey R	31 TERR	51.57
4	Gellin, Jonathan C	31 GAJA	50.44
5	Johnson, Trent P	32 NCMS	50.10
6	Kummer, Rob	30 CAT	50.35
7	Andrepoint, Daniel M	30 NCMS	50.76
8	Medendorp, Mark A	34 NCMS	52.02
9	Sikich, Christopher P	33 NAST	52.30
10	Allen, Benjamin	31 NCMS	52.62

**Heat 38 of 45 Finals**

1	Asti, Trevor	34 MICH	49.50
2	Fiene, Jonathan P	33 UNAT	49.21
3	Holsman, Trent T	31 TOC	48.86
4	Gallagher, Brendan M	31 GSM	47.60
5	Scheerhorn, Andrew J	30 CAT	46.99
6	Javorski, John	33 MGM	47.45
7	Gaines, Billy	31 LVM	48.75
8	Gonzalez, Jose R	34 NCMS	48.98
9	Fain, Jeremy S	34 REDT	49.34
10	Thrasher, Bradley A	30 NCMS	49.63

**Heat 39 of 45 Finals**

1	Sonstegard, Goody	29 NCMS	53.82
2	Gray, Zachary A	29 MESC	53.67
3	Alban, Doug M	25 NBAC	53.10
4	Knowles, Elliott J	25 SWIF	52.25
5	Taube, Tim	29 NCMS	51.97
6	Stearns, Alex	26 UNAT	52.19
7	Sharif, Khalil	29 NCMS	53.00
8	Swenson, Christopher N	29 GSM	53.27
9	Zasadny, Alex R	26 NCMS	53.75
10	West, Benjamin	26 ARMS	54.00

**Heat 40 of 45 Finals**

1	Hilliard, Chris K	29 AAA	51.27
2	Osada, Tatsu	29 MARY	50.30
3	Loch, Jonathan	27 NCMS	50.00
4	Anderson, Kenneth L	28 NFMS	48.94
5	Talbott, Christopher J	25 TOC	48.74
6	Donihe, Phil M	28 REDT	48.92
7	Erickson, John	27 VSM	49.90
8	Harrigan, Christopher T	27 GS	50.10
9	Hiskey, Justin R	28 MARY	50.95
10	Mautte, Kevin	28 URMS	51.86

**Heat 41 of 45 Finals**

1	Hagerty, Edward F	28 AGUA	48.37
2	Dorr, John W	28 TOC	47.63
3	Crocker, Michael T	27 NEM	47.50
4	Tillman, Jeremy R	29 AGUA	47.11
5	Pursley, David C	25 NCMS	45.61
6	Labour, Rafael E	25 BCTM	47.05
7	Mc Inerney, Scott A	25 NEM	47.49
8	Rivera, Bryan C	28 UNAT	47.50
9	Morenus, Jesse J	29 BLU	47.85
10	Carlson, Andrew	25 ROSE	48.50

**Heat 42 of 45 Finals**

1	Daling, Ian	20 HMS	1:02.41
2	Halvorson, John T	21 HMS	57.50
3	Olden, Jaegger	19 HMS	54.65
4	Hui, Shawn S	18 DUCK	54.42
5	Singleton, Marcus G	23 UTAH	54.35
6	Phelan, Cole E	20 PNA	54.41
7	Deal, Jesse L	20 MTMS	54.52
8	Hogan, Tom JP	24 RNVS	56.12
9	Semmons, Alex	19 HMS	59.23
10	de la Cruz, Juan J	23 NCMS	1:17.39

**Heat 43 of 45 Finals**

1	Johnson, Derek	18 HMS	54.00
2	Wiley, DJ	22 UTAH	53.83
3	Rose, Daniel C	24 RNVS	53.50
4	Deason, Aaron	19 NCMS	53.12
5	Morrell, Elijah N	20 MTMS	52.62
6	Hall, Robert W	22 RNVS	52.80
7	Whitefield, Benjamin G	22 PNA	53.49
8	Cain, Quentin R	20 GRIN	53.67
9	Burr, Justin	21 DUCK	53.84
10	Altman-Kurosaki, Jonas Y	23 AGUA	54.00

2012 USMS Spring National Championships, Sanction #: 132-001

Greensboro Aquatic Center

Meet Program - Sunday, April 29, 2012

Heat 44 (#44 Men 100 Yard Freestyle)

1	Priewe, Ross C	19 DUCK	52.35
2	Freds, Keaton S	20 SWOM	52.12
3	Ellis, Haywood C	21 NCMS	51.36
4	Malasky, Martin E	23 TOC	50.21
5	Florio, Eric	24 POST	49.80
6	Herbert, Marc	23 UNAT	50.00
7	Veintimilla, Miguel	24 ROSE	50.74
8	Godwin, Christopher A	24 SLV	51.54
9	Waters, Matthew	23 NCMS	52.30
10	Arias, Luis	24 AGUA	52.50

Heat 45 of 45 Finals

1	Henahan, Patrick	24 NCMS	49.50
2	Shaheen, Luke	23 SYSM	49.10
3	Gallagher, Kevin C	24 ARMS	48.23
4	King, Tyler J	24 UNAT	47.60
5	Frantz, Robert S	24 ROSE	46.50
6	Witzke, Christian E	24 REDT	47.26
7	Partin, George	23 NCMS	48.00
8	Stauder, Justin M	24 VMST	49.00
9	Alderson, Jack A	18 UNAT	49.50
10	Thorsnes, David	20 HMS	49.64

#45 Women 200 Yard IM

Lane	Name	Age Team	Seed Time
------	------	----------	-----------

Heat 1 of 16 Finals

4	Coleman, Jill	81 MARY	6:00.00
5	Eisele, Barbara M	81 BLF	5:15.01
6	Berkley, Marianna	89 VMST	5:26.56

Heat 2 of 16 Finals

1	Ottosen, Sue C	68 GAJA	4:32.00
2	Kranpitz, Nancy	67 WMAC	3:23.54
3	Dills, Suzanne L	67 PNA	2:53.99
4	Welch, Sarah	65 PNA	3:08.38
5	Anziano, Marcia	67 CMS	3:55.12
6	Arnold, Patricia F	73 SMS	4:06.09
7	Meyers, Susan L	70 INDY	3:17.50
8	Jebe, Margit H	73 T2NM	3:25.00
9	Henderson, Martha J	75 FACT	4:20.10

Heat 3 of 16 Finals

2	Tourtual, Dorothy M	60 BUMS	3:15.19
3	Hirr, Patrice L	63 FACT	3:00.39
4	Miller, Celeste	62 SNM	2:46.36
5	Davis, Charlotte M	61 PNA	2:35.00
6	Loftus-Charley, Shirley A	60 VMST	2:40.63
7	Hummel, Barbara R	60 NEM	2:58.88
8	Tyler, A Susan	63 SNM	3:05.90
9	Ventura Visbal, Rosa V	64 SFTL	3:18.50

Heat 4 of 16 Finals

1	Harrelson, Jo Ann	56 SPM	3:20.64
2	Burlingame, Sharon M	55 GKMS	3:02.15
3	Amick, Beverly O	57 NCMS	2:47.41
4	Estel, Beth A	56 NEM	2:36.97
5	Warmuth, Stacey	55 VCM	2:27.86
6	Einsidler, Karen L	56 AGUA	2:30.00
7	Kicklighter, Pamela M	55 NCMS	2:43.77
8	Larson, Linda L	56 SFTL	3:01.91
9	Yankauskas, Paula J	57 NEM	3:16.09

Heat 5 of 16 Finals

1	Swanson, Christine T	49 SPM	3:11.00
2	Quillen, Diane E	48 NCMS	2:54.48
3	Johansson, Hanna L	45 PNA	2:40.59
4	Mulligan, Sarah	48 NCMS	2:38.00
5	Groves, Lisa J	47 MACH	2:38.34
6	Labelle, Laura L	47 WH2O	2:43.98
7	Fouts, Ali A	49 NCMS	2:59.46
8	Alton, Dale	54 GAJA	2:55.00
9	Porter, Mary Lynn	52 GSMS	3:35.43

Heat 6 of 16 Finals

1	Lockhart, Christine N	53 SRM	2:48.00
2	Brown, Denise H	52 MICH	2:36.29
3	Haugh, Sue J	50 NCMS	2:35.00
4	Payne, Lori A	52 SLAM	2:29.99
5	Swanson, Vibeke L	50 1776	2:24.44
6	Block, Andrea J	50 IM	2:27.33
7	Groselle, Laura L	51 SYSM	2:31.55
8	Brightwell, Kim M	52 RMST	2:35.41
9	Miller, Patricia M	51 VMST	2:41.81
10	Almand, Jennifer C	53 GAJA	2:48.81

Heat 7 of 16 Finals

1	Dawson-Cook, Susan E	49 ARIZ	2:35.06
2	Jurey, Mary K	45 TXLA	2:28.80
3	Bennett, Ellen K	49 SYSM	2:27.70
4	Phillips, Alice W	46 VMST	2:23.82
5	Popps, Corrin C	47 MICH	2:20.36
6	Hug, Laurie	47 1776	2:22.22
7	Stone, Stephanie	45 PCAT	2:25.50
8	Gillman, Regina M	46 NCMS	2:28.10
9	Frederic, Christine	47 SMS	2:31.65
10	Perdue, Tammy O	49 NCMS	2:36.12

Heat 8 of 16 Finals

3	Covington, Sonya L	43 NCMS	3:20.00
4	Carter, Eddie C	41 NCMS	2:53.85
5	Bodin, Sarah	42 NCMS	2:43.97
6	Beeman, Ashley C	40 UNAT	2:46.75
7	Barna, Heather K	41 NEM	2:55.00

Heat 9 of 16 Finals

1	Streater, Barbara A	41 VMST	2:34.87
2	Sinitz, Cheryl	43 WMAC	2:33.39
3	Davidson, Michelle L	41 GSM	2:29.07
4	Pellegrini, Traci A	42 COLU	2:24.96
5	Legaspi, Kelly A	40 SFTL	2:22.88
6	Ruberto, Laura M	42 PHX	2:23.00
7	Collett, Tracy	41 GAJA	2:25.00
8	Goodale, Rainy M	42 NEM	2:29.39
9	Cleven, Detra R	43 BASC	2:33.93
10	Gass, Melissa	44 NCMS	2:38.00

Heat 10 of 16 Finals

1	Tsang, Phyllis	30 NCMS	3:26.01
2	Schoenlank, Julie A	32 METR	2:32.50
3	de Hart, Jenny E	34 STON	2:29.97
4	Bolduc, Erin	33 NCMS	2:28.79
5	Wilkins, Jillian A	31 BLU	2:28.59
6	Schneider, Erin E	33 WMAC	2:29.09
7	Van Horn, Alaina L	31 CUBU	2:32.18
8	Blue, Laura E	33 NCMS	2:38.25
9	Weiser, Sabine	38 WMST	2:41.95
10	Krasowski, Nicole G	39 NCMS	2:57.62

Heat 11 of 16 Finals

1	Pettersson, Carolyn A	35 WMAC	2:38.38
2	Jacobson, Kristan N	39 QMST	2:34.20
3	Bryant, Lynn	39 USF	2:32.18
4	Broussard, Katie J	37 GOLD	2:21.86
5	Merritt, Anne Hanna	37 HURM	2:11.75
6	Limke, Tobi L	37 NBAC	2:17.68
7	Packard, Andrea H	37 NCMS	2:24.63
8	Wetstone, Susan	38 PNA	2:33.69
9	Krhoun, Skye W	39 UNAT	2:36.80
10	Graham, Beth R	37 NCMS	2:40.80

Heat 12 of 16 Finals

1	Lovgren, Alysia K	33 NCMS	2:26.13
2	Brewer, Mary A	30 CAT	2:25.25
3	Balentine, Angie M	31 TXLA	2:25.00
4	Carlson, Jennifer R	32 RMST	2:21.18
5	Chance, Danielle R	30 BLU	2:14.62
6	Bolger, Maura J	30 VMST	2:18.00
7	Grover, Mollie K	31 TERR	2:22.82
8	Stich, Chris S	34 WMAC	2:25.23
9	Lawrence, Kari C	30 NCMS	2:25.77
10	Nappi, Keri	34 NEM	2:27.96

Heat 13 of 16 Finals

1	Keaney, Alice	29 NCMS	2:36.00
2	Sonstegard, Morgan A	27 PMST	2:30.00
3	Robbins, Mary	27 NCMS	2:29.00
4	Humienny, Stacey	27 GSMS	2:28.34
5	Daniels, Emily A	25 UNAT	2:25.96
6	Schildknecht, Margaret G	25 NCMS	2:26.41
7	Claycomb, Meredith A	27 NCMS	2:28.79
8	Phillips, Kali A	27 NCMS	2:30.00
9	Enders, Carly	27 MTSC	2:31.67
10	Ramsey, Kelly A	26 NCMS	2:39.07

Heat 14 of 16 Finals

1	Russo, Claire C	28 VMST	2:22.40
2	Watterson, Laura A	27 NCMS	2:19.00
3	Gromer, Karen	27 MOST	2:17.26
4	Van Erden, Jayme K	26 RMST	2:14.99
5	Georoff, Andrea A	28 NCMS	2:05.60
6	Hibbard, Kate	27 VMST	2:12.00
7	Norris, Amy B	27 NCMS	2:16.00
8	Fuchs, Lauren	25 CUBU	2:18.19
9	Gilmore, Katie L	28 ALEX	2:19.32
10	Shuss, Audrey	28 CMS	2:23.98

## 2012 USMS Spring National Championships, Sanction #: 132-001

## Greensboro Aquatic Center

## Meet Program - Sunday, April 29, 2012

**Heat 15 (#45 Women 200 Yard IM)**

3	Daley, Amanda W	24 NEM	2:45.09
4	Yaguda, Morgan R	18 NCMS	2:39.32
5	Hintermeister, Julie L	24 IM	2:30.20
6	Pulley, Katherine	21 UTAH	2:34.50
7	Pelaez, Cristina D	24 NOVA	2:39.66
8	Jaeger, Natalie	21 HMS	2:45.34

**Heat 16 of 16 Finals**

1	Jones, Caylin L	23 RMST	2:29.05
2	Moore, Katie	24 IM	2:25.94
3	Turner, Katy C	22 MARY	2:23.47
4	DeRousseau, Karissa	18 DUCK	2:20.48
5	Letendre, Denise M	23 UNAT	2:20.00
6	Kehe, Sarah E	24 UNAT	2:20.15
7	Case, Kim E	24 FBST	2:22.52
8	Baumann, Mary Kate	24 BCTM	2:25.00
9	Lamour, Florence C	21 MINN	2:28.00
10	Cox, Ashley B	20 NCMS	2:29.72

**#46 Men 200 Yard IM**

Lane	Name	Age Team	Seed Time
------	------	----------	-----------

**Heat 1 of 21 Finals**

2	Huson, John J	77 NCMS	3:51.23
3	Best, Bob	79 SDSM	3:10.00
4	Stolz, Hal F	77 GAJA	3:09.01
5	Lauer, William J	77 GKMS	2:58.98
6	Robertson, William F	75 TGM	3:10.00
7	Bellem, Ray	75 ARIZ	3:23.00
8	Burgess, H. William	83 HIMA	5:00.00

**Heat 2 of 21 Finals**

1	Learmonth, William R	72 O*H*	3:22.82
2	Murphy, Dan R	70 NCMS	3:13.33
3	Van Horn, William G	73 TOC	3:00.00
4	Molnar, Ronald A	70 CMS	2:50.00
5	Kennedy, David A	70 TTM	2:35.00
6	Laux, Michael A	70 CONN	2:49.97
7	Wise, Randolph E	70 VMST	2:55.00
8	Nordby, Michael C	70 PNA	3:05.18
9	Bleuel, Bart S	70 VCM	3:18.33

**Heat 3 of 21 Finals**

3	Yochelson, Roger	61 NCMS	3:25.00
4	Pillmore, Bill	64 NCMS	2:38.70
5	McQuiggan, Frank	63 NEM	2:58.64
6	Traester, William F	63 CONN	3:45.00
7	Meyer, Gerald H	67 O*H*	3:27.79

**Heat 4 of 21 Finals**

1	Husson, Bob	66 NCMS	3:00.00
2	Kute, Tim E	66 NCMS	2:47.00
3	Lawrie, Jim	65 SNM	2:41.41
4	Couch, Bob E	65 SYSM	2:28.66
5	Strand, Robert	66 ROSE	2:23.50
6	Burns, Richard	68 TAM	2:26.00
7	McColly, Michael	66 PNA	2:39.90
8	Peterson, Steven B	65 PNA	2:43.50
9	Zeigler, John V	66 GAJA	2:59.05
10	Saloga, Jim	66 UNAT	3:03.75

**Heat 5 of 21 Finals**

1	Vazmina, Rudy J	61 SYSM	2:36.64
2	Meyer, Geoffrey A	60 1776	2:30.50
3	Rogacki, Daniel J	64 NEM	2:26.85
4	Baker, John B	60 PNA	2:25.00
5	MacDonald, Lee H	60 CMS	2:20.50
6	Kerns, Hubie	62 VCM	2:22.59
7	Gruber, Glenn A	62 VCM	2:26.06
8	Voisard, Brian S	60 WIN	2:27.81
9	Chapman, Gerry M	60 NCMS	2:33.81
10	Harmon, David C	62 ANCM	2:37.57

**Heat 6 of 21 Finals**

1	Knisely, Bill S	55 GCPS	2:37.63
2	Trivette, Robert P	55 NCMS	2:32.98
4	Wohl, Robert J	55 BGSC	2:30.93
5	Hildebrandt, David C	57 GAJA	2:25.40
6	Lamour, Didier B	55 MINN	2:27.62
7	O'Brien, Kerry L	55 WCM	2:31.09
8	Inglefield, Jody	57 NCMS	2:33.50

**Heat 7 of 21 Finals**

1	Smith, Darrell J	55 MINN	2:24.34
2	Haberek, Cork	55 SKY	2:22.60
3	Craig, John M	57 CONN	2:18.00
4	Von Hoffmann, Gerard	56 NOVA	2:16.00
5	Shead, Timothy M	59 GOLD	2:10.00
6	Hemmerle, Jamie	56 1776	2:14.50
7	Graham, Donald	57 PNA	2:16.63
8	Vestal, Neal L	57 GS	2:19.01
9	Stanback, John	58 CMS	2:23.00
10	Nolte, Christopher C	55 CMS	2:24.50

**Heat 8 of 21 Finals**

2	Corbeil, Keith	52 MICH	3:02.00
3	Hartley, Larry S	52 NCMS	2:30.49
4	Clark, David L	54 WMAC	2:29.66
5	Jones, Judd	54 GKMS	2:26.42
6	Cole, Robert W	51 AGUA	2:26.99
7	Vargas, Daniel	51 ARIZ	2:30.00
8	Shears, David M	52 MICH	2:59.00
9	Creighton, Mel L	52 GSMS	3:15.01

**Heat 9 of 21 Finals**

1	Spencer, Michael J	54 NCMS	2:24.77
2	Boileau, Mike	50 CMS	2:23.68
3	Hendrickson, John J	51 TOC	2:22.14
4	Weischedel, Brian J	52 NCMS	2:20.10
5	Belin, Thomas H	50 IAMA	2:19.30
6	Matysek, Jim	52 SYSM	2:19.89
7	Menches, Robert C	51 PALM	2:20.50
8	Brown, Phil	51 NEM	2:22.92
9	Sheaves, Mike	53 UNAT	2:24.40
10	Heinemann, William A	54 NIAG	2:26.25

**Heat 10 of 21 Finals**

1	Seibt, Andreas K	54 IM	2:18.00
2	Jenkins, Timothy J	50 IM	2:17.00
3	Stalnaker, Todd	50 GCPS	2:15.56
4	Bank, Holden J	52 BLU	2:11.00
5	Stultz, Todd W	52 SYSM	2:09.61
6	Guthrie, David M	51 TXLA	2:11.00
7	Kone, Bruce C	54 RICE	2:12.99
8	Slater, Douglas K	54 NCMS	2:16.00
9	Fiest, Eric R	53 NCMS	2:17.85
10	Procton, Bruce	50 NCMS	2:18.00

**Heat 11 of 21 Finals**

1	ReVille, Jay F	47 NCMS	2:21.84
2	Johnson, Eric	45 ASAM	2:18.50
3	Goldman, Brian H	47 NCMS	2:18.00
4	Casazza, Bill R	49 NCMS	2:17.44
5	Carpenter, Michael J	47 MSMA	2:15.80
6	McGiffin, Chris D	46 BERK	2:16.45
7	Czander, Eric W	46 DCAC	2:17.83
8	LeVine, Robert S	47 NCMS	2:18.10
9	Dailey, James L	45 UNAT	2:20.84

**Heat 12 of 21 Finals**

1	Chan, Andy	49 NCMS	2:14.55
2	Wilson, Boyd E	48 NCMS	2:13.05
3	Schultz, Norman E	46 NCMS	2:12.37
4	Bennett, Dennis	46 UNAT	2:11.15
5	Jennings, Bob	46 NCMS	2:09.30
6	Hancock, Thomas	48 RATS	2:10.29
7	Christensen, Kurt A	46 MICH	2:11.97
8	Dassow, Paul	49 RATS	2:12.70
9	Barringer, Rob	46 CMS	2:13.77
10	Edwards, Andy	47 IAMA	2:15.60

**Heat 13 of 21 Finals**

1	Pistorio, Tyge	46 NCMS	2:06.99
2	Sargent, Gregory O	45 CONN	2:06.01
3	Pulsifer, Andrew	46 NCMS	2:05.27
4	Brundage, Patrick W	45 BRSM	2:01.30
5	Tuchler, Jim	47 IM	1:58.50
6	Sims, David E	49 IM	1:58.94
7	Livingston, Terry	45 BLU	2:05.00
8	Beatty, Dan C	46 GAJA	2:05.46
9	Heber, Scott	45 DAMM	2:06.50
10	Mench, Edward H	45 SYSM	2:09.00

**Heat 14 of 21 Finals**

1	Schmaltz, Joel A	41 GSMS	2:34.60
2	Johnson, Erik	43 NCMS	2:25.00
3	Rubacky, Mark S	42 NEM	2:15.75
4	Lee, Lawrence B	43 NCMS	2:12.09
5	Shattuck, Drew J	43 SUNF	2:11.23
6	Gogulski, David H	43 NITR	2:11.88
7	Diener, Andre	42 GAJA	2:12.92
8	Pignatello, Anthony J	42 FBST	2:20.58
9	Bolinger, Timothy R	43 NCMS	2:30.30

2012 USMS Spring National Championships, Sanction #: 132-001

Greensboro Aquatic Center

Meet Program - Sunday, April 29, 2012

**Heat 15 (#46 Men 200 Yard IM)**

1	Cox, Mark	44 TPIT	2:09.99
2	Lee, Michael P	44 MARY	2:06.60
3	Andersen, Morten	41 NCMS	2:03.02
4	Benda, Brian	41 NBAC	2:02.00
5	Santos, Roque J	44 WCM	1:57.00
6	West, Steve T	40 NOVA	2:00.41
7	Magee, Mark A	44 LVM	2:02.16
8	Benucci, Lorenzo	44 AWJ	2:05.00
9	Doherty, Todd S	41 PNA	2:07.68
10	Hamilton, Nathan	43 SNM	2:10.55

**Heat 16 of 21 Finals**

2	Sadosky, Daniel	37 NCMS	2:25.00
3	Peterson, Erik	38 NCMS	2:16.50
4	Albino, Jorge E	37 SYSM	2:19.00
5	O'Donnell, John E	38 NCMS	2:26.20
6	Durieux, Chad A	32 ROSE	2:12.76
7	Andrepoint, Daniel M	30 NCMS	2:08.36
8	Strahota, Jeffrey R	31 TERR	2:09.86

**Heat 17 of 21 Finals**

1	Lilienthal, Jason	38 NMMS	2:14.19
2	Mason, Michael	38 ROSE	2:10.00
3	Budde, Scot	35 UNAT	2:05.77
4	Summerlin, Daniel C	39 VMST	2:03.25
5	Christensen, Eric B	37 BDO	1:55.62
6	Stich, Darryl D	36 WMAC	2:02.90
7	Raese, T R	39 IM	2:05.59
8	Crankshaw, Erik	39 NCMS	2:08.70
9	Lee, Mark K	37 NCMS	2:13.74
10	Queen, Nathan	37 NCMS	2:15.98

**Heat 18 of 21 Finals**

1	Carmine, Jay R	34 NCMS	2:08.08
2	Kendig, Jamie M	31 SYSM	2:06.18
3	Schmidt, Matthew B	34 WH2O	2:01.56
4	Knowles, Jeremy D	30 SWIF	1:58.00
5	Bathazi, Istvan	33 BLU	1:51.09
6	Nagy, Joe	31 REDT	1:57.88
7	Barley, Adam S	30 VMST	2:01.44
8	Thrasher, Bradley A	30 NCMS	2:04.36
9	de Hart, Pieter A	33 STON	2:07.33
10	Sonstegard, Peter	31 PMST	2:08.12

**Heat 19 of 21 Finals**

2	McDonnell, Michael P	27 LIB	3:04.71
3	West, Benjamin	26 ARMS	2:12.00
4	Sostock, Matt	29 WMAC	2:10.00
5	Loch, Jonathan	27 NCMS	2:11.01
6	Ravestein, John W	28 NCMS	2:15.50
7	Alcantar, Eduardo	19 PNA	2:29.71
8	DeHart, Morgan L	23 MARY	2:12.99
9	Grigas, Garrett J	21 PNA	2:15.94

**Heat 20 of 21 Finals**

1	Seitz, Andreas J	29 BCTM	2:05.47
2	Chesson, Win	28 TNYA	2:04.47
3	Wohl, Adam M	25 MICH	2:01.56
4	Pursley, David C	25 NCMS	1:54.32
5	King, Nathan P	27 UNAT	1:53.50
6	Reed, Buddy	29 CUBU	1:54.00
7	Wohl, Daniel P	27 BGSC	1:56.19
8	Gallagher, Liam	26 GSM	2:02.37
9	Baccich, Thorn	29 NCMS	2:05.00
10	Asseff, Benjamin	26 NCMS	2:05.78

**Heat 21 of 21 Finals**

1	Waters, Matthew	23 NCMS	2:12.17
2	Gomez, Stephen P	24 VMST	2:08.91
3	Gallagher, Dan	24 VTAC	2:07.24
4	Morton, Jacob G	24 NCMS	2:05.21
5	Frantz, Robert S	24 ROSE	1:55.00
6	Thomas, Chandler P	22 NCMS	1:59.99
7	Hall, Robert W	22 RNVS	2:06.40
8	Dolar, Kevin I	24 USF	2:08.78
9	Allsopp, David	23 NCMS	2:09.50
10	Naugle, Andrew	21 DUCK	2:12.86

# National Records

		NAT SCY RECORDS AS OF 04-08-12			
***** M E N *****		18-24		***** W O M E N *****	
19.64	01-28-12	JOSH SCHNEIDER	50 YD. FREE	MADISON KENNEDY	01-28-12 22.95
43.77	11-08-09	ANDY GRANT	100 YD. FREE	DANA VOLLMER	11-08-09 48.29
1:35.02	11-08-09	ANDY GRANT	200 YD. FREE	DANA VOLLMER	11-08-09 1:43.28
4:24.81	01-24-10	ANDY GRANT	500 YD. FREE	JESSICA FOSCHI	10-25-03 4:49.97
9:01.26	02-13-10	JP ARNOLD	1000 YD. FREE	JUSTINE MUELLER	02-13-10 10:18.49
15:48.70	03-27-10	ANDREW MUELLER	1650 YD. FREE	KAREN BURTON	- -87 17:31.70
22.60	01-28-12	EUGENE GODSOE	50 YD. BACK	ODONNELL-MCCARTHY	05-22-10 26.18
49.19	04-15-07	C GIBSON	100 YD. BACK	EMILE EWING	05-23-10 55.90
1:48.10	05-01-11	NELSON SILVA	200 YD. BACK	SARA SCHWEITZER	04-30-00 1:59.22
24.98	05-10-09	RICKY EDDY	50 YD. BRST	KARA DENBY	04-25-10 29.01
54.65	05-14-06	GARY MARSHALL	100 YD. BRST	RILEY MANTS	05-18-03 1:02.86
1:58.34	05-14-06	GARY MARSHALL	200 YD. BRST	RILEY MANTS	05-18-03 2:14.90
22.16	04-11-06	MICHAEL SHELBY	50 YD. FLY	DANA VOLLMER	11-08-09 24.54
47.93	02-13-10	RUSSELL PAYNE	100 YD. FLY	DANA VOLLMER	11-08-09 52.30
1:49.39	02-14-10	RUSSELL PAYNE	200 YD. FLY	RACHEL KOMISARZ	03-04-01 2:02.28
50.14	02-18-01	ROMAIN BARNIER	100 YD. I.M.	KARA DENBY	04-18-10 55.24
1:49.35	02-14-10	RUSSELL PAYNE	200 YD. I.M.	KARA DENBY	04-18-10 2:02.35
3:50.12	02-13-10	RUSSELL PAYNE	400 YD. I.M.	KATHERINE MILLS	01-28-12 4:21.82
***** M E N *****		25-29		***** W O M E N *****	
18.67	02-13-10	FRED BOUSQUET	50 YD. FREE	ANDREA GEOROFF	01-28-12 23.08
42.58	04-18-10	ANDY GRANT	100 YD. FREE	MEAGAN JENDRICK	02-21-10 49.70
1:33.86	04-16-10	ANDY GRANT	200 YD. FREE	LIMIN LIU	05-20-01 1:48.80
4:20.82	04-17-10	ANDY GRANT	500 YD. FREE	SHEILA TAORMINA	01-03-96 4:49.88
9:25.88	05-03-98	ALEX KOSTICH	1000 YD. FREE	LISA HAZEN	03-19-94 10:12.34
15:44.70	05-03-98	ALEX KOSTICH	1650 YD. FREE	KAREN BURTON	05-19-91 16:50.17
21.46	04-16-10	ADAM MANIA	50 YD. BACK	TANICA JAMISON	05-22-10 25.26
45.95	04-15-10	ADAM MANIA	100 YD. BACK	TANICA JAMISON	05-23-10 54.06
1:48.47	04-30-95	JOHN KEPPELER	200 YD. BACK	KELLY HARRIGAN	04-29-11 2:00.24
23.87	05-21-10	MARK GANGLOFF	50 YD. BRST	MEGAN JENDRICK	02-21-10 27.14
52.30	05-22-10	MARK GANGLOFF	100 YD. BRST	MEGAN JENDRICK	02-06-10 59.58
1:57.46	05-20-07	GARY MARSHALL	200 YD. BRST	MEGAN JENDRICK	02-06-10 2:09.05
21.15	04-25-04	SABIR MUHAMMAD	50 YD. FLY	TANICA JAMISON	05-22-10 24.41
47.51	03-07-10	JAYME CRAMER	100 YD. FLY	TANICA JAMISON	05-21-10 53.72
1:47.62	05-20-07	ERIK SCALISE	200 YD. FLY	LIMIN LIU	05-20-01 1:57.84
48.27	02-13-10	MARK GANGLOFF	100 YD. I.M.	MEGAN JENDRICK	02-06-10 54.43
1:48.18	05-22-10	MARK GANGLOFF	200 YD. I.M.	MEGAN JENDRICK	02-06-10 1:59.69
3:52.43	05-20-07	ERIK SCALISE	400 YD. I.M.	KASEY HARRIS	05-22-05 4:21.52
***** M E N *****		30-34		***** W O M E N *****	
19.65	01-28-12	NICHOLAS BRUNELLI	50 YD. FREE	ERIKA ERNDL	03-11-09 22.70
44.53	12-19-04	MIKE PICOTTE	100 YD. FREE	ERIKA ERNDL	12-06-08 49.07
1:38.03	05-16-99	JON OLSEN	200 YD. FREE	KATRINA RADKE	05-18-03 1:51.40
4:29.49	02-25-96	MATTHEW CETLINSKI	500 YD. FREE	K PIPES-NEILSEN	05-12-96 4:59.08
9:26.93	03-23-03	JOSHUA WOODRUFF	1000 YD. FREE	DAWN HECKMAN	04-03-11 10:03.05
15:51.57	05-12-96	JEFF ERWIN	1650 YD. FREE	KAREN BURTON	05-23-93 17:07.52
22.64	01-15-12	KEVIN DOAK	50 YD. BACK	NORIKO INADA	05-01-11 24.96
48.93	01-15-12	KEVIN DOAK	100 YD. BACK	NORIKO INADA	04-30-11 54.60
1:47.33	01-28-12	NICHOLAS BRUNELLI	200 YD. BACK	K PIPES-NEILSEN	02-19-96 1:59.93
24.84	04-30-11	ED MOSES	50 YD. BRST	KATIE MCCLELLAND	05-04-08 28.48
53.44	04-29-11	ED MOSES	100 YD. BRST	KATIE MCCLELLAND	05-04-08 1:02.08
1:56.02	05-01-11	ED MOSES	200 YD. BRST	WENKE HANSEN	04-30-00 2:17.34
21.44	12-05-09	ZSOLT GASPAR	50 YD. FLY	ANGEL MARTINO	04-15-00 24.18
47.77	05-21-10	ZSOLT GASPAR	100 YD. FLY	ANGEL MARTINO	05-16-99 55.01
1:49.52	05-16-94	PETER EGAN	200 YD. FLY	K PIPES-NEILSEN	05-12-96 2:03.46
50.89	05-10-09	ERIK SCALISE	100 YD. I.M.	ANGEL MARTINO	04-15-00 57.01
1:47.62	05-04-97	RONALD KARNAUGH	200 YD. I.M.	ERIKA ERNDL	03-11-09 1:58.80
3:53.81	05-04-97	RONALD KARNAUGH	400 YD. I.M.	KARLYN PIPES	05-21-95 4:25.68
***** M E N *****		35-39		***** W O M E N *****	
20.14	05-04-08	JOSH DAVIS	50 YD. FREE	DARA TORRES	02-25-07 22.34
44.24	04-20-09	VLAD PYSHNENKO	100 YD. FREE	DARA TORRES	02-25-07 49.72
1:36.56	05-04-08	JOSH DAVIS	200 YD. FREE	K PIPES-NEILSEN	05-03-97 1:51.55
4:33.97	05-17-02	RONALD KARNAUGH	500 YD. FREE	K PIPES-NEILSEN	05-03-97 4:56.09
9:27.97	05-20-10	ERIC CHRISTENSEN	1000 YD. FREE	K PIPES-NEILSEN	02-16-99 10:22.60
15:53.88	05-18-03	JEFF ERWIN	1650 YD. FREE	K PIPES-NEILSEN	05-04-97 17:13.99
22.70	05-04-08	JOSH DAVIS	50 YD. BACK	SHERI HART	05-22-10 25.97
49.12	05-04-08	JOSH DAVIS	100 YD. BACK	SHERI HART	05-23-10 56.14
1:47.72	05-04-08	JOSH DAVIS	200 YD. BACK	K PIPES-NEILSEN	03-14-98 2:00.54
25.35	05-21-10	STEVE WEST	50 YD. BRST	S VON DER LIPPE	05-22-05 29.94
55.12	04-29-11	JEFF COMMINGS	100 YD. BRST	S VON DER LIPPE	04-25-04 1:04.25
1:59.23	12-16-01	RON KARNAUGH	200 YD. BRST	CAROLINE KRATTLI	01-27-02 2:19.66
22.26	04-29-11	JOSH DAVIS	50 YD. FLY	S VON DER LIPPE	05-18-03 25.54
49.35	01-15-12	IGOR MARCHENKO	100 YD. FLY	S VON DER LIPPE	05-18-03 55.78
1:50.74	05-16-99	BOBBY PATTEN	200 YD. FLY	S VON DER LIPPE	05-22-05 2:03.48
50.06	05-04-08	JOSH DAVIS	100 YD. I.M.	SHERI HART	05-23-10 57.67
1:48.74	12-22-02	RON KARNAUGH	200 YD. I.M.	K PIPES-NEILSEN	03-14-98 2:05.24
3:56.76	12-16-01	RON KARNAUGH	400 YD. I.M.	K PIPES-NEILSEN	03-14-98 4:24.18
***** M E N *****		40-44		***** W O M E N *****	
20.84	04-26-09	MICHAEL ROSS	50 YD. FREE	DARA TORRES	04-15-07 21.91

# National Records

45.35	05-04-08	MICHAEL ROSS	100	YD. FREE	DARA TORRES	04-15-07	48.34
1:38.94	05-04-08	MICHAEL ROSS	200	YD. FREE	K PIPES-NEILSEN	12-22-02	1:51.06
4:39.86	05-08-10	ALEX KOSTICH	500	YD. FREE	K PIPES-NEILSEN	10-05-02	4:58.98
9:32.66	05-07-10	ALEX KOSTICH	1000	YD. FREE	K PIPES-NEILSEN	12-21-03	10:20.45
15:51.52	05-09-10	ALEX KOSTICH	1650	YD. FREE	K PIPES-NEILSEN	12-07-02	17:15.20
22.77	04-26-09	MICHAEL ROSS	50	YD. BACK	SHERI HART	05-01-11	26.12
48.49	04-26-09	MICHAEL ROSS	100	YD. BACK	SHERI HART	04-30-11	56.03
1:50.09	05-04-08	MICHAEL ROSS	200	YD. BACK	KRISTIN GARY	04-24-10	2:04.43
25.84	05-18-03	GREG RHODENBAUGH	50	YD. BRST	S VON DER LIPPE	02-28-10	29.24
57.04	05-18-03	WALLY DICKS	100	YD. BRST	S VON DER LIPPE	05-04-08	1:03.00
2:03.37	04-19-09	ROQUE SANTOS	200	YD. BRST	S VON DER LIPPE	05-14-06	2:17.06
22.61	04-26-09	MICHAEL ROSS	50	YD. FLY	S VON DER LIPPE	05-10-09	25.14
49.27	05-04-08	MICHAEL ROSS	100	YD. FLY	S VON DER LIPPE	05-10-09	54.83
1:50.61	04-14-02	DENNIS BAKER	200	YD. FLY	S VON DER LIPPE	05-04-08	2:03.13
51.85	05-23-10	MICHAEL ROSS	100	YD. I.M.	S VON DER LIPPE	04-10-10	58.14
1:51.85	04-26-09	MICHAEL ROSS	200	YD. I.M.	S VON DER LIPPE	05-04-08	2:04.85
4:01.87	04-19-09	ROQUE SANTOS	400	YD. I.M.	S VON DER LIPPE	05-04-08	4:28.43
*****		M E N	*****	45-49	*****	W O M E N	*****
21.06	05-21-10	RICHARD HUGHEY	50	YD. FREE	SUSAN WALSH	05-04-08	24.00
46.46	05-22-10	DAVID SIMS	100	YD. FREE	K PIPES-NEILSEN	12-16-07	52.23
1:41.69	05-21-10	DAVID SIMS	200	YD. FREE	K PIPES-NEILSEN	12-16-07	1:53.28
4:39.10	05-20-07	DENNIS BAKER	500	YD. FREE	K PIPES-NEILSEN	04-11-09	5:04.13
9:43.93	05-20-10	KEITH SWITZER	1000	YD. FREE	K PIPES-NEILSEN	04-19-09	10:32.91
16:08.05	05-20-10	JEFF ERWIN	1650	YD. FREE	K PIPES-NEILSEN	04-22-07	17:49.73
24.28	05-22-10	CHRIS STEVENSON	50	YD. BACK	K PIPES-NEILSEN	12-21-08	27.35
51.55	04-30-11	CHRIS STEVENSON	100	YD. BACK	ELLEN REYNOLDS	05-23-10	57.83
1:53.97	05-13-11	RICH SAEGER	200	YD. BACK	K PIPES-NEILSEN	04-19-09	2:04.65
26.58	12-20-08	WALLY DICKS	50	YD. BRST	CAROLINE KRATTLI	05-20-07	30.17
57.87	04-19-09	CHRIS WEISSMAN	100	YD. BRST	S VON DER LIPPE	03-27-11	1:05.85
2:08.33	05-10-09	DAVID GUTHRIE	200	YD. BRST	S VON DER LIPPE	05-01-11	2:22.76
22.67	05-04-08	PAUL SMITH	50	YD. FLY	S VON DER LIPPE	03-27-11	25.97
50.90	05-21-10	DAVID SIMS	100	YD. FLY	S VON DER LIPPE	05-01-11	56.97
1:50.73	12-06-08	DENNIS BAKER	200	YD. FLY	K PIPES-NEILSEN	12-26-08	2:07.39
52.14	05-23-10	RICHARD HUGHEY	100	YD. I.M.	K PIPES-NEILSEN	04-19-09	59.48
1:58.20	05-22-10	ANDERS RASMUSSEN	200	YD. I.M.	K PIPES-NEILSEN	12-16-07	2:07.26
4:14.17	05-21-10	DENNIS BAKER	400	YD. I.M.	K PIPES-NEILSEN	12-26-09	4:32.87
*****		M E N	*****	50-54	*****	W O M E N	*****
21.36	04-29-11	AMBROSE GAINES	50	YD. FREE	TRACI GRANGER	05-04-08	24.92
46.59	05-10-09	AMBROSE GAINES	100	YD. FREE	LAURA VAL	05-17-02	54.38
1:43.76	05-10-09	AMBROSE GAINES	200	YD. FREE	LAURA VAL	05-17-02	1:59.55
4:47.57	05-20-01	JIM MCCONICA	500	YD. FREE	S HEIM-BOWEN	05-10-09	5:16.88
9:57.78	05-17-02	JIM MCCONICA	1000	YD. FREE	CAROLINE KRATTLI	02-17-12	11:08.78
16:42.07	05-20-01	JIM MCCONICA	1650	YD. FREE	LAURA VAL	04-14-02	18:42.24
24.75	04-03-11	STEVE WOOD	50	YD. BACK	LESLIE LIVINGSTON	03-04-12	27.46
53.88	03-06-11	STEVE WOOD	100	YD. BACK	K ANDRUS-HUGHES	05-04-08	1:02.67
2:01.39	04-11-10	LINCOLN DJANG	200	YD. BACK	BONNIE BILICH	04-17-10	2:16.65
26.98	05-21-10	HOLDEN BANK	50	YD. BRST	BRIGITTE HEUER	05-21-10	32.37
59.94	05-22-10	JON BLANK	100	YD. BRST	CAROLINE KRATTLI	02-18-12	1:09.21
2:13.77	05-23-10	JON BLANK	200	YD. BRST	CAROLINE KRATTLI	02-20-12	2:29.92
23.19	04-25-04	TRIP HEDRICK	50	YD. FLY	TRACI GRANGER	05-10-09	26.77
51.93	04-13-08	PAUL CARTER	100	YD. FLY	TRACI GRANGER	05-10-09	1:00.28
2:00.02	03-29-09	WILLIAM SPECHT	200	YD. FLY	LAURA VAL	05-17-02	2:15.18
55.42	05-10-09	JACK GROSELLE	100	YD. I.M.	AHELEE SUE OSBORN	05-10-09	1:03.72
2:00.82	05-10-09	KEN SHILLING	200	YD. I.M.	K PIPES-NEILSEN	03-18-12	2:14.64
4:23.94	05-10-09	MICHAEL MANN	400	YD. I.M.	AHELEE SUE OSBORN	05-10-09	4:56.39
*****		M E N	*****	55-59	*****	W O M E N	*****
21.82	04-30-00	RICHARD ABRAHAMS	50	YD. FREE	LAURA VAL	05-10-09	25.29
48.37	04-30-00	RICHARD ABRAHAMS	100	YD. FREE	LAURA VAL	05-04-08	54.72
1:48.79	04-10-10	MICHAEL MANN	200	YD. FREE	LAURA VAL	05-10-09	1:59.02
4:56.82	04-11-10	MICHAEL MANN	500	YD. FREE	LAURA VAL	01-25-09	5:27.33
10:07.36	05-14-06	JIM MCCONICA	1000	YD. FREE	LAURA VAL	03-13-10	11:20.53
17:11.12	05-20-07	JIM MCCONICA	1650	YD. FREE	LAURA VAL	04-16-10	18:56.04
26.34	05-01-11	TOM BARTON	50	YD. BACK	LAURA VAL	03-28-10	28.88
56.55	04-30-11	TOM BARTON	100	YD. BACK	LAURA VAL	05-23-10	1:04.65
2:04.00	04-29-11	TOM BARTON	200	YD. BACK	LAURA VAL	02-06-10	2:21.27
27.81	05-04-08	TIMOTHY SHEAD	50	YD. BRST	LISA BENNETT	05-14-11	33.76
1:01.42	05-04-08	TIMOTHY SHEAD	100	YD. BRST	LISA BENNETT	05-13-11	1:13.91
2:17.00	05-04-08	TIMOTHY SHEAD	200	YD. BRST	CATHERINE KOHN	05-10-09	2:40.19
24.16	03-25-07	GREG SHAW	50	YD. FLY	LAURA VAL	04-10-10	28.20
54.09	03-29-09	GREG SHAW	100	YD. FLY	LAURA VAL	05-10-09	1:01.31
2:03.18	05-23-10	BRAD HORNER	200	YD. FLY	LAURA VAL	05-10-09	2:16.28
56.20	05-04-08	TIMOTHY SHEAD	100	YD. I.M.	LAURA VAL	05-20-07	1:05.21
2:04.09	05-04-08	TIMOTHY SHEAD	200	YD. I.M.	LAURA VAL	05-22-10	2:21.91
4:28.69	04-10-10	MICHAEL MANN	400	YD. I.M.	LAURA VAL	05-07-10	5:03.92
*****		M E N	*****	60-64	*****	W O M E N	*****
22.30	05-22-05	RICHARD ABRAHAMS	50	YD. FREE	LAURA VAL	01-22-12	27.19
49.14	05-22-05	RICHARD ABRAHAMS	100	YD. FREE	LAURA VAL	01-22-12	58.06
1:54.14	03-29-09	FRED SCHLICHER	200	YD. FREE	LAURA VAL	01-22-12	2:07.35
5:11.70	02-19-12	RICK COLLELA	500	YD. FREE	LAURA VAL	01-22-12	5:43.91



10:47.42	05-13-11	JIM MCCONICA	1000	YD.	FREE	CELESTE MILLER	05-20-10	12:17.18
17:59.55	05-20-10	JIM CLEMMONS	1650	YD.	FREE	CELESTE MILLER	04-16-10	20:24.14
26.82	05-04-08	HUGH WILDER	50	YD.	BACK	PATRICIA MURPHY	05-01-11	30.83
59.29	05-04-08	HUGH WILDER	100	YD.	BACK	PATRICIA MURPHY	04-30-11	1:08.17
2:13.13	05-10-09	TIM BIRNIE	200	YD.	BACK	DIANN UUSTAL	02-13-11	2:38.26
29.32	05-14-06	ROBERT STRAND	50	YD.	BRST	GINGER PIERSON	05-14-06	36.30
1:05.17	05-22-10	ROBERT STRAND	100	YD.	BRST	DEB WALKER	02-12-12	1:18.83
2:24.68	05-14-06	ROBERT STRAND	200	YD.	BRST	DEB WALKER	03-25-12	2:55.53
24.46	05-22-05	RICHARD ABRAHAMS	50	YD.	FLY	PATRICIA MURPHY	04-29-11	29.82
54.92	05-22-05	RICHARD ABRAHAMS	100	YD.	FLY	CHARLOTTE DAVIS	05-01-11	1:06.86
2:10.06	04-16-11	LAWRENCE DAY	200	YD.	FLY	BARBARA DUNBAR	05-10-09	2:37.22
59.18	04-17-10	GEORGE SCHMIDT	100	YD.	I.M.	CHARLOTTE DAVIS	05-23-10	1:08.64
2:08.77	02-19-12	RICK COLLELA	200	YD.	I.M.	CHARLOTTE DAVIS	05-22-10	2:31.84
4:34.65	02-19-12	RICK COLLELA	400	YD.	I.M.	CHARLOTTE DAVIS	04-29-11	5:20.51
***** M E N ***** 65-69 ***** W O M E N *****								
22.10	05-23-10	RICHARD ABRAHAMS	50	YD.	FREE	CAROLYN BOAK	04-29-11	29.27
49.42	05-22-10	RICHARD ABRAHAMS	100	YD.	FREE	CAROLYN BOAK	04-02-11	1:06.01
1:57.54	05-21-10	RICHARD ABRAHAMS	200	YD.	FREE	CAROLYN BOAK	04-30-11	2:24.31
5:37.64	05-20-07	TOM LANDIS	500	YD.	FREE	ARDETH MUELLER	04-01-07	6:29.22
11:41.40	05-20-07	TOM LANDIS	1000	YD.	FREE	JACKIE MARR	05-10-09	13:25.54
19:16.25	05-20-07	TOM LANDIS	1650	YD.	FREE	JACKIE MARR	04-19-09	22:28.21
27.74	05-23-10	RICHARD ABRAHAMS	50	YD.	BACK	CLARA WALKER	04-05-92	36.03
1:01.04	05-10-09	RICHARD BURNS	100	YD.	BACK	JACKIE MARR	05-10-09	1:17.94
2:18.14	05-10-09	RICHARD BURNS	200	YD.	BACK	SUZANNE DILLS	05-21-10	2:50.17
30.66	05-10-09	PETER ANDERSEN	50	YD.	BRST	JOANN LEILICH	04-25-04	37.74
1:07.63	04-17-11	ROBERT STRAND	100	YD.	BRST	JOANN LEILICH	04-25-04	1:23.95
2:30.17	05-01-11	ROBERT STRAND	200	YD.	BRST	JOANN LEILICH	04-04-04	3:01.50
24.94	05-22-10	RICHARD ABRAHAMS	50	YD.	FLY	ARDETH MUELLER	04-01-07	33.02
56.36	05-21-10	RICHARD ABRAHAMS	100	YD.	FLY	CAROLYN BOAK	05-01-11	1:15.04
2:23.38	02-14-10	ROBERT POILETMAN	200	YD.	FLY	CAROLYN BOAK	04-03-11	3:01.61
1:00.32	05-23-10	RICHARD ABRAHAMS	100	YD.	I.M.	CAROLYN BOAK	04-30-11	1:15.80
2:20.31	05-22-10	RICHARD BURNS	200	YD.	I.M.	CAROLYN BOAK	05-01-11	2:46.27
5:12.42	05-21-10	RICHARD BURNS	400	YD.	I.M.	CAROLYN BOAK	04-29-11	5:49.24
***** M E N ***** 70-74 ***** W O M E N *****								
24.13	05-04-08	JEFF FARRELL	50	YD.	FREE	GAIL ROPER	04-30-00	31.05
56.05	05-04-08	JEFF FARRELL	100	YD.	FREE	GAIL ROPER	04-30-00	1:09.79
2:09.57	05-20-01	GRAHAM JOHNSTON	200	YD.	FREE	GAIL ROPER	04-30-00	2:35.85
5:51.37	05-20-01	GRAHAM JOHNSTON	500	YD.	FREE	LAVELLE STOINOFF	04-25-04	6:46.78
12:19.05	05-20-01	GRAHAM JOHNSTON	1000	YD.	FREE	LAVELLE STOINOFF	04-25-04	13:58.55
20:29.18	05-20-01	GRAHAM JOHNSTON	1650	YD.	FREE	LAVELLE STOINOFF	03-28-04	23:45.69
30.25	04-25-04	YOSHI OYAKAWA	50	YD.	BACK	BETSY JORDAN	05-20-07	36.91
1:06.83	04-25-04	YOSHI OYAKAWA	100	YD.	BACK	BETSY JORDAN	05-20-07	1:22.08
2:28.11	05-18-03	BURWELL JONES	200	YD.	BACK	NANCY BROWN	04-30-06	2:59.07
33.19	04-22-01	JOHN KORTHEUER	50	YD.	BRST	JOANN LEILICH	01-24-09	39.89
1:15.24	04-22-01	JOHN KORTHEUER	100	YD.	BRST	JOANN LEILICH	04-29-11	1:26.77
2:46.46	04-15-11	MIKE FRESHLEY	200	YD.	BRST	JOANN LEILICH	02-01-09	3:07.28
29.17	03-30-08	DAVID COSTILL	50	YD.	FLY	GAIL ROPER	04-30-00	35.06
1:08.12	02-09-08	DAVID COSTILL	100	YD.	FLY	GAIL ROPER	10-02-99	1:27.74
2:44.79	04-17-11	RICHARD KITCHELL	200	YD.	FLY	JUNE KRAUSER	02-16-97	3:16.51
1:06.94	05-04-08	JEFF FARRELL	100	YD.	I.M.	GAIL ROPER	04-30-00	1:21.97
2:29.92	02-23-08	DAVE COSTILL	200	YD.	I.M.	NANCY BROWN	04-30-06	3:07.70
5:34.47	04-27-03	BURWELL JONES	400	YD.	I.M.	NANCY BROWN	04-09-06	6:40.92
***** M E N ***** 75-79 ***** W O M E N *****								
25.58	03-04-12	JEFF FARRELL	50	YD.	FREE	GAIL ROPER	04-03-05	33.87
58.68	05-10-09	DAVID RADCLIFF	100	YD.	FREE	GAIL ROPER	04-24-05	1:16.23
2:08.77	05-10-09	DAVID RADCLIFF	200	YD.	FREE	RONNIE KAMPHAUSEN	03-08-09	2:53.05
6:03.87	05-08-10	DAVID RADCLIFF	500	YD.	FREE	RONNIE KAMPHAUSEN	05-15-09	7:32.58
12:20.59	05-10-09	DAVID RADCLIFF	1000	YD.	FREE	RONNIE KAMPHAUSEN	03-08-09	15:47.72
20:25.49	05-10-09	DAVID RADCLIFF	1650	YD.	FREE	RONNIE KAMPHAUSEN	06-16-09	26:53.24
32.11	04-19-09	YOSHI OYAKAWA	50	YD.	BACK	DORIS STEADMAN	04-30-00	40.25
1:08.55	04-19-09	BURWELL JONES	100	YD.	BACK	NANCY BROWN	04-15-11	1:27.70
2:31.41	04-17-10	BURWELL JONES	200	YD.	BACK	NANCY BROWN	04-15-11	3:15.04
35.64	04-30-06	JOHN KORTHEUER	50	YD.	BRST	SYLVIA EISELE	03-20-05	44.36
1:19.21	03-27-11	DAVID COSTILL	100	YD.	BRST	ANN HIRSCH	03-19-06	1:37.04
2:59.83	04-14-11	DAVID COSTILL	200	YD.	BRST	ANN HIRSCH	02-11-06	3:31.35
30.84	04-15-11	DAVID COSTILL	50	YD.	FLY	GAIL ROPER	04-24-05	39.05
1:12.71	04-16-11	DAVID COSTILL	100	YD.	FLY	GAIL ROPER	04-03-05	1:37.03
3:05.76	03-29-09	BURWELL JONES	200	YD.	FLY	LOIS KIVI NOCHMAN	04-30-00	3:41.89
1:09.69	03-27-11	DAVID COSTILL	100	YD.	I.M.	GAIL ROPER	04-24-05	1:27.31
2:39.07	03-27-11	DAVID COSTILL	200	YD.	I.M.	GAIL ROPER	04-24-05	3:18.40
5:49.90	04-19-09	BURWELL JONES	400	YD.	I.M.	GAIL ROPER	04-10-05	7:03.61
***** M E N ***** 80-84 ***** W O M E N *****								
29.25	04-10-05	FRANK PIEMME	50	YD.	FREE	FLORENCE CARR	03-12-06	36.85
1:09.04	02-12-05	FRANK PIEMME	100	YD.	FREE	MARGERY MEYER	05-18-03	1:24.09
2:33.31	06-28-11	GRAHAM JOHNSTON	200	YD.	FREE	JEAN TROY	02-17-08	3:08.99
7:02.70	06-30-11	GRAHAM JOHNSTON	500	YD.	FREE	JEAN TROY	03-30-08	8:26.37
15:30.69	04-30-00	RAY TAFT	1000	YD.	FREE	JEAN TROY	03-30-08	17:20.18
26:01.94	04-10-05	FRANK PIEMME	1650	YD.	FREE	BETTY LORENZI	04-19-09	28:35.79
37.39	08-14-99	RAY TAFT	50	YD.	BACK	BETTY LORENZI	04-19-09	43.57

# National Records

1:24.23	04-30-00	RAY TAFT	100	YD.	BACK	BETTY LORENZI	04-19-09	1:32.37
3:03.89	04-29-11	BOB MILLER	200	YD.	BACK	BETTY LORENZI	04-19-09	3:26.72
39.38	01-29-12	JOHN KORTHEUER	50	YD.	BRST	ANN HIRSCH	02-12-11	48.29
1:30.70	04-19-09	ROBERT MACDONALD	100	YD.	BRST	ANN HIRSCH	03-12-11	1:46.69
3:19.33	04-19-09	ROBERT MACDONALD	200	YD.	BRST	ANN HIRSCH	02-12-11	3:49.67
35.10	03-06-05	FRANK PIEMME	50	YD.	FLY	LOIS KIVI NOCHMAN	04-15-07	50.10
1:30.06	05-16-99	ANDREW HOLDEN	100	YD.	FLY	LOIS KIVI NOCHMAN	04-22-07	1:54.16
3:25.55	04-23-06	THOMAS MAINE	200	YD.	FLY	LOIS KIVI NOCHMAN	04-24-05	4:05.12
1:22.75	03-06-05	FRANK PIEMME	100	YD.	I.M.	NANETTE BOHL	04-19-09	1:44.34
3:10.28	04-10-05	FRANK PIEMME	200	YD.	I.M.	ANN HIRSCH	02-12-11	3:53.17
6:52.79	04-10-05	FRANK PIEMME	400	YD.	I.M.	JEAN TROY	02-17-08	8:16.02
***** M E N *****		85-89		***** W O M E N *****				
31.92	03-07-10	FRANK PIEMME	50	YD.	FREE	MARGERIE MEYER	04-19-09	42.36
1:10.92	04-18-10	FRANK PIEMME	100	YD.	FREE	MARGERIE MEYER	05-10-09	1:35.48
2:50.54	05-08-10	FRANK PIEMME	200	YD.	FREE	MARGERIE MEYER	05-10-09	3:29.82
7:54.01	05-07-10	FRANK PIEMME	500	YD.	FREE	MARGERIE MEYER	04-13-08	9:14.15
16:28.80	05-07-10	FRANK PIEMME	1000	YD.	FREE	MARGERIE MEYER	05-10-09	19:02.30
27:48.74	03-20-10	FRANK PIEMME	1650	YD.	FREE	MARGERIE MEYER	05-10-09	31:15.55
42.46	03-07-10	FRANK PIEMME	50	YD.	BACK	AILEEN SOULE	05-19-91	49.59
1:36.02	05-08-10	FRANK PIEMME	100	YD.	BACK	AILEEN SOULE	05-19-91	1:55.84
3:36.68	02-02-08	WILLARD LAMB	200	YD.	BACK	MARJORIE SHARPE	02-08-02	4:07.66
42.72	03-07-10	FRANK PIEMME	50	YD.	BRST	JOAN WAYNE	06-30-11	1:01.46
1:34.67	04-18-10	FRANK PIEMME	100	YD.	BRST	JOAN WAYNE	06-28-11	2:12.54
3:46.18	03-20-10	FRANK PIEMME	200	YD.	BRST	JOAN WAYNE	06-29-11	4:40.55
39.89	03-07-10	FRANK PIEMME	50	YD.	FLY	LOIS KIVI NOCHMAN	03-27-10	57.02
1:41.31	04-18-10	FRANK PIEMME	100	YD.	FLY	LOIS KIVI NOCHMAN	01-24-10	2:13.63
3:43.03	01-08-11	THOMAS MAINE	200	YD.	FLY	LOIS KIVI NOCHMAN	03-07-10	4:42.19
1:28.37	03-07-10	FRANK PIEMME	100	YD.	I.M.	MARGERIE MEYER	04-19-09	2:03.29
3:18.10	04-18-10	FRANK PIEMME	200	YD.	I.M.	LOIS KIVI NOCHMAN	03-07-10	4:32.38
7:30.51	02-12-11	THOMAS MAINE	400	YD.	I.M.	LOIS KIVI NOCHMAN	03-27-10	9:39.02
***** M E N *****		90-94		***** W O M E N *****				
35.96	09-21-03	WOODY BOWERSOCK	50	YD.	FREE	AILEEN SOULE	05-12-96	49.68
1:27.26	03-21-04	WOODY BOWERSOCK	100	YD.	FREE	RITA SIMONTON	04-26-09	1:50.37
3:40.64	04-25-04	WOODY BOWERSOCK	200	YD.	FREE	RITA SIMONTON	05-10-09	3:59.22
10:01.23	05-14-06	AUSTIN NEWMAN	500	YD.	FREE	RITA SIMONTON	05-10-09	10:22.61
20:31.68	05-14-06	AUSTIN NEWMAN	1000	YD.	FREE	RITA SIMONTON	04-26-09	21:20.93
33:59.81	05-14-06	AUSTIN NEWMAN	1650	YD.	FREE	RITA SIMONTON	02-22-09	35:22.28
49.65	03-25-07	JOHN MERRILL	50	YD.	BACK	AILEEN SOULE	05-12-96	1:01.93
1:46.67	03-25-07	JOHN MERRILL	100	YD.	BACK	AILEEN SOULE	05-12-96	2:14.66
3:54.03	03-25-07	JOHN MERRILL	200	YD.	BACK	AILEEN SOULE	05-12-96	4:42.55
53.07	04-15-07	RUSS WITTE	50	YD.	BRST	MARIA LENK-ZIGLER	05-22-05	1:17.70
1:58.35	01-30-11	RAYMOND HAKOMAKI	100	YD.	BRST	RITA SIMONTON	04-04-09	3:25.96
4:44.50	07-02-07	RUSS WITTE	200	YD.	BRST	EVA MULLER	03-16-03	7:21.02
50.44	03-21-04	WALTER PFEIFFER	50	YD.	FLY	RITA SIMONTON	04-26-09	1:18.23
2:13.93	03-21-04	WALTER PFEIFFER	100	YD.	FLY	JEWEL COOKE	04-11-99	3:26.50
5:08.18	05-02-04	WALTER PFEIFFER	200	YD.	FLY	JEWEL COOKE	11-08-98	7:12.95
2:05.12	05-02-04	WALTER PFEIFFER	100	YD.	I.M.	RITA SIMONTON	03-29-09	2:37.23
4:39.98	03-21-04	WALTER PFEIFFER	200	YD.	I.M.	RITA SIMONTON	03-29-09	5:40.28
10:10.57	05-02-04	WALTER PFEIFFER	400	YD.	I.M.	JEWEL COOKE	11-07-98	13:06.38
***** M E N *****		95-99		***** W O M E N *****				
51.31	01-10-99	GUS LANGNER	50	YD.	FREE	MARIE KELLEHER	02-15-09	1:26.17
2:04.54	01-10-99	GUS LANGNER	100	YD.	FREE	MARIE KELLEHER	02-10-08	3:02.75
4:35.70	01-10-99	GUS LANGNER	200	YD.	FREE	MARIE KELLEHER	02-10-08	6:12.19
12:17.44	01-10-99	GUS LANGNER	500	YD.	FREE	ANNA BAUSCHER	12-07-97	18:25.13
30:05.25	04-02-00	GUS LANGNER	1000	YD.	FREE			
1:08.20	07-08-89	TOM LANE	50	YD.	BACK	EDITH HENDRY	04-01-07	1:26.19
2:45.86	02-12-12	RUSS WITTE	100	YD.	BACK	EDITH HENDRY	05-28-07	3:09.30
10:05.22	04-17-10	DONALD POPE	200	YD.	BACK	EDITH HENDRY	04-01-07	7:02.33
1:03.32	02-11-12	RUSS WITTE	50	YD.	BRST	MARIE KELLEHER	02-15-09	1:55.41
2:34.82	02-12-12	RUSS WITTE	100	YD.	BRST			
5:49.18	02-12-12	RUSS WITTE	200	YD.	BRST			
			50	YD.	FLY			
			100	YD.	FLY			
			200	YD.	FLY			
			100	YD.	I.M.	MARIE KELLEHER	02-10-08	3:28.34
			200	YD.	I.M.			
			400	YD.	I.M.			
***** M E N *****		100-104		***** W O M E N *****				
1:31.03	06-25-94	TOM LANE	50	YD.	FREE			
3:21.86	06-25-94	TOM LANE	100	YD.	FREE			
6:56.32	06-25-94	TOM LANE	200	YD.	FREE			
			500	YD.	FREE			
			1000	YD.	FREE			
			1650	YD.	FREE			
			50	YD.	BACK			
			100	YD.	BACK			
			200	YD.	BACK			
			50	YD.	BRST			

100 YD. BRST  
 200 YD. BRST  
 50 YD. FLY  
 100 YD. FLY  
 200 YD. FLY  
 100 YD. I.M.  
 200 YD. I.M.  
 400 YD. I.M.

***** RELAY 200 YD. FREE - WOMEN *****			***** RELAY 200 YD. MEDLEY - WOMEN *****		
18	+ SAN DIEGO	05-18-03 1:36.25	18	+ CLEMSON	05-23-10 1:48.84
	K PIPES-NEILSEN	HEATHER DEFELICE		CAITLIN SEED	SARAH CEFALU
	ALEXANDRA FROGLEY	ALISON TERRY		SARAH PORRI	LAUREN SINDALL
25	+ SMU MASTERS	05-03-08 1:35.40	25	+ SMU	05-04-08 1:45.01
	DOMINIQUE DIEZI	LAURA HOLT		L.OBERSTAR-BROWN	KATIE MCCLELLAND
	MICHELLE CHOW	KATIE MCCLELLAND		LAURA HOLT	DOMINIQUE DIEZI
35	+ ROCKY MTN	05-18-03 1:36.90	35	+ COLORADO	05-14-06 1:48.55
	ANNA PETTIS SCOTT	KATHY GARNIER		SHERI HART	S VON DER LIPPE
	S VON DER LIPPE	COLLETTE SAPPEY		ELLEN CAMPBELL	KATHY GARNIER
45	+ COLORADO	04-30-11 1:40.44	45	+ COLORADO	05-01-11 1:52.93
	KATHY GARNIER	COLLETTE SAPPEY		COLLETTE SAPPEY	KIM CROUCH
	ANNA SCOTT-KUBE	S.VON DER LIPPE		S.VON DER LIPPE	ANNA SCOTT-KUBE
55	+ GOLD	04-09-11 1:53.58	55	+ GOLD	02-26-11 2:08.83
	PEGGY MCDONNELL	BARBARA PROTZMAN		MAUREEN HUGHES	PEGGY MCDONNELL
	DANIELLE OGIER	PAT SARGEANT		BARBARA PROTZMAN	PAT SARGEANT
65	+ VIRGINIA	05-22-10 2:17.20	65	+ VIRGINIA	04-24-05 2:35.40
	BETSY DURRANT	IDA HLAVACEK		LAVERNE ADAMS	JOANN LEILICH
	BETH SCHREINER	BARBARA ZAREMSKI		LUCILLE GRIFFIN	JOHNNIE DETRICK
75	+ FACT	03-29-09 2:58.48	75	+ FACT	03-29-09 3:15.12
	BETTY LORENZI	NANCY DURSTEIN		BETTY LORENZI	SYLVIA EISELE
	JOAN CAMPBELL	MARY TUSA		NANCY DURSTEIN	MARY TUSA
85	+		85	+	
95	+		95	+	

***** RELAY 400 YD. FREE - WOMEN *****			***** RELAY 400 YD. MEDLEY - WOMEN *****		
18	+ RED TIDE NYC	03-29-09 3:38.39	18	+ TERRAPIN	04-04-04 4:03.73
	KAITLIN MOUGHTY	TAI SHPAIZER		JENNIFER TEERLINK	JILLIAN MARTIN
	SUSAN WAGER	KRISTIN GARY		KELLY BOWMAN	MEREDITH STAKEM
25	+ WALNUT CREEK	04-14-91 3:37.75	25	+ SMU MASTERS	03-30-08 4:02.73
	CAREN LEWIS	PAULA ROEMER		L OBERSTAR-BROWN	KATIE MCCLELLAND
	WENDY INGRAHM	SARA SHAND		LAURA HOLT	MICHELLE CHOW
35	+ TEAM ILL MSTRS	04-15-07 3:41.37	35	+ SAN DIEGO	04-27-03 4:07.99
	K PIPES-NEILSEN	JENNIFER RIDGE		K PIPES-NEILSEN	CAROLINE KRATTLI
	NADINE DAY	SOLVEIG SULLIVAN		JANET COOVER	BETH KNIGHT
45	+ NEM	04-07-02 3:55.16	45	+ OREGON	04-11-10 4:12.53
	JOEL FELDMANN	JENNIFER LUKER		VALERIE JENKINS	COLETTE CRABBE
	GAYLE WETTACH	JACKI HIRSTY		ARLENE DELMAGE	K ANDRUS-HUGHES
55	+ GOLD	04-10-11 4:15.58	55	+ GOLD	04-09-11 4:43.19
	PAT SARGEANT	BARBARA PROTZMAN		MAUREEN HUGHES	PEGGY MCDONNELL
	DANIELLE OGIER	PEGGY MCDONNELL		PAT SARGEANT	DANIELLE OGIER
65	+ VIRGINIA	04-13-08 5:19.35	65	+ VIRGINIA	04-24-05 5:54.65
	BARBARA ZAREMSKI	BETSY DURRANT		LAVERNE ADAMS	JOANN LEILICH
	JOHNNIE DETRICK	BETH SCHREINER		LUCILLE GRIFFIN	JOHNNIE DETRICK
75	+ WALNUT CREEK	04-19-09 6:45.43	75	+ WALNUT CREEK	02-22-98 8:44.42
	ANN HIRSCH	JEAN DUNCAN		PAT PREVETZ	SALLY JOY
	DONNA MONROE	JOAN ALEXANDER		JEAN DURSTON	MARY JANE REEVES
85	+		85	+	
95	+		95	+	

***** RELAY 800 YD. FREE - WOMEN *****			*****		
18	+ RED TIDE NYC	03-29-09 7:55.34	55	+ GOLD	02-25-11 9:27.53
	KAITLIN MOUGHTY	SARA UPTON		PAT SARGEANT	PEGGY MCDONNELL
	JANE KELSEY	KRISTIN GARY		BARBARA PROTZMAN	DANIELLE OGIER
25	+ WALNUT CREEK	04-14-96 7:59.38	65	+ VIRGINIA	04-13-08 12:03.97
	PENNY LEACH	WENDY INGRAHAM		BETSY DURRANT	IDA HLAVACEK
	MICHELLE GHIGGERI	SARA SHAND		BARBARA ZAREMSKI	BETH SCHREINER
35	+ SAN DIEGO	04-27-03 8:00.23	75	+ WALNUT CREEK	04-13-08 15:39.43
	BETH KNIGHT	K PIPES-NEILSEN		BARBARA OWENS	BETTY MCMILLAN
	JANET COOVER	CAROLINE KRATTLI		JEAN DUNCAN	ANN HIRSCH
45	+ WALNUT CREEK	04-13-08 8:39.13	85	+	
	MARGEE CURRAN	LAURIE VIDAL			

# National Records

95	LYNN SULLIVAN	CHARLENE O'BRIEN					
	+						
***** RELAY 200 YD. FREE - M E N ***** RELAY 200 YD. MEDLEY - M E N *****							
18	+ NORTH CAROLINA	05-22-10	1:18.32	18	+ GEORGIA	05-23-10	1:30.47
	NICHOLAS BRUNELLI	CULLEN JONES			NOAH COPELAND	SEAN JOYCE	
	NELSON WESTBY	JOE SKUBA			PETER VERHOEF	PAUL BUREN	
25	+ CLEMSON AQUATIC	05-22-10	1:21.82	25	+ CLEMSON	05-23-10	1:31.43
	LANCE ASTI	BRETT MACLENNAN			JOEL JOHNSON	BRETT MAC LENNAN	
	BRYCE HERRINGTON	ANDREW SCHEERHORN			LANCE ASTI	ANDREW SCHEERHORN	
35	+ LONGHORN	05-29-10	1:23.32	35	+ LONGHORN	05-10-09	1:34.16
	TYLER BLESSING	MIKE VAROZZA			TYLER BLESSING	TODD BARTEE	
	BRADLEY BAILEY	CHRIS ECKERMAN			BRADLEY BAILEY	MIKE VAROZZA	
45	+ ARIZONA	05-04-08	1:27.70	45	+ GEORGIA	05-23-10	1:36.56
	JOHN SMITH	AL JAEGER			ERIC ERICSON	CHRIS WEISSMAN	
	PAUL HAFNER	PAUL SMITH			BOB BUGG	MICHAEL ELLISON	
55	+ OREGON	04-11-09	1:32.18	55	+ OREGON	04-11-09	1:45.32
	MIKE TENNANT	DOUG BROCKBANK			WES EDWARDS	ALLEN STARK	
	WES EDWARDS	LARRY PHILBRICK			LARRY PHILBRICK	MIKE TENNANT	
65	+ SAN DIEGO	05-10-09	1:40.07	65	+ SAN DIEGO	05-10-09	1:51.58
	MIKE FRESHLEY	PETER ANDERSEN			VINUS VAN BAALEN	PETER ANDERSEN	
	VINUS VAN BAALEN	KEEFE LODWIG			KEEFE LODWIG	MIKE FRESHLEY	
75	+ SAN DIEGO	04-26-09	2:05.89	75	+ SAN DIEGO	05-10-09	2:31.71
	FRANK TANNER	TOM MITCHELL			DALE WEBSTER	BOB BEST	
	KEN KIMBALL	BOB BEST			TOM MITCHELL	DONALD BAKER	
85	+ TEAM TEXAS	11-21-99	3:38.91	85	+ TEAM TEXAS	11-21-99	3:46.43
	ROY BODINE	BENNETT ALLEN			ROY BODINE	BENNETT ALLEN	
	JESSE COON	TEX ROBERTSON			JESSE COON	TEX ROBERTSON	
95	+			95	+		
***** RELAY 400 YD. FREE - M E N ***** RELAY 400 YD. MEDLEY - M E N *****							
18	+ WMAC	04-16-10	3:05.05	18	+ MICHIGAN	04-18-10	3:29.49
	ANDREW BELTON	CHASE GRAVENGOOD			KEVIN DOAK	PATRICK SAUCEDO	
	DOUG DICKINSON	ADAM MANIA			ALEC MULL	ADAM SCHMITT	
25	+ ILLINOIS	04-10-11	3:06.20	25	+ ANCM	03-12-00	3:27.13
	DAVID KINSELLA	TIMOTHY CARLSON			J CLAY BRITT	WALLY DICKS	
	VINCENT ALLEGRA	DAVIS SIMS			JEFFREY RODDIN	MICHAEL FELL	
35	+ LONGHORN	05-29-10	3:06.12	35	+ LONGHORN AQU.	03-05-09	3:28.46
	TYLER BLESSING	MIKE VAROZZA			ANDERS RASMUSSEN	TODD BARTEE	
	BRADLEY BAILEY	CHRIS ECKERMAN			TYLER BLESSING	MIKE VAROZZA	
45	+ WILDCAT ALUM	05-07-10	3:18.25	45	+ TXLA	04-10-10	3:38.41
	AL JAEGER	TOM HARVILL			NATHAN BREAZEALE	DAVID GUTHRIE	
	MACE VOLZING	DAVID CUNNIFF			ANDERS RASMUSSEN	M STINCHCOMBE	
55	+ SYSM	05-15-11	3:32.08	55	+ VENTURA	04-22-07	4:05.90
	JACK GROSELLE	KEVIN MCCORMACK			JAMES MCCONICA	HUBIE KERNS	
	CASEY CLAFLIN	DAVID HEFNER			JOHN DERR	GLENN GRUBER	
65	+ GOLD COAST	04-16-10	4:03.39	65	+ MICHIGAN	01-15-12	5:01.20
	DAVID QUIGGIN	CAV CAVANAUGH			ERIK LOKENSGARD	KURT OLZMANN	
	DOUG BROWN	JOSE FERRAZ			FRANK CODY	RAYMOND MARTIN	
75	+ ILLINOIS	05-03-08	4:57.61	75	+ WALNUT CREEK	04-18-10	5:49.57
	WAYNE LEENGRAN	FRED LEHMAN			DONALD BROWN	NORMAN STUFFEL	
	STEVE MULLINS	TOM BANFIELD			STAN MORNER	ROBERT MAYO	
85	+			85	+		
95	+			95	+		
***** RELAY 800 YD. FREE - M E N *****							
18	+ DAM	04-04-04	7:05.96	55	+ VENTURA	04-17-11	8:08.33
	MARK CALLAGHAN	ZEBRON LEMKE			GLENN GRUBER	HUBIE KERNS	
	MATTHEW ROPER	ANDY NONAKA			JIM MCCONICA	MICHAEL BLATT	
25	+ ILLINOIS	04-10-11	6:59.13	65	+ OREGON	05-02-04	9:45.84
	DAVID KINSELLA	TIMOTHY CARLSON			DAVID RADCLIFF	GEORGE THAYER	
	VINCENT ALLEGRA	DAVID SIMS			BRENT LAKE	DICK WEICK	
35	+ TEAM TYR	05-04-07	6:56.69	75	+ ILLINOIS	05-03-08	11:03.44
	DAN WAGNER	SCOTT HUBBARD			WAYNE LEENGRAN	FRED LEHMAN	
	CHRIS BEACH	ERIK HOCHSTEIN			STEPHEN MULLINS	TOM BANFIELD	
45	+ WILDCAT ALUM	05-08-10	7:22.85	85	+		
	AL JAEGER	SANDY TRIMBLE					
	MACE VOLZING	DAVID CUNNIFF					
95	+						

***** RELAY 200 YD. FREE - MIXED *****				***** RELAY 200 YD. MEDLEY - MIXED *****			
18	+ AUBURN	05-21-10	1:29.18	18	+ OLYMPIC CLUB	04-30-11	1:39.06
	RICHARD HUGHEY	COREY HUGHEY			F.O'DONNELL-MCCA	GARY MARSHALL	
	AUSTIN HUGHEY	EMILE EWING			BROOKE BISHOP	SCOTT GREENWOOD	
25	+ S. CAL AQUATIC	05-21-90	1:29.40	25	+ PHOENIX SWIM	04-30-11	1:37.19
	CHUCK PONTHER	DIANE GRANER			NORIKO INADA	JEFF COMMINGS	
	KRISTINE BUSH	PETER MCCLAFFERTY			KYLE SHORES	MARIKA MCCUE	
35	+ ROCKY MTN	04-25-04	1:30.17	35	+ COLORADO	05-22-10	1:39.85
	KATHY GARNIER	S VON DER LIPPE			SHERI HART	MATTHEW EISENHUTH	
	JOHN SMITH	PAUL SMITH			CHRIS O'SULLIVAN	COLLETTE SAPPEY	
45	+ ARIZONA	05-04-08	1:34.48	45	+ ARIZONA	05-04-08	1:44.02
	JOHN SMITH	MONICA BAILEY			JOHN SMITH	GLENN MILLS	
	STEPHANIE ROLLINS	PAUL SMITH			STEPHANIE ROLLINS	MONICA BAILEY	
55	+ PLANO	04-29-11	1:41.82	55	+ PNA	04-30-11	1:53.26
	JACK GOODING	LYNN MORRISON			DONALD GRAHAM	RICK COLELLA	
	KRISSY MACCURDY	TOM BARTON			CHARLOTTE DAVIS	MARY LIPPOLD	
65	+ OREGON	05-10-09	1:53.76	65	+ SAN DIEGO	05-10-09	2:06.22
	JOY WARD	ROBERT SMITH			BETSY JORDAN	PETER ANDERSEN	
	BARBARA FRID	TOM LANDIS			KEEFE LODWIG	JACKIE MARR	
75	+ FMM	04-29-01	2:35.78	75	+ WALNUT CREEK	05-10-09	2:46.58
	FLORENCE CARR	BRUD CLEAVELAND			DONALD BROWN	NORMAN STUFFEL	
	REGAN KENNER	PAUL HUTINGER			JOAN ALEXANDER	DONNA MONROE	
85	+ MARYLAND	04-17-11	4:04.35	85	+ MARYLAND	04-15-11	4:39.13
	DORIS RUSSELL	SARAH ALLNUTT			SARAH ALLNUTT	A. EREMCHUK	
	GEOFFREY REVETT	A. EREMCHUK			DORIS RUSSELL	GEOFFREY REVETT	
95	+			95	+		

***** RELAY 400 YD. FREE - MIXED *****				***** RELAY 400 YD. MEDLEY - MIXED *****			
18	+ NEM	04-07-02	3:25.12	18	+ RED TIDE NYC	03-29-09	3:41.71
	PETE CADWELL	JESSICA STOKES			KRISTIN GARY	SCOTT WERNER	
	EMILY WANG	JASON EADDY			KAITLIN MOUGHTY	JEREMY FAIN	
25	+ OLYMPIC CLUB	04-17-10	3:23.92	25	+ RED TIDE	04-25-10	3:45.13
	GARY MARSHALL	MCCALL DORR			KRISTIN GARY	NICHOLAS WERNER	
	MEG GILL	JOHN DORR			TAL SHPAIZER	DAVID LIPPIN	
35	+ VIRGINIA	03-15-08	3:28.42	35	+ WALNUT CREEK	04-19-09	3:48.70
	SHANNON SUMMERLIN	JEN JOHN			DEBBIE SANTOS	ROQUE SANTOS	
	CHRIS JOHN	DAN SUMMERLIN			ALISON ZAMANIAN	DAVID BOATWRIGHT	
45	+ WALNUT CREEK	04-13-08	3:34.92	45	+ OREGON	05-02-04	4:00.80
	GREG REMMERT	LAURIE VIDAL			K.ANDRUS-HUGHES	PAT ALLENDER	
	CAREN MCNAMARA	DAVID BOATWRIGHT			COLETTE CRABBE	MIKE TENNANT	
55	+ GOLD COAST	05-29-10	3:53.08	55	+ TAM	04-19-09	4:22.67
	CRAIG BURNS	BARBARA PROTZMAN			RICHARD BURNS	KENNETH FROST	
	PAT SARGENT	DAVID QUIGGIN			LAURA VAL	JUDY EISENMAN	
65	+ VIRGINIA	04-13-08	4:36.77	65	+ SAN DIEGO	04-01-07	5:20.49
	HARRY SOBER	JOHNNIE DETRICK			BETSY JORDAN	BOB BEST	
	ART WOLFE	BETH SCHREINER			MIKE FRESHLEY	GYNT CLIFFORD	
75	+ WALNUT CREEK	04-17-10	5:55.27	75	+ WALNUT CREEK	04-19-09	7:11.26
	DONALD BROWN	NORMAN STUFFEL			ROBERT MAYO	FRANK NIEMAN	
	JOAN ALEXANDER	DONNA MONROE			ANN HIRSCH	JEAN DUNCAN	
85	+			85	+		
95	+			95	+		

***** RELAY 800 YD. FREE - MIXED *****				***** RELAY 800 YD. MEDLEY - MIXED *****			
18	+ NEM	03-30-03	7:32.95	55	+ TAM	04-19-09	8:54.85
	REBEKAH LORENZ	PETER WORLAND			RICHARD BURNS	KENNETH FROST	
	JASON EADDY	JESSICA STOKES			LAURA VAL	LINDA SHOENBERGER	
25	+ ILLINOIS MSTR	04-04-04	7:25.46	65	+ SAN DIEGO	04-01-07	10:36.77
	JENNIFER RIDGE	NADINE DAY			BETSY JORDAN	MIKE FRESHLEY	
	PATRICK ELDER	MATT KELLER			GYNT CLIFFORD	BOB BEST	
35	+ ILLINOIS	04-17-05	7:24.36	75	+ WALNUT CREEK	04-19-09	12:18.74
	LIZ DILLMANN	JENNIFER RIDGE			ROBERT MAYO	ANN HIRSCH	
	RON KURZA	MATT KELLER			NORMAN STUFFEL	DONNA MONROE	
45	+ WALNUT CREEK	04-17-09	7:51.33	85	+		
	DAVID BOATWRIGHT	CHARLENE O'BRIEN					
	MARGEE CURRAN	BRAD GOTHBERG					
95	+						



# We Salute all the 2012 USMS Swimmers

## What do all these swimmers have in common?

Tyler Clary • Tyler McGill • Ricky Berens • Brendan Hansen • Nick Thoman • Davis Tarwater

## Not sure?

*How about if we add these renowned coaches?*

David Marsh • Sergio Lopez Miro • Tony Batis • Jay Fitzgerald

## Need another clue?

*What if we added top US Clubs?*

SwimMAC • Bolles • Palo Alto Stanford • Pine Crest

## Got the answer yet?


Famed US Coach Sergio Lopez Miro does.

So does 35 time Masters World Record Holder, Tim Shead.



*"In P2Life, I have found products I truly believe have improved the performance of my swimmers."*

– Sergio Lopez Miro  
Head Coach Bolles School  
1988 Olympic Medalist



*"Feed your body the nutrients it needs and you will be amazed at how good you feel and how well you perform."*

– Tim Shead  
Founder of P2Life  
35 Time Masters World Record Holder, including 3 already in 2012

## The P2Life Difference

Even if you haven't heard of **P2Life**, you have certainly heard of the accomplishments of the swimmers, coaches and clubs mentioned here. Their recent record of exceptional performance speaks for itself!

We are proud to salute that success and to announce that they are all loyal **P2Life** Performance Product users.

## For Swimmers, By Swimmers

The **P2Life** Performance Nutrition product line was developed for swimmers by a life-long competitive swimmer. For over 30 years, **P2Life** Founder and product innovator Tim Shead, has actively promoted the vital role that proper nutrition plays in achieving athletic excellence.

Ricky Berens is one good example.



# Swimmers Competing in Greensboro!



**"I am swimming faster, training harder, and have more confidence than ever before. Thanks, P2Life."**

– Ricky Berens  
2008 Olympic Gold Medalist and World Record Holder



**"I have seen the unbelievable improvement in the performances of all our swimmers. And our club is already seeing the financial benefits of implementing the P2Life fundraising program."**

***I couldn't be happier."***

– David Marsh  
Head Coach SwimMAC Carolina  
US Swimming #1 ranked Club.

## The Benefits of P2Life and You: WIN-WIN-WIN

Simply stated, the P2Life Performance Product line was formulated to optimize overall health, power to weight ratio, speed of recovery and performance.

## Tested and Certified as Free of Banned Substances

All of our performance products undergo rigorous testing from renowned laboratory, Banned Substances Control Group (BSCG). For more information, please visit

[www.bscg.org](http://www.bscg.org) or view our batch tested certification in the product section of our web site [www.P2Life.com](http://www.P2Life.com).

We've made it our goal to create a Win-Win-Win for all our swimmers, coaches and clubs.

**– For Swimmers - Go faster. Achieve more. Recover quicker.**

**– For Coaches - Stronger swimmers. Enhanced income.**

**– For Masters Teams and other Clubs - Lucrative fundraising program.**

To learn more about our products and programs, please visit [www.P2Life.com](http://www.P2Life.com) or call us at (855) 572-5433 or (855) 5P2Life.

# P2LIFE

PERFORMANCE NUTRITION



**THESE PRODUCTS ARE BSCG CERTIFIED**



# U.S. MASTERS SWIMMING 2012 SPRING NATIONALS SITE LAYOUT

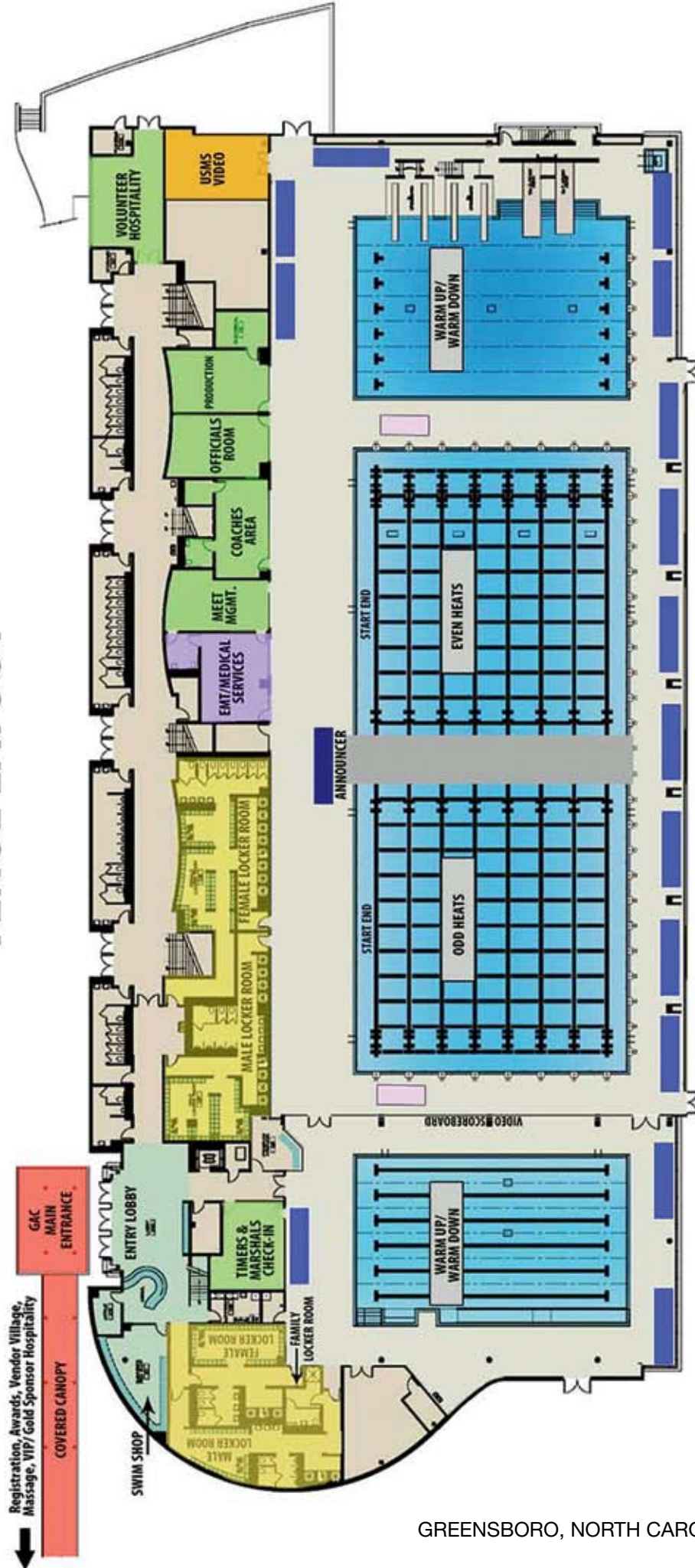


SITE PLAN  
SCALE: 1" = 200'





# U.S. MASTERS SWIMMING 2012 SPRING NATIONALS VENUE LAYOUT



- BLEACHER SEATING FOR ATHLETES
- STARTER AND TIMER
- SWIMMER LOCKERS/  
BATHROOM

**POOL DECK LEVEL**  
SCALE: 3/32" = 1'-0"



Registration, Awards, Vendor Village,  
Massage, VIP/ Gold Sponsor Hospitality  
COVERED CANOPY  
GAC MAIN ENTRANCE



**U.S. MASTERS  
SWIMMING**

See you at the Marriott USMS 2012 Summer Nationals in Omaha.

