



INDIANAPOLIS

MAY 2013 9-12

**SPRING  
NATIONALS**



| <b>Men's Start Times</b>      | <b>Event</b>                             | <b>Women's Start Times</b> |
|-------------------------------|--|----------------------------|
| <b>Thursday, May 9, 2013</b>  |  |                            |
| 8:00 a.m.                     | Mixed 1000 freestyle (deck seeded)       | 8:00 a.m.                  |
| 10:50 a.m.                    | Mixed 1650 freestyle (deck seeded)       | 10:50 a.m.                 |
|                               | <i>Approximate finish time 3:20 p.m.</i> |                            |
| <b>Friday, May 10, 2013</b>   |  |                            |
| 8:00 a.m.                     | 400 IM (deck seeded)                     | 8:55 a.m.                  |
| 9:40 a.m.                     | 30 minute warm-up in competition pool    | 9:40 a.m.                  |
| 10:10 a.m.                    | Ransom Arthur Award presentation         | 10:10 a.m.                 |
| 10:20 a.m.                    | 50 backstroke                            | 10:45 a.m.                 |
| 11:05 a.m.                    | 200 freestyle                            | 12:15 p.m.                 |
| 1:10 p.m.                     | 50 breaststroke                          | 1:30 p.m.                  |
| 2:00 p.m.                     | 200 butterfly                            | 2:25 p.m.                  |
| 3:50 p.m.                     | Mixed 200 freestyle relay                | 3:50 p.m.                  |
|                               | <i>Approximate finish time 4:25 p.m.</i> |                            |
| <b>Saturday, May 11, 2013</b> |  |                            |
| 8:00 a.m.                     | Men's 500 freestyle (deck seeded)        |                            |
| 9:35 a.m.                     | 30 minute warm-up in competition pool    | 9:35 a.m.                  |
| 10:05 a.m.                    | 100 freestyle                            | 10:50 a.m.                 |
| 11:25 a.m.                    | 50 butterfly                             | 11:50 a.m.                 |
| 12:10 p.m.                    | 100 breaststroke                         | 12:50 p.m.                 |
| 1:20 p.m.                     | 200 backstroke                           | 2:00 p.m.                  |
| 2:50 p.m.                     | 100 IM                                   | 3:35 p.m.                  |
| 4:10 p.m.                     | 200 freestyle relay                      | 4:40 p.m.                  |
| 5:05 p.m.                     | Mixed 200 medley relay                   | 5:05 p.m.                  |
|                               | <i>Approximate finish time 5:45 p.m.</i> |                            |
| <b>Sunday, May 12, 2013</b>   |  |                            |
|                               | Women's 500 freestyle (deck seeded)      | 8:00 a.m.                  |
| 9:25 a.m.                     | 30 minute warm-up in competition pool    | 9:25 a.m.                  |
| 9:55 a.m.                     | 200 medley relay                         | 10:30 a.m.                 |
| 10:55 a.m.                    | 100 backstroke                           | 11:25 a.m.                 |
| 12:15 p.m.                    | 200 breaststroke                         | 12:55 p.m.                 |
| 1:30 p.m.                     | 50 freestyle                             | 2:10 p.m.                  |
| 2:30 p.m.                     | 200 IM                                   | 3:15 p.m.                  |
| 3:55 p.m.                     | 100 butterfly                            | 4:30 p.m.                  |
|                               | <i>Approximate finish time 5:00 p.m.</i> |                            |

This timeline is only a guide for swimmers in determining the approximate start of all events. We may run ahead of or behind the estimate. It is the responsibility of all swimmers to get to the pool well before their events and be behind the blocks before their events start.

# Welcome to

Indianapolis, Indiana  
and the

# 2013

# U.S. Masters Swimming

## Spring National Championship





*agonswim.com*

AGONS  
SWIM

info@agonswim.com www.agonswim.com 1.877.718.9403



May 9-12, 2013

**Welcome!**

On behalf of the City of Indianapolis, it is my pleasure to welcome you to the *2013 United States Masters Swimming Spring Short Course National Championship*. The U.S. Swimming Masters organization provides adults of varying swimming capabilities the opportunity to receive coaching and share their love of the sport with others. The Indy Aquatics Masters are pleased to host this event at the IU Natatorium, a world class swimming and diving venue.

With more than \$3 billion recently invested in an expanded Indiana Convention Center and hospitality improvements, Indianapolis is truly a city on the move. I am confident these new offerings, combined with our extensive cultural amenities, will ensure that you have a wonderful experience.

You will find a city full of first-rate attractions, performing arts, professional and elite amateur sports, and eclectic cultural districts, all wrapped in a package of unmatched connectivity and compactness. I hope you have time to enjoy some of the many top attractions Indianapolis has to offer. Places of interest include: the Indianapolis Zoo and White River Gardens, Eiteljorg Museum of American Indians and Western Art, the Cultural Trail, Children's Museum of Indianapolis, Circle Centre Mall, and the Indianapolis Museum of Art.

Best wishes for a successful competition.

Best regards,

A handwritten signature in black ink, appearing to read "Gregory A. Ballard".

Gregory A. Ballard  
Mayor  
City of Indianapolis

**Office of the Mayor**  
2501 City-County Building  
200 East Washington Street  
Indianapolis, Indiana 46204  
317.327.3601 (O)  
317.327.3980 (F)  
<http://www.indy.gov>

# Thank You to our Sponsors



Indiana University Health



*picureans*



*Mr. Anonymous*



**Composites  
International**  
THERMOSET MOLDING COMPOUNDS

# Contents

---

|                                     |                           |
|-------------------------------------|---------------------------|
| <b>Time Line</b>                    | <i>Inside Front Cover</i> |
| <b>Meet Information</b>             | 5                         |
| <b>Club Roster — Local Clubs</b>    | 11                        |
| <b>Club Roster — Regional Clubs</b> | 17                        |
| <b>Athlete Roster (by Club)</b>     | 18                        |
| <b>Day 1 — Thursday, May 9</b>      | 30                        |
| <b>Day 2 — Friday, May 10</b>       | 34                        |
| <b>Day 3 — Saturday, May 11</b>     | 50                        |
| <b>Day 4 — Sunday, May 12</b>       | 72                        |
| <b>National Records</b>             | 89                        |
| <b>Facility Map</b>                 | 102                       |

# Special **thank you** to our **champion volunteers**

---

*Those who can, do.  
Those who can do more, volunteer.*

**Meet Directors** – Mel Goldstein, Ben Christoffel

**Officials** – Lucy Duncan, Herb Schwab

**Head Timer** – George Quigley

**Facilities** – Dave Thibodeau, Ed Merklng

**Registration** – Glenna Nall, Jill Intersoldt, Jim Peck

**Awards** – Whitney Burdzilauskas, Jen Dadlow

**Meet Manager** – Tom Taylor, Active.com

**Meet Program** – Kris Bowen, Rick Seaver

**Medical / EMT** – Joann Brooks

**Deck Marshals** – Terese McAninch

**Hospitality** – Gretchen Dickson, Pat Schenkel, Joan Diercks

**Records / Top 10** – Walt Reid, Cheryl Gettelfinger

**Publicity / Newsletter** – Karen Gernert

**Volunteers** – Brian Cummings

**Signage** – Tom Merrell

**Timers** – Indy Aquatic Masters

**Financial** – Michelle Harter

**Online Registration / Meet Program** – USMS National Office

**Meet Liaisons** – Deb Cavanaugh, Kim Crouch

**Meet Support** – USMS Championship Committee

# Thank you



# Thank you to all our **Gold Medal Sponsors**

---

Tiffany Tegeler  
H. William Burgess  
Chris O'Sullivan  
Ann Emmrich  
Carrie Haberstich  
Marty Moran  
John Whitley  
Richard Abrahams  
James Adams  
Mitzi Amelon  
Morten Andersen  
Tita Arnold  
Joe Aumiller  
John Bauman  
John Beattie  
Richard Bell  
Adam Berko  
Karen Bierwert  
William Blake  
Sherri Bogue  
Michael Boyle  
Richard Burns  
Linda Callaway  
Chris Campbell  
Michael Carter  
Kathrine Casey  
Christine Chesson  
David Clark  
Oliver Cleaver  
Detra Clevon  
Jim Conkey  
Nancy Conkey  
David Costill  
Bob Couch  
Chris Courtney  
William Davis  
Nadine Day  
Timothy Delavan  
Glenn Dixon  
Betsy Durrant  
Andrew Ellis  
Richard Ellis  
Beth Estel  
Alice Fasbender  
Barry Fasbender  
Shawn Feather  
Anne Fisher Campbell  
Barbara Frid  
Kathy Garnier  
Melissa Gass

Cheryl Gettelfinger  
Gail Gladwell  
Larry Good  
Michael Goodison  
Dana Greene  
Ellen Gregory  
Tracy Grilli  
Michael Groaning  
Jack Groselle  
Laura Groselle  
Ann Guins  
F H Ted Haartz  
Franklin Halley  
Christine Hashimoto  
William Heinemann  
Marcia Hill  
Kevin Hoffman  
Ann Hunt  
Linda Irish Bostic  
Sue Jensen  
Burwell Jones  
Eney Jones  
Betsy Jordan  
Paul Karas  
Debbie Katzman  
Suzanne Kavanagh  
James Kennedy  
Karen Kimple  
Laura Koch Davis  
Catherine Kohn  
Nancy Kranpitz  
Mark Larkin  
Linda Larson  
Lawrence Lee  
Sid Leech  
Kelly Legaspi  
Steve Lintz  
Leslie Livingston  
Jim LoCascio  
Michael Mappes  
B J Marshall  
Judy Martin  
George May  
Matthew Mc Kay  
Francis McAree  
Marty Mennen  
Rick Meyerhoff  
Susan Meyers  
Celeste Miller  
Jim Miller

Patricia Miller  
Richard Monahan  
Mike Murray  
Geoff Mykleby  
Niclas Ohman  
Ann Louise Onton  
Roger Parsons  
Devon Pawloski  
Mike Peyton  
John Pohlmann  
Mary Pohlmann  
Terri Postma  
William Powell  
Bruce Procton  
LeeAnne Quattropani  
Phyllis Quinn  
Peter Riddle  
Brad Rietema  
Steve Ripic  
Sheryl Scott  
Kelly Seavall  
Jeanne Seidler  
Mindy Seidler  
David Severance  
Scott Shake  
James Shaw  
Bill Sherman  
Ellen Shockro  
Isaac Silver  
Jody Smith  
Allen Stark  
Carol Stark  
Karin Stokes  
Todd Stultz  
Amy Thompson  
Jim Thompson  
Ed Tsuzuki  
Sarah Tyler  
Laura Val  
Julie Van Cleave  
Nicole Vanderpoel  
Rosa Ventura  
Kristin Volz  
Gerard Von Hoffmann  
Sue Watts  
Linda Webb  
Susan Wetstone  
Ellen Wilson  
Craig Wood

# Thank you

# IT'S TIME FOR OUR HARD WORK TO PAY OFF

we've followed the black line through winter's cold  
and tapered our bodies in the warmth of spring  
we are race ready and know you are too



blueseventy®



blueseventy is exclusively focused on making the best fitting and fastest swimsuits in the world. To learn more about our products visit [blueseventy.com](http://blueseventy.com)

# Meet Information

## Seeding

The 1000 and 1650 freestyle events will be seeded slowest to fastest by entry time, regardless of age and gender. The 400 IM and 500 freestyle events will be seeded slowest to fastest by entry time, regardless of age, men and women separate. All other events will be seeded by age group, with the oldest age groups first, slowest to fastest within each age group and men and women separate. Men's heats will precede women's heats for all but the 500, 1000 and 1650 freestyle events. All events will be swum in two 8-lane courses (the length of the 50M pool separated by bulkheads).

## Check-In for Distance Events

Positive check-in is required for the 500 freestyle, 1000 freestyle, 1650 freestyle and 400 IM. Check-in can be done in person at the pool or online. Coaches or teammates may check in for those swimmers whose travel plans do not permit check-in by the deadlines. Check-in online at [www.usms.org/comp/scnats13/heats/checkin.php](http://www.usms.org/comp/scnats13/heats/checkin.php). Failure to check in will result in the swimmer being scratched from the event and the swimmer shall not be permitted to swim that event at another time.

## Warm-up Times

The competition pool will be open for warm-up on Wednesday, May 8, from 3:00 p.m. to 8:00 p.m. On competition days, the competition pool will be open from 6:30 a.m. until 7:50 a.m. and the warm-up pools will be available from 7:50 a.m. until the conclusion of the final event. The competition pool will also be open for warm-up for 30 minutes following the last heat of the 400 IM and 500 freestyle events on Friday, Saturday, and Sunday, respectively. The competition pool will be open for at least 30 minutes following the last event each day and until at least 7:00 p.m. on Thursday, May 9.

## Warm-up Procedures

Swimmers must enter the pool feet first in a cautious and controlled manner. No diving or backstroke starts will be allowed except in designated sprint lanes. No diving or backstroke starts will be allowed in the warm-up pool. One or two lanes will be designated as one-way sprint lanes during the pre-meet warm-up session in the competition pool only. No sprint lanes will be designated in the warm-up pool. Any swimmer who acts in an unsportsmanlike or unsafe manner within the swimming venue, may be considered for appropriate action or penalty by the referee (rule 102.13.3). Pull-buoys, kick boards, fins and hand paddles are not allowed in the competition pool or the warm-up pool.

## Check-in Times

Positive check-in is required for the 1000, 1650, 500 freestyles and the 400 IM. Check-in may be done in person at the registration area or at [usms.org](http://usms.org) according to the following schedule:

| Date                 | Event                            | In-Person Check-in*  | Online Check-in*   |
|----------------------|----------------------------------|--|--|
| <b>Thurs., May 9</b> | 1000 freestyle<br>1650 freestyle | Weds. 3–8 p.m.; Thurs. by 7 a.m.<br>Weds. 3–8 p.m.; Thurs. by 9 a.m. | Tues. 7 a.m.–Thurs. by 7 a.m.<br>Tues. 7 a.m.–Thurs. by 9 a.m. |
| <b>Fri., May 10</b>  | 400 IM                           | Weds. 3–8 p.m.; Fri. by 7 a.m.                                       | Tues. 7 a.m.–Fri. by 7 a.m.                                    |
| <b>Sat., May 11</b>  | 500 freestyle (men)              | Weds. 3–8 p.m.; Sat. by 7 a.m.                                       | Tues. 7 a.m.–Sat. by 7 a.m.                                    |
| <b>Sun., May 12</b>  | 500 freestyle (women)            | Weds. 3–8 p.m.; Sun. by 7 a.m.                                       | Tues. 7 a.m.–Sun. by 7 a.m.                                    |

\*All times are Eastern Daylight Savings Time

|                      |  |           |
|----------------------|--|-----------|
| <b>Thurs., May 9</b> | 200 mixed freestyle relay  | 3:00 p.m. |
| <b>Fri., May 10</b>  | 200 mixed medley relay<br>200 freestyle relay<br>(men's and women's) | 3:00 p.m. |
| <b>Sat., May 11</b>  | 200 medley relay<br>(men's and women's)                              | 3:00 p.m. |



**Colorado  
TIME SYSTEMS®**

A **PLAYCORE**® Company

TIMING

SCORING

DISPLAYS

THE LEADER IN  
COMPLETE AQUATIC SOLUTIONS

**SINCE 1972**

+1.970.667.1000

WWW.COLORADOTIME.COM

800.279.0111

**MAKING TIME COUNT**

Copyright 2012-2013

# Meet Information

## Split Notification

Split requests for Records or Top 10 are required for an initial distance of an individual backstroke event. The swimmer is responsible for picking up the Split Notification Form from the Admin Referee, filling it out, and presenting it to the Admin Referee prior to the swim. A split request for initial distances of all other individual events (excluding individual backstroke events) and for all relay leadoff splits has been submitted on behalf of all swimmers, and swimmers need not submit split requests for those events.

## Time Verification (formerly OVCs)

Swimmers needing verification of times or wishing to have their times entered into the USA Swimming SWIMS Database (for entry into USA-S national meets) should complete a form at the meet prior to the swim. Contact the Admin Referee at the meet.

## Awards

Medals will be given for first through tenth places in each age group for each event. A U.S. Masters Swimming championship patch will be given to each individual and relay team member for the first event won. Swimmers winning more than one event may purchase additional patches. Unclaimed awards will not be mailed unless arrangements are made at the meet.

## Club Scoring

Championship banners will be presented to the top 10 clubs in the regional and local club divisions. These will be presented at the conclusion of the meet on Sunday, May 12.

## Online Coverage

Follow the event online at [usms.org](http://usms.org) and on our Facebook page, where we will post photos and daily video recaps and stories.

## Service Animals

Animals other than service animals will not be permitted on deck or at the venue.

## Heat Sheets Available on Mobile Devices

The Spring Nationals heat sheet, including results and heat/lane assignments will be hosted on the Meet Mobile app for \$1.99. Swimmers, coaches, and swim fans onsite and back home can view meet results as they unfold and from the convenience of their phones. Download Meet Mobile on iTunes or Google Play

## On-Demand Video of Events

TakeItLive.tv, in conjunction with Indy Aquatic Masters, will provide on-demand video of the meet May 10–12. Footage will be available for viewing free of charge at <http://indy.takeitlive.tv> within 72 hours of the meet. If you'd like to get a copy of your races, there will be download and disc options available. All supporters of coverage buying \$25 or more of races will get their name listed as a supporter on the video on-demand page.

Valeo Financial Advisors, LLC wishes all competitors good luck at this year's USMS National Meet.



**VALEO**

FINANCIAL ADVISORS LLC

*Swim with strength and effectiveness.*

# FEEL INVINCIBLE

NEW  
VELO X RACING SUIT



Stop by the FINIS booth to get your Velo X at a special USMS Price.

25% off all training gear with  
code 'iupui2013' at [FINISinc.com](http://FINISinc.com)

\*Advanced orders available for pick up at the FINIS booth

**FINIS**<sup>®</sup>  
MOTIVATING SWIMMERS

# National Championship Relay Procedures

## Day Prior to Each Relay

By 3:00 p.m., relay entry forms for all relays on the next day must be turned in to the relay desk. No changes in age group or seed time may be made after this time.

## Day of the Relay

At 9:00 a.m. relay cards for that day's relay/s may be picked up at the relay desk located on the West Concourse with Registration. Relay heat sheets will be posted.

## General Relay Information:

- Relays may be entered until 3:00 p.m. on the day before the relay is to be swum. All relays cost \$12. Payment is required at the time of entry. Refunds will not be given for duplications and scratches, so it is recommended that only team representatives handle relay entries.
- All relay members must have entered the meet and paid the individual or relay surcharge by the individual meet entry deadline (received by April 4, 2013).
- Prior to the 3:00 p.m. relay entry deadline, swimmers may fill out a relay information sheet with the relay swimmers' names, ages, and #1 swimmer indicated. If this information is provided prior to that relay's entry deadline, the information will be printed on the relay card prior to pick up by the swimmer at 9:00 a.m. on the day of the relay.
- Substitution of swimmers is allowed until the relay swim starts. You must enter any changes on the relay card prior to giving the card to the timer, just before the relay is swum. No changes in age group or seed time are allowed. Any change of swimmers must keep the relay team in the same age group or the relay will be disqualified.
- Relay heat sheets will be posted and relay cards must be picked up at the relay desk after 9:00 a.m. on the day of the relay. Prior to the swimming of the relay, the card must contain the following information:
  - Name of each swimmer competing in the relay
  - Age of each swimmer
  - Indication of the leadoff swimmer with a #1 by his/her name

### PLEASE NOTE:

**Relay cards will not be checked for mistakes and omissions made by team representatives. Disqualifications resulting from mistakes and omissions shall not be reconsidered. Accuracy and completeness are the responsibility of the coaches and/or swimmers submitting the relay cards.**

## The 2013 Ransom J. Arthur Award

### DON'T MISS THE ANNOUNCEMENT ON FRIDAY AFTER THE NATIONAL ANTHEM

The **Ransom J. Arthur Award** is USMS's most prestigious award. According to the USMS Rule Book: "This award is given in honor of Captain Ransom J. Arthur, M.D., who by his sacrifice, perseverance, and dedication to improving the health of adults through swimming, established the Masters Swimming program in the United States." The award is bestowed annually upon a person who, in the opinion of his or her peers among the membership, has made significant contributions to the goals and objectives of Masters swimming.

The person receiving the award is a volunteer whose contributions at the national, regional, and local levels has been outstanding. He or she may also be an outstanding swimmer, but recognition is specifically given for projects, assignments, or accomplishments that benefit and enhance USMS programs as a whole. LMSCs, the Board of Directors of USMS, committee personnel, and individual swimmers are encouraged to submit nominations annually.

The recipient of the 2013 award will be announced on Friday after the 30-minute warm-up break, and they will again be honored at the USAS Awards Banquet in Anaheim, C.A., in September.

The following goals and objectives, which are in keeping with the mission statement of USMS, are used as guidelines for nominations:

- To encourage and promote improved physical fitness and health in adults.
- To offer adults the opportunity to participate in a lifelong fitness and/or competitive swimming program.
- To encourage organizations and communities to establish and sponsor Masters swimming programs.
- To enhance fellowship and camaraderie among Masters swimmers.

To stimulate research in the sociology, psychology, and physiology of Masters swimming.

# Swim to win!

Whether you're swimming the 50-yard sprint or 1,650-yard freestyle, Hammer Nutrition has the products that you need to perform at your best. Give your body the clean, healthy fuel it craves and experience long-lasting energy, increased endurance, reduced fatigue, and better recovery . . . guaranteed!

Try Hammer Nutrition today and find out what it means to "Fuel Right, Feel Great!®"



Stop by the Hammer Nutrition booth and sample HEED, Hammer Gel, and Recoverite!

**ORDER TODAY!**

1.800.336.1977 / [www.hammernutrition.com](http://www.hammernutrition.com)





# Club Roster – Local Clubs

|    |      |                                |    |      |                                |
|----|------|--------------------------------|----|------|--------------------------------|
| 1  | 1776 | Colonials 1776                 | 42 | CVMM | Conejo Valley Multisport Maste |
| 2  | AAAA | Alamo Area Aquatic Association | 43 | DAC  | Davis Athletic Club            |
| 3  | ABM  | Academy Bullets Masters        | 44 | DAMM | Dallas Aquatic Masters         |
| 4  | ADMS | Adirondack Masters             | 45 | DAS  | Dayton Area Sharks             |
| 5  | AGM  | Aquatics of Georgetown Masters | 46 | DCAC | District Of Columbia Aquatics  |
| 6  | AGUA | Asphalt Green Masters          | 47 | DKTA | Dakota Masters                 |
| 7  | AHSM | Alpine Hills Swimming Masters  | 48 | DLMA | Duneland Masters               |
| 8  | ALEX | Alexandria Masters Swimming    | 49 | DOC  | DOC IU Masters Swimming        |
| 9  | ANBM | Anderson Barracuda Masters     | 50 | DUCK | University of Oregon Swim Club |
| 10 | ANCM | Montgomery Ancient Mariners    | 51 | EAM  | Earlham Aquatic Masters        |
| 11 | ARKM | Arkansas Masters               | 52 | EDIN | Edina Swim Club                |
| 12 | ART  | Atlanta Rainbow Trout          | 53 | ELG  | Elgin Blue Wave Swim Team      |
| 13 | AWJ  | Atlanta Water Jocks            | 54 | ETEX | ETEX Masters Swim Team         |
| 14 | BASC | Barracuda Swim Club of Northea | 55 | EXCL | Excel Aquatics Masters         |
| 15 | BCTM | Bearcat Masters                | 56 | FMM  | Florida Maverick Masters       |
| 16 | BDO  | Blue Dolphins Masters          | 57 | FSAM | Southeastern Area Masters Swim |
| 17 | BLU  | Blu Frog Team                  | 58 | FSTM | FAST Masters                   |
| 18 | BOZE | Bozeman Masters                | 59 | FTYM | Trillium Y Masters Swim Club   |
| 19 | BSLM | Birmingham Swim League         | 60 | FXCM | Fairfax County Masters         |
| 20 | BSM  | Brazos Splash Masters          | 61 | GBM  | Great Bay Masters Swimming, In |
| 21 | BUM  | Buckeye University Masters Swi | 62 | GERM | Germantown Maryland Masters    |
| 22 | BUMS | Binghamton Univ Masters        | 63 | GLTR | Galter Swim Club               |
| 23 | BWAQ | Blue Wave Aquatics             | 64 | GMUP | Patriot Masters Swim Team      |
| 24 | CAQM | Charger Aquatics Masters       | 65 | GOLD | Gold Coast Masters             |
| 25 | CASC | Carolina Aquatics Swim Club, I | 66 | GRIN | GRreater INdiana               |
| 26 | CAT  | Clemson Aquatic Team           | 67 | GSM  | Garden State Masters           |
| 27 | CBA  | Coastal Bend AllStars          | 68 | GSMS | Grand Strand Masters Swimming  |
| 28 | CHAR | Chartiers Valley Swim Club Inc | 69 | HIMA | Hawaii Masters                 |
| 29 | CHGO | Chicago Masters Swim Club      | 70 | HLJ  | Holmes Lumber Jax              |
| 30 | CHIC | Chico Masters Swimming         | 71 | HMSA | Hancock Masters Swimming       |
| 31 | CHRM | Charm City Aquatic Masters     | 72 | HOBO | Hoboken Masters                |
| 32 | CMAM | Cal Maritime Academy Masters   | 73 | HOPK | Hopkins Masters Swimming       |
| 33 | COLE | Cole YMCA Masters              | 74 | HUNT | Huntsville Swim Assoc          |
| 34 | CON  | Concord Masters Swim Team      | 75 | HURY | Hilliard YMCA Hurricanes       |
| 35 | CONN | Connecticut Masters            | 76 | IMSC | Irving Masters Swim Club       |
| 36 | CSC  | Carmel Swim Club Masters       | 77 | INDY | Indy Aquatic Masters           |
| 37 | CSI  | Cardinal Swimming Indiana      | 78 | IRM  | Irish Masters                  |
| 38 | CSLA | Cote Saint Luc Aquatics        | 79 | ISCM | Iolani Swim Club Masters       |
| 39 | CSMT | Columbus Sharks Masters        | 80 | ISWM | iSWIM                          |
| 40 | CSPM | CSP Tideriders Master Swim Clu | 81 | JAM  | Jersey Area Multisport         |
| 41 | CVM  | Carson Valley Masters          | 82 | JPD  | Joliet Park District Blue Tide |



## ORDER OF EVENTS

### Wednesday, August 7, 2013

- Mixed 1500 Freestyle

### Thursday, August 8, 2013

- |                              |                                |
|------------------------------|--------------------------------|
| 3. Men 100 Breaststroke      | 4. Women 100 Breaststroke      |
| 5. Men 200 Individual Medley | 6. Women 200 Individual Medley |
| 7. Men 100 Backstroke        | 8. Women 100 Backstroke        |
| 9. Men 200 Freestyle         | 10. Women 200 Freestyle        |
| 11. Men 200 Medley Relay     | 12. Women 200 Medley Relay     |

### Friday, August 9, 2013

- |                               |                           |
|-------------------------------|---------------------------|
| 13. Men 50 Breaststroke       | 14. Women 50 Breaststroke |
| 15. Men 200 Backstroke        | 16. Women 200 Backstroke  |
| 17. Men 50 Butterfly          | 18. Women 50 Butterfly    |
| 19. Mixed 200 Freestyle Relay |                           |
| 21. Mixed 800 Freestyle       |                           |

**EVENT SOCIAL AT THE COMMUNITY CENTER BEGINS AT 6:00PM - Music by Woody & The Longboards**

### Saturday, August 10, 2013

- |                               |                                 |
|-------------------------------|---------------------------------|
| 23. Men 400 Individual Medley | 24. Women 400 Individual Medley |
| 25. Men 100 Butterfly         | 26. Women 100 Butterfly         |
| 27. Men 50 Freestyle          | 28. Women 50 Freestyle          |
| 29. Men 200 Breaststroke      | 30. Women 200 Breaststroke      |
| 31. Men 200 Freestyle Relay   | 32. Women 200 Freestyle Relay   |
| 33. Mixed 200 Medley Relay    |                                 |

### Sunday, August 11, 2013

- |                         |                         |
|-------------------------|-------------------------|
| 35. Men 200 Butterfly   | 36. Women 200 Butterfly |
| 37. Men 100 Freestyle   | 38. Women 100 Freestyle |
| 39. Men 50 Backstroke   | 40. Women 50 Backstroke |
| 41. Mixed 400 Freestyle |                         |

## EVENT SOCIAL



Join us on Friday, August 9th  
6:00-9:00pm

at the  
Mission Viejo Community Center  
featuring the World Famous  
Beach Boys tribute band,  
fun dancing  
delicious surf tacos,  
silent auction items,  
and much more

sponsored by



[www.usms.org](http://www.usms.org)

# Club Roster – Local Clubs

|     |      |                                |     |      |                                |
|-----|------|--------------------------------|-----|------|--------------------------------|
| 83  | JYMF | Jordan YMCA MultiFit           | 123 | NKSM | Northern Kentucky Swordfish Ma |
| 84  | KAMS | Katy Aquatic Masters Swimming  | 124 | NORT | Nort'landers Swim Club         |
| 85  | KATS | Kalispell Masters              | 125 | NOVA | Novaquatics Masters            |
| 86  | LAPS | Los Angeles Peninsula Swimmers | 126 | NSA  | Northern Sierra Aquatics       |
| 87  | LIB  | Libertyville Masters           | 127 | NSC  | Newburgh Sea Creatures         |
| 88  | LIEM | Long Island Express Masters    | 128 | O*H* | O*H*I*O Masters Swim Club      |
| 89  | LINS | Marlins Masters                | 129 | OAM  | Orinda Aquatic Masters         |
| 90  | LMAO | Lincoln Masters and Others     | 130 | OJAI | Ojai Masters                   |
| 91  | LRC  | Ladies Recreation Club         | 131 | OMAH | Omaha Masters Swim Club        |
| 92  | LSSC | Lake Shore Swim Club           | 132 | ONEM | ONE Multisport                 |
| 93  | LTP  | LTP Masters                    | 133 | P2LF | P2LIFE                         |
| 94  | LVAM | Lucas Valley Aquatics Masters  | 134 | PALM | Palmetto Masters               |
| 95  | LVM  | Las Vegas Masters              | 135 | PCAT | Plano Wetcats                  |
| 96  | LYT3 | Lawton YMCA Tumbleweeds        | 136 | PCST | Panama City Swim Team          |
| 97  | MAM  | Manatee Aquatic Masters Inc    | 137 | PHX  | Phoenix Swim Club              |
| 98  | MARY | Maryland Masters               | 138 | PLAN | Plantation Swim Team Masters   |
| 99  | MEDM | Medina Masters Swim Club       | 139 | PMST | Prairie Masters Swim Team      |
| 100 | MESC | Maine Masters Swim Club        | 140 | PRTR | P.R. Tri Team                  |
| 101 | METR | Metro Masters Swim Club        | 141 | PTAM | Pocatello Tiger Aquatic Club   |
| 102 | MGM  | Mt Greenwood Masters Swim Team | 142 | PTMS | PT Masters                     |
| 103 | MINN | Minnesota Masters Swim Club    | 143 | QMST | Quest Masters Swim Team        |
| 104 | MIST | Marco Island Swim Team         | 144 | RAM  | Rockwall Aquatics Masters      |
| 105 | MMA  | Munster Masters                | 145 | RATS | Chattanooga River Rats         |
| 106 | MMAC | Mesa Masters                   | 146 | RAY  | Stingrays Masters Swimming     |
| 107 | MOB  | Masters Of Brazos              | 147 | REDT | Red Tide                       |
| 108 | MOST | Masters of South Texas         | 148 | RINC | Rinconada Masters              |
| 109 | MOVY | MOVY Masters                   | 149 | RMST | Reston Masters Swim Team       |
| 110 | MPM  | Marin Pirates Masters          | 150 | ROSE | Rose Bowl Masters              |
| 111 | MTMS | Middle Tennessee U Masters Swi | 151 | RRM  | Red River Masters              |
| 112 | MTSC | Middle TN Masters Swim Club    | 152 | SALT | Salt Lake Masters Swimming     |
| 113 | MVM  | Mountain View Masters          | 153 | SAMY | Sandusky Area Masters          |
| 114 | MVN  | Mission Viejo Masters          | 154 | SAWS | Sawtooth Masters               |
| 115 | MYST | Masters of Yucaipa Swim Team   | 155 | SBM  | Santa Barbara Masters          |
| 116 | NAM  | New Albany Aquatics Club       | 156 | SCA  | South Coast Aquatics           |
| 117 | NASH | Nashville Aquatic Club Masters | 157 | SCAQ | Southern California Aquatic Ma |
| 118 | NAST | Noblesville Adult Swim Team    | 158 | SCMI | Sugar Creek Masters Indiana    |
| 119 | NBA  | North Bay Aquatics             | 159 | SDSM | San Diego Swim Masters         |
| 120 | NBAC | North Baltimore Aquatic Club M | 160 | SFTL | Swim Fort Lauderdale           |
| 121 | NCMJ | North County Masters of Jupite | 161 | SLAM | St. Louis Area Masters         |
| 122 | NCYM | National Capital YMCA          | 162 | SMM  | San Mateo Masters              |



Dear Masters Swimmer,

MyrthaPools cordially invites you to The 2013 Pan-American Masters Championships at the Sarasota YMCA Evalyn Sadlier Jones Branch.

It will be held in one of Myrtha's first competition pools in the state of Florida; a stretch 50 meter with dive well, two bulkheads, removable headwall, and top of the line Track Start blocks.

The event begins with Synchronized Swimming from June 1 thru June 4th, followed by Competitive Swimming from June 5th thru the 12th and concluding with Open Water Competition on June 13th.

**2013**  
**PAN-AMERICAN**  
**MASTERS**  
**CHAMPIONSHIP**  
**SARASOTA, FLORIDA**

[www.myrthapoolsusa.com](http://www.myrthapoolsusa.com)

# Club Roster – Local Clubs


|     |      |                               |     |      |                                |
|-----|------|-------------------------------|-----|------|--------------------------------|
| 163 | SNM  | Sierra Nevada Masters         | 184 | TVM  | Tri Valley Masters             |
| 164 | SPAW | Southpaw Masters              | 185 | TXLA | Longhorn Aquatics              |
| 165 | SPM  | St Pete Masters Inc           | 186 | UAR  | Up and Running Swim and Tri    |
| 166 | SPRY | Team Swim Spray               | 187 | UCLA | UCLA Bruin Masters             |
| 167 | SRM  | Santa Rosa Masters            | 188 | UNAT | Unattached                     |
| 168 | STAN | Stanford Masters Swimming     | 189 | USF  | University of San Francisco Ma |
| 169 | SVY  | Spring Valley YMCA Masters    | 190 | VALM | Valpo Masters                  |
| 170 | SWAT | Spokane Waves Aquatic Masters | 191 | VCM  | Ventura County Masters         |
| 171 | SWIF | Swift Swim Club               | 192 | VMST | Virginia Masters Swim Team     |
| 172 | SWIN | Southwest Indiana Masters     | 193 | VSM  | Vanderbilt Swim Club           |
| 173 | SYSM | Sarasota YMCA Sharks          | 194 | WAVA | Warrenton Masters Swim Team    |
| 174 | T-26 | Tower 26                      | 195 | WCM  | Walnut Creek Masters           |
| 175 | T2NM | T2 Naples Masters             | 196 | WH2O | West Hollywood Aquatics        |
| 176 | TAM  | Tamalpais Aquatic Masters     | 197 | WIN  | Winter Haven Masters Swim Team |
| 177 | TBH  | Tribeach                      | 198 | WIND | Wind-n-Sea Masters Swimming    |
| 178 | TERR | Terrapin Masters              | 199 | WLAC | Westloop Athletic Club Masters |
| 179 | THT  | Terre Haute Torpedoes Masters | 200 | WMST | Woodlands Masters Swim Team    |
| 180 | TNYA | Team New York Aquatics        | 201 | WOO  | Wahoos of Ocala                |
| 181 | TOC  | The Olympic Club              | 202 | WOW  | Wahoos of Wellington Masters   |
| 182 | TPIT | Team Pittsburgh Masters       | 203 | ZAM  | Zionsville Aquatic Masters     |
| 183 | TULS | Tulsa Masters Swim Club       | 204 | ZEN  | Zen Masters                    |

**An "Opportunity for Greatness!"**



**MERCHANTS BANK**  
OF INDIANA

**Make us proud!!**



**GO THE DISTANCE**  
**ACHIEVE PERSONAL**  
**BEST AND GET FREE**  
**NIKE GEAR ALONG**  
**THE WAY.**

Nike is proud to sponsor U.S. Masters Swimming's fastest growing fitness program, Go the Distance, which is free to all members. Go to [usms.org](http://usms.org) and register for a MY USMS account, then enter and track your workouts in your Fitness Log. As you reach key milestones, you become eligible for special prizes from Nike in 2013.

50 miles Nike GTD swim cap  
250 miles Nike string bag  
500 miles Nike swimsuit

**[WWW.USMS.ORG/NIKE-SWIM-GTD](http://WWW.USMS.ORG/NIKE-SWIM-GTD)**

Like us on Facebook  
Visit us at [www.nikeswim.com](http://www.nikeswim.com)



PRESENTED BY



# Club Roster – Regional Clubs

|    |      |                               |    |      |                                |
|----|------|-------------------------------|----|------|--------------------------------|
| 1  | AKMS | Alaska Masters Swim Club      | 11 | NCMS | North Carolina Masters Swimmin |
| 2  | ARIZ | Arizona Masters Swim Club Inc | 12 | NEM  | New England Masters Swim Club  |
| 3  | CMS  | Colorado Masters Swimming     | 13 | NIAG | Niagara District Masters       |
| 4  | FACT | Florida Aquatic Combined Team | 14 | OREG | Oregon Masters                 |
| 5  | GAJA | Georgia Masters               | 15 | PSM  | Puget Sound Masters            |
| 6  | HMS  | Hydropower Masters Swim Club  | 16 | SKY  | Swim Kentucky Masters          |
| 7  | IAMA | Iowa Masters                  | 17 | SMS  | Southern Masters Swimmers      |
| 8  | IM   | Illinois Masters              | 18 | SWOM | Southwest Ohio Masters         |
| 9  | MICH | Michigan Masters              | 19 | UTAH | Swim Utah                      |
| 10 | MM   | Montana Masters               | 20 | WMAC | Wisconsin Masters Aquatic Club |

WoundVision, a pioneer in personalized health information and infrared thermal wound imaging, is a proud sponsor of the 2013 USMS National Meet.

WOUNDVISION



We wish all competitors the best of luck at this year's meet.

# Athlete Roster – By Club

| Name                                  | Age | Name                                  | Age | Name                           | Age | Name                                  | Age |
|---------------------------------------|-----|---------------------------------------|-----|--------------------------------|-----|---------------------------------------|-----|
| <b>Academy Bullets Masters</b>        |     | Kane, Kevin                           | M26 | <b>Bearcat Masters</b>         |     | <b>Blue Wave Aquatics</b>             |     |
| Cleveland, Nicole L                   | W24 | Listug, Mary L                        | W81 | Hill, Marcia M                 | W68 | Kinlen, Patrick J                     | M64 |
| Colburn, Christopher M                | M41 | Modjeska, Mark E                      | M60 | Merena, Elizabeth J            | W60 | <b>Total: 1</b>                       |     |
| Krizmanic, Matt                       | M27 | Oo, Aung Sann                         | M31 | Willeboordse, Fall             | W47 | <b>Bozeman Masters</b>                |     |
| Longwell, Katherine                   | W41 | Schneider, Leah R                     | W28 | <b>Total: 3</b>                |     | Dougherty, Michael P                  | M61 |
| <b>Total: 4</b>                       |     | Shaffer, Craig A                      | M67 | <b>Binghamton Univ Masters</b> |     | Teller, Jordan                        | W29 |
| <b>Adirondack Masters</b>             |     | Shake, Scott D                        | M55 | Barr, Mary L                   | W49 | <b>Total: 2</b>                       |     |
| Kilroy, Thomas J                      | M70 | Swick, John T                         | M29 | Bishop, Christopher R          | M41 | <b>Brazos Splash Masters</b>          |     |
| <b>Total: 1</b>                       |     | Valle, Marc A                         | M39 | Bishop, Laura J                | W40 | Schueckler, Leslie                    | W57 |
| <b>Alamo Area Aquatic Association</b> |     | Vargas, Daniel                        | M52 | Engineri, Paul J               | M62 | <b>Total: 1</b>                       |     |
| Lane, Tanya                           | W41 | <b>Total: 14</b>                      |     | Gottlieb, Emilee R             | W26 | <b>Buckeye University Masters Swi</b> |     |
| Lane, Will H                          | M42 | <b>Arkansas Masters</b>               |     | Henkel, Scott                  | M38 | Elliott, Andrew                       | M23 |
| <b>Total: 2</b>                       |     | Booth, Mike                           | M51 | Koltz, Jessica L               | W24 | Fahrbach, Lincoln D                   | M23 |
| <b>Alaska Masters Swim Club</b>       |     | Cummin, Lucas                         | M20 | Kornblatt, Daniel S            | M63 | Jenrow, Robert J                      | M24 |
| Saunders, Adam                        | M35 | Lansden, Cole                         | M20 | Meade, Tom J                   | M65 | Keefer, Elliot                        | M24 |
| Zinsli, Samantha                      | W25 | Lansden, Joe                          | M50 | Michaels, Stephen R            | M35 | O'Neill, Thomas D                     | M23 |
| <b>Total: 2</b>                       |     | Martin, Doug                          | M60 | Mitrowitz, Karen A             | W52 | Springer, Steven                      | M23 |
| <b>Alexandria Masters Swimming</b>    |     | Nemesi, Joey V                        | M19 | Paushter, Matthew K            | M33 | <b>Total: 6</b>                       |     |
| Gilmore, Katie L                      | W29 | <b>Total: 6</b>                       |     | Paushter, Stephen L            | M61 | <b>Cal Maritime Academy Masters</b>   |     |
| Jaskot, Brian R                       | M34 | <b>Asphalt Green Masters</b>          |     | Pot, Eugene T                  | M62 | Kennedy, James B                      | M61 |
| Jent, Daniel E                        | M35 | Altman-Kurosaki, Jonas Y              | M24 | Scannell, Colleen              | W27 | <b>Total: 1</b>                       |     |
| Mirt, Chad J                          | M39 | Altman-Kurosaki, Linus K              | M23 | Scott, Jamie L                 | M31 | <b>Cardinal Swimming Indiana</b>      |     |
| Preston, Alexandria K                 | W35 | Butz, Jeremy                          | M24 | Smith, Rebecca L               | W36 | Finch, William H                      | M47 |
| Taylor, Tim                           | M26 | Craffey, Joan P                       | W60 | Tourtual, Dorothy M            | W62 | Hartman, Mallory                      | W19 |
| <b>Total: 6</b>                       |     | De Los Santos, Carlos R               | M35 | Werner, David F                | M34 | Havice, Natalie                       | W40 |
| <b>Alpine Hills Swimming Masters</b>  |     | Ellis, Richard                        | M80 | Werner, Kelly                  | W33 | Heavilon, Jeffrey A                   | M57 |
| Tidmarsh, George F                    | M53 | Kayupov, Arman                        | M28 | <b>Total: 20</b>               |     | Jones, Stephan S                      | M56 |
| <b>Total: 1</b>                       |     | Leo, MacGregor W                      | M24 | <b>Birmingham Swim League</b>  |     | Meurer, Anastasia                     | W23 |
| <b>Anderson Barracuda Masters</b>     |     | Lucena, David A                       | M28 | Crawford, Ashley D             | W35 | Strange, Larry                        | M59 |
| Adler, Devin                          | W52 | Shechter, Stanley J                   | M80 | Farrell, Stan                  | M50 | Wiley, Jon R                          | M54 |
| Brinkman, Abbey N                     | W24 | <b>Total: 10</b>                      |     | Robinson, Thomas R             | M35 | <b>Total: 8</b>                       |     |
| Giesel, Carolyn M                     | W25 | <b>Atlanta Rainbow Trout</b>          |     | Taylor, Chip                   | M56 | <b>Carmel Swim Club Masters</b>       |     |
| Glender, Carlos                       | M58 | Case, Alex R                          | M24 | White, James H                 | M42 | Brozinick, Joe T                      | M52 |
| Monahan, Jim                          | M50 | Collins, Josiah                       | M25 | <b>Total: 5</b>                |     | Redmon, Scott C                       | M39 |
| Rokich, Karen A                       | W54 | Crawford, Eric J                      | M28 | <b>Blu Frog Team</b>           |     | Reichart, Christine                   | W42 |
| Smith, Dave J                         | M52 | Perrott, Bryan                        | M27 | Beattie, John R                | M52 | Vollmer, Patti L                      | W51 |
| Sullivan, Brendan S                   | M23 | Rossi, Leann M                        | W46 | Brandon, Celeste A             | W29 | Young, Bruce D                        | M55 |
| Zempter, Eric                         | M46 | Webb, Cameron                         | M26 | Caligiuri, Dan A               | M57 | <b>Total: 5</b>                       |     |
| <b>Total: 9</b>                       |     | <b>Total: 6</b>                       |     | Castagnos, Chip                | M44 | <b>Carolina Aquatics Swim Club, I</b> |     |
| <b>Aquatics of Georgetown Masters</b> |     | <b>Atlanta Water Jocks</b>            |     | Chance, Danielle R             | W31 | Voss, Frank R                         | M53 |
| Feather, Shawn M                      | W52 | Benucci, Lorenzo                      | M45 | Erwin, Jeff T                  | M48 | Voss, Peter M                         | M51 |
| Steele, George                        | M71 | Dyer, Andy                            | M54 | Kroupa, Andy S                 | M44 | <b>Total: 2</b>                       |     |
| <b>Total: 2</b>                       |     | Natkin, Heidi                         | W39 | Mercer, Rich                   | M49 | <b>Carson Valley Masters</b>          |     |
| <b>Arizona Masters Swim Club Inc</b>  |     | O'Leary, Britta                       | W28 | Middleton, Marc D              | M61 | Sullivan, James H                     | M60 |
| Case, Mary Ann                        | W73 | Webb, Amy K                           | W26 | O'Dell, Rick                   | M45 | <b>Total: 1</b>                       |     |
| Courtney, Chris                       | M40 | <b>Total: 5</b>                       |     | Wilkins, Jillian A             | W32 | <b>Charger Aquatics Masters</b>       |     |
| Gallagher, Kathy                      | W48 | <b>Barracuda Swim Club of Northea</b> |     | <b>Total: 11</b>               |     | Wilson, Robert H                      | M62 |
| Haartz, F H Ted                       | M85 | Cleven, Detra R                       | W44 | <b>Blue Dolphins Masters</b>   |     | <b>Total: 1</b>                       |     |
|                                       |     | <b>Total: 1</b>                       |     | Christensen, Eric B            | M38 |                                       |     |



| Name                                  | Age | Name                             | Age | Name                                  | Age | Name                                 | Age |
|---------------------------------------|-----|----------------------------------|-----|---------------------------------------|-----|--------------------------------------|-----|
| <b>Charm City Aquatic Masters</b>     |     | Barry, Shaun P                   | M36 | <b>Columbus Sharks Masters</b>        |     | Lyons, David A                       | M60 |
| Gray, Kelsey E                        | W24 | Casciato, Michael G              | M53 | Baldwin, Norm C                       | M50 | Oberstar-Brown, Lia-Genevie          | W36 |
| <b>Total: 1</b>                       |     | Clair, Kathleen S                | W55 | Fisher, Dennis E                      | M53 | Patten, Bobby                        | M50 |
| <b>Chartiers Valley Swim Club Inc</b> |     | Hemmerle, Jamie                  | M57 | Fisher, Katelyn A                     | W19 | <b>Total: 7</b>                      |     |
| Caves, Judy F                         | W53 | Hug, Laurie                      | W48 | McLeod, Mark A                        | M53 | <b>Davis Athletic Club</b>           |     |
| Garcia-Bates, Tatiana                 | W35 | Marvin, Stu J                    | M57 | Pema, Colleen M                       | W45 | Johnson, David L                     | M57 |
| Petyk, Jennifer R                     | W41 | Stevens, Craig W                 | M60 | Ritter, Adam J                        | M28 | Johnson, Robyn                       | W26 |
| <b>Total: 3</b>                       |     | Stoner, Jon                      | M61 | Ritter, James H                       | M56 | <b>Total: 2</b>                      |     |
| <b>Chattanooga River Rats</b>         |     | Thornton, James                  | M60 | Ritter, Kyle R                        | M26 | <b>Dayton Area Sharks</b>            |     |
| Dassow, Paul                          | M50 | Tulenko, Tom                     | M70 | Ritter, Susan M                       | W56 | Bromer, Carl                         | M66 |
| Hancock, Thomas                       | M49 | Watts, Sue N                     | W58 | <b>Total: 9</b>                       |     | Halley, Franklin M                   | M55 |
| Wigal, Cecelia M                      | W50 | Wolff, Melinda S                 | W60 | <b>Concord Masters Swim Team</b>      |     | Hardwick, David M                    | M61 |
| <b>Total: 3</b>                       |     | <b>Total: 12</b>                 |     | Corporon, Nicole A                    | W28 | Herringer, Thomas J                  | M51 |
| <b>Chicago Masters Swim Club</b>      |     | <b>Colorado Masters Swimming</b> |     | Harris, Bill                          | M42 | Kipp, Richard A                      | M55 |
| Arnot, Jordan A                       | W31 | Abrahams, Richard T              | M68 | Houchens, Jeremy                      | M43 | Murray, Craig F                      | M55 |
| Blumenthal, Jeffrey S                 | M59 | Biggs, Brittany A                | W23 | Messenger, Shelly E                   | W36 | Norman, Timothy L                    | M53 |
| Cham, Candace                         | W40 | Boileau, Mike                    | M51 | Stauffer, Randy A                     | M43 | Weber, Matthew J                     | M33 |
| Cordero, Billy                        | M45 | Boileau, Ute C                   | W50 | Wirt, Rob J                           | M46 | <b>Total: 8</b>                      |     |
| Cunnick, Charles W                    | M27 | Brackett, Bill A                 | M55 | <b>Total: 6</b>                       |     | <b>District Of Columbia Aquatics</b> |     |
| Hartsock, Jane A                      | W35 | Burgess, Thom                    | M70 | <b>Conejo Valley Multisport Maste</b> |     | Bockius, Ted C                       | M46 |
| Hartsock, Steve J                     | M39 | Campbell, Ellen A                | W50 | Irmias, Todd E                        | M50 | Williams, Neill                      | M45 |
| Hiteshew, David                       | M50 | Coveney, Christopher M           | M50 | <b>Total: 1</b>                       |     | <b>Total: 2</b>                      |     |
| Rodon, William A                      | M49 | Crouch, Kim                      | W51 | <b>Connecticut Masters</b>            |     | <b>DOC IU Masters Swimming</b>       |     |
| Stori, Mark D                         | M47 | Doherty, Kevin J                 | M39 | Beeman, Ashley C                      | W41 | Becker, John C                       | M49 |
| Strange, John P                       | M49 | Eisenhuth, Matthew S             | M39 | Murphy, Patrick T                     | M61 | Bookwalter, George                   | M35 |
| Tonelli, Marlena L                    | W24 | Framke, Erin C                   | W39 | Onton, Ann Louise                     | W69 | Brammer, Chris                       | M28 |
| Wendt, George F                       | M65 | Ganiyev, Doston                  | M25 | Ouchakof, Vladimir I                  | M89 | Bukhar, Oleg                         | M52 |
| <b>Total: 13</b>                      |     | Garnier, Kathy L                 | W52 | Traester, William F                   | M64 | Finn, Peter R                        | M59 |
| <b>Chico Masters Swimming</b>         |     | Gould, Tom A                     | M48 | <b>Total: 5</b>                       |     | Guidarelli, Kaitlin                  | W29 |
| Hernandez, Jill S                     | W52 | Gullett, Jeffrey D               | M29 | <b>Cote Saint Luc Aquatics</b>        |     | Hansen, Lindsey G                    | W30 |
| Reece, Margaret E                     | W41 | Hashimoto, Christine L           | W65 | Figueroa, Roberto                     | M45 | Jerden, Alex D                       | M25 |
| <b>Total: 2</b>                       |     | Marsh, Russell L                 | M57 | <b>Total: 1</b>                       |     | O'Dea, Evan                          | M28 |
| <b>Clemson Aquatic Team</b>           |     | Melanson, Edward L               | M50 | <b>CSP Tideriders Master Swim Clu</b> |     | Schickore, Jutta                     | W48 |
| Scheerhorn, Andrew J                  | M31 | Najjar, Ellie S                  | W51 | Crocker, Stephen W                    | M50 | Stager, Nan H                        | W58 |
| Tepe, Adam                            | M32 | Nolte, Christopher C             | M56 | Frost, Kathryn M                      | W53 | Wright, Robert E                     | M58 |
| Tepe, Rachel L                        | W30 | Oberg, Jane G                    | W75 | Lau, Jonathan A                       | M27 | <b>Total: 12</b>                     |     |
| <b>Total: 3</b>                       |     | Orten, Frank T                   | M54 | Masters, Nick P                       | M26 | <b>Duneland Masters</b>              |     |
| <b>Coastal Bend AllStars</b>          |     | O'Sullivan, Chris                | M38 | Morgan, Andrew A                      | M27 | Hanas, Loree L                       | W50 |
| Cross, Mackinley L                    | W36 | Reister, John A                  | M50 | Owen, Jason L                         | M32 | Hurst, Charles A                     | M47 |
| <b>Total: 1</b>                       |     | Sachs, Janet G                   | W76 | Thompson, Scott                       | M28 | O'Connor, Kelley J                   | W45 |
| <b>Cole YMCA Masters</b>              |     | Scott, Greg C                    | M53 | <b>Total: 7</b>                       |     | Quinn, Jill A                        | W40 |
| Arnold, Haley M                       | W24 | Seavall, Kelly J                 | W44 | <b>Dakota Masters</b>                 |     | Whitaker, Lisa C                     | W49 |
| Clarke, Gregory L                     | M65 | Sheldon, Paul                    | M42 | Tracy, Robin C                        | W49 | <b>Total: 5</b>                      |     |
| Miller, Cindy A                       | W59 | Steffe, Kathleen                 | W50 | <b>Total: 1</b>                       |     | <b>Earlham Aquatic Masters</b>       |     |
| Reed, Bonnie                          | W20 | Tatnall, Suzy C                  | W53 | <b>Dallas Aquatic Masters</b>         |     | Neff, Samuel H                       | M77 |
| Riha, Ron                             | M40 | Valvano, John J                  | M56 | Burbridge, Ann                        | W57 | Rodefeld, Gary H                     | M59 |
| <b>Total: 5</b>                       |     | Vanderpoel, Nicole L             | W48 | Dunne, Patrick                        | M58 | Smith, Richard K                     | M67 |
| <b>Colonials 1776</b>                 |     | Vaughan, James M                 | M66 | Heber, Scott                          | M46 | <b>Total: 3</b>                      |     |
|                                       |     | Wolfe, Artie                     | M73 | Jones, Eney                           | W52 | <b>Edina Swim Club</b>               |     |
|                                       |     | <b>Total: 35</b>                 |     |                                       |     |                                      |     |

# Athlete Roster – By Club

| Name                             | Age | Name                                 | Age | Name                                  | Age | Name                    | Age |
|----------------------------------|-----|--------------------------------------|-----|---------------------------------------|-----|-------------------------|-----|
| <b>Edina Swim Club</b>           |     | <b>Florida Aquatic Combined Team</b> |     | Childs, Lee                           | M64 | Adams, James A          | M35 |
| Jensen, Augustine C              | M23 | Berko, Adam                          | M46 | Hamada, Ahmed G                       | M74 | Anderson, Lisa          | W23 |
| St. Sauveur, Katelyn             | W24 | Goltz, Jason                         | M35 | Hernandez, William                    | M43 | Barringer, Danika       | W21 |
| <b>Total: 2</b>                  |     | Silver, Isaac M                      | M34 | Mitchell, Jeannie R                   | W66 | Caetano, Maggie         | W22 |
| <b>Elgin Blue Wave Swim Team</b> |     | <b>Total: 3</b>                      |     | Parsons, Roger L                      | M66 | Daling, Ian N           | M21 |
| Brown, Paul P                    | M62 | <b>Florida Maverick Masters</b>      |     | Segovia, Vanessa                      | W29 | Davie, Margo            | W24 |
| Campana, James L                 | M61 | Bogue, Sherri L                      | W49 | <b>Total: 8</b>                       |     | Haase, Kate             | W22 |
| Cimilluca, Krista                | W42 | <b>Total: 1</b>                      |     | <b>Grand Strand Masters Swimming</b>  |     | Halvorson, John T       | M22 |
| Dahlke, Grant                    | M50 | <b>Galter Swim Club</b>              |     | Alderson, Pat                         | M61 | Hanson, Hunter          | W20 |
| Eggar, Jack D                    | M60 | Filippo, Marissa S                   | W34 | Chappell, Melinda E                   | W52 | Johnson, Derek          | M19 |
| Fox, Richard E                   | M57 | Lubbers, Caroline J                  | W37 | Childers, Judy A                      | W59 | Johnson, Nicholas       | M22 |
| Harrison, Jennifer               | W42 | Milton, Trevis B                     | M35 | Kelly, Kaymee                         | W28 | Messier, Michael        | M22 |
| Jensen, Rebecca                  | W38 | Niesen, Nathaniel                    | M31 | <b>Total: 4</b>                       |     | Olden, Jaegger          | M20 |
| Klemm, Sarah                     | W29 | Saint Germain, Marissa R             | W22 | <b>Great Bay Masters Swimming, In</b> |     | Olden, Levi             | M22 |
| LaPonte, Elizabeth               | W67 | Thoma, Samuel R                      | M36 | Caron, Aagie A                        | W71 | Peterson, Cameron       | M19 |
| Marsh, Edward T                  | M48 | Vetter, Johanna K                    | W22 | <b>Total: 1</b>                       |     | Read, Bailey            | W19 |
| Meyer, Kenneth G                 | M57 | <b>Total: 7</b>                      |     | <b>GRreater INdiana</b>               |     | Semmons, Alex           | M20 |
| Osborne, Oz                      | M67 | <b>Garden State Masters</b>          |     | Brownwell, Keith M                    | M50 | Stercks, Annie          | W23 |
| Pegues, Lex                      | M52 | Ewing, Greg                          | M23 | Dixon, Lou Ann                        | W45 | Williamson, Eric R      | M22 |
| Scanlan, Kevin                   | M58 | Ewing, Naomi T                       | W57 | Lance, Doug E                         | M51 | <b>Total: 19</b>        |     |
| Scheidenhelm, Drew E             | W30 | Tsuzuki, Ed M                        | M54 | Spaethe, David R                      | M59 | <b>Illinois Masters</b> |     |
| Smar, Susan                      | W49 | Tsuzuki, Joy                         | W83 | <b>Total: 4</b>                       |     | Barr, Matthew J         | M25 |
| Smith, Dave                      | M68 | <b>Total: 4</b>                      |     | <b>Hancock Masters Swimming</b>       |     | Bednarik, Miriam        | W36 |
| Stiberth, Amanda L               | W48 | <b>Georgia Masters</b>               |     | Toth, Dennis J                        | M58 | Berning, Henrietta      | W79 |
| Ursu, Andrei H                   | M55 | Alton, Dale                          | W55 | <b>Total: 1</b>                       |     | Bingham, Laura          | W35 |
| Wentzel, Reemi B                 | W67 | Beardmore, Roger O                   | M61 | <b>Hawaii Masters</b>                 |     | Block, Andrea J         | W51 |
| Wilczak, Tom                     | M52 | Brown, Adam P                        | M35 | Burgess, H. William                   | M84 | Bossert-Hartman, Carol  | W52 |
| Woerner, Bruce                   | M50 | Brown, Nathan Y                      | M38 | <b>Total: 1</b>                       |     | Brandt, Mark W          | M47 |
| <b>Total: 23</b>                 |     | Countryman, Marianne                 | W48 | <b>Hilliard YMCA Hurricanes</b>       |     | Bromann, Carlyn A       | W61 |
| <b>ETEX Masters Swim Team</b>    |     | Jones, Judd                          | M55 | Brooks, Wendy                         | W49 | Burfeind, Betty         | W66 |
| Wood, Craig A                    | M72 | King, Ian E                          | M50 | Downey, James E                       | M52 | Carl, Scott A           | M41 |
| <b>Total: 1</b>                  |     | Kopacka, Ryann                       | W24 | Ganim, Laura E                        | W36 | Carpenter, Tom          | M59 |
| <b>Excel Aquatics Masters</b>    |     | Kucharski, Michael R                 | M45 | Woelfel, Bradford B                   | M63 | Carrillo, Roberto       | M27 |
| Erickson, Martha                 | W61 | McClure, Pam                         | W49 | <b>Total: 4</b>                       |     | Clark, Inge             | W43 |
| Koslin, Mandy                    | W36 | Mitchell, Clarke E                   | M80 | <b>Hoboken Masters</b>                |     | Cowen, Michael W        | M27 |
| Phillips, Mike                   | M56 | Saltzman, Edward M                   | M62 | Modrov, Priscilla A                   | W25 | Cronin, Jake E          | M21 |
| Sarbacker, Sarah                 | W33 | Stolz, Hal F                         | M78 | <b>Total: 1</b>                       |     | Cummins, Thomas J       | M53 |
| Ware, Allison R                  | W32 | Stolz, Irwin W                       | M83 | <b>Holmes Lumber Jax</b>              |     | Davidson, Nancy         | W48 |
| Whitney, Ashley                  | W33 | Weyandt, Todd F                      | M25 | Beattie, David A                      | M43 | Dayton, Barry H         | M67 |
| <b>Total: 6</b>                  |     | Williamson, Francine S               | W65 | <b>Total: 1</b>                       |     | Del Greco, Jane B       | W56 |
| <b>Fairfax County Masters</b>    |     | Woods, Albert H                      | M84 | <b>Hopkins Masters Swimming</b>       |     | Figg, Steven J          | M46 |
| Battle, Glenn H                  | M51 | <b>Total: 17</b>                     |     | Coombe, Katy A                        | W30 | Gibson, Dave            | M52 |
| Hyre, Susan P                    | W54 | <b>Germantown Maryland Masters</b>   |     | Schlichting, Randy J                  | M48 | Giles-Ott, Ruth         | W44 |
| Perfall, Betty M                 | W55 | Tomson, Farol L                      | M41 | <b>Total: 2</b>                       |     | Gortowski, Debbie A     | W56 |
| Zoltick, Martin M                | M50 | Walters, Mark C                      | M60 | <b>Huntsville Swim Assoc</b>          |     | Grotke, Kevin A         | M40 |
| <b>Total: 4</b>                  |     | <b>Total: 2</b>                      |     | Smith, Brent                          | M72 | Haberstich, Brian       | M46 |
| <b>FAST Masters</b>              |     | <b>Gold Coast Masters</b>            |     | <b>Total: 1</b>                       |     | Haberstich, Carrie      | W41 |
| Johnson, Luke B                  | M30 | Cavanaugh, Cav                       | M77 | <b>Hydropower Masters Swim Club</b>   |     | Hanes, Alice J          | W81 |
| <b>Total: 1</b>                  |     | Cavanaugh, Debbie D                  | W55 |                                       |     | Haneman, Jamie K        | W28 |
|                                  |     |                                      |     |                                       |     | Hemenway, Mike P        | M44 |
|                                  |     |                                      |     |                                       |     | Hornik, Mary T          | W33 |

| Name                    | Age | Name                        | Age | Name                     | Age | Name                            | Age |
|-------------------------|-----|-----------------------------|-----|--------------------------|-----|---------------------------------|-----|
| <b>Illinois Masters</b> |     | Stratton, Christine         | W54 | Gernert, Karen J         | W42 | Roy, Andrew M                   | M31 |
| Howland, Heather        | W32 | Tanimura, Laurie B          | W60 | Gettelfinger, Cheryl M   | W55 | Ruemmele, Jane H                | W54 |
| Hunt, Amanda            | W43 | Thayer, Jason W             | M41 | Goldstein, Mel E         | M74 | Sayre, William J                | M24 |
| Ihrke, Amber            | W42 | Thiry, Michael A            | M37 | Gregory, Ellen D         | W49 | Schnieders, Ann                 | W52 |
| Jenkins, Timothy J      | M51 | Tuchler, Jim                | M48 | Halbert, Jeffrey B       | M38 | Shope, Jon                      | M47 |
| Jones, Cynthia L        | W63 | Vogel, Matthew M            | M58 | Hall, Carol A            | W65 | Shuck, Anna                     | W19 |
| Kafka, Heidi            | W50 | Ward, Carol                 | W64 | Harper, Ryan C           | M34 | Shuck, Susie                    | W47 |
| Kalisz, John            | M53 | Zahorik, Barbara T          | W49 | Harris, Julia K          | W21 | Snyder, Alex J                  | M23 |
| Keenan, George W        | M59 | <b>Total: 88</b>            |     | Hasbrook, Sally          | W64 | Sobecki, Megan E                | W27 |
| Keller, Matt            | M43 | <b>Indy Aquatic Masters</b> |     | Henry, Ryan A            | M26 | Spratt, Mark W                  | M57 |
| Kercheval, Josh         | M32 | Abrams, Kathleen A          | W57 | Hollies, Natalie         | W27 | Stephens, Ryan K                | M41 |
| Kozlowski, Mark S       | M38 | Ackermann, Ken              | M35 | Horton, Geraldine D      | W61 | Thompson, Jim M                 | M61 |
| Kozlowski, Robert S     | M68 | Barber, Jim D               | M53 | Hubbard, John            | M33 | Trager Bohley, Kimberly D       | W39 |
| Long, Robert            | M65 | Barnes, Pat                 | W55 | Johnson, Jan C           | W58 | Vetor, Craig A                  | M25 |
| Lundeen, Robert R       | M53 | Bauer, Craig J              | M60 | Jones, Rose              | W34 | Wade, Holly S                   | W30 |
| Madgiak, Jen L          | W27 | Berebitsky, Jeff N          | M37 | Judd, Russell L          | M80 | Wan, Shulamite                  | W29 |
| Malas, Bryan            | M45 | Bir, Lynne M                | W41 | Keller, Scott A          | M48 | Watts, Kristyn M                | W23 |
| McCabe, Thomas J        | M55 | Bly, Phillip M              | M60 | Kerr, David              | M47 | Weaver, Jenny W                 | W32 |
| McDaniel, Georgia       | W66 | Bookwalter, Thomas C        | M36 | Kim, Jeeyoon             | W32 | Weiss, John M                   | M51 |
| Merrill, Nick C         | M55 | Bos, Amanda J               | W33 | Krebs, Lara E            | W39 | Weyerbacher, Jonathan S         | M28 |
| Misch, Daniel           | M27 | Bowen, Kris                 | W51 | Lathrop, George R        | M39 | Winn, Michael                   | M43 |
| Mitera, Rob             | M44 | Breitwieser, Maren R        | W58 | Lautzenheiser, Natalie E | W26 | Wright, Michael R               | M50 |
| Mulcahy, Ryan P         | M35 | Brigance, Steve             | M38 | Leiser, Graeme M         | M36 | Zedonis, Lisa L                 | W51 |
| Mullins, Stephen M      | M80 | Brown, Mary Beth            | W41 | Lewis, David W           | M61 | Zurcher, Kip R                  | M39 |
| Ota, Ken                | M66 | Burke, Thomas A             | M71 | Londrigan, Tom           | M45 | <b>Total: 116</b>               |     |
| Peebles, Brent          | M45 | Carlson, Megan M            | W29 | Long, Christopher D      | M54 | <b>Iolani Swim Club Masters</b> |     |
| Phinney, Scot           | M56 | Carter, Michael A           | M62 | Martinez, Nicholas R     | M19 | Hursty, Peter S                 | M40 |
| Postlethwait, Daniel    | M38 | Catellier, Kenneth P        | M52 | Marvin, Linda L          | W39 | <b>Total: 1</b>                 |     |
| Pratt, John L           | M50 | Caudill, Sarah E            | W25 | McAninch, Terese M       | W33 | <b>Iowa Masters</b>             |     |
| Pushka, Dave            | M49 | Chamberlain, Rick A         | M61 | McAree, Francis E        | M82 | Bennett, Dennis                 | M47 |
| Puskaric, Kevin M       | M24 | Chop, Dahnya                | W38 | McCulloch, Michael P     | M38 | Edwards, Andy                   | M49 |
| Raese, T R              | M40 | Christoffel, Ben J          | M37 | Mennen, Marty A          | M76 | LaFavre, Robert W               | M80 |
| Rawlins, Brian K        | M33 | Christoffel, Jonie          | W63 | Merkle, Katherine        | W30 | <b>Total: 3</b>                 |     |
| Rawlins, Laura M        | W34 | Conterno, Enrique           | M46 | Merkle, Wesley J         | M32 | <b>Irish Masters</b>            |     |
| Reader, Paul            | M37 | Cosper, Sue                 | W64 | Meyers, Susan L          | W71 | Lemaire, Larry R                | M60 |
| Reeder, Forest F        | M50 | Costill, David              | M77 | Miller, Douglas K        | M66 | Sill, Sherry J                  | W52 |
| Reeder, Lauren M        | W25 | Cummings, Brian A           | M53 | Miller, Leah             | W24 | Spence, Graeme T                | M26 |
| Roeing, Randy           | M59 | Davies, Patti               | W30 | Moore, Elizabeth         | W37 | <b>Total: 3</b>                 |     |
| Rooney, Joanne T        | W79 | Dawkins, Todd               | M39 | Nall, Glenna A           | W34 | <b>Irving Masters Swim Club</b> |     |
| Roose, Lynn R           | W49 | Desserich, Russ W           | M69 | Norris, Jason R          | M31 | Myer, Cynthia J                 | W60 |
| Roose, Taylor C         | M21 | Dickson, Bob J              | M57 | Norwood, Roberta W       | W53 | <b>Total: 1</b>                 |     |
| Schein, Howard K        | M68 | Dickson, Luke J             | M28 | Okochi, Hiroharu         | M40 | <b>iSWIM</b>                    |     |
| Schwartz, Lisa          | W50 | Dolence, Mike               | M40 | Olson, Jeff K            | M37 | Boling, Pat                     | W60 |
| Seibt, Andreas K        | M55 | Ellabarger, Brent D         | M27 | Ott, Mary A              | W45 | Brown, Robert A                 | M42 |
| Seybold, Harvey G       | M58 | English, Britta A           | W39 | Phillips, Stephanie A    | W32 | Dawson, Logan C                 | M22 |
| Sigfusson, Paul B       | M55 | Fauquher, Sara              | W35 | Port, Juliet E           | W37 | Ehresman, William L             | M28 |
| Sims, David E           | M50 | Findlay, Kirsty J           | W27 | Powers, Brian V          | M38 | Etherington, Christopher D      | M26 |
| Smith, Liesl G          | W48 | Fisher Campbell, Anne E     | W60 | Quigley, George J        | M72 | Groaning, Michael D             | M42 |
| Soltys, Kristin         | W52 | Fox, Jim                    | M60 | Reiman, Timothy A        | M80 | Huber, Jessica E                | W42 |
| Soltys, Ted J           | M52 | Francis, Susan A            | W60 | Riggs, Lindsay           | W25 | Jiang, Yue                      | W26 |
| Stevens, Ann B          | W79 | Friesth, Barbara M          | W49 | Ripley, Rachel M         | W28 |                                 |     |

# Athlete Roster – By Club

| Name                                  | Age | Name                                  | Age | Name                                | Age | Name                    | Age |
|---------------------------------------|-----|---------------------------------------|-----|-------------------------------------|-----|-------------------------|-----|
| <b>iSWIM</b>                          |     | <b>Total: 6</b>                       |     | Rupert, Bill                        | M70 | <b>Total: 2</b>         |     |
| Johnston, Jessica E                   | W46 | <b>Lawton YMCA Tumbleweeds</b>        |     | Shockro, Ellen K                    | W70 | <b>Michigan Masters</b> |     |
| Leininger, Tony J                     | M38 | Kern, Marnie Q                        | W60 | Stanilova, Tsveta                   | W27 | Amelon, Mitzi C         | W50 |
| Murakowski, Courtenay E               | W50 | <b>Total: 1</b>                       |     | <b>Total: 6</b>                     |     | Arneson, Gaard          | M65 |
| Sitarz, Rachel A                      | W28 | <b>Libertyville Masters</b>           |     | <b>Manatee Aquatic Masters Inc</b>  |     | Asti, Trevor            | M35 |
| Smith, Amy                            | W41 | Keil, Todd A                          | M57 | Heath, Robert H                     | M56 | Aumiller, Joe           | M55 |
| Stoker, Patrick D                     | M44 | Liberty, Laurel M                     | W31 | <b>Total: 1</b>                     |     | Bailey, Jeff M          | M46 |
| Vaughn, Derrick R                     | M23 | McDonnell, Michael P                  | M28 | <b>Marco Island Swim Team</b>       |     | Berger, Andrew M        | M48 |
| Verville, Julia H                     | W40 | Melcher, Scott                        | M42 | March, Ed                           | M66 | Berger-Mann, Sue D      | W53 |
| <b>Total: 16</b>                      |     | Michuda, Robert                       | M42 | <b>Total: 1</b>                     |     | Birmelin, Jenny         | W35 |
| <b>Jersey Area Multisport</b>         |     | Mills, Jamie                          | M36 | <b>Marin Pirates Masters</b>        |     | Birmelin, Noah          | M38 |
| Chebotaiev, Oleg                      | M44 | Moenssens, Sandra                     | W47 | Pinkston, Crystal                   | W27 | Bolles, Andrew M        | M28 |
| Hubert, Craig J                       | M48 | Reed, Catherine E                     | W23 | Tegeler, Tiffany                    | W27 | Bordyukov, Aleksandr    | M24 |
| Segal, William N                      | M48 | Reed, Michael E                       | M58 | <b>Total: 2</b>                     |     | Brown, Daniel V         | M52 |
| <b>Total: 3</b>                       |     | Rowland, Jim                          | M52 | <b>Marlins Masters</b>              |     | Browning, Casey R       | M25 |
| <b>Joliet Park District Blue Tide</b> |     | Schwarm, Susan                        | W49 | Larkin, Doug                        | M51 | Butler, Pat M           | W75 |
| Emmrich, Ann C                        | W56 | Ward, Timothy J                       | M53 | <b>Total: 1</b>                     |     | Cabbage, Sean M         | M41 |
| Hoover, Molly                         | W36 | Wilcox, John                          | M49 | <b>Maryland Masters</b>             |     | Cantrell, Connie S      | W42 |
| Krier, Ron T                          | M66 | <b>Total: 13</b>                      |     | Hiskey, Justin R                    | M29 | Cantrell, Mike S        | M41 |
| Lisy, Cheryl L                        | W54 | <b>Lincoln Masters and Others</b>     |     | Lee, Michael P                      | M46 | Carr, Stacie R          | W26 |
| Londergon, Katherine                  | W48 | Mantonya, Becky W                     | W40 | Mathews, Erin                       | W27 | Charlton, Allan         | M76 |
| <b>Total: 5</b>                       |     | <b>Total: 1</b>                       |     | Shaw, Chris                         | M31 | Christensen, Kurt A     | M47 |
| <b>Jordan YMCA MultiFit</b>           |     | <b>Long Island Express Masters</b>    |     | Turner, Katy C                      | W23 | Church, Barbara E       | W61 |
| Snell, Lisa V                         | W32 | Garcia, Mike                          | M20 | <b>Total: 5</b>                     |     | Colombo, Paula C        | W44 |
| Yoder, Heidi C                        | W32 | Nussen, Adam                          | M25 | <b>Masters Of Brazos</b>            |     | Cowing, John M          | M64 |
| <b>Total: 2</b>                       |     | Ryan, Sarah A                         | W23 | Ruff, David G                       | M53 | Cush, Rachel            | W28 |
| <b>Kalispell Masters</b>              |     | Salcedo, Mat                          | M18 | <b>Total: 1</b>                     |     | Dehn, Mary              | W67 |
| Thompson, Cooke                       | W32 | Smith, Bobby J                        | M24 | <b>Masters of South Texas</b>       |     | Deptula, Chris          | M24 |
| VonJentzen, Emily                     | W30 | <b>Total: 5</b>                       |     | Blake, William V                    | M76 | Doak, Kevin             | M32 |
| <b>Total: 2</b>                       |     | <b>Longhorn Aquatics</b>              |     | Callaway, Linda                     | W60 | Dombkowski, Susan E     | W47 |
| <b>Katy Aquatic Masters Swimming</b>  |     | Alley, David W                        | M38 | Freed, Karen                        | W28 | Doud, Robert R          | M90 |
| Woikey, Ingrid                        | W23 | Guthrie, David M                      | M52 | Freed, Zachary                      | M27 | Duhaime, Susan A        | W30 |
| <b>Total: 1</b>                       |     | <b>Los Angeles Peninsula Swimmers</b> |     | Half, Henry M                       | M70 | Dummer, Gail M          | W62 |
| <b>Ladies Recreation Club</b>         |     | Granger, Traci S                      | W55 | Ingraham, Susan R                   | W53 | Early, Marilyn E        | W55 |
| Johnson, Eric A                       | M52 | Lindstedt, David P                    | M57 | <b>Total: 6</b>                     |     | Eastridge, Joannie W    | W58 |
| Kelsey, Jane M                        | W37 | Powell, Steven T                      | M45 | <b>Masters of Yucaipa Swim Team</b> |     | Erpelding, Meghan N     | W36 |
| <b>Total: 2</b>                       |     | Wagoner, Victor                       | M57 | Walker, Craig                       | M73 | Forgione, David J       | M58 |
| <b>Lake Shore Swim Club</b>           |     | <b>Total: 4</b>                       |     | <b>Total: 1</b>                     |     | Fucinari, Michael C     | M26 |
| Bartek, Mary C                        | W49 | <b>LTP Masters</b>                    |     | <b>Medina Masters Swim Club</b>     |     | Gelman, Rita            | W80 |
| Deane, Rusty                          | M42 | McCool, Chris                         | M48 | Hassan, Amro A                      | M53 | Gogola, Laura J         | W77 |
| <b>Total: 2</b>                       |     | <b>Total: 1</b>                       |     | Semus, Joe                          | M42 | Grebe, Suzanne          | W51 |
| <b>Las Vegas Masters</b>              |     | <b>Lucas Valley Aquatics Masters</b>  |     | <b>Total: 2</b>                     |     | Grunert, Megan L        | W30 |
| Adams, Kari S                         | W47 | Sutherland, Erica                     | W53 | Harris, Susan                       | W47 | Guerrera, Jill S        | W40 |
| Barry, Robin B                        | W46 | <b>Total: 1</b>                       |     | <b>Mesa Masters</b>                 |     | Guthrie, Sally K        | W63 |
| Cushman, Susan                        | W50 | <b>Maine Masters Swim Club</b>        |     | Eisenklam, Peter A                  | M70 | Haney, Steven           | M49 |
| Gaines, Billy                         | M32 | Albert, Greg M                        | M38 | <b>Total: 1</b>                     |     | Hibbert, Kelly          | W55 |
| Hannon, Martina V                     | W42 | Bell, Richard J                       | M43 | <b>Metro Masters Swim Club</b>      |     | Hood, Daniel C          | M52 |
| Rapp, Julie S                         | W25 | Holt-Wilson, Mary R                   | W42 | Monahan, Richard S                  | M71 | Hunt, Ann E             | W73 |
|                                       |     |                                       |     | Wittman, Charles F                  | M68 | Hypnar, Lisa A          | W59 |
|                                       |     |                                       |     |                                     |     | Karas, Paul G           | M57 |

| Name                                  | Age | Name                               | Age | Name                                  | Age | Name                                 | Age |
|---------------------------------------|-----|------------------------------------|-----|---------------------------------------|-----|--------------------------------------|-----|
| <b>Michigan Masters</b>               |     | Flickinger, Dallas L               | M24 | <b>MOVY Masters</b>                   |     | Ockerman, Jeff                       | M58 |
| Kennedy, Andrew J                     | M45 | Henderson, Katherine G             | W24 | Broch, Billy M                        | M24 | Preitkis-Jones, Debra A              | W48 |
| Kowalski, Joyce                       | W71 | King, Sarah C                      | W30 | Easterla, David A                     | M75 | <b>Total: 5</b>                      |     |
| Kreusel, Karen                        | W36 | Quattropani, LeeAnne               | W34 | Irick, Larry D                        | M56 | <b>National Capital YMCA</b>         |     |
| Ksebati, Fares                        | M21 | Reinert, Phillip V                 | M25 | Jack, Michael                         | M56 | Nakahodo, Sidney                     | M37 |
| Linn-Hartley, Jennifer M              | W28 | Richardson, Billie C               | W42 | Lee, Ryan E                           | M36 | <b>Total: 1</b>                      |     |
| Lockwood, Joel M                      | M78 | <b>Total: 6</b>                    |     | Lees, Terri A                         | W59 | <b>New Albany Aquatics Club</b>      |     |
| Lokensgard, Erik                      | M70 | <b>Middle TN Masters Swim Club</b> |     | Miller, Brent D                       | M53 | Bauer, Mary I                        | W65 |
| Macdonald, Dan C                      | M54 | Anderson, Abigail L                | W23 | Noble, Dave N                         | M69 | Birnbrich, Andrew                    | M23 |
| MacGreggor, Maria C                   | W42 | DeYoe, Lauren                      | W27 | O'Dell, Richard S                     | M35 | Birnbrich, Beth                      | W49 |
| Mange, David P                        | M57 | Ford, Eric                         | M36 | Pallo, Cassy                          | W31 | Birnbrich, Chris L                   | M49 |
| Mange, Kenneth C                      | M60 | Gordon, Marisa D                   | W35 | Ryan, Bill                            | M64 | Honeycutt, Chase                     | M18 |
| Marshall, Steve                       | M71 | Lodge, Craig E                     | M38 | Salkind, Neil J                       | M66 | Klestinec, Robin L                   | W51 |
| Martin, Ray G                         | M75 | McLeod, Bruce                      | M55 | Sherman, Bill                         | M54 | Lehr, Gunner F                       | M40 |
| Melgar, Tom A                         | M51 | <b>Total: 6</b>                    |     | Stephenson, Kyle                      | M52 | Morris, Richard L                    | M49 |
| Michel, Emmanuelle J                  | W46 | <b>Minnesota Masters Swim Club</b> |     | Thompson, Reese E                     | M54 | Parey, Christine M                   | W35 |
| Michel, Patrick J                     | M42 | Anderson, Jay                      | M56 | Welchlin, Bob                         | M56 | Purdie, James L                      | M60 |
| Miller, John A                        | M52 | Bovard, Ralph S                    | M60 | Wells, Brad R                         | M51 | Saribalas, Amy M                     | W40 |
| Morgan, Michael                       | M41 | Dank, Annie                        | W33 | Yellman, Don R                        | M62 | Sedivy, Angela M                     | W50 |
| Morley, Albert A                      | M75 | Holthus, Brian K                   | M55 | <b>Total: 18</b>                      |     | Tarnapoll, Pete L                    | M56 |
| Noble, Suzanne M                      | W50 | Larsen, Barbara (Babs) H           | W65 | <b>Mt Greenwood Masters Swim Team</b> |     | Thomas, Jim                          | M49 |
| Olson, Chuck A                        | M63 | Melsen, Krisie M                   | W32 | Geraghty, Michael                     | M41 | Vocke, Joe                           | M42 |
| Palmer, Bill                          | M62 | Moran, Marty                       | M46 | Greenfield, Rick                      | M52 | Wharton, Dave L                      | M43 |
| Papa, Ricardo M                       | M41 | Smollen, Carol S                   | W69 | Kulak, Marilyn                        | W57 | <b>Total: 16</b>                     |     |
| Papa, Ryan                            | M36 | <b>Total: 8</b>                    |     | Miller, John B                        | M59 | <b>New England Masters Swim Club</b> |     |
| Parker, Randy J                       | M58 | <b>Mission Viejo Masters</b>       |     | Moore, Mary                           | W56 | Bierwert, Karen                      | W60 |
| Pawley-Kennedy, Irene K               | W45 | Burton, Kim L                      | W50 | Royko, Mark D                         | M48 | Branch, Katherine A                  | W55 |
| Pawloski, Devon E                     | W18 | Carter, Kelly                      | W43 | Sajn, Catherine                       | W30 | Bright, David                        | M60 |
| Pawloski, Shannon C                   | W20 | Kornfeld, Maurine E                | W91 | Urban, Mark                           | M43 | Brown, Phil                          | M52 |
| Perry, Matt                           | M26 | Montrella, Beverly J               | W66 | Wenner, Kelly A                       | W47 | Craffey, Eileen M                    | W61 |
| Pogue, Jim H                          | M52 | Moore, Katie M                     | W25 | <b>Total: 9</b>                       |     | Craven, Leslie A                     | W53 |
| Popps, Corrin C                       | W48 | Ripic, Steve                       | M40 | <b>Munster Masters</b>                |     | Dinsmore, Sharon M                   | W39 |
| Reye, Nancy L                         | W48 | Schmidt, Jurgen B                  | M90 | Bolda, Barbara                        | W51 | Dixon, Glenn S                       | M48 |
| Richardson, Lindsay E                 | W33 | Spivey, Bonnie L                   | W54 | Buksar, Bryan M                       | M39 | Downing, Jennifer                    | W34 |
| Rietema, Brad                         | M36 | Sumner, David M                    | M42 | Del Rio - Caddick, Addison L          | W26 | Estel, Beth A                        | W57 |
| Roesch, Susan E                       | W55 | <b>Total: 9</b>                    |     | Galante, Gustavo E                    | M54 | Goodale, Rainy M                     | W43 |
| Ruch, Steve R                         | M50 | <b>Montana Masters</b>             |     | Gober, Jelena                         | W30 | Grilli, Tracy L                      | W56 |
| Schmaltz, Elizabeth R                 | W33 | Sneed, Lacy C                      | W30 | Lowell, Jon                           | M33 | Hindle, Lori D                       | W37 |
| Shepherd, David R                     | M57 | <b>Total: 1</b>                    |     | Marshall, Clinton J                   | M29 | Hummel, Barbara R                    | W61 |
| Smith, Valentino                      | M22 | <b>Montgomery Ancient Mariners</b> |     | McCracken, Elaine                     | W50 | Jensen, Sue                          | W52 |
| Sturdy, Patrick R                     | M43 | Pettijohn, Margot K                | W66 | Rokosz, Milos                         | M33 | Kavanagh, Suzanne                    | W50 |
| Thompson, Frank L                     | M61 | Roddin, Hugh J                     | M71 | Rokosz, Peter                         | M31 | Lloyd, Kimberly K                    | W40 |
| Van Dyke, Anne                        | W60 | Roddin, Jacob H                    | M   | Saulters, Nicole K                    | W23 | Mappes, Michael R                    | M46 |
| Vandekerckhove, Ron F                 | M45 | Roddin, Rachel A                   | W2  | Szafranski, Lisa A                    | W32 | McCurdy, Tracy C                     | W44 |
| Vanden Brulle, Kitty                  | W68 | <b>Total: 4</b>                    |     | Thompson, Edward G                    | M55 | Mugford, Stephen A                   | M46 |
| Vanderkaay, Christian                 | M31 | <b>Mountain View Masters</b>       |     | <b>Total: 13</b>                      |     | Nisbet, Thomas A                     | M53 |
| Veneklase, Justin                     | M25 | Campbell, Chris                    | M52 | <b>Nashville Aquatic Club Masters</b> |     | Ohman, Niclas K                      | M38 |
| Weiss, Patrick J                      | M53 | Kozlowski, Kirk E                  | M55 | Grecco, Dan                           | M54 | Pasterczyk, Christine                | W46 |
| <b>Total: 96</b>                      |     | <b>Total: 2</b>                    |     | Jackson, George A                     | M26 | Plencner, Bob R                      | M60 |
| <b>Middle Tennessee U Masters Swi</b> |     |                                    |     | McPherson, Chris A                    | W45 | Saint Aubin, Patricia S              | W55 |

# Athlete Roster – By Club

| Name                                  | Age | Name                                  | Age | Name                             | Age | Name                                | Age |
|---------------------------------------|-----|---------------------------------------|-----|----------------------------------|-----|-------------------------------------|-----|
| <b>New England Masters Swim Club</b>  |     | Bullard, Joel                         | M41 | Vaiden, Nancy A                  | W53 | Larson, Allen J                     | M60 |
| Scott, Sheryl L                       | W50 | Carter, Eddie C                       | W42 | <b>Total: 1</b>                  |     | Peyton, Mike W                      | M57 |
| Stokes, Karin E                       | W52 | Davis, William A                      | M45 | <b>Novaquatics Masters</b>       |     | Smith, Jody L                       | W44 |
| Twomey, Maura                         | W56 | Dyer, Dustin M                        | M19 | Jackson, Scott J                 | M38 | Stark, Allen L                      | M64 |
| Uiterwyk, Sean                        | M39 | Gass, Melissa                         | W45 | Von Hoffmann, Gerard             | M57 | Stark, Carol R                      | W64 |
| Wyatt, Tricia M                       | W43 | Greene, Dana M                        | W44 | West, Steve                      | M41 | Thayer, George D                    | M77 |
| <b>Total: 30</b>                      |     | Happ, Kevin R                         | M24 | <b>Total: 3</b>                  |     | <b>Total: 14</b>                    |     |
| <b>Newburgh Sea Creatures</b>         |     | Holland, Amy S                        | W41 | <b>O*H*I*O Masters Swim Club</b> |     | <b>Orinda Aquatic Masters</b>       |     |
| Winck, Patty K                        | W57 | Jaffe, Robert A                       | M42 | Batizy, Arpad                    | M61 | Haufler, Steven E                   | M60 |
| <b>Total: 1</b>                       |     | Klein, Jonathan E                     | M55 | Borsuk, Edward J                 | M60 | <b>Total: 1</b>                     |     |
| <b>Niagara District Masters</b>       |     | Larson, E Ole                         | M92 | Chisholm, Dick                   | M78 | <b>P.R. Tri Team</b>                |     |
| Anderson, Margaret D                  | W61 | Lee, Lawrence B                       | M44 | Hall, Sid                        | M77 | Batesole, Briana D                  | W24 |
| Sutherland, Kristin L                 | W38 | Lindsey, Elizabeth H                  | W35 | Learmonth, William R             | M73 | Rounds, Douglas                     | M48 |
| <b>Total: 2</b>                       |     | Martin, Chris D                       | M46 | Marshfield, Ann K                | W54 | <b>Total: 2</b>                     |     |
| <b>Noblesville Adult Swim Team</b>    |     | McFarland, James A                    | M53 | Medici, John C                   | M75 | <b>P2LIFE</b>                       |     |
| Childress, Sally                      | W54 | Merino, Jose I                        | M40 | Perry, Brian S                   | M41 | Morake, Timothy                     | M23 |
| Crutchfield, Randy L                  | M55 | Mullen, Rachael E                     | W23 | Rothenberg, Diane F              | W60 | Shead, Michael                      | M26 |
| Gallant, Jennifer K                   | W34 | Newell, Sally                         | W75 | Smith, Melinda J                 | W60 | <b>Total: 2</b>                     |     |
| Habben, Doug                          | M36 | Payne, (Earl R) Bob                   | M62 | Spence, Thomas E                 | M68 | <b>Palmetto Masters</b>             |     |
| Holove, Victor R                      | M52 | Pegram, Steve                         | M44 | Terkel, Lawrence A               | M65 | Brzezinski, Jay                     | M66 |
| Keefe, Edward K                       | M74 | Perrottet, Jennifer K                 | W33 | Thomas, Barbara                  | W57 | <b>Total: 1</b>                     |     |
| Maydak, Jeffrey M                     | M39 | Pillmore, Bill                        | M65 | Thomas, Desiree                  | W25 | <b>Panama City Swim Team</b>        |     |
| Pfledderer, Debbie                    | W43 | Procton, Bruce                        | M51 | Tribuzi, Scot B                  | M55 | Marshall, B J                       | W50 |
| Rian, Victoria L                      | W46 | Quillen, Diane E                      | W49 | Wakefield, Samantha              | W30 | <b>Total: 1</b>                     |     |
| Schunk, Kari A                        | W32 | Samulski, Richard                     | M25 | Wakefield, William W             | M30 | <b>Patriot Masters Swim Team</b>    |     |
| Shirey, Mark A                        | M55 | Sauter, Trace U                       | M24 | Wasserman, Neil R                | M58 | Livingston, Leslie C                | W51 |
| Sikich, Christopher P                 | M34 | Sheafor, Haley E                      | W18 | Witte, James R                   | M57 | Queen, Alison                       | W18 |
| Skowronski, Dennis                    | M40 | Sheafor, Tirion L                     | W18 | Witte, Ray M                     | M63 | Sax, William C                      | M44 |
| Swope, Danielle R                     | W34 | Thomas, Chandler P                    | M23 | Witte, Russ                      | M96 | <b>Total: 3</b>                     |     |
| Swope, Donald E                       | M38 | Torres, Todd                          | M44 | <b>Total: 21</b>                 |     | <b>Phoenix Swim Club</b>            |     |
| Thompson, Theresa A                   | W44 | Treece, Lindsay K                     | W23 | <b>Ojai Masters</b>              |     | Hyman, Misty D                      | W34 |
| Walker, Robin                         | W57 | Wennborg, Lars A                      | M50 | Seider, Wenke K                  | W43 | Kline, Travis L                     | M33 |
| Wang, Stephanie                       | W25 | White, Jay K                          | M52 | <b>Total: 1</b>                  |     | <b>Total: 2</b>                     |     |
| Weston, Nikki A                       | W22 | Wolff, Celia                          | W47 | <b>Omaha Masters Swim Club</b>   |     | <b>Plano Wetcats</b>                |     |
| <b>Total: 19</b>                      |     | Young, Barbara A                      | W50 | Kennedy, Judy A                  | W75 | Cates, Kimberly F                   | W29 |
| <b>North Baltimore Aquatic Club M</b> |     | <b>Total: 37</b>                      |     | Olson, Drew                      | M27 | Stone, Stephanie                    | W46 |
| Alban, Doug M                         | M26 | <b>North County Masters of Jupite</b> |     | <b>Total: 2</b>                  |     | <b>Total: 2</b>                     |     |
| Leech, Sid                            | M70 | Irish Bostic, Linda                   | W49 | <b>ONE Multisport</b>            |     | <b>Plantation Swim Team Masters</b> |     |
| Limke, Tobi L                         | W38 | Smithwick, Charles E                  | M39 | Thomas, Dan                      | M40 | Cuticchia, Tommie A                 | M30 |
| Rapuano, Lisa O                       | W47 | Strauss, Beth A                       | W47 | <b>Total: 1</b>                  |     | Hester, Heidi R                     | W32 |
| Voorhees, Carolyn C                   | W51 | Zuchowski, Jonathan D                 | M40 | <b>Oregon Masters</b>            |     | <b>Total: 2</b>                     |     |
| <b>Total: 5</b>                       |     | <b>Total: 4</b>                       |     | Andrus-Hughes, Karen             | W55 | <b>Pocatello Tiger Aquatic Club</b> |     |
| <b>North Bay Aquatics</b>             |     | <b>Northern Kentucky Swordfish Ma</b> |     | Bruce, Bob A                     | M65 | Faure, Caroline E                   | W44 |
| Rider, Lee A                          | M57 | Ashmore, Chad B                       | M31 | Cleary, Kevin H                  | M29 | <b>Total: 1</b>                     |     |
| Zubillaga, Luis                       | M45 | Race, Loretta                         | W35 | Davies, Anne C                   | W49 | <b>Prairie Masters Swim Team</b>    |     |
| <b>Total: 2</b>                       |     | <b>Total: 2</b>                       |     | Frid, Barbara                    | W71 | Klein, Stephanie M                  | W30 |
| <b>North Carolina Masters Swimmin</b> |     | <b>Northern Sierra Aquatics</b>       |     | Heinemann, William A             | M55 | <b>Total: 1</b>                     |     |
| Andersen, Morten                      | M42 | Dodd, Dina                            | W49 | Kastberg, Ann                    | W60 | <b>PT Masters</b>                   |     |
| Buckley-Kornatz, Jennifer A           | W41 | <b>Total: 1</b>                       |     | Landis, Tom                      | M71 |                                     |     |
| <b>North'landers Swim Club</b>        |     | <b>Nort'landers Swim Club</b>         |     |                                  |     |                                     |     |

| Name                           | Age | Name                             | Age | Name                              | Age | Name                                  | Age |
|--------------------------------|-----|----------------------------------|-----|-----------------------------------|-----|---------------------------------------|-----|
| <b>PT Masters</b>              |     | <b>Total: 3</b>                  |     | <b>Salt Lake Masters Swimming</b> |     | <b>Total: 23</b>                      |     |
| Buerger, Dan                   | M45 | <b>Red River Masters</b>         |     | Oliver, Karen M                   | W53 | <b>Sawtooth Masters</b>               |     |
| Cox, Mark                      | M45 | Lang, Eric J                     | M32 | <b>Total: 1</b>                   |     | Cleaver, Oliver                       | M50 |
| Day, Brian T                   | M53 | <b>Total: 1</b>                  |     | <b>San Diego Swim Masters</b>     |     | Delavan, Timothy M                    | M26 |
| Fisher, Scott S                | M38 | <b>Red Tide</b>                  |     | Andersen, Peter                   | M69 | <b>Total: 2</b>                       |     |
| Hay, Thomas M                  | M42 | Cohen, Rachel F                  | W35 | Freshley, Mike R                  | M72 | <b>Sierra Nevada Masters</b>          |     |
| Maher, Larry P                 | M48 | Dougherty, Erin M                | W30 | Jordan, Betsy T                   | W76 | Allen, Brant C                        | M49 |
| Meade, Matthew H               | M47 | Fairman, Abigail A               | W36 | Riddle, Peter E                   | M75 | Conkey, Jim                           | M81 |
| <b>Total: 7</b>                |     | Gary, Kristin J                  | W45 | Stengel, Alta F                   | W62 | Conkey, Nancy                         | W68 |
| <b>Puget Sound Masters</b>     |     | Koeppel, Kacey J                 | W33 | Weston, Susan E                   | W62 | Hamilton, Nathan                      | M44 |
| Alcantar, Eduardo              | M20 | Lipton, Zahava                   | W27 | <b>Total: 6</b>                   |     | Lawrie, Dawn J                        | W37 |
| Anderson, Sydney E             | W21 | Messina, Lindsay R               | W26 | <b>San Mateo Masters</b>          |     | Lawrie, Jim                           | M66 |
| Casey, Kathrine J              | W64 | Mestecky, Rowan                  | W46 | Fasbender, Alice J                | W74 | Lintz, Steve                          | M62 |
| Colella, Rick                  | M61 | Wager, Susan                     | W47 | <b>Total: 1</b>                   |     | Miller, Celeste                       | W63 |
| Darlington, Conner M           | M20 | <b>Total: 9</b>                  |     | <b>Sandusky Area Masters</b>      |     | Tyler, A Susan                        | W64 |
| Davis, Charlotte M             | W63 | <b>Reston Masters Swim Team</b>  |     | Douglass, Marilyn                 | W63 | Tyler, Sarah L                        | W68 |
| Diddams, Margaret A            | W51 | Boyle, Michael F                 | M61 | Douglass, Nick                    | M63 | Walker, Joseph R                      | M71 |
| Doherty, Todd S                | M42 | <b>Total: 1</b>                  |     | Groscost, Hans A                  | M40 | <b>Total: 11</b>                      |     |
| FitzGerald, Erin E             | W21 | <b>Rinconada Masters</b>         |     | <b>Total: 3</b>                   |     | <b>South Coast Aquatics</b>           |     |
| Gladwell, Gail A               | W81 | Shaw, James F                    | M72 | <b>Santa Barbara Masters</b>      |     | Caterson, Gretchen                    | W46 |
| Glassman, Debbie A             | W59 | <b>Total: 1</b>                  |     | Reed, Scott W                     | M42 | Eickhoff, Randy M                     | M47 |
| Graham, Donald                 | M58 | <b>Rockwall Aquatics Masters</b> |     | <b>Total: 1</b>                   |     | <b>Total: 2</b>                       |     |
| Hendricks, Dane G              | M19 | Carroll, Stewart A               | M43 | <b>Santa Rosa Masters</b>         |     | <b>Southeastern Area Masters Swim</b> |     |
| Johansson, Hanna L             | W46 | Dauksavage, Nicole               | W24 | Wilder, Hugh                      | M65 | Kertin, Brian                         | M46 |
| Jones, Brian A                 | M47 | <b>Total: 2</b>                  |     | <b>Total: 1</b>                   |     | Lugar, Chip                           | M44 |
| Keith, Lisa                    | W43 | <b>Rose Bowl Masters</b>         |     | <b>Sarasota YMCA Sharks</b>       |     | <b>Total: 2</b>                       |     |
| Lindley, Jane                  | W51 | Abounassar, Michael              | M37 | Albino, Jorge E                   | M38 | <b>Southern California Aquatic Ma</b> |     |
| Lippold, Mary B                | W57 | Capizzi, Stefanie                | W26 | Brenner, Bill                     | M54 | Boosin, Michael J                     | M46 |
| Lowder, Kaitlyn                | W20 | Cook, Sally A                    | W51 | Butcher, Rob                      | M40 | Lapinskas, Christina                  | W27 |
| Mange, James L                 | M55 | Davis, Thomas W                  | M55 | Couch, Bob E                      | M66 | Newbegin, Brian                       | M44 |
| Martin, Rob D                  | M47 | Durieux, Chad A                  | M33 | Deery, Kyle B                     | M28 | Tiernan, Joy                          | W34 |
| McColly, Michael               | M67 | Farmer, Michael W                | M65 | Groselle, Jack R                  | M58 | <b>Total: 4</b>                       |     |
| McKiernan, Alex M              | W19 | Frendreis, Lauren                | W24 | Groselle, Laura L                 | W52 | <b>Southern Masters Swimmers</b>      |     |
| Monsen, Meg                    | W19 | Fusedale, Nick J                 | M37 | Guins, Ann H                      | W59 | Frederic, Christine H                 | W48 |
| Nelson, Kirk                   | M43 | Helgesen, Kelsey L               | W22 | Hamel, Laura                      | W48 | Ring, Edmund M                        | M36 |
| Orr, James W                   | M54 | Ho, Judy                         | W27 | Jones, Burwell                    | M80 | <b>Total: 2</b>                       |     |
| Phelan, Cole E                 | M21 | Huang, Chi-Ying                  | W41 | Kendig, Jamie M                   | M32 | <b>Southpaw Masters</b>               |     |
| Phillips, Daniel L             | M50 | Lucero, Michael D                | M42 | Matysek, Anna Lea                 | W52 | Wilson, Ellen                         | W36 |
| Preissler, Stella              | W64 | Mason, Michael T                 | M39 | Matysek, Jim                      | M53 | <b>Total: 1</b>                       |     |
| Robertson, Ryan J              | M26 | Mc Ginley, Patrick B             | M49 | Mehok, George K                   | M45 | <b>Southwest Indiana Masters</b>      |     |
| Roudebush, George M            | M88 | Myers, Trisha A                  | W28 | Mitchinson, Dean T                | M44 | Bez, Guillermo                        | M40 |
| Sullivan, Suna                 | W46 | Passos, Andre                    | M39 | Motheral, Thomas W                | M65 | Dawkins, Adam S                       | M37 |
| Warner, Frank                  | M64 | Sanchez, Ralph                   | M22 | Nance, Chad A                     | M40 | Gramelspacher, Maria                  | W24 |
| Werner, Haleigh A              | W44 | Simmons, Cheryl A                | W46 | Perout, Jeffrey J                 | M60 | Gutgsell, Kristin E                   | W42 |
| Wetstone, Susan                | W39 | Stephenson, Dan                  | M56 | Shaheen, Luke                     | M24 | Kern, Michael P                       | M46 |
| <b>Total: 35</b>               |     | Sternberg, Scott D               | M55 | Smith, John C                     | M74 | Richardson, John D                    | M50 |
| <b>Quest Masters Swim Team</b> |     | Sterne, Erik A                   | M60 | Stultz, Todd W                    | M53 | <b>Total: 6</b>                       |     |
| Brink, Opal E                  | W18 | Strand, Robert                   | M67 | Stutz, Kathleen J                 | W30 | <b>Southwest Ohio Masters</b>         |     |
| Howard, Amy                    | W48 | <b>Total: 22</b>                 |     | Vargas, Glen A                    | M52 | Caldwell, Cailee                      | W23 |
| Maly, Cleary                   | W43 |                                  |     |                                   |     |                                       |     |

# Athlete Roster – By Club

| Name                                 | Age | Name                               | Age | Name                             | Age | Name                                 | Age |
|--------------------------------------|-----|------------------------------------|-----|----------------------------------|-----|--------------------------------------|-----|
| <b>Southwest Ohio Masters</b>        |     | <b>Stingrays Masters Swimming</b>  |     | Kregor, Janice                   | W56 | Hildebrand, David R                  | M32 |
| Heis, Kenneth F                      | M37 | Berryhill, Keith                   | M53 | Kuhn, Buzz C                     | M35 | Jordan, Scott C                      | M27 |
| Jennings, Cliff                      | M59 | Markey, Nick                       | M35 | Kuhn, Jeremiah J                 | M34 | Judge, Joshua M                      | M37 |
| Keefe, Michael R                     | M32 | Massey, Melissa K                  | W31 | Luebbe, James                    | M45 | Mackenroth, Jack                     | M44 |
| Mangano, Matthew A                   | M35 | <b>Total: 3</b>                    |     | Luebbe, Pamela                   | W49 | <b>Total: 5</b>                      |     |
| Schapiro, Adam P                     | M26 | <b>Sugar Creek Masters Indiana</b> |     | Malony, Shawn                    | M23 | <b>Team Pittsburgh Masters</b>       |     |
| Sherman, Lawrence W                  | M71 | Corp, Lynette                      | W35 | Mattingly, Dan                   | M49 | Abbate, Gary A                       | M58 |
| Snook, Curtis P                      | M53 | Schroeter, Andrea K                | W33 | Murray, Gail C                   | W55 | Bartlett, Andrew S                   | M27 |
| Stiling, Douglas E                   | M55 | Wright, Shelby L                   | W39 | Nieto, Alexandra                 | W40 | Edwards, Owen C                      | M22 |
| Ullom, Michael J                     | M36 | <b>Total: 3</b>                    |     | Noyes, Penny P                   | W58 | Gustafson, Lee O                     | M61 |
| Whitehead, Jayne E                   | W54 | <b>Swift Swim Club</b>             |     | Olson, Lynn D                    | M66 | Jensen, James R                      | M52 |
| Wight, Robert A                      | M32 | Higgs, Andrew C                    | M45 | Peterson, Kyle                   | M27 | Levake, Brian                        | M38 |
| <b>Total: 12</b>                     |     | Knowles, Andy                      | M58 | Powell, William                  | M76 | Lewis, Kathleen                      | W61 |
| <b>Spokane Waves Aquatic Masters</b> |     | Knowles, Elliott J                 | M26 | Proffitt, Jordon D               | M31 | Lukens, Sarah R                      | W30 |
| Steenhuis, Harm-Jan                  | M45 | Knowles, Jeremy D                  | M31 | Ronau, Matt                      | M41 | Ott, Nancy M                         | W48 |
| <b>Total: 1</b>                      |     | Knowles, Nancy C                   | W55 | Rushman, CJ                      | M41 | Phillips, Michael A                  | M27 |
| <b>Spring Valley YMCA Masters</b>    |     | Knowles, Percy                     | M82 | Shastid, Jon                     | M65 | Snell, Patrick D                     | M27 |
| McGuire, James W                     | M48 | Savage, April G                    | W29 | Smath, Meg                       | W56 | <b>Total: 11</b>                     |     |
| Ruggieri, James                      | M50 | <b>Total: 7</b>                    |     | Solano, Abraham E                | M43 | <b>Team Swim Spray</b>               |     |
| <b>Total: 2</b>                      |     | <b>Swim Fort Lauderdale</b>        |     | Yepez-Bird, Mariela              | W31 | Chadeayne, Andrew                    | M34 |
| <b>St Pete Masters Inc</b>           |     | Hendrick, Marty                    | M55 | Zerhusen, Megan                  | W33 | Gallagher, Brendan M                 | M32 |
| Beach, Robert E                      | M82 | Hendrick-Coffman, Terry            | W56 | <b>Total: 40</b>                 |     | Gallagher, Kevin C                   | M25 |
| Clark, Dawn                          | W48 | Lage, Terry L                      | M45 | <b>Swim Utah</b>                 |     | Gallagher, Liam                      | M27 |
| Freeman, Stephan J                   | M57 | Larson, Linda L                    | W57 | Barber, Amanda                   | W20 | Krajewski, Thomas J                  | M34 |
| Harasz, Melissa                      | W53 | Lastfogel, Laura L                 | W30 | Belnap, Mark                     | M43 | McCabe, Ryan C                       | M28 |
| Harasz, Philip                       | M54 | Legaspi, Kelly A                   | W41 | Bunnell, Christie                | W20 | Wong, Peter                          | M28 |
| Kupan, Cheryl A                      | W48 | Ventura, Rosa V                    | W65 | Evans, Haley A                   | W21 | <b>Total: 7</b>                      |     |
| Specht, William L                    | M55 | Volz, Kristin R                    | W39 | Jimenez, Ivan E                  | M23 | <b>Terrapin Masters</b>              |     |
| Texel, Paula M                       | W42 | Webb, Linda                        | W67 | Karren, Kelly S                  | M39 | Ellis, Andrew F                      | M44 |
| <b>Total: 8</b>                      |     | <b>Total: 9</b>                    |     | Lyman, Carolyn B                 | W62 | Goodison, Michael R                  | M41 |
| <b>St. Louis Area Masters</b>        |     | <b>Swim Kentucky Masters</b>       |     | Penney, Debra S                  | W55 | Grover, Mollie K                     | W32 |
| Davidson, Wallace N                  | M60 | Arnold, Tita                       | W71 | Singleton, Marcus G              | M24 | Shipp, Bill                          | M53 |
| Dowd, Douglas B                      | M52 | Baldwin, Patricia A                | W57 | Spencer, Rachel                  | W20 | Strahota, Jeffrey R                  | M32 |
| Duchild, Paul A                      | M44 | Baldwin, Tricia A                  | W22 | Wiley, DJ                        | M23 | <b>Total: 5</b>                      |     |
| Good, Larry A                        | M79 | Ballard, Michael J                 | M50 | <b>Total: 11</b>                 |     | <b>Terre Haute Torpedoes Masters</b> |     |
| Harris, Howard M                     | M68 | Catlin, Vicki                      | W68 | <b>T2 Naples Masters</b>         |     | Bayless, Jerrilynn                   | W51 |
| Hopson, Bruce E                      | M47 | Forster, Koren P                   | W34 | Gray, David L                    | M45 | Breiding, David L                    | M31 |
| Kohn, Catherine K                    | W60 | Gilbert, Clay                      | M54 | <b>Total: 1</b>                  |     | Deckard, Danielle                    | W43 |
| Maine, Thomas O                      | M87 | Gutowski, Mark                     | M57 | <b>Tamalpais Aquatic Masters</b> |     | Elliott, Cristina                    | W20 |
| Pardieck, Andrew M                   | M45 | Haberek, Cork                      | M56 | Bernard, Alan D                  | M63 | Harbison, Audrey L                   | W49 |
| Petersen, Stephanie O                | W51 | Hellmann, Stephen D                | M69 | Burns, Richard                   | M69 | Lee, Charles B                       | M69 |
| Pohlmann, John T                     | M69 | Holmes, Robert C                   | M50 | Frost, Kenneth A                 | M68 | Phillips, Lisa A                     | W45 |
| Pohlmann, Mary M                     | W68 | Humphrey, Laura E                  | W38 | Meyerhoff, Rick                  | M66 | Smith, LaJoya B                      | W24 |
| Walker, Larry                        | M69 | Huneke, Jan C                      | M59 | Ridout, Nancy J                  | W71 | Stelflug, Bradley W                  | M44 |
| <b>Total: 13</b>                     |     | Hunt, Larry                        | M65 | Shoenberger, Linda R             | W65 | <b>Total: 9</b>                      |     |
| <b>Stanford Masters Swimming</b>     |     | Johns, Mindy L                     | W52 | Tulin, Bill                      | M54 | <b>The Olympic Club</b>              |     |
| Barnea, Daniela                      | W69 | Jordan, Amy                        | W54 | Val, Laura B                     | W61 | Benoit, Matthew                      | M25 |
| Fasbender, Barry A                   | M75 | Klein, Sigi B                      | W77 | <b>Total: 8</b>                  |     | Bower, Kenny G                       | M25 |
| <b>Total: 2</b>                      |     | Koch, Charles J                    | M33 | <b>Team New York Aquatics</b>    |     | Bower, Ralph                         | M50 |
|                                      |     | Korzeniowski, Mike                 | M42 | Cole, Brad G                     | M55 | Carter, Paul V                       | M55 |



| Name                                | Age | Name                      | Age | Name                                  | Age | Name                               | Age |
|-------------------------------------|-----|---------------------------|-----|---------------------------------------|-----|------------------------------------|-----|
| <b>The Olympic Club</b>             |     | Smart, Denise L           | W50 | McLinden, Stephen K                   | M57 | Moore, Michael W                   | M62 |
| Chessen, Christine                  | W46 | <b>Total: 4</b>           |     | McNair, Samuel                        | M50 | Stern, Jill P                      | W48 |
| Cushing, Alex D                     | M24 | <b>UCLA Bruin Masters</b> |     | Morse, Sandra                         | W35 | <b>Total: 3</b>                    |     |
| Davidoff, Cara                      | W27 | Bell, John L              | M70 | Muller, Donald H                      | M34 | <b>Up and Running Swim and Tri</b> |     |
| Dorr, John W                        | M29 | <b>Total: 1</b>           |     | Nagy, Tom E                           | M62 | Frayne, Anne M                     | W59 |
| Elder, James E                      | M70 | <b>Unattached</b>         |     | Noffsinger-Frazier, Nicole A          | W37 | <b>Total: 1</b>                    |     |
| Ferguson, Kevin                     | M23 | Averill, Tammy            | W43 | Ostermann, Jeff P                     | M34 | <b>Valpo Masters</b>               |     |
| Gans, Egan                          | M27 | Bachuretz, Alexei         | M27 | Perkowski, Jonathan T                 | M60 | Anderson, Tim J                    | M41 |
| Gill, Meg B                         | W28 | Bahl, Jacob H             | M33 | Postma, Terri                         | W43 | Banning, Amber                     | W30 |
| Greenwood, Scott C                  | M35 | Brakora, Kelly S          | W22 | Power, Scott                          | M50 | Brant, Bobby                       | M37 |
| Griffith, James M                   | M60 | Brancato, Beth            | W35 | Rager, Kim                            | W46 | Mickunas, Allison P                | W23 |
| Hanson, Erika L                     | W25 | Braverman, Gerald L       | M66 | Reidenga, Lisa B                      | W41 | Thompson, Angelina V               | W40 |
| Haynes, David A                     | M60 | Buelt, Abraham D          | M27 | Rovnan, Helene                        | W35 | <b>Total: 5</b>                    |     |
| Haynie, Dee A                       | W58 | Callahan, Jim             | M55 | Rymer, Michael C                      | M32 | <b>Vanderbilt Swim Club</b>        |     |
| Holsman, Trent T                    | M32 | Campbell, David M         | M46 | Savner, Ray                           | M26 | Erickson, John                     | M28 |
| Houston, Katy                       | W25 | Colburn, Charles          | M53 | Shake, Joe                            | M54 | Erickson, Lauren                   | W28 |
| Lentz, Graham M                     | M28 | Crosby, Ryan T            | M31 | Shockey, Kayla                        | W19 | Hellinger, John                    | M61 |
| Malasky, Martin E                   | M24 | Dauginas, Joe             | M50 | Smith, Andrew J                       | M28 | Naylor, Helen                      | W44 |
| Mc Kay, Matthew G                   | M41 | Davidson, Craig           | M57 | Smith, Erica                          | W26 | <b>Total: 4</b>                    |     |
| McKinley, Howard M                  | M91 | Davis, Jeff A             | M24 | Tapiero, Dan                          | M45 | <b>Ventura County Masters</b>      |     |
| Neuwirth, Jamie                     | M25 | Day, Nadine K             | W42 | Thoman, Henry N                       | M56 | Blatt, Cindy S                     | W59 |
| O'Donnell-McCarthy, Fiona           | W26 | Derr, Joseph P            | M33 | Toy, Kasey                            | W26 | Blatt, Michael J                   | M57 |
| Quinn, Phyllis E                    | W57 | Dugan, Travis A           | M48 | Tressler, Randi L                     | W30 | Gruber, Glenn A                    | M63 |
| Raatz, Katherine                    | W24 | Dunne, Corey              | M40 | Trimpe, Trevor E                      | M22 | Kerns, Hubie                       | M63 |
| Rudloff, Edward                     | M65 | Ellingson, Eric P         | M50 | Turk, Stephen P                       | M43 | Mc Conica, Jim                     | M62 |
| Shiosaki, Daniel T                  | M28 | Findley, Brett P          | M31 | Turner, Lisa M                        | W55 | Owens, Robert A                    | M66 |
| Talbott, Christopher J              | M26 | Fletcher, Jeff H          | M43 | Uustal, Diann B                       | W66 | Pecht, Ben T                       | M38 |
| Taylor, Jonathan B                  | M25 | Fuenmayor, Jose           | M69 | VanWinkle, Leslie M                   | W26 | Raffaelli, Larry L                 | M70 |
| Thompson, Amy W                     | W42 | Gardner, Nicole           | W43 | Vesper, Jim                           | M48 | Shaffer, Mike G                    | M47 |
| Van Horn, William G                 | M74 | Gershel, Marc S           | M41 | Vienccek, Jenifer J                   | W37 | Warmuth, Stacey                    | W56 |
| Watanabe, Naoko                     | W30 | Gibson, Christopher E     | M57 | Webb, Joseph N                        | M56 | <b>Total: 10</b>                   |     |
| Welting, Lauren K                   | W47 | Gray, Christopher A       | M53 | Wendorf, Eric E                       | M48 | <b>Virginia Masters Swim Team</b>  |     |
| <b>Total: 35</b>                    |     | Gricius, David P          | M26 | Wilcox, James R                       | M47 | Braaten, Kitten                    | W57 |
| <b>Tower 26</b>                     |     | Griffin, Jim              | M55 | Wisener, Rhett                        | M37 | Clear, Kirk W                      | M45 |
| Malison, Lindsay                    | W34 | Hale, Art                 | M71 | Workman, Scott A                      | M50 | Durrant, Betsy                     | W71 |
| <b>Total: 1</b>                     |     | Hassell, Shaakira A       | W34 | Worthen, Mark S                       | M58 | Gernstein, Terry M                 | M70 |
| <b>Tri Valley Masters</b>           |     | Havlik, John R            | M54 | <b>Total: 80</b>                      |     | Hlavacek, Ida M                    | W71 |
| Taylor, Vicki                       | W27 | Hazard, Michael J         | M44 | <b>University of Oregon Swim Club</b> |     | Holland, Dave                      | M45 |
| <b>Total: 1</b>                     |     | Hellmann, Ralph P         | M51 | Brooksby, Branden R                   | M19 | Kaufmann, Karen E                  | W48 |
| <b>Tribeach</b>                     |     | Johnson, Robert L         | M32 | Margolin, Michelle L                  | W22 | Martin, Judy                       | W70 |
| Hoffman, Kevin T                    | M56 | Kaneshiro, Knoel K        | M45 | Miller, Lindsay                       | W20 | Meyer, Edgar A                     | M69 |
| <b>Total: 1</b>                     |     | King, Emily               | W21 | Morley, Kyle G                        | M19 | Mickunas, Karen P                  | W58 |
| <b>Trillium Y Masters Swim Club</b> |     | King, Tyler J             | M25 | Oldenkamp, Adam J                     | M20 | Miller, Jim W                      | M62 |
| Straka, Peter                       | M70 | Le Bourgeois, John Y      | M75 | Oreizi, Justin D                      | M23 | Miller, Patricia M                 | W52 |
| <b>Total: 1</b>                     |     | Leatherwood, Jeffrey S    | M45 | Robinson, April K                     | W23 | Schreiner, Beth                    | W72 |
| <b>Tulsa Masters Swim Club</b>      |     | LeBourgeois, Louise       | W49 | Sinclair, Katelyn N                   | W18 | Speer, Nancy                       | W50 |
| Callan, Sean P                      | M43 | LoCascio, Jim             | M43 | Watling, Carolyn                      | W20 | Van Horn Pate, Val R               | W50 |
| Gillman, Andrea                     | W45 | Luptak, Alexandra         | W27 | <b>Total: 9</b>                       |     | Vaughn, David R                    | M48 |
| Powers, Matt G                      | M66 | Mann, Chris M             | M23 | <b>University of San Francisco Ma</b> |     | Walker, Laura S                    | W75 |
|                                     |     | Masson, Martin            | M51 | Ewing, Jack                           | M52 | <b>Total: 17</b>                   |     |

**THE 2012 U.S. MEN'S OLYMPIC SWIMMING TEAM WAS THE MOST SUCCESSFUL IN THE LAST 30 YEARS.**

**40% OF THEM WERE USING P2LIFE.**

*"P2Life's Nutriboost was very important to me during my comeback to make the 2012 U.S. Olympic team. I was able to recover much quicker between gruelling workouts. Simply put - I was able to work harder. It was no surprise that nine of my Olympic teammates were also taking Nutriboost."*

- Brendan Hansen  
2012 US Olympic Swimming Team Captain,  
Three-time Olympic Gold Medalist



**We are extremely proud to be a new sponsor of U.S. Masters Swimming. Come by and sample Nutriboost at P2Life's booth during the Spring Nationals.**



**Buy Any Flavor of Nutriboost™ Shake,  
Get a Second Nutriboost Shake FREE**

**Orders must be placed on [www.P2Life.net/USMS](http://www.P2Life.net/USMS)**

Every order placed on [www.P2Life.net/USMS](http://www.P2Life.net/USMS) will result in a donation to the *Swimming Saves Lives Foundation*.

Offer expires June 30, 2013

**P2LIFE™**

PERFORMANCE NUTRITION

# Athlete Roster – By Club

| Name                                  | Age | Name                               | Age | Name                              | Age | Name | Age |
|---------------------------------------|-----|------------------------------------|-----|-----------------------------------|-----|------|-----|
| <b>Wahoos of Ocala</b>                |     | Clark, David L                     | M55 | Coellner, Deb S                   | W62 |      |     |
| Hunte, Howard                         | M33 | Conley, Scott                      | M43 | Coellner, Denison S               | M61 |      |     |
| Hunte, Jarrod A                       | M29 | Corris, Robert B                   | M68 | Davis, Ross C                     | M46 |      |     |
| Hunte, Rod C                          | M31 | Dallmann, David D                  | M34 | Glass, Mark W                     | M38 |      |     |
| Hunter, Austin J                      | M22 | Dillon Stewart, Jane E             | W70 | Koch Davis, Laura K               | W36 |      |     |
| <b>Total: 4</b>                       |     | Ehrke, Nancy L                     | W59 | Roberts, Brent                    | M51 |      |     |
| <b>Wahoos of Wellington Masters</b>   |     | Fitzgerald, Linda                  | W42 | <b>Total: 6</b>                   |     |      |     |
| Garza, Richard J                      | M25 | Fochios, Dean T                    | M59 | <b>Zen Masters</b>                |     |      |     |
| Matsumura, LeAnn H                    | W40 | Hall, Julie A                      | W44 | Thomas, Nate                      | M75 |      |     |
| <b>Total: 2</b>                       |     | Hoganson, Robert B                 | M55 | <b>Total: 1</b>                   |     |      |     |
| <b>Walnut Creek Masters</b>           |     | Holland, David A                   | M54 | <b>Zionsville Aquatic Masters</b> |     |      |     |
| Duggan, Karen L                       | W42 | Kaiser, Carl J                     | M25 | Anderson, Grant                   | M32 |      |     |
| Rasmussen, Christian S                | M34 | Katzman, Debbie                    | W46 | Brown, Lisa L                     | W50 |      |     |
| <b>Total: 2</b>                       |     | Kimble, Karen C                    | W51 | Donovan, Patrick                  | M45 |      |     |
| <b>Warrenton Masters Swim Team</b>    |     | Knox, Kurt                         | M45 | Mattingly, Denny W                | M58 |      |     |
| Convis, Bradley A                     | M51 | Knox, Terri                        | W44 | Strickland, Erin M                | W37 |      |     |
| <b>Total: 1</b>                       |     | Knuth, Clark A                     | M64 | <b>Total: 5</b>                   |     |      |     |
| <b>West Hollywood Aquatics</b>        |     | Kranpitz, Nancy                    | W68 |                                   |     |      |     |
| Camacho, Raymond E                    | M48 | Larkin, Mark W                     | M41 |                                   |     |      |     |
| Ferguson, Daniel B                    | M46 | May, George                        | M75 |                                   |     |      |     |
| Johansson, Kenneth R                  | M44 | May, Jennifer L                    | W44 |                                   |     |      |     |
| Karlin, Olivia                        | W49 | Millholland, Carl                  | M60 |                                   |     |      |     |
| Vucinich, Elizabeth A                 | W32 | Minkey, Donald J                   | M45 |                                   |     |      |     |
| <b>Total: 5</b>                       |     | Moder, Joanne E                    | W75 |                                   |     |      |     |
| <b>Westloop Athletic Club Masters</b> |     | Murray, Mike                       | M62 |                                   |     |      |     |
| Bernal, Genevieve M                   | W33 | Mykleby, Geoff L                   | M60 |                                   |     |      |     |
| Boeke, Lonny                          | M35 | Newcomer, Zach S                   | M37 |                                   |     |      |     |
| Cook, Daniel A                        | M34 | Paulsen, Curtis A                  | M53 |                                   |     |      |     |
| Kerekjarto, Tamas                     | M33 | Perez, Esmeralda                   | W18 |                                   |     |      |     |
| Madeira, Isabel                       | W26 | Perez, Octavio                     | M35 |                                   |     |      |     |
| Mitchell, Justin W                    | M37 | Perez, Sarah M                     | W37 |                                   |     |      |     |
| Scott, Ryan C                         | M35 | Pettersson, Carolyn A              | W36 |                                   |     |      |     |
| Sheehan, Nichole                      | W34 | Pfaltzgraff, Mark                  | M51 |                                   |     |      |     |
| Sorget, Genna                         | W32 | Reinke, Carol J                    | W76 |                                   |     |      |     |
| Weigand, TJ                           | M40 | Russell, Fred W                    | M65 |                                   |     |      |     |
| <b>Total: 10</b>                      |     | Schneider, Erin E                  | W34 |                                   |     |      |     |
| <b>Wind-n-Sea Masters Swimming</b>    |     | Schneider, Mary P                  | W60 |                                   |     |      |     |
| Whitley, John K                       | M70 | Seidler, Jeanne E                  | W66 |                                   |     |      |     |
| <b>Total: 1</b>                       |     | Seidler, Mindy E                   | W33 |                                   |     |      |     |
| <b>Winter Haven Masters Swim Team</b> |     | Settimi, Nora                      | W42 |                                   |     |      |     |
| Oliva, Stepan                         | M46 | Severance, David A                 | M50 |                                   |     |      |     |
| <b>Total: 1</b>                       |     | Sinitz, Cheryl                     | W44 |                                   |     |      |     |
| <b>Wisconsin Masters Aquatic Club</b> |     | Sinitz, John                       | M46 |                                   |     |      |     |
| Alioto, Laurie J                      | W55 | Stich, Chris S                     | W36 |                                   |     |      |     |
| Bauman, John H                        | M82 | Stich, Darryl D                    | M37 |                                   |     |      |     |
| Biles, James B                        | M52 | Sturm, Mike                        | M47 |                                   |     |      |     |
| Blommel, Gregory G                    | M53 | Van Cleave, Julie M                | W54 |                                   |     |      |     |
| Christenson, Candy J                  | W66 | Watts, David T                     | M60 |                                   |     |      |     |
|                                       |     | Winters, Alison M                  | W33 |                                   |     |      |     |
|                                       |     | <b>Total: 54</b>                   |     |                                   |     |      |     |
|                                       |     | <b>Woodlands Masters Swim Team</b> |     |                                   |     |      |     |

# Day 1 – Thursday, May 9

---

## Warm-up

6:30 a.m.-7:50 a.m.

## Check-in Deadlines for Day 1

The 1000 free and 1650 free are positive check-in events. Check-in may be done in person at the registration area or online at [usms.org](http://usms.org).

|               |                |           |
|---------------|----------------|-----------|
| Thurs., May 9 | 1000 freestyle | 7:00 a.m. |
|               | 1650 freestyle | 9:00 a.m. |

### PLEASE NOTE:

If you do not check in by the deadline, you will not be seeded; there are no exceptions.

## Meet Start Time

8:00 a.m.

| Men         | Event          | Women       |
|-------------|----------------|-------------|
| 1/2 (mixed) | 1000 freestyle | 1/2 (mixed) |
| 3/4 (mixed) | 1650 freestyle | 3/4 (mixed) |

## Entry Deadline for Day 2 (Friday) Relays

Relays must be turned in at the relay desk.

|               |                           |           |
|---------------|---------------------------|-----------|
| Thurs., May 9 | 200 mixed freestyle relay | 3:00 p.m. |
|---------------|---------------------------|-----------|

**2013 USMS Spring National Championships, Sanction #: 163-S001**

**IU Natatorium, Indianapolis**

**Psych Sheet**

**#1 Men 1000 Yard Freestyle**

| Name                        | Age | Club | Seed Time |
|-----------------------------|-----|------|-----------|
| 1 Eickhoff, Randy M         | 47  | SCA  | 10:04.01  |
| 2 Dawkins, Adam S           | 37  | SWIN | 10:04.77  |
| 3 Gaines, Billy             | 32  | LVM  | 10:08.27  |
| 4 Michaels, Stephen R       | 35  | BUMS | 10:12.02  |
| 5 Dyer, Dustin M            | 19  | NCMS | 10:12.30  |
| 6 Owen, Jason L             | 32  | CSPM | 10:15.67  |
| 7 Halbert, Jeffrey B        | 38  | INDY | 10:19.55  |
| 8 Alley, David W            | 38  | TXLA | 10:22.98  |
| 9 Carroll, Stewart A        | 43  | RAM  | 10:29.62  |
| 10 Altman-Kurosaki, Jonas Y | 24  | AGUA | 10:30.00  |
| 11 Paushter, Matthew K      | 33  | BUMS | 10:33.50  |
| 12 Melanson, Edward L       | 50  | CMS  | 10:38.05  |
| 13 Shake, Scott D           | 55  | ARIZ | 10:39.00  |
| 14 Martin, Chris D          | 46  | NCMS | 10:39.99  |
| 15 Albino, Jorge E          | 38  | SYSM | 10:40.00  |
| 16 Lucero, Michael D        | 42  | ROSE | 10:41.34  |
| 17 Tidmarsh, George F       | 53  | AHSM | 10:44.00  |
| 18 Doherty, Kevin J         | 39  | CMS  | 10:44.67  |
| 19 Mc Conica, Jim           | 62  | VCM  | 10:47.42  |
| 20 Nemesi, Joey V           | 19  | ARKM | 10:50.51  |
| 21 Holland, Dave            | 45  | VMST | 10:51.75  |
| 22 Birnrich, Chris L        | 49  | NAM  | 10:54.00  |
| 23 Buerger, Dan             | 45  | PTMS | 10:58.00  |
| 24 Ritter, James H          | 56  | CSMT | 10:59.00  |
| 25 Seibt, Andreas K         | 55  | IM   | 11:00.00  |
| 26 Lehr, Gunner F           | 40  | NAM  | 11:00.00  |
| 27 Callahan, Jim            | 55  | UNAT | 11:05.44  |
| 28 Stephenson, Dan          | 56  | ROSE | 11:08.00  |
| 29 Karas, Paul G            | 57  | MICH | 11:10.00  |
| 30 Gričius, David P         | 26  | UNAT | 11:10.07  |
| 31 Sax, William C           | 44  | GMUP | 11:10.90  |
| 32 Shaheen, Luke            | 24  | SYSM | 11:19.23  |
| 33 O'Dea, Evan              | 28  | DOC  | 11:19.97  |
| 34 Keenan, George W         | 59  | IM   | 11:20.55  |
| 35 Cordero, Billy           | 45  | CHGO | 11:20.96  |
| 36 Wilcox, John             | 49  | LIB  | 11:30.00  |
| 37 Holmes, Robert C         | 50  | SKY  | 11:30.00  |
| 38 Hopson, Bruce E          | 47  | SLAM | 11:32.00  |
| 39 Mitchinson, Dean T       | 44  | SYSM | 11:40.50  |
| 40 Rushman, CJ              | 41  | SKY  | 11:51.99  |
| 41 Henkel, Scott            | 38  | BUMS | 11:55.00  |
| 42 Jent, Daniel E           | 35  | ALEX | 11:55.76  |
| 43 Matysek, Jim             | 53  | SYSM | 11:55.98  |
| 44 Brant, Bobby             | 37  | VALM | 11:56.00  |
| 45 Jaskot, Brian R          | 34  | ALEX | 11:56.09  |
| 46 Edwards, Andy            | 49  | IAMA | 11:56.09  |
| 47 Thompson, Frank L        | 61  | MICH | 12:00.00  |
| 48 Ford, Eric               | 36  | MTSC | 12:00.00  |
| 49 Morris, Richard L        | 49  | NAM  | 12:00.00  |
| 50 Kennedy, Andrew J        | 45  | MICH | 12:01.56  |
| 51 Ruch, Steve R            | 50  | MICH | 12:03.00  |
| 52 Dunne, Corey             | 40  | UNAT | 12:05.11  |
| 53 Blumenthal, Jeffrey S    | 59  | CHGO | 12:09.25  |
| 54 Rudloff, Edward          | 65  | TOC  | 12:11.05  |
| 55 Stevens, Craig W         | 60  | 1776 | 12:15.00  |
| 56 Couch, Bob E             | 66  | SYSM | 12:16.20  |
| 57 Singleton, Marcus G      | 24  | UTAH | 12:20.21  |
| 58 Halvorson, John T        | 22  | HMS  | 12:25.13  |

|                         |    |      |          |
|-------------------------|----|------|----------|
| 59 Tribuzi, Scot B      | 55 | O*H* | 12:26.34 |
| 60 Purdie, James L      | 60 | NAM  | 12:30.00 |
| 61 Borsuk, Edward J     | 60 | O*H* | 12:32.02 |
| 62 Hendrick, Marty      | 55 | SFTL | 12:33.77 |
| 63 Hoffman, Kevin T     | 56 | TBH  | 12:37.71 |
| 64 Jack, Michael        | 56 | MOVY | 12:40.00 |
| 65 Landis, Tom          | 71 | OREG | 12:40.00 |
| 66 Oreizi, Justin D     | 23 | DUCK | 12:50.00 |
| 67 Peyton, Mike W       | 57 | OREG | 12:51.91 |
| 68 Arneson, Gaard       | 65 | MICH | 12:58.20 |
| 69 Thompson, Jim M      | 61 | INDY | 12:59.40 |
| 70 Cleary, Kevin H      | 29 | OREG | 13:00.00 |
| 71 Kaiser, Carl J       | 25 | WMAC | 13:00.00 |
| 72 Ashmore, Chad B      | 31 | NKSM | 13:02.83 |
| 73 Rodefelf, Gary H     | 59 | EAM  | 13:05.00 |
| 74 Paushter, Stephen L  | 61 | BUMS | 13:19.00 |
| 75 Sterne, Erik A       | 60 | ROSE | 13:19.62 |
| 76 McColly, Michael     | 67 | PSM  | 13:20.00 |
| 77 Durieux, Chad A      | 33 | ROSE | 13:20.00 |
| 78 Cabbage, Sean M      | 41 | MICH | 13:25.36 |
| 79 Watts, David T       | 60 | WMAC | 13:42.42 |
| 80 Lintz, Steve         | 62 | SNM  | 13:42.54 |
| 81 Mattingly, Dan       | 49 | SKY  | 13:50.00 |
| 82 Long, Robert         | 65 | IM   | 14:05.44 |
| 83 Lokensgard, Erik     | 70 | MICH | 14:30.00 |
| 84 Smith, Richard K     | 67 | EAM  | 14:31.00 |
| 85 McDonnell, Michael P | 28 | LIB  | 14:32.29 |
| 86 Miller, Jim W        | 62 | VMST | 14:45.00 |
| 87 Hamada, Ahmed G      | 74 | GOLD | 14:57.94 |
| 88 Mennen, Marty A      | 76 | INDY | 15:00.00 |
| 89 Johansson, Kenneth R | 44 | WH2O | 15:00.00 |
| 90 Shaw, James F        | 72 | RINC | 15:05.00 |
| 91 Good, Larry A        | 79 | SLAM | 15:10.00 |
| 92 Jones, Burwell       | 80 | SYSM | 15:20.00 |
| 93 Osborne, Oz          | 67 | ELG  | 15:24.01 |
| 94 Davidson, Wallace N  | 60 | SLAM | 15:50.77 |
| 95 Boyle, Michael F     | 61 | RMST | 16:35.18 |
| 96 Kilroy, Thomas J     | 70 | ADMS | 17:00.83 |
| 97 Medici, John C       | 75 | O*H* | 17:08.00 |
| 98 Blake, William V     | 76 | MOST | 17:27.29 |
| 99 Lockwood, Joel M     | 78 | MICH | 17:30.00 |
| 100 Brown, Paul P       | 62 | ELG  | 18:07.04 |
| 101 Morley, Albert A    | 75 | MICH | 19:00.00 |
| 102 Conkey, Jim         | 81 | SNM  | 19:07.05 |
| 103 Hardwick, David M   | 61 | DAS  | 19:55.10 |
| 104 Ellis, Richard      | 80 | AGUA | 21:40.00 |
| 105 Larson, E Ole       | 92 | NCMS | 23:18.76 |
| 106 Keefe, Edward K     | 74 | NAST | 30:00.10 |

**#2 Women 1000 Yard Freestyle**

| Name                | Age | Club | Seed Time |
|---------------------|-----|------|-----------|
| 1 Whitney, Ashley   | 33  | EXCL | 10:45.00  |
| 2 Kelsey, Jane M    | 37  | LRC  | 10:53.89  |
| 3 Liberty, Laurel M | 31  | LIB  | 11:19.31  |
| 4 Werner, Haleigh A | 44  | PSM  | 11:20.00  |
| 5 Jones, Eney       | 52  | DAMM | 11:22.12  |
| 6 Sobecki, Megan E  | 27  | INDY | 11:22.52  |
| 7 Nieto, Alexandra  | 40  | SKY  | 11:29.85  |
| 8 Zinsli, Samantha  | 25  | AKMS | 11:30.00  |
| 9 Kopacka, Ryann    | 24  | GAJA | 11:31.39  |
| 10 Day, Nadine K    | 42  | UNAT | 11:34.06  |

|                            |    |      |          |
|----------------------------|----|------|----------|
| 11 Najjar, Ellie S         | 51 | CMS  | 11:34.14 |
| 12 Bunnell, Christie       | 20 | UTAH | 11:42.94 |
| 13 Klestinec, Robin L      | 51 | NAM  | 11:43.73 |
| 14 Dombkowski, Susan E     | 47 | MICH | 11:45.90 |
| 15 Gallagher, Kathy        | 48 | ARIZ | 11:46.30 |
| 16 Adams, Kari S           | 47 | LVM  | 11:54.52 |
| 17 Shuck, Susie            | 47 | INDY | 11:55.00 |
| 18 Robinson, April K       | 23 | DUCK | 11:59.99 |
| 19 Rawlins, Laura M        | 34 | IM   | 12:03.36 |
| 20 Moore, Katie M          | 25 | MVN  | 12:04.38 |
| 21 Warmuth, Stacey         | 56 | VCM  | 12:08.50 |
| 22 Guerrero, Jill S        | 40 | MICH | 12:10.00 |
| 23 Grilli, Tracy L         | 56 | NEM  | 12:15.04 |
| 24 Gregory, Ellen D        | 49 | INDY | 12:17.00 |
| 25 Texel, Paula M          | 42 | SPM  | 12:21.74 |
| 26 Gutgsell, Kristin E     | 42 | SWIN | 12:24.04 |
| 27 Alioto, Laurie J        | 55 | WMAC | 12:30.00 |
| 28 Van Horn Pate, Val R    | 50 | VMST | 12:30.16 |
| 29 Hamel, Laura            | 48 | SYSM | 12:30.83 |
| 30 Colombo, Paula C        | 44 | MICH | 12:35.00 |
| 31 Bartek, Mary C          | 49 | LSSC | 12:42.88 |
| 32 Ritter, Susan M         | 56 | CSMT | 12:45.00 |
| 33 Pfluedderer, Debbie     | 43 | NAST | 12:45.22 |
| 34 Brink, Opal E           | 18 | QMST | 12:46.35 |
| 35 Stokes, Karin E         | 52 | NEM  | 12:51.46 |
| 36 Dank, Annie             | 33 | MINN | 12:53.07 |
| 37 Beeman, Ashley C        | 41 | CONN | 12:54.23 |
| 38 Cantrell, Connie S      | 42 | MICH | 12:55.79 |
| 39 Miller, Celeste         | 63 | SNM  | 12:58.00 |
| 40 Rothenberg, Diane F     | 60 | O*H* | 13:00.00 |
| 41 Klein, Stephanie M      | 30 | PMST | 13:00.00 |
| 42 MacGreggor, Maria C     | 42 | MICH | 13:00.05 |
| 43 Irish Bostic, Linda     | 49 | NCMJ | 13:01.92 |
| 44 Jensen, Sue             | 52 | NEM  | 13:01.94 |
| 45 Davies, Patti           | 30 | INDY | 13:02.38 |
| 46 Gernert, Karen J        | 42 | INDY | 13:13.61 |
| 47 Lowder, Kaitlyn         | 20 | PSM  | 13:19.95 |
| 48 Murakowski, Courtenay E | 50 | ISWM | 13:20.00 |
| 49 Shuck, Anna             | 19 | INDY | 13:30.50 |
| 50 Watts, Sue N            | 58 | 1776 | 13:50.69 |
| 51 Marvin, Linda L         | 39 | INDY | 13:53.75 |
| 52 Tourtual, Dorothy M     | 62 | BUMS | 13:57.06 |
| 53 Hyre, Susan P           | 54 | FXCM | 14:00.00 |
| 54 Sullivan, Suna          | 46 | PSM  | 14:00.00 |
| 55 Braaten, Kitten         | 57 | VMST | 14:08.87 |
| 56 Perfall, Betty M        | 55 | FXCM | 14:10.00 |
| 57 Fisher Campbell, Anne E | 60 | INDY | 14:23.05 |
| 58 Cohen, Rachel F         | 35 | REDT | 14:26.43 |
| 59 Fitzgerald, Linda       | 42 | WMAC | 14:47.66 |
| 60 Hasbrook, Sally         | 64 | INDY | 15:00.00 |
| 61 Ventura, Rosa V         | 65 | SFTL | 15:04.86 |
| 62 McDaniel, Georgia       | 66 | IM   | 15:07.22 |
| 63 Werner, Kelly           | 33 | BUMS | 15:30.00 |
| 64 Pohlmann, Mary M        | 68 | SLAM | 15:56.41 |
| 65 Myers, Trisha A         | 28 | ROSE | 16:00.00 |
| 66 Pawley-Kennedy, Irene K | 45 | MICH | 16:05.99 |
| 67 Frayne, Anne M          | 59 | UAR  | 16:35.16 |
| 68 Weston, Susan E         | 62 | SDSM | 16:40.10 |
| 69 Kaufmann, Karen E       | 48 | VMST | 16:43.26 |
| 70 Schueckler, Leslie      | 57 | BSM  | 16:52.28 |
| 71 Tyler, Sarah L          | 68 | SNM  | 17:00.91 |



**2013 USMS Spring National Championships, Sanction #: 163-S001**  
**IU Natatorium, Indianapolis**  
**Psych Sheet**

**#4 ... (Women 1650 Yard Freestyle)**

|    |                       |         |          |
|----|-----------------------|---------|----------|
| 59 | Rokich, Karen A       | 54 ANBM | 23:56.79 |
| 60 | Hunt, Amanda          | 43 IM   | 23:58.14 |
| 61 | Kavanagh, Suzanne     | 50 NEM  | 24:00.00 |
| 62 | Helgesen, Kelsey L    | 22 ROSE | 24:00.00 |
| 63 | Lyman, Carolyn B      | 62 UTAH | 24:04.18 |
| 64 | Caves, Judy F         | 53 CHAR | 24:12.97 |
| 65 | Kregor, Janice        | 56 SKY  | 24:24.78 |
| 66 | Miller, Patricia M    | 52 VMST | 24:32.16 |
| 67 | Gortowski, Debbie A   | 56 IM   | 24:40.00 |
| 68 | Huang, Chi-Ying       | 41 ROSE | 24:45.15 |
| 69 | Montrella, Beverly J  | 66 MVN  | 25:03.35 |
| 70 | Walker, Robin         | 57 NAST | 25:15.10 |
| 71 | Feather, Shawn M      | 52 AGM  | 25:32.09 |
| 72 | Johnson, Jan C        | 58 INDY | 25:45.00 |
| 73 | Volz, Kristin R       | 39 SFTL | 25:48.31 |
| 74 | Callaway, Linda       | 60 MOST | 26:06.63 |
| 75 | Baldwin, Tricia A     | 22 SKY  | 26:30.08 |
| 76 | Tanimura, Laurie B    | 60 IM   | 27:00.00 |
| 77 | Moore, Mary           | 56 MGM  | 27:00.00 |
| 78 | Casey, Kathrine J     | 64 PSM  | 27:01.69 |
| 79 | Stengel, Alta F       | 62 SDSM | 27:07.55 |
| 80 | Durrant, Betsy        | 71 VMST | 27:30.55 |
| 81 | Oberg, Jane G         | 75 CMS  | 27:30.60 |
| 82 | Twomey, Maura         | 56 NEM  | 27:39.36 |
| 83 | Bayless, Jerrilynn    | 51 THT  | 27:51.60 |
| 84 | Wan, Shulamite        | 29 INDY | 28:22.21 |
| 85 | Eastridge, Joannie W  | 58 MICH | 28:37.67 |
| 86 | Burfeind, Betty       | 66 IM   | 29:00.00 |
| 87 | Shockro, Ellen K      | 70 MESC | 30:15.59 |
| 88 | Catlin, Vicki         | 68 SKY  | 32:00.00 |
| 89 | Johnston, Jessica E   | 46 ISWM | 33:00.00 |
| 90 | Schmaltz, Elizabeth R | 33 MICH | 33:25.00 |
| 91 | Martin, Judy          | 70 VMST | 33:30.00 |
| 92 | Huber, Jessica E      | 42 ISWM | 35:00.00 |
| 93 | Hunt, Ann E           | 73 MICH | 35:56.80 |

# Day 2—Friday, May 10

## Warm-up

6:30 a.m.-7:50 a.m.

## Check-in Deadline for Day 2

The 400 IM is a positive check-in event. Check-in may be done in person at the registration area or online at [usms.org](http://usms.org).

|              |        |           |
|--------------|--------|-----------|
| Fri., May 10 | 400 IM | 7:00 a.m. |
|--------------|--------|-----------|

### PLEASE NOTE:

If you do not check in by the deadline, you will not be seeded; there are no exceptions.

## Meet Start Time

8:00 a.m.

| Men   | Event                | Women |
|---|----------------------|-------|
| 5   | 400 IM               | 6     |
| 30 minute warm-up in competition pool         |                      |       |
| Ransom Arthur Award presentation (10 minutes) |                      |       |
| 7   | 50 backstroke        | 8     |
| 9   | 200 freestyle        | 10    |
| 11  | 50 breaststroke      | 12    |
| 13  | 200 butterfly        | 14    |
| 15  | 200 mixed free relay | 15    |

## Entry Deadline for Day 3 (Saturday) Relays

Relays must be turned in at the relay desk.

|              |                             |           |
|--------------|-----------------------------|-----------|
| Fri., May 10 | 200 mixed medley relay      | 3:00 p.m. |
|              | women's 200 freestyle relay |           |
|              | men's 200 freestyle relay   |           |



**2013 USMS Spring National Championships, Sanction #: 163-S001**

**IU Natatorium, Indianapolis**

**Psych Sheet - Friday, May 10, 2013**

**#5 Men 400 Yard IM**

| Name                   | Age | Club | Seed    | Time |
|------------------------|-----|------|---------|------|
| 1 Christensen, Eric B  | 38  | BDO  | 4:03.43 |      |
| 2 Kerekjarto, Tamas    | 33  | WLAC | 4:08.70 |      |
| 3 Davis, Ross C        | 46  | WMST | 4:17.18 |      |
| 4 Solano, Abraham E    | 43  | SKY  | 4:22.98 |      |
| 5 Lucero, Michael D    | 42  | ROSE | 4:25.09 |      |
| 6 Eickhoff, Randy M    | 47  | SCA  | 4:25.67 |      |
| 7 Andersen, Morten     | 42  | NCMS | 4:26.04 |      |
| 8 Halbert, Jeffrey B   | 38  | INDY | 4:28.36 |      |
| 9 Werner, David F      | 34  | BUMS | 4:30.00 |      |
| 10 Doherty, Kevin J    | 39  | CMS  | 4:30.37 |      |
| 11 Holland, Dave       | 45  | VMST | 4:31.12 |      |
| 12 Mc Kay, Matthew G   | 41  | TOC  | 4:31.50 |      |
| 13 Owen, Jason L       | 32  | CSPM | 4:32.64 |      |
| 14 Erwin, Jeff T       | 48  | BLU  | 4:33.15 |      |
| 15 Lau, Jonathan A     | 27  | CSPM | 4:33.15 |      |
| 16 Nelson, Kirk        | 43  | PSM  | 4:33.24 |      |
| 17 Hartsock, Steve J   | 39  | CHGO | 4:33.27 |      |
| 18 Colella, Rick       | 61  | PSM  | 4:33.96 |      |
| 19 Kendig, Jamie M     | 32  | SYSM | 4:34.51 |      |
| 20 Adams, James A      | 35  | HMS  | 4:35.35 |      |
| 21 Lehr, Gunner F      | 40  | NAM  | 4:35.65 |      |
| 22 Scott, Greg C       | 53  | CMS  | 4:35.69 |      |
| 23 Case, Alex R        | 24  | ART  | 4:35.95 |      |
| 24 Melanson, Edward L  | 50  | CMS  | 4:38.95 |      |
| 25 Stori, Mark D       | 47  | CHGO | 4:40.00 |      |
| 26 Hunte, Rod C        | 31  | WOO  | 4:40.05 |      |
| 27 Freed, Zachary      | 27  | MOST | 4:40.57 |      |
| 28 Kline, Travis L     | 33  | PHX  | 4:40.69 |      |
| 29 Scott, Jamie L      | 31  | BUMS | 4:40.98 |      |
| 30 Malony, Shawn       | 23  | SKY  | 4:42.04 |      |
| 31 Alban, Doug M       | 26  | NBAC | 4:42.13 |      |
| 32 Swick, John T       | 29  | ARIZ | 4:42.89 |      |
| 33 Shake, Scott D      | 55  | ARIZ | 4:43.00 |      |
| 34 Mackenroth, Jack    | 44  | TNYA | 4:43.84 |      |
| 35 Morgan, Andrew A    | 27  | CSPM | 4:45.00 |      |
| 36 Hildebrand, David R | 42  | TNYA | 4:45.00 |      |
| 37 Lee, Lawrence B     | 44  | NCMS | 4:45.36 |      |
| 38 Mann, Chris M       | 23  | UNAT | 4:45.55 |      |
| 39 Greenwood, Scott C  | 35  | TOC  | 4:45.69 |      |
| 40 Hancock, Thomas     | 49  | RATS | 4:45.77 |      |
| 41 Paushter, Matthew K | 33  | BUMS | 4:45.92 |      |
| 42 Garza, Richard J    | 25  | WOW  | 4:46.44 |      |
| 43 Crawford, Eric J    | 28  | ART  | 4:46.54 |      |
| 44 Johnson, Luke B     | 30  | FSTM | 4:46.65 |      |
| 45 Halley, Franklin M  | 55  | DAS  | 4:46.82 |      |
| 46 Maydak, Jeffrey M   | 39  | NAST | 4:47.59 |      |
| 47 Wharton, Dave L     | 43  | NAM  | 4:48.41 |      |
| 48 Honeycutt, Chase    | 18  | NAM  | 4:49.50 |      |
| 49 Jackson, Scott J    | 38  | NOVA | 4:49.99 |      |
| 50 Lathrop, George R   | 39  | INDY | 4:50.00 |      |
| 51 Shope, Jon          | 47  | INDY | 4:50.00 |      |
| 52 Jenkins, Timothy J  | 51  | IM   | 4:51.00 |      |
| 53 Wasserman, Neil R   | 58  | O*H* | 4:51.22 |      |
| 54 Hopson, Bruce E     | 47  | SLAM | 4:54.37 |      |
| 55 Biles, James B      | 52  | WMAC | 4:54.62 |      |
| 56 Ellis, Andrew F     | 44  | TERR | 4:55.00 |      |
| 57 Koch, Charles J     | 33  | SKY  | 4:55.85 |      |
| 58 Shepherd, David R   | 57  | MICH | 4:58.00 |      |

|                         |    |      |         |  |
|-------------------------|----|------|---------|--|
| 59 Houchens, Jeremy     | 43 | CON  | 4:58.32 |  |
| 60 Hamilton, Nathan     | 44 | SNM  | 4:58.47 |  |
| 61 Callahan, Jim        | 55 | UNAT | 4:58.77 |  |
| 62 Hemmerle, Jamie      | 57 | 1776 | 5:00.00 |  |
| 63 Seibt, Andreas K     | 55 | IM   | 5:00.00 |  |
| 64 Morris, Richard L    | 49 | NAM  | 5:00.00 |  |
| 65 Phillips, Daniel L   | 50 | PSM  | 5:00.00 |  |
| 66 Wendorf, Eric E      | 48 | UNAT | 5:01.30 |  |
| 67 Karren, Kelly S      | 39 | UTAH | 5:01.50 |  |
| 68 Carl, Scott A        | 41 | IM   | 5:01.64 |  |
| 69 Brown, Phil          | 52 | NEM  | 5:09.91 |  |
| 70 Holmes, Robert C     | 50 | SKY  | 5:10.00 |  |
| 71 Pfaltzgraff, Mark    | 51 | WMAC | 5:10.01 |  |
| 72 Wendt, George F      | 65 | CHGO | 5:14.62 |  |
| 73 Ursu, Andrei H       | 55 | ELG  | 5:14.92 |  |
| 74 Kerns, Hubie         | 63 | VCM  | 5:16.52 |  |
| 75 Clark, David L       | 55 | WMAC | 5:16.54 |  |
| 76 Thornton, James      | 60 | 1776 | 5:17.99 |  |
| 77 Wilczak, Tom         | 52 | ELG  | 5:18.00 |  |
| 78 Jones, Judd          | 55 | GAJA | 5:20.70 |  |
| 79 Knowles, Andy        | 58 | SWIF | 5:20.75 |  |
| 80 Bright, David        | 60 | NEM  | 5:21.13 |  |
| 81 Couch, Bob E         | 66 | SYSM | 5:22.37 |  |
| 82 Batizy, Arpad        | 61 | O*H* | 5:27.36 |  |
| 83 Childs, Lee          | 64 | GOLD | 5:28.91 |  |
| 84 Miller, Douglas K    | 66 | INDY | 5:30.00 |  |
| 85 Hendrick, Marty      | 55 | SFTL | 5:30.88 |  |
| 86 Birmelin, Noah       | 38 | MICH | 5:32.86 |  |
| 87 Phillips, Mike       | 56 | EXCL | 5:32.99 |  |
| 88 Thompson, Frank L    | 61 | MICH | 5:33.27 |  |
| 89 Landis, Tom          | 71 | OREG | 5:34.00 |  |
| 90 Huneke, Jan C        | 59 | SKY  | 5:38.02 |  |
| 91 Aumiller, Joe        | 55 | MICH | 5:42.62 |  |
| 92 Cabbage, Sean M      | 41 | MICH | 5:45.00 |  |
| 93 Warner, Frank        | 64 | PSM  | 5:45.00 |  |
| 94 Pegues, Lex          | 52 | ELG  | 5:46.24 |  |
| 95 Kennedy, James B     | 61 | CMAM | 5:49.34 |  |
| 96 Campbell, Chris      | 52 | MVM  | 5:50.00 |  |
| 97 Freshley, Mike R     | 72 | SDSM | 5:51.56 |  |
| 98 Mange, James L       | 55 | PSM  | 5:51.79 |  |
| 99 Heaney, Steven       | 49 | MICH | 5:53.00 |  |
| 100 Bly, Phillip M      | 60 | INDY | 5:56.00 |  |
| 101 Paushter, Stephen L | 61 | BUMS | 5:57.59 |  |
| 102 Bovard, Ralph S     | 60 | MINN | 5:59.20 |  |
| 103 Lawrie, Jim         | 66 | SNM  | 6:00.00 |  |
| 104 Millholland, Carl   | 60 | WMAC | 6:01.28 |  |
| 105 Wolfe, Artie        | 73 | CMS  | 6:02.00 |  |
| 106 Arneson, Gaard      | 65 | MICH | 6:05.10 |  |
| 107 Holove, Victor R    | 52 | NAST | 6:06.58 |  |
| 108 Lokensgard, Erik    | 70 | MICH | 6:10.00 |  |
| 109 Shastid, Jon        | 65 | SKY  | 6:20.00 |  |
| 110 Walters, Mark C     | 60 | GERM | 6:21.00 |  |
| 111 Good, Larry A       | 79 | SLAM | 6:35.40 |  |
| 112 Hunt, Larry         | 65 | SKY  | 6:35.62 |  |
| 113 Osborne, Oz         | 67 | ELG  | 6:43.64 |  |
| 114 Rupert, Bill        | 70 | MESC | 7:11.29 |  |
| 115 Corris, Robert B    | 68 | WMAC | 7:15.00 |  |
| 116 Stolz, Hal F        | 78 | GAJA | 7:16.96 |  |
| 117 Schein, Howard K    | 68 | IM   | 7:27.63 |  |
| 118 Fasbender, Barry A  | 75 | STAN | 7:32.36 |  |
| 119 Smith, Brent        | 72 | HUNT | 7:52.17 |  |

|                          |    |      |          |  |
|--------------------------|----|------|----------|--|
| 120 Medici, John C       | 75 | O*H* | 7:56.20  |  |
| 121 Maine, Thomas O      | 87 | SLAM | 8:53.35  |  |
| 122 Ouchakof, Vladimir I | 89 | CONN | 20:00.00 |  |

**#6 Women 400 Yard IM**

| Name                     | Age | Club | Seed    | Time |
|--------------------------|-----|------|---------|------|
| 1 Modrov, Priscilla A    | 25  | HOBO | 4:36.01 |      |
| 2 Madeira, Isabel        | 26  | WLAC | 4:40.00 |      |
| 3 VanWinkle, Leslie M    | 26  | UNAT | 4:40.29 |      |
| 4 Koch Davis, Laura K    | 36  | WMST | 4:43.17 |      |
| 5 Hernandez, Jill S      | 52  | CHIC | 4:46.15 |      |
| 6 Gilmore, Katie L       | 29  | ALEX | 4:51.74 |      |
| 7 Lane, Tanya            | 41  | AAAA | 4:55.10 |      |
| 8 Freed, Karen           | 28  | MOST | 4:55.57 |      |
| 9 Segovia, Vanessa       | 29  | GOLD | 4:55.91 |      |
| 10 Hug, Laurie           | 48  | 1776 | 4:56.54 |      |
| 11 Nieto, Alexandra      | 40  | SKY  | 5:01.59 |      |
| 12 Capizzi, Stefanie     | 26  | ROSE | 5:01.77 |      |
| 13 Grunert, Megan L      | 30  | MICH | 5:03.11 |      |
| 14 Stone, Stephanie      | 46  | PCAT | 5:04.75 |      |
| 15 Turner, Katy C        | 23  | MARY | 5:04.94 |      |
| 16 Tonelli, Marlena L    | 24  | CHGO | 5:05.00 |      |
| 17 Caudill, Sarah E      | 25  | INDY | 5:05.69 |      |
| 18 Moore, Katie M        | 25  | MVN  | 5:06.69 |      |
| 19 McCurdy, Tracy C      | 44  | NEM  | 5:08.70 |      |
| 20 Popps, Corrin C       | 48  | MICH | 5:09.66 |      |
| 21 Shuck, Susie          | 47  | INDY | 5:10.00 |      |
| 22 Steffe, Kathleen      | 50  | CMS  | 5:10.50 |      |
| 23 Countryman, Marianne  | 48  | GAJA | 5:10.62 |      |
| 24 Dombkowski, Susan E   | 47  | MICH | 5:10.89 |      |
| 25 Richardson, Lindsay E | 33  | MICH | 5:11.26 |      |
| 26 Corporon, Nicole A    | 28  | CON  | 5:11.74 |      |
| 27 Natkin, Heidi         | 39  | AWJ  | 5:13.15 |      |
| 28 Reece, Margaret E     | 41  | CHIC | 5:15.00 |      |
| 29 Klestinec, Robin L    | 51  | NAM  | 5:15.00 |      |
| 30 Frederic, Christine H | 48  | SMS  | 5:15.19 |      |
| 31 Wenner, Kelly A       | 47  | MGM  | 5:15.23 |      |
| 32 Port, Juliet E        | 37  | INDY | 5:17.49 |      |
| 33 Biggs, Brittany A     | 23  | CMS  | 5:18.33 |      |
| 34 Simmons, Cheryl A     | 46  | ROSE | 5:18.57 |      |
| 35 Sinitz, Cheryl        | 44  | WMAC | 5:18.79 |      |
| 36 Gray, Kelsey E        | 24  | CHRM | 5:19.10 |      |
| 37 Najjar, Ellie S       | 51  | CMS  | 5:19.69 |      |
| 38 Guerrero, Jill S      | 40  | MICH | 5:21.27 |      |
| 39 Crawford, Ashley D    | 35  | BSLM | 5:21.58 |      |
| 40 Treece, Lindsay K     | 23  | NCMS | 5:22.63 |      |
| 41 Spivey, Bonnie L      | 54  | MVN  | 5:24.17 |      |
| 42 Beeman, Ashley C      | 41  | CONN | 5:24.19 |      |
| 43 Framke, Erin C        | 39  | CMS  | 5:26.19 |      |
| 44 Colombo, Paula C      | 44  | MICH | 5:27.00 |      |
| 45 Pettersson, Carolyn A | 36  | WMAC | 5:28.30 |      |
| 46 Kupan, Cheryl A       | 48  | SPM  | 5:28.47 |      |
| 47 Chop, Dahnya          | 38  | INDY | 5:30.00 |      |
| 48 Yoder, Heidi C        | 32  | JYMF | 5:30.00 |      |
| 49 Sajin, Catherine      | 30  | MGM  | 5:30.31 |      |
| 50 Alioto, Laurie J      | 55  | WMAC | 5:31.00 |      |
| 51 Scheidenhelm, Drew E  | 30  | ELG  | 5:32.56 |      |
| 52 Vanderpoel, Nicole L  | 48  | CMS  | 5:35.50 |      |
| 53 Gutsell, Kristin E    | 42  | SWIN | 5:36.01 |      |
| 54 VonJentzen, Emily     | 30  | KATS | 5:41.60 |      |
| 55 Branch, Katherine A   | 55  | NEM  | 5:42.00 |      |

**2013 USMS Spring National Championships, Sanction #: 163-S001**  
**IU Natatorium, Indianapolis**  
**Psych Sheet - Friday, May 10, 2013**

**#6 ... (Women 400 Yard IM)**

|    |                          |         |         |
|----|--------------------------|---------|---------|
| 56 | Ingraham, Susan R        | 53 MOST | 5:43.26 |
| 57 | MacGreggor, Maria C      | 42 MICH | 5:43.99 |
| 58 | Davis, Charlotte M       | 63 PSM  | 5:45.00 |
| 59 | Kohn, Catherine K        | 60 SLAM | 5:45.00 |
| 60 | Harrison, Jennifer       | 42 ELG  | 5:50.00 |
| 61 | Stutz, Kathleen J        | 30 SYSM | 5:50.15 |
| 62 | Jensen, Sue              | 52 NEM  | 5:52.85 |
| 63 | Cantrell, Connie S       | 42 MICH | 5:56.24 |
| 64 | Bierwert, Karen          | 60 NEM  | 5:58.99 |
| 65 | Lewis, Kathleen          | 61 TPIT | 6:00.00 |
| 66 | Scott, Sheryl L          | 50 NEM  | 6:00.43 |
| 67 | Kimple, Karen C          | 51 WMAC | 6:02.34 |
| 68 | Birmelin, Jenny          | 35 MICH | 6:02.62 |
| 69 | Barry, Robin B           | 46 LVM  | 6:05.98 |
| 70 | Marvin, Linda L          | 39 INDY | 6:07.30 |
| 71 | Larson, Linda L          | 57 SFTL | 6:08.10 |
| 72 | Quinn, Phyllis E         | 57 TOC  | 6:10.94 |
| 73 | Postma, Terri            | 43 UNAT | 6:14.98 |
| 74 | Hunt, Amanda             | 43 IM   | 6:15.36 |
| 75 | Fitzgerald, Linda        | 42 WMAC | 6:20.00 |
| 76 | Grebe, Suzanne           | 51 MICH | 6:27.58 |
| 77 | Pettijohn, Margot K      | 66 ANCM | 6:27.68 |
| 78 | Rokich, Karen A          | 54 ANBM | 6:30.32 |
| 79 | Tourtual, Dorothy M      | 62 BUMS | 6:31.88 |
| 80 | Giles-Ott, Ruth          | 44 IM   | 6:41.88 |
| 81 | Lyman, Carolyn B         | 62 UTAH | 6:42.56 |
| 82 | Feather, Shawn M         | 52 AGM  | 6:45.99 |
| 83 | Chappell, Melinda E      | 52 GSMS | 6:49.03 |
| 84 | Volz, Kristin R          | 39 SFTL | 6:49.80 |
| 85 | Barnea, Daniela          | 69 STAN | 6:53.30 |
| 86 | Thompson, Theresa A      | 44 NAST | 6:57.00 |
| 87 | Meyers, Susan L          | 71 INDY | 7:02.49 |
| 88 | Winck, Patty K           | 57 NSC  | 7:02.65 |
| 89 | Gortowski, Debbie A      | 56 IM   | 7:05.00 |
| 90 | Larsen, Barbara (Babs) H | 65 MINN | 7:12.01 |
| 91 | Kregor, Janice           | 56 SKY  | 7:30.33 |
| 92 | Kranpitz, Nancy          | 68 WMAC | 7:30.50 |
| 93 | Baldwin, Tricia A        | 22 SKY  | 7:33.51 |
| 94 | Frayne, Anne M           | 59 UAR  | 7:33.52 |
| 95 | Caron, Aagje A           | 71 GBM  | 7:37.44 |
| 96 | Callaway, Linda          | 60 MOST | 7:43.82 |
| 97 | Myer, Cynthia J          | 60 IMSC | 7:46.03 |
| 98 | Hlavacek, Ida M          | 71 VMST | 7:56.36 |
| 99 | Onton, Ann Louise        | 69 CONN | 9:49.31 |

## 2013 USMS Spring National Championships, Sanction #: 163-S001

## IU Natatorium, Indianapolis

## Meet Program - Friday, May 10, 2013

| #7 Men 50 Yard Backstroke  |                      |     |      |           | Heat 8 of 31 Finals         |                      |         | Heat 14 of 31 Finals |                             |                       |         |       |                             |                       |         |       |
|----------------------------|----------------------|-----|------|-----------|-----------------------------|----------------------|---------|----------------------|-----------------------------|-----------------------|---------|-------|-----------------------------|-----------------------|---------|-------|
| Lane                       | Name                 | Age | Club | Seed Time |                             |                      |         |                      |                             |                       |         |       |                             |                       |         |       |
| <b>Heat 1 of 31 Finals</b> |                      |     |      |           | 1                           | Warner, Frank        | 64 PSM  | 33.50                | 1                           | Richardson, John D    | 50 SWIN | 37.71 |                             |                       |         |       |
| 3                          | Roudebush, George M  | 88  | PSM  | 1:05.00   | 2                           | Chamberlain, Rick A  | 61 INDY | 33.34                | 2                           | Colburn, Charles      | 53 UNAT | 34.38 |                             |                       |         |       |
| 4                          | Witte, Russ          | 96  | O*H* | 1:15.00   | 3                           | Olson, Chuck A       | 63 MICH | 33.00                | 3                           | Fisher, Dennis E      | 53 CSMT | 33.40 |                             |                       |         |       |
| 5                          | McKinley, Howard M   | 91  | TOC  | 1:20.00   | 4                           | Bright, David        | 60 NEM  | 32.24                | 4                           | Gray, Christopher A   | 53 UNAT | 32.66 |                             |                       |         |       |
| <b>Heat 2 of 31 Finals</b> |                      |     |      |           | 5                           | Lewis, David W       | 61 INDY | 32.50                | 5                           | Galante, Gustavo E    | 54 MMA  | 33.00 |                             |                       |         |       |
| 1                          | LaFavre, Robert W    | 80  | IAMA | 52.02     | 6                           | Thompson, Frank L    | 61 MICH | 33.06                | 6                           | Ward, Timothy J       | 53 LIB  | 33.90 |                             |                       |         |       |
| 2                          | McAree, Francis E    | 82  | INDY | 49.93     | 7                           | Kornblatt, Daniel S  | 63 BUMS | 33.40                | 7                           | White, Jay K          | 52 NCMS | 36.25 |                             |                       |         |       |
| 3                          | Shechter, Stanley J  | 80  | AGUA | 45.25     | 8                           | Miller, Jim W        | 62 VMST | 34.50                | 8                           | Smith, Dave J         | 52 ANBM | 41.24 |                             |                       |         |       |
| 4                          | Mitchell, Clarke E   | 80  | GAJA | 35.29     | <b>Heat 9 of 31 Finals</b>  |                      |         | 1                    | Thompson, Jim M             | 61 INDY               | 31.65   | 1     | Vargas, Glen A              | 52 SYSM               | 32.38   |       |
| 5                          | Judd, Russell L      | 80  | INDY | 43.60     | 2                           | Wilson, Robert H     | 62 CAQM | 30.64                | 2                           | Pegues, Lex           | 52 ELG  | 31.25 | 2                           | Pegues, Lex           | 52 ELG  | 31.25 |
| 6                          | Conkey, Jim          | 81  | SNM  | 46.30     | 3                           | Perout, Jeffrey J    | 60 SYSM | 29.50                | 3                           | McFarland, James A    | 53 NCMS | 31.00 | 3                           | McFarland, James A    | 53 NCMS | 31.00 |
| 7                          | Bauman, John H       | 82  | WMAC | 51.57     | 4                           | Mykleby, Geoff L     | 60 WMAC | 28.90                | 4                           | Larkin, Doug          | 51 LINS | 30.94 | 4                           | Larkin, Doug          | 51 LINS | 30.94 |
| 8                          | Reiman, Timothy A    | 80  | INDY | 54.59     | 5                           | Middleton, Marc D    | 61 BLU  | 29.20                | 5                           | Melgar, Tom A         | 51 MICH | 31.00 | 5                           | Melgar, Tom A         | 51 MICH | 31.00 |
| <b>Heat 3 of 31 Finals</b> |                      |     |      |           | 6                           | Sullivan, James H    | 60 CVM  | 30.46                | 6                           | Sherman, Bill         | 54 MOVY | 31.10 | 6                           | Sherman, Bill         | 54 MOVY | 31.10 |
| 1                          | Easterla, David A    | 75  | MOVY | 45.50     | 7                           | Murphy, Patrick T    | 61 CONN | 31.03                | 7                           | Hood, Daniel C        | 52 MICH | 31.67 | 7                           | Hood, Daniel C        | 52 MICH | 31.67 |
| 2                          | Powell, William      | 76  | SKY  | 40.83     | <b>Heat 10 of 31 Finals</b> |                      |         | 1                    | Jones, Stephan S            | 56 CSI                | 47.00   | 8     | Kalisz, John                | 53 IM                 | 32.58   |       |
| 3                          | Thayer, George D     | 77  | OREG | 39.10     | 1                           | Jones, Stephan S     | 56 CSI  | 47.00                | 2                           | Spaethe, David R      | 59 GRIN | 43.17 | <b>Heat 16 of 31 Finals</b> |                       |         |       |
| 4                          | Charlton, Allan      | 76  | MICH | 35.00     | 2                           | Spaethe, David R     | 59 GRIN | 43.17                | 3                           | Tarnapoll, Pete L     | 56 NAM  | 32.75 | 1                           | Voss, Frank R         | 53 CASC | 30.62 |
| 5                          | Mennen, Marty A      | 76  | INDY | 36.00     | 3                           | Tarnapoll, Pete L    | 56 NAM  | 32.75                | 4                           | Shirey, Mark A        | 55 NAST | 32.61 | 2                           | Pogue, Jim H          | 52 MICH | 30.50 |
| 6                          | Hall, Sid            | 77  | O*H* | 40.65     | 4                           | Shirey, Mark A       | 55 NAST | 32.61                | 5                           | Mange, David P        | 57 MICH | 32.70 | 3                           | Blommel, Gregory G    | 53 WMAC | 30.30 |
| 7                          | Lockwood, Joel M     | 78  | MICH | 42.30     | 5                           | Mange, David P       | 57 MICH | 32.70                | 6                           | Seybold, Harvey G     | 58 IM   | 33.25 | 4                           | Voss, Peter M         | 51 CASC | 29.81 |
| <b>Heat 4 of 31 Finals</b> |                      |     |      |           | 6                           | Seybold, Harvey G    | 58 IM   | 33.25                | 7                           | Sternberg, Scott D    | 55 ROSE | 44.91 | 5                           | Baldwin, Norm C       | 50 CSMT | 29.91 |
| 1                          | Dayton, Barry H      | 67  | IM   | 45.00     | 7                           | Sternberg, Scott D   | 55 ROSE | 44.91                | 6                           | Shake, Joe            | 54 UNAT | 30.33 | 6                           | Shake, Joe            | 54 UNAT | 30.33 |
| 2                          | Farmer, Michael W    | 65  | ROSE | 37.09     | <b>Heat 11 of 31 Finals</b> |                      |         | 1                    | Vogel, Matthew M            | 58 IM                 | 32.24   | 7     | Zoltick, Martin M           | 50 FXCM               | 30.50   |       |
| 3                          | Meade, Tom J         | 65  | BUMS | 36.40     | 1                           | Vogel, Matthew M     | 58 IM   | 32.24                | 2                           | Fox, Richard E        | 57 ELG  | 31.60 | 8                           | Jensen, James R       | 52 TPIT | 30.90 |
| 4                          | Hellmann, Stephen D  | 69  | SKY  | 36.70     | 2                           | Fox, Richard E       | 57 ELG  | 31.60                | 3                           | Cole, Brad G          | 55 TNYA | 31.00 | <b>Heat 17 of 31 Finals</b> |                       |         |       |
| 5                          | Smith, Dave          | 68  | ELG  | 38.87     | 3                           | Cole, Brad G         | 55 TNYA | 31.00                | 4                           | Thoman, Henry N       | 56 UNAT | 30.33 | 1                           | Guthrie, David M      | 52 TXLA | 29.00 |
| 6                          | Learmonth, William R | 73  | O*H* | 41.79     | 4                           | Thoman, Henry N      | 56 UNAT | 30.33                | 5                           | Hendrick, Marty       | 55 SFTL | 30.65 | 2                           | Gibson, Dave          | 52 IM   | 28.00 |
| 7                          | Burke, Thomas A      | 71  | INDY | 40.01     | 5                           | Hendrick, Marty      | 55 SFTL | 30.65                | 6                           | Wagoner, Victor       | 57 LAPS | 31.22 | 3                           | Wells, Brad R         | 51 MOVY | 27.30 |
| 8                          | Bell, John L         | 70  | UCLA | 42.10     | 6                           | Wagoner, Victor      | 57 LAPS | 31.22                | 7                           | Hoffman, Kevin T      | 56 TBH  | 32.00 | 4                           | Sims, David E         | 50 IM   | 25.99 |
| <b>Heat 5 of 31 Finals</b> |                      |     |      |           | 7                           | Hoffman, Kevin T     | 56 TBH  | 32.00                | 8                           | Mange, James L        | 55 PSM  | 32.37 | 5                           | Dassow, Paul          | 50 RATS | 26.80 |
| 1                          | Shaw, James F        | 72  | RINC | 37.00     | 8                           | Mange, James L       | 55 PSM  | 32.37                | <b>Heat 18 of 31 Finals</b> |                       |         | 6     | Stultz, Todd W              | 53 SYSM               | 27.56   |       |
| 2                          | Steele, George       | 71  | AGM  | 36.77     | <b>Heat 12 of 31 Finals</b> |                      |         | 1                    | Meyer, Kenneth G            | 57 ELG                | 30.07   | 7     | Power, Scott                | 50 UNAT               | 28.23   |       |
| 3                          | Whitley, John K      | 70  | WIND | 35.00     | 1                           | Meyer, Kenneth G     | 57 ELG  | 30.07                | 2                           | Welchlin, Bob         | 56 MOVY | 29.93 | 8                           | Hiteshew, David       | 50 CHGO | 29.10 |
| 4                          | Elder, James E       | 70  | TOC  | 33.50     | 2                           | Welchlin, Bob        | 56 MOVY | 29.93                | 3                           | Fochios, Dean T       | 59 WMAC | 29.69 | <b>Heat 19 of 31 Finals</b> |                       |         |       |
| 5                          | Rupert, Bill         | 70  | MESC | 34.42     | 3                           | Fochios, Dean T      | 59 WMAC | 29.69                | 4                           | Holthus, Brian K      | 55 MINN | 29.50 | 1                           | Schlichting, Randy J  | 48 HOPK | 28.86 |
| 6                          | Straka, Peter        | 70  | FTYM | 36.60     | 4                           | Holthus, Brian K     | 55 MINN | 29.50                | 5                           | Sigfusson, Paul B     | 55 IM   | 29.50 | 2                           | Martin, Chris D       | 46 NCMS | 28.08 |
| 7                          | Raffaelli, Larry L   | 70  | VCM  | 37.00     | 5                           | Sigfusson, Paul B    | 55 IM   | 29.50                | 6                           | Jones, Judd           | 55 GAJA | 29.92 | 3                           | Mugford, Stephen A    | 46 NEM  | 28.02 |
| 8                          | Van Horn, William G  | 74  | TOC  | 37.00     | 6                           | Jones, Judd          | 55 GAJA | 29.92                | 7                           | Davidson, Craig       | 57 UNAT | 30.00 | 4                           | Allen, Brant C        | 49 SNM  | 28.00 |
| <b>Heat 6 of 31 Finals</b> |                      |     |      |           | 7                           | Davidson, Craig      | 57 UNAT | 30.00                | 8                           | Crutchfield, Randy L  | 55 NAST | 30.10 | 5                           | Kroupa, Andy S        | 44 BLU  | 29.56 |
| 1                          | Parsons, Roger L     | 66  | GOLD | 35.07     | 8                           | Crutchfield, Randy L | 55 NAST | 30.10                | <b>Heat 13 of 31 Finals</b> |                       |         | 6     | Sturdy, Patrick R           | 43 MICH               | 30.86   |       |
| 2                          | Bromer, Carl         | 66  | DAS  | 33.00     | 1                           | Brackett, Bill A     | 55 CMS  | 28.20                | 7                           | Zuchowski, Jonathan D | 40 NCMJ | 31.21 | 7                           | Zuchowski, Jonathan D | 40 NCMJ | 31.21 |
| 3                          | Brzezinski, Jay      | 66  | PALM | 30.36     | 2                           | Heath, Robert H      | 56 MAM  | 27.76                | 8                           | Mc Ginley, Patrick B  | 49 ROSE | 29.20 | 8                           | Mc Ginley, Patrick B  | 49 ROSE | 29.20 |
| 4                          | Wilder, Hugh         | 65  | SRM  | 28.00     | 3                           | Specht, William L    | 55 SPM  | 27.58                | <b>Heat 14 of 31 Finals</b> |                       |         | 1     | Schlichting, Randy J        | 48 HOPK               | 28.86   |       |
| 5                          | Burns, Richard       | 69  | TAM  | 30.00     | 4                           | Klein, Jonathan E    | 55 NCMS | 26.69                | 2                           | Martin, Chris D       | 46 NCMS | 28.08 | 2                           | Martin, Chris D       | 46 NCMS | 28.08 |
| 6                          | Powers, Matt G       | 66  | TULS | 31.50     | 5                           | Marvin, Stu J        | 57 1776 | 27.50                | 3                           | Mugford, Stephen A    | 46 NEM  | 28.02 | 3                           | Mugford, Stephen A    | 46 NEM  | 28.02 |
| 7                          | Bruce, Bob A         | 65  | OREG | 33.01     | 6                           | Shake, Scott D       | 55 ARIZ | 27.60                | 4                           | Allen, Brant C        | 49 SNM  | 28.00 | 4                           | Allen, Brant C        | 49 SNM  | 28.00 |
| 8                          | Walker, Larry        | 69  | SLAM | 36.33     | 7                           | Graham, Donald       | 58 PSM  | 27.95                | 5                           | Jones, Brian A        | 47 PSM  | 28.00 | 5                           | Jones, Brian A        | 47 PSM  | 28.00 |
| <b>Heat 7 of 31 Finals</b> |                      |     |      |           | 8                           | Ockerman, Jeff       | 58 NASH | 28.70                | 6                           | Pushka, Dave          | 49 IM   | 28.03 | 6                           | Pushka, Dave          | 49 IM   | 28.03 |
| 2                          | Palmer, Bill         | 62  | MICH | 36.71     | <b>Heat 15 of 31 Finals</b> |                      |         | 1                    | Thompson, Jim M             | 61 INDY               | 31.65   | 7     | Birnbrich, Chris L          | 49 NAM                | 28.55   |       |
| 3                          | Lintz, Steve         | 62  | SNM  | 35.01     | 1                           | Thompson, Jim M      | 61 INDY | 31.65                | 2                           | Wilson, Robert H      | 62 CAQM | 30.64 | 8                           | Cordero, Billy        | 45 CHGO | 28.97 |
| 4                          | Ryan, Bill           | 64  | MOVY | 34.50     | 2                           | Wilson, Robert H     | 62 CAQM | 30.64                | 3                           | Perout, Jeffrey J     | 60 SYSM | 29.50 | <b>Heat 16 of 31 Finals</b> |                       |         |       |
| 5                          | Campana, James L     | 61  | ELG  | 34.66     | 3                           | Perout, Jeffrey J    | 60 SYSM | 29.50                | 4                           | Mykleby, Geoff L      | 60 WMAC | 28.90 | 1                           | Voss, Frank R         | 53 CASC | 30.62 |
| 6                          | Pot, Eugene T        | 62  | BUMS | 36.36     | 4                           | Mykleby, Geoff L     | 60 WMAC | 28.90                | 5                           | Melgar, Tom A         | 51 MICH | 31.00 | 2                           | Pogue, Jim H          | 52 MICH | 30.50 |
| 7                          | Murray, Mike         | 62  | WMAC | 37.31     | 5                           | Melgar, Tom A        | 51 MICH | 31.00                | 6                           | Sherman, Bill         | 54 MOVY | 31.10 | 3                           | Blommel, Gregory G    | 53 WMAC | 30.30 |

2013 USMS Spring National Championships, Sanction #: 163-S001

IU Natatorium, Indianapolis

Meet Program - Friday, May 10, 2013

|  |                        |         |                                    |                            |                      |                            |             |                            |                          |                    |         |       |
|--|------------------------|---------|------------------------------------|----------------------------|----------------------|----------------------------|-------------|----------------------------|--------------------------|--------------------|---------|-------|
| <b>Heat 20 (#7 Men 50 Yard Backstroke)</b> |                        |         | <b>Heat 27 of 31 Finals</b>        |                            |                      | <b>Heat 2 of 27 Finals</b> |             |                            |                          |                    |         |       |
| 1  | Boosin, Michael J      | 46 SCAQ | 27.22                              | 1                          | Wight, Robert A      | 32 SWOM                    | 25.67       | 1                          | Butler, Pat M            | 75 MICH            | 1:20.33 |       |
| 2  | Segal, William N       | 48 JAM  | 26.61                              | 2                          | Chadeayne, Andrew    | 34 SPRY                    | 24.90       | 2                          | Kennedy, Judy A          | 75 OMAH            | 49.28   |       |
| 3  | Moran, Marty           | 46 MINN | 25.91                              | 3                          | Proffitt, Jordon D   | 31 SKY                     | 24.52       | 3                          | Walker, Laura S          | 75 VMST            | 48.05   |       |
| 4  | O'Dell, Rick           | 45 BLU  | 25.00                              | 4                          | Doak, Kevin          | 32 MICH                    | 22.64       | 4                          | Jordan, Betsy T          | 76 SDSM            | 43.32   |       |
| 5  | Malas, Bryan           | 45 IM   | 25.10                              | 5                          | Oo, Aung Sann        | 31 ARIZ                    | 24.49       | 5                          | Sachs, Janet G           | 76 CMS             | 48.00   |       |
| 6  | Mehok, George K        | 45 SYSM | 26.41                              | 6                          | Scheerhorn, Andrew J | 31 CAT                     | 24.80       | 6                          | Newell, Sally            | 75 NCMS            | 48.67   |       |
| 7  | Shaffer, Mike G        | 47 VCM  | 27.14                              | 7                          | Holsman, Trent T     | 32 TOC                     | 25.19       | 7                          | Klein, Sigi B            | 77 SKY             | 1:12.11 |       |
| 8  | Clear, Kirk W          | 45 VMST | 27.46                              | 8                          | Harper, Ryan C       | 34 INDY                    | 25.96       | 8                          | Stevens, Ann B           | 79 IM              | 1:25.00 |       |
| <b>Heat 21 of 31 Finals</b>                |                        |         | <b>Heat 28 of 31 Finals</b>        |                            |                      | <b>Heat 3 of 27 Finals</b> |             |                            |                          |                    |         |       |
| 1  | Thomas, Dan            | 40 ONEM | 29.18                              | 1                          | Lucena, David A      | 28 AGUA                    | 29.00       | 1                          | Breitwieser, Maren R     | 58 INDY            | 1:15.00 |       |
| 2  | Bishop, Christopher R  | 41 BUMS | 29.09                              | 2                          | Bartlett, Andrew S   | 27 TPIT                    | 28.12       | 2                          | Burbridge, Ann           | 57 DAMM            | 47.89   |       |
| 3  | Carl, Scott A          | 41 IM   | 28.43                              | 3                          | Snell, Patrick D     | 27 TPIT                    | 27.55       | 3                          | Hibbert, Kelly           | 55 MICH            | 52.44   |       |
| 4  | Callan, Sean P         | 43 TULS | 27.67                              | 4                          | Freed, Zachary       | 27 MOST                    | 27.49       | 4                          | Tyler, Sarah L           | 68 SNM             | 54.00   |       |
| 5  | White, James H         | 42 BSLM | 27.96                              | 5                          | Webb, Cameron        | 26 ART                     | 27.50       | 5                          | Larsen, Barbara (Babs) H | 65 MINN            | 46.30   |       |
| 6  | Colburn, Christopher M | 41 ABM  | 29.01                              | 6                          | Alban, Doug M        | 26 NBAC                    | 27.66       | 6                          | Smollen, Carol S         | 69 MINN            | 47.33   |       |
| 7  | Semus, Joe             | 42 MEDM | 29.12                              | 7                          | Taylor, Tim          | 26 ALEX                    | 28.27       | 7                          | Bromann, Carlyn A        | 61 IM              | 45.00   |       |
| 8  | Bullard, Joel          | 41 NCMS | 29.21                              | 8                          | McDonnell, Michael P | 28 LIB                     | 37.51       | <b>Heat 4 of 27 Finals</b> |                          |                    |         |       |
| <b>Heat 22 of 31 Finals</b>                |                        |         | <b>Heat 29 of 31 Finals</b>        |                            |                      | <b>Heat 5 of 27 Finals</b> |             |                            |                          |                    |         |       |
| 1  | Urban, Mark            | 43 MGM  | 26.78                              | 1                          | Olson, Drew          | 27 OMAH                    | 26.69       | 1                          | Arnold, Tita             | 71 SKY             | 56.31   |       |
| 2  | Sumner, David M        | 42 MVN  | 26.30                              | 2                          | Lentz, Graham M      | 28 TOC                     | 26.32       | 2                          | Hunt, Ann E              | 73 MICH            | 47.29   |       |
| 3  | Hay, Thomas M          | 42 PTMS | 25.97                              | 3                          | Hiskey, Justin R     | 29 MARY                    | 25.56       | 3                          | Case, Mary Ann           | 73 ARIZ            | 45.15   |       |
| 4  | Raese, T R             | 40 IM   | 25.23                              | 4                          | Dickson, Luke J      | 28 INDY                    | 24.82       | 4                          | Schreiner, Beth          | 72 VMST            | 40.03   |       |
| 5  | Mc Kay, Matthew G      | 41 TOC  | 25.69                              | 5                          | Weyandt, Todd F      | 25 GAJA                    | 25.28       | 5                          | Durrant, Betsy           | 71 VMST            | 44.44   |       |
| 6  | Lane, Will H           | 42 AAAA | 26.01                              | 6                          | Shiosaki, Daniel T   | 28 TOC                     | 26.05       | 6                          | Martin, Judy             | 70 VMST            | 46.85   |       |
| 7  | Bez, Guillermo         | 40 SWIN | 26.62                              | 7                          | Benoit, Matthew      | 25 TOC                     | 26.50       | 7                          | Dillon Stewart, Jane E   | 70 WMAC            | 53.00   |       |
| 8  | Nance, Chad A          | 40 SYSM | 27.20                              | 8                          | Perrott, Bryan       | 27 ART                     | 26.75       | 8                          | Fasbender, Alice J       | 74 SMM             | 1:10.00 |       |
| <b>Heat 23 of 31 Finals</b>                |                        |         | <b>Heat 30 of 31 Finals</b>        |                            |                      | <b>Heat 6 of 27 Finals</b> |             |                            |                          |                    |         |       |
| 2  | Uiterwyk, Sean         | 39 NEM  | 31.31                              | 2                          | Ewing, Greg          | 23 GSM                     | 28.65       | 1                          | Burfeind, Betty          | 66 IM              | 44.08   |       |
| 3  | O'Dell, Richard S      | 35 MOVY | 29.93                              | 3                          | Johnson, Derek       | 19 HMS                     | 27.35       | 2                          | Pohlmann, Mary M         | 68 SLAM            | 40.68   |       |
| 4  | Thoma, Samuel R        | 36 GLTR | 29.47                              | 4                          | Malasky, Martin E    | 24 TOC                     | 26.97       | 3                          | Montrella, Beverly J     | 66 MVN             | 39.85   |       |
| 5  | Reader, Paul           | 37 IM   | 29.50                              | 5                          | Shaheen, Luke        | 24 SYSM                    | 27.12       | 4                          | Uustal, Diann B          | 66 UNAT            | 33.42   |       |
| 6  | Boeke, Lonny           | 35 WLAC | 30.00                              | 6                          | Phelan, Cole E       | 21 PSM                     | 28.00       | 5                          | Mitchell, Jeannie R      | 66 GOLD            | 38.29   |       |
| 7  | Perez, Octavio         | 35 WMAC | 37.50                              | 7                          | Martinez, Nicholas R | 19 INDY                    | 28.86       | 6                          | Ventura, Rosa V          | 65 SFTL            | 40.13   |       |
| <b>Heat 24 of 31 Finals</b>                |                        |         | <b>Heat 31 of 31 Finals</b>        |                            |                      | <b>Heat 7 of 27 Finals</b> |             |                            |                          |                    |         |       |
| 1  | Lathrop, George R      | 39 INDY | 28.50                              | 1                          | Broch, Billy M       | 24 MOVY                    | 26.20       | 1                          | Christoffel, Jonie       | 63 INDY            | 43.71   |       |
| 2  | Greenwood, Scott C     | 35 TOC  | 27.69                              | 2                          | Sauter, Trace U      | 24 NCMS                    | 25.61       | 2                          | Stengel, Alta F          | 62 SDSM            | 43.45   |       |
| 3  | Pecht, Ben T           | 38 VCM  | 27.31                              | 3                          | Smith, Bobby J       | 24 LIEM                    | 24.85       | 3                          | Hummel, Barbara R        | 61 NEM             | 42.20   |       |
| 4  | Nakahodo, Sidney       | 37 NCYM | 26.99                              | 4                          | Elliott, Andrew      | 23 BUM                     | 23.13       | 4                          | Craffey, Eileen M        | 61 NEM             | 41.87   |       |
| 5  | Goltz, Jason           | 35 FACT | 27.00                              | 5                          | Happ, Kevin R        | 24 NCMS                    | 24.69       | 5                          | Casey, Kathrine J        | 64 PSM             | 41.88   |       |
| 6  | Maydak, Jeffrey M      | 39 NAST | 27.62                              | 6                          | Salcedo, Mat         | 18 LIEM                    | 25.00       | 6                          | Jones, Cynthia L         | 63 IM              | 42.76   |       |
| 7  | Milton, Trevis B       | 35 GLTR | 28.50                              | 7                          | Cushing, Alex D      | 24 TOC                     | 26.00       | 7                          | Van Dyke, Anne           | 60 MICH            | 43.58   |       |
| 8  | Olson, Jeff K          | 37 INDY | 29.04                              | 8                          | Dyer, Dustin M       | 19 NCMS                    | 26.60       | 8                          | Anderson, Margaret D     | 61 NIAG            | 43.77   |       |
| <b>Heat 25 of 31 Finals</b>                |                        |         | <b>#8 Women 50 Yard Backstroke</b> |                            |                      | <b>Heat 8 of 27 Finals</b> |             |                            |                          |                    |         |       |
| 1  | Fusedale, Nick J       | 37 ROSE | 26.58                              | <b>Lane</b>                | <b>Name</b>          | <b>Age</b>                 | <b>Club</b> | <b>Seed</b>                | <b>Time</b>              |                    |         |       |
| 2  | Asti, Trevor           | 35 MICH | 25.50                              | <b>Heat 1 of 27 Finals</b> |                      |                            |             |                            |                          |                    |         |       |
| 3  | Papa, Ryan             | 36 MICH | 25.43                              | 2                          | Listug, Mary L       | 81 ARIZ                    |             | 1:08.10                    | 1                        | Douglass, Marilyn  | 63 SAMY | 38.97 |
| 4  | O'Sullivan, Chris      | 38 CMS  | 24.00                              | 3                          | Gladwell, Gail A     | 81 PSM                     |             | 1:07.04                    | 2                        | Craffey, Joan P    | 60 AGUA | 37.00 |
| 5  | Markey, Nick           | 35 RAY  | 24.50                              | 4                          | Hanes, Alice J       | 81 IM                      |             | 1:02.12                    | 3                        | Davis, Charlotte M | 63 PSM  | 34.50 |
| 6  | Mitchell, Justin W     | 37 WLAC | 25.50                              | 5                          | Gelman, Rita         | 80 MICH                    |             | 1:07.44                    | 4                        | Val, Laura B       | 61 TAM  | 31.00 |
| 7  | Ackermann, Ken         | 35 INDY | 25.96                              | 6                          | Kornfeld, Maurine E  | 91 MVN                     |             | 1:10.39                    | 5                        | Church, Barbara E  | 61 MICH | 34.11 |
| 8  | Hartsock, Steve J      | 39 CHGO | 26.93                              |                            |                      |                            |             |                            | 6                        | Preissler, Stella  | 64 PSM  | 36.35 |
| <b>Heat 26 of 31 Finals</b>                |                        |         |                                    |                            |                      |                            |             | 7                          | Wolff, Melinda S         | 60 1776            | 37.05   |       |
| 2  | Johnson, Robert L      | 32 UNAT | 29.49                              |                            |                      |                            |             |                            | 8                        | Lyman, Carolyn B   | 62 UTAH | 39.76 |
| 3  | Anderson, Grant        | 32 ZAM  | 27.65                              |                            |                      |                            |             |                            |                          |                    |         |       |
| 4  | Ostermann, Jeff P      | 34 UNAT | 26.19                              |                            |                      |                            |             |                            |                          |                    |         |       |
| 5  | Cuticchia, Tommie A    | 30 PLAN | 27.02                              |                            |                      |                            |             |                            |                          |                    |         |       |
| 6  | Kuhn, Jeremiah J       | 34 SKY  | 29.02                              |                            |                      |                            |             |                            |                          |                    |         |       |
| 7  | Koch, Charles J        | 33 SKY  | 29.75                              |                            |                      |                            |             |                            |                          |                    |         |       |

2013 USMS Spring National Championships, Sanction #: 163-S001

IU Natatorium, Indianapolis

Meet Program - Friday, May 10, 2013

Heat 8 (#8 Women 50 Yard Backstroke)

|   |                    |         |       |
|---|--------------------|---------|-------|
| 1 | Hypnar, Lisa A     | 59 MICH | 40.11 |
| 2 | Childers, Judy A   | 59 GSMS | 39.59 |
| 3 | Stager, Nan H      | 58 DOC  | 38.79 |
| 4 | Roesch, Susan E    | 55 MICH | 37.80 |
| 5 | Watts, Sue N       | 58 1776 | 38.02 |
| 6 | Glassman, Debbie A | 59 PSM  | 38.90 |
| 7 | Ehrke, Nancy L     | 59 WMAC | 39.92 |
| 8 | Emmrich, Ann C     | 56 JPD  | 44.16 |

Heat 9 of 27 Finals

|   |                      |         |       |
|---|----------------------|---------|-------|
| 1 | Larson, Linda L      | 57 SFTL | 35.65 |
| 2 | Guins, Ann H         | 59 SYSM | 33.95 |
| 3 | Cavanaugh, Debbie D  | 55 GOLD | 33.50 |
| 4 | Andrus-Hughes, Karen | 55 OREG | 30.50 |
| 5 | Estel, Beth A        | 57 NEM  | 33.41 |
| 6 | Noyes, Penny P       | 58 SKY  | 33.59 |
| 7 | Early, Marilyn E     | 55 MICH | 34.24 |
| 8 | Alton, Dale          | 55 GAJA | 37.00 |

Heat 10 of 27 Finals

|   |                    |         |         |
|---|--------------------|---------|---------|
| 2 | Whitehead, Jayne E | 54 SWOM | 1:00.00 |
| 3 | Jordan, Amy        | 54 SKY  | 42.76   |
| 4 | Mitrowitz, Karen A | 52 BUMS | 38.96   |
| 5 | Boileau, Ute C     | 50 CMS  | 39.44   |
| 6 | Cook, Sally A      | 51 ROSE | 45.11   |

Heat 11 of 27 Finals

|   |                  |         |       |
|---|------------------|---------|-------|
| 1 | Childress, Sally | 54 NAST | 37.12 |
| 2 | Vaiden, Nancy A  | 53 NORT | 36.89 |
| 3 | Lindley, Jane    | 51 PSM  | 36.47 |
| 4 | Garnier, Kathy L | 52 CMS  | 35.63 |
| 5 | Burton, Kim L    | 50 MVN  | 36.32 |
| 6 | Sill, Sherry J   | 52 IRM  | 36.62 |
| 7 | Schwartz, Lisa   | 50 IM   | 37.00 |
| 8 | Soltys, Kristin  | 52 IM   | 38.00 |

Heat 12 of 27 Finals

|   |                      |         |       |
|---|----------------------|---------|-------|
| 1 | Kafka, Heidi         | 50 IM   | 34.31 |
| 2 | Berger-Mann, Sue D   | 53 MICH | 33.25 |
| 3 | Tatnall, Suzy C      | 53 CMS  | 31.77 |
| 4 | Livingston, Leslie C | 51 GMUP | 27.80 |
| 5 | Sutherland, Erica    | 53 LVAM | 30.96 |
| 6 | Bowen, Kris          | 51 INDY | 32.53 |
| 7 | Block, Andrea J      | 51 IM   | 33.36 |
| 8 | Diddams, Margaret A  | 51 PSM  | 35.11 |

Heat 13 of 27 Finals

|   |                      |         |       |
|---|----------------------|---------|-------|
| 2 | Richardson, Billie C | 42 MTMS | 47.97 |
| 3 | Hannon, Martina V    | 42 LVM  | 36.63 |
| 4 | Settimi, Nora        | 42 WMAC | 40.00 |
| 5 | Reye, Nancy L        | 48 MICH | 40.00 |
| 6 | Ott, Nancy M         | 48 TPIT | 41.24 |

Heat 14 of 27 Finals

|   |                       |         |       |
|---|-----------------------|---------|-------|
| 1 | Howard, Amy           | 48 QMST | 36.16 |
| 2 | Quillen, Diane E      | 49 NCMS | 35.99 |
| 3 | Rager, Kim            | 46 UNAT | 35.16 |
| 4 | Schwarm, Susan        | 49 LIB  | 34.71 |
| 5 | Stern, Jill P         | 48 USF  | 35.08 |
| 6 | Brooks, Wendy         | 49 HURY | 35.18 |
| 7 | Davidson, Nancy       | 48 IM   | 36.00 |
| 8 | Pasterczyk, Christine | 46 NEM  | 36.97 |

Heat 15 of 27 Finals

|   |                    |         |       |
|---|--------------------|---------|-------|
| 1 | Gass, Melissa      | 45 NCMS | 33.09 |
| 2 | Wolff, Celia       | 47 NCMS | 31.71 |
| 3 | Welting, Lauren K  | 47 TOC  | 30.51 |
| 4 | Caterson, Gretchen | 46 SCA  | 28.36 |
| 5 | Gary, Kristin J    | 45 REDT | 28.50 |
| 6 | McPherson, Chris A | 45 NASH | 30.59 |
| 7 | Harris, Susan      | 47 MICH | 32.83 |
| 8 | Gillman, Andrea    | 45 TULS | 34.38 |

Heat 16 of 27 Finals

|   |                     |         |       |
|---|---------------------|---------|-------|
| 1 | Hall, Julie A       | 44 WMAC | 34.30 |
| 2 | Reidenga, Lisa B    | 41 IM   | 34.11 |
| 3 | Quinn, Jill A       | 40 DLMA | 33.22 |
| 4 | Duggan, Karen L     | 42 WCM  | 31.50 |
| 5 | Goodale, Rainy M    | 43 NEM  | 32.60 |
| 6 | Cimilluca, Krista   | 42 ELG  | 33.24 |
| 7 | Thompson, Amy W     | 42 TOC  | 34.18 |
| 8 | Holt-Wilson, Mary R | 42 MESC | 34.33 |

Heat 17 of 27 Finals

|   |                     |         |       |
|---|---------------------|---------|-------|
| 1 | Holland, Amy S      | 41 NCMS | 30.50 |
| 2 | Texel, Paula M      | 42 SPM  | 30.21 |
| 3 | Smith, Jody L       | 44 OREG | 29.24 |
| 4 | Lloyd, Kimberly K   | 40 NEM  | 28.62 |
| 5 | Reichart, Christine | 42 CSC  | 28.99 |
| 6 | Lane, Tanya         | 41 AAAA | 29.50 |
| 7 | Seavall, Kelly J    | 44 CMS  | 30.49 |
| 8 | Saribalas, Amy M    | 40 NAM  | 31.45 |

Heat 18 of 27 Finals

|   |                   |         |       |
|---|-------------------|---------|-------|
| 1 | Davie, Margo      | 24 HMS  | 48.82 |
| 2 | Pawloski, Devon E | 18 MICH | 37.00 |
| 3 | Monsen, Meg       | 19 PSM  | 42.40 |
| 4 | Luptak, Alexandra | 27 UNAT | 42.00 |
| 5 | Carlson, Megan M  | 29 INDY | 32.81 |
| 6 | Jiang, Yue        | 26 ISWM | 35.04 |
| 7 | Wilson, Ellen     | 36 SPAW | 35.11 |

Heat 19 of 27 Finals

|   |                             |         |       |
|---|-----------------------------|---------|-------|
| 1 | Kreusel, Karen              | 36 MICH | 34.22 |
| 2 | Morse, Sandra               | 35 UNAT | 33.58 |
| 3 | Rovnan, Helene              | 35 UNAT | 32.56 |
| 4 | Preston, Alexandria K       | 35 ALEX | 32.00 |
| 5 | Chop, Dahnya                | 38 INDY | 32.05 |
| 6 | Oberstar-Brown, Lia-Genevie | 36 DAMM | 33.23 |
| 7 | Viencek, Jenifer J          | 37 UNAT | 34.00 |
| 8 | Humphrey, Laura E           | 38 SKY  | 34.78 |

Heat 20 of 27 Finals

|   |                    |         |       |
|---|--------------------|---------|-------|
| 1 | Strickland, Erin M | 37 ZAM  | 31.15 |
| 2 | Smith, Rebecca L   | 36 BUMS | 30.98 |
| 3 | Bingham, Laura     | 35 IM   | 30.61 |
| 4 | Wetstone, Susan    | 39 PSM  | 29.08 |
| 5 | Limke, Tobi L      | 38 NBAC | 29.13 |
| 6 | Bednarik, Miriam   | 36 IM   | 30.78 |
| 7 | Stich, Chris S     | 36 WMAC | 31.00 |
| 8 | Koslin, Mandy      | 36 EXCL | 31.41 |

Heat 21 of 27 Finals

|   |                   |         |       |
|---|-------------------|---------|-------|
| 1 | Howland, Heather  | 32 IM   | 36.88 |
| 2 | Winters, Alison M | 33 WMAC | 35.52 |
| 3 | Lukens, Sarah R   | 30 TPIT | 35.00 |
| 4 | Yoder, Heidi C    | 32 JYMF | 34.00 |
| 5 | Jones, Rose       | 34 INDY | 34.03 |
| 6 | Wade, Holly S     | 30 INDY | 35.06 |
| 7 | Koeppel, Kacey J  | 33 REDT | 36.84 |
| 8 | Sneed, Lacy C     | 30 MM   | 37.00 |

Heat 22 of 27 Finals

|   |                      |         |       |
|---|----------------------|---------|-------|
| 1 | Schneider, Erin E    | 34 WMAC | 33.79 |
| 2 | Dank, Annie          | 33 MINN | 33.56 |
| 3 | Klein, Stephanie M   | 30 PMST | 33.45 |
| 4 | Scheidenhelm, Drew E | 30 ELG  | 32.99 |
| 5 | Swope, Danielle R    | 34 NAST | 33.40 |
| 6 | Hornik, Mary T       | 33 IM   | 33.50 |
| 7 | Sarbacker, Sarah     | 33 EXCL | 33.65 |
| 8 | Duhaime, Susan A     | 30 MICH | 33.93 |

Heat 23 of 27 Finals

|   |                       |         |       |
|---|-----------------------|---------|-------|
| 1 | Yepez-Bird, Mariela   | 31 SKY  | 32.52 |
| 2 | Zerhusen, Megan       | 33 SKY  | 30.43 |
| 3 | Grover, Mollie K      | 32 TERR | 29.70 |
| 4 | Hyman, Misty D        | 34 PHX  | 28.72 |
| 5 | Vucinich, Elizabeth A | 32 WHZO | 29.17 |
| 6 | Downing, Jennifer     | 34 NEM  | 29.89 |
| 7 | Quattropani, LeeAnne  | 34 MTMS | 31.54 |
| 8 | Perrotet, Jennifer K  | 33 NCMS | 32.98 |

Heat 24 of 27 Finals

|   |                           |         |       |
|---|---------------------------|---------|-------|
| 1 | Klemm, Sarah              | 29 ELG  | 32.10 |
| 2 | Kelly, Kaymee             | 28 GSMS | 31.03 |
| 3 | Cush, Rachel              | 28 MICH | 30.22 |
| 4 | O'Donnell-McCarthy, Fiona | 26 TOC  | 28.82 |
| 5 | Sitarz, Rachel A          | 28 ISWM | 29.69 |
| 6 | Reeder, Lauren M          | 25 IM   | 31.00 |
| 7 | Teller, Jordan            | 29 BOZE | 31.56 |
| 8 | Wang, Stephanie           | 25 NAST | 32.76 |

Heat 25 of 27 Finals

|   |                    |         |       |
|---|--------------------|---------|-------|
| 1 | Vetter, Johanna K  | 22 GLTR | 35.00 |
| 2 | Weston, Nikki A    | 22 NAST | 34.50 |
| 3 | Evans, Haley A     | 21 UTAH | 33.69 |
| 4 | Shockey, Kayla     | 19 UNAT | 32.90 |
| 5 | Miller, Leah       | 24 INDY | 33.12 |
| 6 | Batesole, Briana D | 24 PRTR | 34.31 |
| 7 | FitzGerald, Erin E | 21 PSM  | 34.84 |
| 8 | Meurer, Anastasia  | 23 CSI  | 36.10 |

Heat 26 of 27 Finals

|   |                          |         |       |
|---|--------------------------|---------|-------|
| 1 | St. Sauveur, Katelyn     | 24 EDIN | 32.27 |
| 2 | Arnold, Haley M          | 24 COLE | 32.06 |
| 3 | Brink, Opal E            | 18 QMST | 31.85 |
| 4 | Sheafor, Tirion L        | 18 NCMS | 31.20 |
| 5 | Fisher, Katelyn A        | 19 CSMT | 31.20 |
| 6 | Margolin, Michelle L     | 22 DUCK | 32.00 |
| 7 | Saint Germain, Marissa R | 22 GLTR | 32.12 |
| 8 | Turner, Katy C           | 23 MARY | 32.60 |

**2013 USMS Spring National Championships, Sanction #: 163-S001**

**IU Natatorium, Indianapolis**

**Meet Program - Friday, May 10, 2013**

**Heat 27 (#8 Women 50 Yard Backstroke)**

|   |                     |         |       |
|---|---------------------|---------|-------|
| 1 | Sheafor, Haley E    | 18 NCMS | 29.90 |
| 2 | Kopacka, Ryann      | 24 GAJA | 29.40 |
| 3 | Spencer, Rachel     | 20 UTAH | 28.37 |
| 4 | Anderson, Abigail L | 23 MTSC | 25.90 |
| 5 | Saulters, Nicole K  | 23 MMA  | 28.00 |
| 6 | Ryan, Sarah A       | 23 LIEM | 28.50 |
| 7 | King, Emily         | 21 UNAT | 29.88 |
| 8 | Brakora, Kelly S    | 22 UNAT | 31.16 |

**#9 Men 200 Yard Freestyle**

| Lane | Name | Age Club | Seed Time |
|------|------|----------|-----------|
|------|------|----------|-----------|

**Heat 1 of 39 Finals**

|   |                    |         |         |
|---|--------------------|---------|---------|
| 3 | Doud, Robert R     | 90 MICH | 5:04.95 |
| 4 | Schmidt, Jurgen B  | 90 MVN  | 3:36.77 |
| 5 | McKinley, Howard M | 91 TOC  | 4:55.00 |

**Heat 2 of 39 Finals**

|   |                     |         |         |
|---|---------------------|---------|---------|
| 1 | Burgess, H. William | 84 HIMA | 3:41.27 |
| 2 | Beach, Robert E     | 82 SPM  | 3:25.00 |
| 3 | McAree, Francis E   | 82 INDY | 3:17.83 |
| 4 | Jones, Burwell      | 80 SYSM | 2:36.00 |
| 5 | Shechter, Stanley J | 80 AGUA | 3:01.25 |
| 6 | Stolz, Irwin W      | 83 GAJA | 3:21.06 |
| 7 | Conkey, Jim         | 81 SNM  | 3:40.25 |
| 8 | Ellis, Richard      | 80 AGUA | 4:00.00 |

**Heat 3 of 39 Finals**

|   |                    |         |         |
|---|--------------------|---------|---------|
| 2 | Keefe, Edward K    | 74 NAST | 5:16.05 |
| 3 | Wood, Craig A      | 72 ETEX | 3:08.00 |
| 4 | Half, Henry M      | 70 MOST | 2:50.19 |
| 5 | Kilroy, Thomas J   | 70 ADMS | 2:50.80 |
| 6 | Monahan, Richard S | 71 METR | 3:10.00 |
| 7 | Thomas, Nate       | 75 ZEN  | 3:31.00 |

**Heat 4 of 39 Finals**

|   |                      |         |         |
|---|----------------------|---------|---------|
| 1 | Lockwood, Joel M     | 78 MICH | 3:01.00 |
| 2 | Blake, William V     | 76 MOST | 2:56.64 |
| 3 | Martin, Ray G        | 75 MICH | 2:47.11 |
| 4 | Cavanaugh, Cav       | 77 GOLD | 2:30.00 |
| 5 | Mennen, Marty A      | 76 INDY | 2:30.00 |
| 6 | Hall, Sid            | 77 O*H* | 2:50.55 |
| 7 | Le Bourgeois, John Y | 75 UNAT | 2:59.00 |
| 8 | Chisholm, Dick       | 78 O*H* | 3:07.74 |

**Heat 5 of 39 Finals**

|   |                    |         |         |
|---|--------------------|---------|---------|
| 1 | Walker, Joseph R   | 71 SNM  | 2:40.21 |
| 2 | Tulenko, Tom       | 70 1776 | 2:38.00 |
| 3 | Raffaelli, Larry L | 70 VCM  | 2:25.00 |
| 4 | Landis, Tom        | 71 OREG | 2:08.68 |
| 5 | Wolfe, Artie       | 73 CMS  | 2:23.98 |
| 6 | Hamada, Ahmed G    | 74 GOLD | 2:33.96 |
| 7 | Bell, John L       | 70 UCLA | 2:38.76 |
| 8 | Leech, Sid         | 70 NBAC | 2:47.46 |

**Heat 6 of 39 Finals**

|   |                    |         |         |
|---|--------------------|---------|---------|
| 2 | March, Ed          | 66 MIST | 3:23.10 |
| 3 | Farmer, Michael W  | 65 ROSE | 2:49.06 |
| 4 | Walker, Larry      | 69 SLAM | 2:40.00 |
| 5 | Wittman, Charles F | 68 METR | 2:43.01 |
| 6 | Dayton, Barry H    | 67 IM   | 3:15.00 |

**Heat 7 of 39 Finals**

|   |                    |         |         |
|---|--------------------|---------|---------|
| 1 | Parsons, Roger L   | 66 GOLD | 2:30.50 |
| 2 | Motheral, Thomas W | 65 SYSM | 2:27.18 |
| 3 | Arneson, Gaard     | 65 MICH | 2:24.30 |
| 4 | Meade, Tom J       | 65 BUMS | 2:21.30 |
| 5 | Brzezinski, Jay    | 66 PALM | 2:23.64 |
| 6 | McColly, Michael   | 67 PSM  | 2:26.00 |
| 7 | Owens, Robert A    | 66 VCM  | 2:29.00 |
| 8 | Clarke, Gregory L  | 65 COLE | 2:34.68 |

**Heat 8 of 39 Finals**

|   |                     |         |         |
|---|---------------------|---------|---------|
| 1 | Salkind, Neil J     | 66 MOVY | 2:20.00 |
| 2 | Frost, Kenneth A    | 68 TAM  | 2:14.84 |
| 3 | Rudloff, Edward     | 65 TOC  | 2:09.50 |
| 4 | Abrahams, Richard T | 68 CMS  | 2:03.00 |
| 5 | Couch, Bob E        | 66 SYSM | 2:08.06 |
| 6 | Burns, Richard      | 69 TAM  | 2:12.00 |
| 7 | Bruce, Bob A        | 65 OREG | 2:17.01 |
| 8 | Bromer, Carl        | 66 DAS  | 2:20.00 |

**Heat 9 of 39 Finals**

|   |                     |         |         |
|---|---------------------|---------|---------|
| 3 | Davidson, Wallace N | 60 SLAM | 2:47.89 |
| 4 | Knuth, Clark A      | 64 WMAC | 2:29.67 |
| 5 | Miller, Jim W       | 62 VMST | 2:35.00 |
| 6 | Moore, Michael W    | 62 USF  | 2:52.00 |

**Heat 10 of 39 Finals**

|   |                    |         |         |
|---|--------------------|---------|---------|
| 1 | Beardmore, Roger O | 61 GAJA | 2:24.66 |
| 2 | Engineri, Paul J   | 62 BUMS | 2:23.50 |
| 3 | Larson, Allen J    | 60 OREG | 2:16.87 |
| 4 | Gustafson, Lee O   | 61 TPIT | 2:16.55 |
| 5 | Warner, Frank      | 64 PSM  | 2:16.84 |
| 6 | Cowing, John M     | 64 MICH | 2:20.00 |
| 7 | Watts, David T     | 60 WMAC | 2:24.61 |
| 8 | Fox, Jim           | 60 INDY | 2:25.00 |

**Heat 11 of 39 Finals**

|   |                     |         |         |
|---|---------------------|---------|---------|
| 1 | Bauer, Craig J      | 60 INDY | 2:15.48 |
| 2 | Stevens, Craig W    | 60 1776 | 2:09.01 |
| 3 | Bernard, Alan D     | 63 TAM  | 2:08.59 |
| 4 | Batizy, Arpad       | 61 O*H* | 2:07.98 |
| 5 | Olson, Chuck A      | 63 MICH | 2:08.00 |
| 6 | Borsuk, Edward J    | 60 O*H* | 2:08.70 |
| 7 | Kornblatt, Daniel S | 63 BUMS | 2:15.00 |
| 8 | Sterne, Erik A      | 60 ROSE | 2:16.50 |

**Heat 12 of 39 Finals**

|   |                   |         |         |
|---|-------------------|---------|---------|
| 1 | Purdie, James L   | 60 NAM  | 2:07.00 |
| 2 | Gruber, Glenn A   | 63 VCM  | 2:05.15 |
| 3 | Perout, Jeffrey J | 60 SYSM | 2:03.00 |
| 4 | Mc Conica, Jim    | 62 VCM  | 1:59.13 |
| 5 | Thornton, James   | 60 1776 | 2:02.99 |
| 6 | Modjeska, Mark E  | 60 ARIZ | 2:04.50 |
| 7 | Eggar, Jack D     | 60 ELG  | 2:06.33 |
| 8 | Childs, Lee       | 64 GOLD | 2:07.16 |

**Heat 13 of 39 Finals**

|   |                   |         |         |
|---|-------------------|---------|---------|
| 1 | Valvano, John J   | 56 CMS  | 2:56.00 |
| 2 | Mange, David P    | 57 MICH | 2:28.00 |
| 3 | Reed, Michael E   | 58 LIB  | 2:20.70 |
| 4 | Thoman, Henry N   | 56 UNAT | 2:11.15 |
| 5 | Aumiller, Joe     | 55 MICH | 2:14.54 |
| 6 | Johnson, David L  | 57 DAC  | 2:25.40 |
| 7 | Miller, John B    | 59 MGM  | 2:50.51 |
| 8 | Forgione, David J | 58 MICH | 3:38.02 |

**Heat 14 of 39 Finals**

|   |                       |         |         |
|---|-----------------------|---------|---------|
| 1 | Tribuzi, Scot B       | 55 O*H* | 2:08.49 |
| 2 | Fochios, Dean T       | 59 WMAC | 2:05.52 |
| 3 | Knowles, Andy         | 58 SWIF | 2:03.89 |
| 4 | Gibson, Christopher E | 57 UNAT | 2:03.14 |
| 5 | Welchlin, Bob         | 56 MOVY | 2:03.53 |
| 6 | Jack, Michael         | 56 MOVY | 2:05.00 |
| 7 | Keenan, George W      | 59 IM   | 2:05.66 |
| 8 | Peyton, Mike W        | 57 OREG | 2:10.94 |

**Heat 15 of 39 Finals**

|   |                      |         |         |
|---|----------------------|---------|---------|
| 1 | Nolte, Christopher C | 56 CMS  | 2:02.50 |
| 2 | Young, Bruce D       | 55 CSC  | 2:01.04 |
| 3 | Shepherd, David R    | 57 MICH | 1:58.50 |
| 4 | Kozlowski, Kirk E    | 55 MVM  | 1:57.00 |
| 5 | Blatt, Michael J     | 57 VCM  | 1:57.61 |
| 6 | Scanlan, Kevin       | 58 ELG  | 2:01.00 |
| 7 | Callahan, Jim        | 55 UNAT | 2:01.66 |
| 8 | Taylor, Chip         | 56 BSLM | 2:02.50 |

**Heat 16 of 39 Finals**

|   |                   |         |         |
|---|-------------------|---------|---------|
| 1 | Worthen, Mark S   | 58 UNAT | 1:56.00 |
| 2 | Klein, Jonathan E | 55 NCMS | 1:55.28 |
| 3 | McCabe, Thomas J  | 55 IM   | 1:55.00 |
| 4 | Groselle, Jack R  | 58 SYSM | 1:52.48 |
| 5 | Ritter, James H   | 56 CSMT | 1:54.94 |
| 6 | Karas, Paul G     | 57 MICH | 1:55.12 |
| 7 | Carter, Paul V    | 55 TOC  | 1:56.00 |
| 8 | Stephenson, Dan   | 56 ROSE | 1:56.75 |

**Heat 17 of 39 Finals**

|   |                  |         |         |
|---|------------------|---------|---------|
| 1 | Reeder, Forest F | 50 IM   | 2:35.00 |
| 2 | Dowd, Douglas B  | 52 SLAM | 2:21.34 |
| 3 | King, Ian E      | 50 GAJA | 2:16.97 |
| 4 | Smith, Dave J    | 52 ANBM | 2:30.79 |
| 5 | Scott, Ryan C    | 35 WLAC | 2:07.10 |
| 6 | Uiterwyk, Sean   | 39 NEM  | 2:03.27 |
| 7 | Henkel, Scott    | 38 BUMS | 2:06.00 |
| 8 | Marsh, Edward T  | 48 ELG  | 2:58.04 |

**Heat 18 of 39 Finals**

|   |                    |         |         |
|---|--------------------|---------|---------|
| 1 | Norman, Timothy L  | 53 DAS  | 2:14.85 |
| 2 | Severance, David A | 50 WMAC | 2:12.00 |
| 3 | Tsuzuki, Ed M      | 54 GSM  | 2:10.10 |
| 4 | Thompson, Reese E  | 54 MOVY | 2:08.55 |
| 5 | Matysek, Jim       | 53 SYSM | 2:08.85 |
| 6 | Macdonald, Dan C   | 54 MICH | 2:12.00 |
| 7 | Rowland, Jim       | 52 LIB  | 2:12.77 |
| 8 | Campbell, Chris    | 52 MVM  | 2:16.61 |

**Heat 19 of 39 Finals**

|   |                   |         |         |
|---|-------------------|---------|---------|
| 1 | Boileau, Mike     | 51 CMS  | 2:07.08 |
| 2 | Dahlke, Grant     | 50 ELG  | 2:05.35 |
| 3 | Miller, John A    | 52 MICH | 2:05.01 |
| 4 | Pfaltzgraff, Mark | 51 WMAC | 2:04.57 |
| 5 | Zoltick, Martin M | 50 FXCM | 2:05.00 |
| 6 | Procton, Bruce    | 51 NCMS | 2:05.03 |
| 7 | Ruch, Steve R     | 50 MICH | 2:05.50 |
| 8 | Wright, Michael R | 50 INDY | 2:07.76 |

## 2013 USMS Spring National Championships, Sanction #: 163-S001

## IU Natatorium, Indianapolis

## Meet Program - Friday, May 10, 2013

**Heat 20 (#9 Men 200 Yard Freestyle)**

|   |                  |         |         |
|---|------------------|---------|---------|
| 1 | Orten, Frank T   | 54 CMS  | 2:03.95 |
| 2 | Holmes, Robert C | 50 SKY  | 2:03.00 |
| 3 | Cleaver, Oliver  | 50 SAWS | 2:00.92 |
| 4 | Brenner, Bill    | 54 SYSM | 2:00.00 |
| 5 | Farrell, Stan    | 50 BSLM | 2:00.34 |
| 6 | Hassan, Amro A   | 53 MEDM | 2:01.09 |
| 7 | Shipp, Bill      | 53 TERR | 2:03.50 |

**Heat 21 of 39 Finals**

|   |                  |         |         |
|---|------------------|---------|---------|
| 1 | Soltys, Ted J    | 52 IM   | 1:57.50 |
| 2 | Reister, John A  | 50 CMS  | 1:55.20 |
| 3 | Patten, Bobby    | 50 DAMM | 1:53.99 |
| 4 | Scott, Greg C    | 53 CMS  | 1:52.38 |
| 5 | Stultz, Todd W   | 53 SYSM | 1:53.38 |
| 6 | Berryhill, Keith | 53 RAY  | 1:54.00 |
| 7 | Johnson, Eric A  | 52 LRC  | 1:55.80 |
| 8 | Voss, Peter M    | 51 CASC | 1:59.00 |

**Heat 22 of 39 Finals**

|   |                   |         |         |
|---|-------------------|---------|---------|
| 1 | Mappes, Michael R | 46 NEM  | 2:28.42 |
| 2 | Kennedy, Andrew J | 45 MICH | 2:11.43 |
| 3 | Meade, Matthew H  | 47 PTMS | 2:07.13 |
| 4 | Vaughn, David R   | 48 VMST | 2:05.00 |
| 5 | Hurst, Charles A  | 47 DLMA | 2:06.78 |
| 6 | Conterno, Enrique | 46 INDY | 2:09.90 |
| 7 | Kertin, Brian     | 46 FSAM | 2:17.00 |
| 8 | Finch, William H  | 47 CSI  | 2:35.00 |

**Heat 23 of 39 Finals**

|   |                      |         |         |
|---|----------------------|---------|---------|
| 1 | Londrigan, Tom       | 45 INDY | 2:02.67 |
| 2 | Mc Ginley, Patrick B | 49 ROSE | 2:01.50 |
| 3 | Rounds, Douglas      | 48 PRTR | 2:01.00 |
| 4 | Lage, Terry L        | 45 SFTL | 1:59.16 |
| 5 | Buerger, Dan         | 45 PTMS | 2:00.44 |
| 6 | Gray, David L        | 45 T2NM | 2:01.27 |
| 7 | Rodon, William A     | 49 CHGO | 2:02.59 |
| 8 | Berger, Andrew M     | 48 MICH | 2:03.37 |

**Heat 24 of 39 Finals**

|   |                    |         |         |
|---|--------------------|---------|---------|
| 1 | Ferguson, Daniel B | 46 WH2O | 1:58.00 |
| 2 | Boosin, Michael J  | 46 SCAQ | 1:57.60 |
| 3 | Dixon, Glenn S     | 48 NEM  | 1:56.67 |
| 4 | Davis, William A   | 45 NCMS | 1:55.36 |
| 5 | Pushka, Dave       | 49 IM   | 1:55.50 |
| 6 | Bailey, Jeff M     | 46 MICH | 1:57.26 |
| 7 | Luebbe, James      | 45 SKY  | 1:58.00 |
| 8 | Powell, Steven T   | 45 LAPS | 1:59.01 |

**Heat 25 of 39 Finals**

|   |                 |         |         |
|---|-----------------|---------|---------|
| 1 | O'Dell, Rick    | 45 BLU  | 1:55.00 |
| 2 | Moran, Marty    | 46 MINN | 1:54.05 |
| 3 | Cox, Mark       | 45 PTMS | 1:52.50 |
| 4 | Davis, Ross C   | 46 WMST | 1:45.98 |
| 5 | Bennett, Dennis | 47 IAMA | 1:51.01 |
| 6 | Martin, Chris D | 46 NCMS | 1:53.13 |
| 7 | Oliva, Stepan   | 46 WIN  | 1:54.17 |
| 8 | Jones, Brian A  | 47 PSM  | 1:55.00 |

**Heat 26 of 39 Finals**

|   |                   |         |         |
|---|-------------------|---------|---------|
| 1 | Papa, Ricardo M   | 41 MICH | 2:20.00 |
| 2 | Sax, William C    | 44 GMUP | 2:05.11 |
| 3 | Semus, Joe        | 42 MEDM | 2:04.60 |
| 4 | Harris, Bill      | 42 CON  | 2:01.87 |
| 5 | Stauffer, Randy A | 43 CON  | 2:03.69 |
| 6 | Dunne, Corey      | 40 UNAT | 2:04.79 |
| 7 | Morgan, Michael   | 41 MICH | 2:07.77 |
| 8 | Michuda, Robert   | 42 LIB  | 2:28.88 |

**Heat 27 of 39 Finals**

|   |                    |         |         |
|---|--------------------|---------|---------|
| 1 | Dolence, Mike      | 40 INDY | 2:00.20 |
| 2 | Fletcher, Jeff H   | 43 UNAT | 1:59.59 |
| 3 | Ellis, Andrew F    | 44 TERR | 1:56.87 |
| 4 | Lehr, Gunner F     | 40 NAM  | 1:55.62 |
| 5 | Sheldon, Paul      | 42 CMS  | 1:56.12 |
| 6 | Vocke, Joe         | 42 NAM  | 1:59.47 |
| 7 | White, James H     | 42 BSLM | 2:00.00 |
| 8 | Mitchinson, Dean T | 44 SYSM | 2:00.49 |

**Heat 28 of 39 Finals**

|   |                    |         |         |
|---|--------------------|---------|---------|
| 1 | Beattie, David A   | 43 HLJ  | 1:55.23 |
| 2 | Urban, Mark        | 43 MGM  | 1:54.56 |
| 3 | Lee, Lawrence B    | 44 NCMS | 1:53.01 |
| 4 | Andersen, Morten   | 42 NCMS | 1:49.99 |
| 5 | Nelson, Kirk       | 43 PSM  | 1:52.45 |
| 6 | Carroll, Stewart A | 43 RAM  | 1:53.03 |
| 7 | Chebotarev, Oleg   | 44 JAM  | 1:55.01 |
| 8 | Pegram, Steve      | 44 NCMS | 1:55.44 |

**Heat 29 of 39 Finals**

|   |                      |         |         |
|---|----------------------|---------|---------|
| 1 | Nakahodo, Sidney     | 37 NCYM | 2:00.08 |
| 2 | Bookwalter, Thomas C | 36 INDY | 2:00.00 |
| 3 | Habben, Doug         | 36 NAST | 1:59.99 |
| 4 | Valle, Marc A        | 39 ARIZ | 1:59.28 |
| 5 | Bookwalter, George   | 35 DOC  | 1:59.47 |
| 6 | Passos, Andre        | 39 ROSE | 2:00.00 |
| 7 | Redmon, Scott C      | 39 CSC  | 2:00.01 |
| 8 | Mirt, Chad J         | 39 ALEX | 2:00.96 |

**Heat 30 of 39 Finals**

|   |                    |         |         |
|---|--------------------|---------|---------|
| 1 | Robinson, Thomas R | 35 BSLM | 1:58.00 |
| 2 | Adams, James A     | 35 HMS  | 1:56.35 |
| 3 | Reader, Paul       | 37 IM   | 1:54.98 |
| 4 | Rietema, Brad      | 36 MICH | 1:54.54 |
| 5 | Jent, Daniel E     | 35 ALEX | 1:54.85 |
| 6 | Albino, Jorge E    | 38 SYSM | 1:56.00 |
| 7 | Mills, Jamie       | 36 LIB  | 1:56.79 |
| 8 | Lathrop, George R  | 39 INDY | 1:59.00 |

**Heat 31 of 39 Finals**

|   |                     |         |         |
|---|---------------------|---------|---------|
| 1 | Mangano, Matthew A  | 35 SWOM | 1:52.05 |
| 2 | Alley, David W      | 38 TXLA | 1:50.25 |
| 3 | Michaels, Stephen R | 35 BUMS | 1:49.09 |
| 4 | Dawkins, Adam S     | 37 SWIN | 1:48.26 |
| 5 | Ohman, Niclas K     | 38 NEM  | 1:48.33 |
| 6 | Mitchell, Justin W  | 37 WLAC | 1:49.50 |
| 7 | Papa, Ryan          | 36 MICH | 1:51.00 |
| 8 | Pecht, Ben T        | 38 VCM  | 1:52.86 |

**Heat 32 of 39 Finals**

|   |                      |         |         |
|---|----------------------|---------|---------|
| 2 | Jaskot, Brian R      | 34 ALEX | 2:02.98 |
| 3 | Oo, Aung Sann        | 31 ARIZ | 1:58.41 |
| 4 | Niesen, Nathaniel    | 31 GLTR | 2:00.00 |
| 5 | Shaw, Chris          | 31 MARY | 2:12.00 |
| 6 | Halvorson, John T    | 22 HMS  | 2:23.00 |
| 7 | Flickinger, Dallas L | 24 MTMS | 2:36.17 |

**Heat 33 of 39 Finals**

|   |                       |         |         |
|---|-----------------------|---------|---------|
| 1 | Cook, Daniel A        | 34 WLAC | 1:58.00 |
| 2 | Paushter, Matthew K   | 33 BUMS | 1:56.39 |
| 3 | Johnson, Luke B       | 30 FSTM | 1:56.09 |
| 4 | Kendig, Jamie M       | 32 SYSM | 1:54.94 |
| 5 | Tepe, Adam            | 32 CAT  | 1:56.00 |
| 6 | Hildebrand, David R   | 32 TNYA | 1:56.13 |
| 7 | Sikich, Christopher P | 34 NAST | 1:56.71 |
| 8 | Rokosz, Milos         | 33 MMA  | 1:58.40 |

**Heat 34 of 39 Finals**

|   |                       |         |         |
|---|-----------------------|---------|---------|
| 1 | Owen, Jason L         | 32 CSPM | 1:52.62 |
| 2 | Dallmann, David D     | 34 WMAC | 1:49.00 |
| 3 | Kercheval, Josh       | 32 IM   | 1:46.94 |
| 4 | Vanderkaay, Christian | 31 MICH | 1:43.38 |
| 5 | Gaines, Billy         | 32 LVM  | 1:45.00 |
| 6 | Scheerhorn, Andrew J  | 31 CAT  | 1:48.99 |
| 7 | Holsman, Trent T      | 32 TOC  | 1:50.18 |
| 8 | Strahota, Jeffrey R   | 32 TERR | 1:54.69 |

**Heat 35 of 39 Finals**

|   |                      |         |         |
|---|----------------------|---------|---------|
| 1 | McDonnell, Michael P | 28 LIB  | 2:28.49 |
| 2 | Perry, Matt          | 26 MICH | 1:57.77 |
| 3 | Wong, Peter          | 28 SPRY | 1:56.00 |
| 4 | Nussen, Adam         | 25 LIEM | 1:54.88 |
| 5 | Collins, Josiah      | 25 ART  | 1:55.10 |
| 6 | Gricius, David P     | 26 UNAT | 1:56.24 |
| 7 | Kayupov, Arman       | 28 AGUA | 2:00.00 |
| 8 | Hendricks, Dane G    | 19 PSM  | 2:13.27 |

**Heat 36 of 39 Finals**

|   |                        |         |         |
|---|------------------------|---------|---------|
| 1 | Crawford, Eric J       | 28 ART  | 1:53.96 |
| 2 | O'Dea, Evan            | 28 DOC  | 1:53.07 |
| 3 | Benoit, Matthew        | 25 TOC  | 1:52.00 |
| 4 | Swick, John T          | 29 ARIZ | 1:50.38 |
| 5 | Veneklase, Justin      | 25 MICH | 1:50.59 |
| 6 | Perrott, Bryan         | 27 ART  | 1:52.32 |
| 7 | Talbott, Christopher J | 26 TOC  | 1:53.10 |
| 8 | Ritter, Kyle R         | 26 CSMT | 1:54.55 |

**Heat 37 of 39 Finals**

|   |                    |         |         |
|---|--------------------|---------|---------|
| 1 | Bower, Kenny G     | 25 TOC  | 1:49.49 |
| 2 | Neuwirth, Jamie    | 25 TOC  | 1:48.00 |
| 3 | Gullett, Jeffrey D | 29 CMS  | 1:46.00 |
| 4 | Ritter, Adam J     | 28 CSMT | 1:38.99 |
| 5 | Cunnick, Charles W | 27 CHGO | 1:42.86 |
| 6 | Dickson, Luke J    | 28 INDY | 1:47.76 |
| 7 | Vetor, Craig A     | 25 INDY | 1:48.94 |
| 8 | McCabe, Ryan C     | 28 SPRY | 1:50.00 |

**2013 USMS Spring National Championships, Sanction #: 163-S001**

**IU Natatorium, Indianapolis**

**Meet Program - Friday, May 10, 2013**

**Heat 38 (#9 Men 200 Yard Freestyle)**

|   |                  |         |         |
|---|------------------|---------|---------|
| 1 | Malony, Shawn    | 23 SKY  | 1:57.05 |
| 2 | Oreizi, Justin D | 23 DUCK | 1:55.00 |
| 3 | Happ, Kevin R    | 24 NCMS | 1:53.69 |
| 4 | Snyder, Alex J   | 23 INDY | 1:53.08 |
| 5 | Wiley, DJ        | 23 UTAH | 1:53.28 |
| 6 | Nemesi, Joey V   | 19 ARKM | 1:54.25 |
| 7 | Shaheen, Luke    | 24 SYSM | 1:57.01 |
| 8 | Olden, Jaegger   | 20 HMS  | 2:06.95 |

**Heat 39 of 39 Finals**

|   |                          |         |         |
|---|--------------------------|---------|---------|
| 1 | Singleton, Marcus G      | 24 UTAH | 1:52.64 |
| 2 | Dyer, Dustin M           | 19 NCMS | 1:51.97 |
| 3 | Sayre, William J         | 24 INDY | 1:48.00 |
| 4 | O'Neill, Thomas D        | 23 BUM  | 1:44.00 |
| 5 | Elliott, Andrew          | 23 BUM  | 1:47.43 |
| 6 | Honeycutt, Chase         | 18 NAM  | 1:48.03 |
| 7 | Altman-Kurosaki, Jonas Y | 24 AGUA | 1:52.00 |
| 8 | Malasky, Martin E        | 24 TOC  | 1:52.96 |

**#10 Women 200 Yard Freestyle**

| Lane | Name | Age Club | Seed Time |
|------|------|----------|-----------|
|------|------|----------|-----------|

**Heat 1 of 29 Finals**

|   |                     |        |         |
|---|---------------------|--------|---------|
| 3 | Ward, Carol         | 64 IM  | 3:13.00 |
| 4 | Hanes, Alice J      | 81 IM  | 4:25.50 |
| 5 | Kornfeld, Maurine E | 91 MVN | 4:34.58 |

**Heat 2 of 29 Finals**

|   |                    |         |         |
|---|--------------------|---------|---------|
| 1 | Berning, Henrietta | 79 IM   | 4:35.16 |
| 2 | Reinke, Carol J    | 76 WMAC | 3:50.00 |
| 3 | Walker, Laura S    | 75 VMST | 3:19.12 |
| 4 | Jordan, Betsy T    | 76 SDSM | 3:01.45 |
| 5 | Oberg, Jane G      | 75 CMS  | 3:08.20 |
| 6 | Rooney, Joanne T   | 79 IM   | 3:43.26 |
| 7 | Moder, Joanne E    | 75 WMAC | 3:59.05 |
| 8 | Stevens, Ann B     | 79 IM   | 4:45.00 |

**Heat 3 of 29 Finals**

|   |                  |         |         |
|---|------------------|---------|---------|
| 2 | Shockro, Ellen K | 70 MESC | 3:17.65 |
| 3 | Ridout, Nancy J  | 71 TAM  | 2:55.00 |
| 4 | Schreiner, Beth  | 72 VMST | 2:46.03 |
| 5 | Frid, Barbara    | 71 OREG | 2:47.20 |
| 6 | Durrant, Betsy   | 71 VMST | 2:58.59 |

**Heat 4 of 29 Finals**

|   |                        |         |         |
|---|------------------------|---------|---------|
| 1 | Hill, Marcia M         | 68 BCTM | 3:06.50 |
| 2 | Burfeind, Betty        | 66 IM   | 2:49.25 |
| 3 | Shoenberger, Linda R   | 65 TAM  | 2:40.71 |
| 4 | Uustal, Diann B        | 66 UNAT | 2:25.32 |
| 5 | Williamson, Francine S | 65 GAJA | 2:25.65 |
| 6 | McDaniel, Georgia      | 66 IM   | 2:47.00 |
| 7 | Ventura, Rosa V        | 65 SFTL | 2:51.50 |
| 8 | Tyler, Sarah L         | 68 SNM  | 3:07.45 |

**Heat 5 of 29 Finals**

|   |                         |         |         |
|---|-------------------------|---------|---------|
| 2 | Van Dyke, Anne          | 60 MICH | 3:01.00 |
| 3 | Lyman, Carolyn B        | 62 UTAH | 2:43.15 |
| 4 | Fisher Campbell, Anne E | 60 INDY | 2:41.83 |
| 5 | Francis, Susan A        | 60 INDY | 2:42.00 |
| 6 | Weston, Susan E         | 62 SDSM | 2:47.92 |

**Heat 6 of 29 Finals**

|   |                     |         |         |
|---|---------------------|---------|---------|
| 1 | Preissler, Stella   | 64 PSM  | 2:30.36 |
| 2 | Craffey, Joan P     | 60 AGUA | 2:30.00 |
| 3 | Rothenberg, Diane F | 60 O*H* | 2:25.00 |
| 4 | Val, Laura B        | 61 TAM  | 2:10.00 |
| 5 | Miller, Celeste     | 63 SNM  | 2:23.00 |
| 6 | Guthrie, Sally K    | 63 MICH | 2:29.55 |
| 7 | Horton, Geraldine D | 61 INDY | 2:30.00 |
| 8 | Jones, Cynthia L    | 63 IM   | 2:36.70 |

**Heat 7 of 29 Finals**

|   |                   |         |         |
|---|-------------------|---------|---------|
| 2 | Lisy, Cheryl L    | 54 JPD  | 4:59.71 |
| 3 | Marshfield, Ann K | 54 O*H* | 2:55.11 |
| 4 | Crouch, Kim       | 51 CMS  | 2:45.33 |
| 5 | Sedivy, Angela M  | 50 NAM  | 2:45.54 |
| 6 | Lees, Terri A     | 59 MOVY | 2:53.15 |
| 7 | Knowles, Nancy C  | 55 SWIF | 2:55.91 |

**Heat 8 of 29 Finals**

|   |                   |         |         |
|---|-------------------|---------|---------|
| 1 | Walker, Robin     | 57 NAST | 2:49.42 |
| 2 | Clair, Kathleen S | 55 1776 | 2:48.56 |
| 3 | Perfall, Betty M  | 55 FXCM | 2:40.00 |
| 4 | Watts, Sue N      | 58 1776 | 2:33.01 |
| 5 | Roesch, Susan E   | 55 MICH | 2:38.14 |
| 6 | Blatt, Cindy S    | 59 VCM  | 2:41.51 |
| 7 | Kregor, Janice    | 56 SKY  | 2:49.33 |
| 8 | Johnson, Jan C    | 58 INDY | 2:50.30 |

**Heat 9 of 29 Finals**

|   |                      |         |         |
|---|----------------------|---------|---------|
| 1 | Murray, Gail C       | 55 SKY  | 2:26.50 |
| 2 | Early, Marilyn E     | 55 MICH | 2:17.95 |
| 3 | Grilli, Tracy L      | 56 NEM  | 2:13.53 |
| 4 | Andrus-Hughes, Karen | 55 OREG | 2:10.00 |
| 5 | Warmuth, Stacey      | 56 VCM  | 2:10.85 |
| 6 | Ritter, Susan M      | 56 CSMT | 2:14.75 |
| 7 | Branch, Katherine A  | 55 NEM  | 2:18.97 |
| 8 | Glassman, Debbie A   | 59 PSM  | 2:31.90 |

**Heat 10 of 29 Finals**

|   |                         |         |         |
|---|-------------------------|---------|---------|
| 1 | Caves, Judy F           | 53 CHAR | 2:40.00 |
| 2 | Kavanagh, Suzanne       | 50 NEM  | 2:36.63 |
| 3 | Bolda, Barbara          | 51 MMA  | 2:29.06 |
| 4 | Murakowski, Courtenay E | 50 ISWM | 2:25.98 |
| 5 | Harasz, Melissa         | 53 SPM  | 2:27.37 |
| 6 | Young, Barbara A        | 50 NCMS | 2:30.00 |
| 7 | Sill, Sherry J          | 52 IRM  | 2:38.21 |
| 8 | Hyre, Susan P           | 54 FXCM | 2:40.00 |

**Heat 11 of 29 Finals**

|   |                       |         |         |
|---|-----------------------|---------|---------|
| 1 | Smart, Denise L       | 50 TULS | 2:23.58 |
| 2 | Stokes, Karin E       | 52 NEM  | 2:19.13 |
| 3 | Oliver, Karen M       | 53 SALT | 2:15.00 |
| 4 | Groselle, Laura L     | 52 SYSM | 2:13.26 |
| 5 | Petersen, Stephanie O | 51 SLAM | 2:13.50 |
| 6 | Zedonis, Lisa L       | 51 INDY | 2:19.00 |
| 7 | Miller, Patricia M    | 52 VMST | 2:22.97 |
| 8 | Craven, Leslie A      | 53 NEM  | 2:25.85 |

**Heat 12 of 29 Finals**

|   |                    |         |         |
|---|--------------------|---------|---------|
| 1 | Ingraham, Susan R  | 53 MOST | 2:09.45 |
| 2 | Najjar, Ellie S    | 51 CMS  | 2:09.06 |
| 3 | Steffe, Kathleen   | 50 CMS  | 2:06.13 |
| 4 | Jones, Eney        | 52 DAMM | 1:58.23 |
| 5 | Hernandez, Jill S  | 52 CHIC | 2:02.00 |
| 6 | Garnier, Kathy L   | 52 CMS  | 2:08.97 |
| 7 | Klestinec, Robin L | 51 NAM  | 2:09.33 |
| 8 | Kafka, Heidi       | 50 IM   | 2:12.66 |

**Heat 13 of 29 Finals**

|   |                     |         |         |
|---|---------------------|---------|---------|
| 2 | Brooks, Wendy       | 49 HURY | 2:40.00 |
| 3 | Dodd, Dina          | 49 NSA  | 2:27.14 |
| 4 | Johansson, Hanna L  | 46 PSM  | 2:19.83 |
| 5 | Davies, Anne C      | 49 OREG | 2:20.00 |
| 6 | LeBourgeois, Louise | 49 UNAT | 2:36.00 |
| 7 | Kaufmann, Karen E   | 48 VMST | 3:02.12 |

**Heat 14 of 29 Finals**

|   |                     |         |         |
|---|---------------------|---------|---------|
| 1 | Chessen, Christine  | 46 TOC  | 2:16.00 |
| 2 | Hamel, Laura        | 48 SYSM | 2:15.89 |
| 3 | Harris, Susan       | 47 MICH | 2:12.61 |
| 4 | McPherson, Chris A  | 45 NASH | 2:08.88 |
| 5 | Rian, Victoria L    | 46 NAST | 2:09.95 |
| 6 | Gregory, Ellen D    | 49 INDY | 2:13.68 |
| 7 | Bartek, Mary C      | 49 LSSC | 2:15.95 |
| 8 | Irish Bostic, Linda | 49 NCMJ | 2:16.04 |

**Heat 15 of 29 Finals**

|   |                     |         |         |
|---|---------------------|---------|---------|
| 1 | Birnbrich, Beth     | 49 NAM  | 2:08.00 |
| 2 | Gallagher, Kathy    | 48 ARIZ | 2:07.64 |
| 3 | Welting, Laureen K  | 47 TOC  | 2:05.21 |
| 4 | Gary, Kristin J     | 45 REDT | 2:00.30 |
| 5 | Stone, Stephanie    | 46 PCAT | 2:03.32 |
| 6 | Rapuno, Lisa O      | 47 NBAC | 2:06.50 |
| 7 | Dombkowski, Susan E | 47 MICH | 2:07.99 |
| 8 | Adams, Kari S       | 47 LVM  | 2:08.34 |

**Heat 16 of 29 Finals**

|   |                             |         |         |
|---|-----------------------------|---------|---------|
| 1 | Maly, Cleary                | 43 QMST | 2:59.16 |
| 2 | Quinn, Jill A               | 40 DLMA | 2:25.00 |
| 3 | Bishop, Laura J             | 40 BUMS | 2:19.70 |
| 4 | Naylor, Helen               | 44 VSM  | 2:16.95 |
| 5 | Holt-Wilson, Mary R         | 42 MESC | 2:19.67 |
| 6 | Buckley-Kornatz, Jennifer A | 41 NCMS | 2:23.54 |
| 7 | Thompson, Amy W             | 42 TOC  | 2:27.09 |

**Heat 17 of 29 Finals**

|   |                    |         |         |
|---|--------------------|---------|---------|
| 1 | Cimilluca, Krista  | 42 ELG  | 2:15.90 |
| 2 | Havice, Natalie    | 40 CSI  | 2:15.00 |
| 3 | Guerrera, Jill S   | 40 MICH | 2:14.66 |
| 4 | Petyk, Jennifer R  | 41 CHAR | 2:13.44 |
| 5 | Saribalas, Amy M   | 40 NAM  | 2:13.50 |
| 6 | Harrison, Jennifer | 42 ELG  | 2:15.00 |
| 7 | Cantrell, Connie S | 42 MICH | 2:15.68 |
| 8 | Sinitz, Cheryl     | 44 WMAC | 2:16.14 |



2013 USMS Spring National Championships, Sanction #: 163-S001

IU Natatorium, Indianapolis

Meet Program - Friday, May 10, 2013

**Heat 18 (#10 Women 200 Yard Freestyle)**

|   |                   |         |         |
|---|-------------------|---------|---------|
| 1 | Wyatt, Tricia M   | 43 NEM  | 2:08.79 |
| 2 | Holland, Amy S    | 41 NCMS | 2:05.00 |
| 3 | Lloyd, Kimberly K | 40 NEM  | 2:01.25 |
| 4 | Smith, Jody L     | 44 OREG | 1:58.64 |
| 5 | Werner, Haleigh A | 44 PSM  | 2:01.12 |
| 6 | McCurdy, Tracy C  | 44 NEM  | 2:01.73 |
| 7 | Seavall, Kelly J  | 44 CMS  | 2:06.90 |
| 8 | Texel, Paula M    | 42 SPM  | 2:12.33 |

**Heat 19 of 29 Finals**

|   |                    |         |         |
|---|--------------------|---------|---------|
| 2 | Gordon, Marisa D   | 35 MTSC | 3:29.42 |
| 3 | Parey, Christine M | 35 NAM  | 2:33.55 |
| 4 | Cohen, Rachel F    | 35 REDT | 2:34.79 |
| 5 | King, Sarah C      | 30 MTMS | 3:45.56 |
| 6 | Kim, Jeeyoon       | 32 INDY | 3:50.00 |
| 7 | Tegeler, Tiffany   | 27 MPM  | 3:30.00 |

**Heat 20 of 29 Finals**

|   |                       |         |         |
|---|-----------------------|---------|---------|
| 1 | Fairman, Abigail A    | 36 REDT | 2:26.25 |
| 2 | Hartsock, Jane A      | 35 CHGO | 2:15.92 |
| 3 | Birmelin, Jenny       | 35 MICH | 2:15.62 |
| 4 | Hindle, Lori D        | 37 NEM  | 2:12.35 |
| 5 | Morse, Sandra         | 35 UNAT | 2:12.89 |
| 6 | Cross, Mackinley L    | 36 CBA  | 2:15.84 |
| 7 | Fauquher, Sara        | 35 INDY | 2:18.88 |
| 8 | Garcia-Bates, Tatiana | 35 CHAR | 2:33.40 |

**Heat 21 of 29 Finals**

|   |                      |         |         |
|---|----------------------|---------|---------|
| 1 | Stich, Chris S       | 36 WMAC | 2:09.69 |
| 2 | Crawford, Ashley D   | 35 BSLM | 2:07.23 |
| 3 | Weststone, Susan     | 39 PSM  | 2:03.91 |
| 4 | Kelsey, Jane M       | 37 LRC  | 1:57.23 |
| 5 | Bingham, Laura       | 35 IM   | 2:03.11 |
| 6 | Smith, Rebecca L     | 36 BUMS | 2:05.24 |
| 7 | Lindsey, Elizabeth H | 35 NCMS | 2:09.36 |
| 8 | Natkin, Heidi        | 39 AWJ  | 2:11.49 |

**Heat 22 of 29 Finals**

|   |                    |         |         |
|---|--------------------|---------|---------|
| 1 | McAninch, Terese M | 33 INDY | 2:40.00 |
| 2 | Sorget, Genna      | 32 WLAC | 2:31.62 |
| 3 | Hansen, Lindsey G  | 30 DOC  | 2:25.15 |
| 4 | Swope, Danielle R  | 34 NAST | 2:23.00 |
| 5 | Davies, Patti      | 30 INDY | 2:23.53 |
| 6 | Sarbacker, Sarah   | 33 EXCL | 2:30.33 |
| 7 | Tiernan, Joy       | 34 SCAQ | 2:37.27 |
| 8 | Malison, Lindsay   | 34 T-26 | 2:50.00 |

**Heat 23 of 29 Finals**

|   |                       |         |         |
|---|-----------------------|---------|---------|
| 1 | Dank, Annie           | 33 MINN | 2:17.44 |
| 2 | VonJentzen, Emily     | 30 KATS | 2:15.95 |
| 3 | Richardson, Lindsay E | 33 MICH | 2:14.64 |
| 4 | Massey, Melissa K     | 31 RAY  | 2:12.61 |
| 5 | Merkle, Katherine     | 30 INDY | 2:14.02 |
| 6 | Gober, Jelena         | 30 MMA  | 2:15.00 |
| 7 | Ware, Allison R       | 32 EXCL | 2:16.08 |
| 8 | Howland, Heather      | 32 IM   | 2:18.99 |

**Heat 24 of 29 Finals**

|   |                     |         |         |
|---|---------------------|---------|---------|
| 1 | Rawlins, Laura M    | 34 IM   | 2:09.85 |
| 2 | Liberty, Laurel M   | 31 LIB  | 2:06.26 |
| 3 | Pallo, Cassy        | 31 MOVY | 2:02.28 |
| 4 | Whitney, Ashley     | 33 EXCL | 1:56.00 |
| 5 | Coombe, Katy A      | 30 HOPK | 2:00.93 |
| 6 | Hester, Heidi R     | 32 PLAN | 2:02.57 |
| 7 | Bernal, Genevieve M | 33 WLAC | 2:09.42 |
| 8 | Sheehan, Nichole    | 34 WLAC | 2:12.52 |

**Heat 25 of 29 Finals**

|   |                     |         |         |
|---|---------------------|---------|---------|
| 1 | Mathews, Erin       | 27 MARY | 2:11.85 |
| 2 | Brandon, Celeste A  | 29 BLU  | 2:08.03 |
| 3 | Sobecki, Megan E    | 27 INDY | 2:06.58 |
| 4 | Segovia, Vanessa    | 29 GOLD | 2:05.91 |
| 5 | Haseman, Jamie K    | 28 IM   | 2:06.51 |
| 6 | Webb, Amy K         | 26 AWJ  | 2:07.11 |
| 7 | Corporon, Nicolle A | 28 CON  | 2:09.87 |
| 8 | Messina, Lindsay R  | 26 REDT | 2:20.10 |

**Heat 26 of 29 Finals**

|   |                           |         |         |
|---|---------------------------|---------|---------|
| 1 | Taylor, Vicki             | 27 TVM  | 2:01.99 |
| 2 | O'Donnell-McCarthy, Fiona | 26 TOC  | 2:00.02 |
| 3 | VanWinkle, Leslie M       | 26 UNAT | 1:59.00 |
| 4 | Gilmore, Katie L          | 29 ALEX | 1:57.95 |
| 5 | Zinsli, Samantha          | 25 AKMS | 1:58.00 |
| 6 | Caudill, Sarah E          | 25 INDY | 1:59.60 |
| 7 | Davidoff, Cara            | 27 TOC  | 2:01.00 |
| 8 | Lapinskas, Christina      | 27 SCAQ | 2:05.00 |

**Heat 27 of 29 Finals**

|   |                     |         |         |
|---|---------------------|---------|---------|
| 1 | Stercks, Annie      | 23 HMS  | 3:00.00 |
| 2 | Shuck, Anna         | 19 INDY | 2:35.00 |
| 3 | Mickunas, Allison P | 23 VALM | 2:23.00 |
| 4 | Vetter, Johanna K   | 22 GLTR | 2:20.00 |
| 5 | Lowder, Kaitlyn     | 20 PSM  | 2:20.19 |
| 6 | Meurer, Anastasia   | 23 CSI  | 2:27.11 |
| 7 | Dauksavage, Nicole  | 24 RAM  | 2:40.00 |
| 8 | Reed, Catherine E   | 23 LIB  | 3:11.51 |

**Heat 28 of 29 Finals**

|   |                    |         |         |
|---|--------------------|---------|---------|
| 1 | Watling, Carolyn   | 20 DUCK | 2:18.70 |
| 2 | Weston, Nikki A    | 22 NAST | 2:13.55 |
| 3 | Pawloski, Devon E  | 18 MICH | 2:11.69 |
| 4 | Anderson, Sydney E | 21 PSM  | 2:10.93 |
| 5 | Barber, Amanda     | 20 UTAH | 2:11.37 |
| 6 | Helgesen, Kelsey L | 22 ROSE | 2:12.09 |
| 7 | Harris, Julia K    | 21 INDY | 2:15.00 |
| 8 | Watts, Kristyn M   | 23 INDY | 2:19.72 |

**Heat 29 of 29 Finals**

|   |                     |         |         |
|---|---------------------|---------|---------|
| 1 | Caldwell, Cailee    | 23 SWOM | 2:09.24 |
| 2 | Tonelli, Marlena L  | 24 CHGO | 2:07.00 |
| 3 | Mullen, Rachael E   | 23 NCMS | 2:03.06 |
| 4 | Raatz, Katherine    | 24 TOC  | 1:55.51 |
| 5 | Koltz, Jessica L    | 24 BUMS | 2:02.66 |
| 6 | Bunnell, Christie   | 20 UTAH | 2:03.95 |
| 7 | Perez, Esmeralda    | 18 WMAC | 2:08.00 |
| 8 | Cleveland, Nicole L | 24 ABM  | 2:10.87 |

**#11 Men 50 Yard Breaststroke**

| Lane                       | Name                | Age | Club | Seed Time |
|----------------------------|---------------------|-----|------|-----------|
| <b>Heat 1 of 34 Finals</b> |                     |     |      |           |
| 3                          | Haartz, F H Ted     | 85  | ARIZ | 53.00     |
| 4                          | Larson, E Ole       | 92  | NCMS | 1:05.09   |
| 5                          | Witte, Russ         | 96  | O*H* | 1:10.00   |
| <b>Heat 2 of 34 Finals</b> |                     |     |      |           |
| 1                          | Judd, Russell L     | 80  | INDY | 55.00     |
| 2                          | Reiman, Timothy A   | 80  | INDY | 53.45     |
| 3                          | LaFavre, Robert W   | 80  | IAMA | 49.01     |
| 4                          | Woods, Albert H     | 84  | GAJA | 44.96     |
| 5                          | Shechter, Stanley J | 80  | AGUA | 48.25     |
| 6                          | Knowles, Percy      | 82  | SWIF | 49.37     |
| 7                          | Bauman, John H      | 82  | WMAC | 54.71     |
| <b>Heat 3 of 34 Finals</b> |                     |     |      |           |
| 2                          | Riddle, Peter E     | 75  | SDSM | 51.65     |
| 3                          | Lockwood, Joel M    | 78  | MICH | 45.00     |
| 4                          | May, George         | 75  | WMAC | 41.58     |
| 5                          | Thayer, George D    | 77  | OREG | 42.60     |
| 6                          | Easterla, David A   | 75  | MOVY | 46.00     |
| <b>Heat 4 of 34 Finals</b> |                     |     |      |           |
| 2                          | Walker, Joseph R    | 71  | SNM  | 45.00     |
| 3                          | Kilroy, Thomas J    | 70  | ADMS | 44.45     |
| 4                          | Steele, George      | 71  | AGM  | 44.82     |
| 5                          | Hale, Art           | 71  | UNAT | 1:18.48   |
| 6                          | Kozlowski, Robert S | 68  | IM   | 45.20     |
| 7                          | Desserich, Russ W   | 69  | INDY | 58.36     |
| <b>Heat 5 of 34 Finals</b> |                     |     |      |           |
| 1                          | Smith, Brent        | 72  | HUNT | 39.40     |
| 2                          | Van Horn, William G | 74  | TOC  | 39.00     |
| 3                          | Whitley, John K     | 70  | WIND | 38.00     |
| 4                          | Elder, James E      | 70  | TOC  | 35.50     |
| 5                          | Burgess, Thom       | 70  | CMS  | 37.50     |
| 6                          | Gernstein, Terry M  | 70  | VMST | 38.88     |
| 7                          | Marshall, Steve     | 71  | MICH | 39.37     |
| 8                          | Eisenklam, Peter A  | 70  | MMAC | 43.91     |
| <b>Heat 6 of 34 Finals</b> |                     |     |      |           |
| 1                          | Noble, Dave N       | 69  | MOVY | 39.16     |
| 2                          | Smith, Dave         | 68  | ELG  | 38.84     |
| 3                          | Pohlmann, John T    | 69  | SLAM | 38.39     |
| 4                          | Hunt, Larry         | 65  | SKY  | 37.71     |
| 5                          | Braverman, Gerald L | 66  | UNAT | 38.00     |
| 6                          | Terkel, Lawrence A  | 65  | O*H* | 38.82     |
| 7                          | Owens, Robert A     | 66  | VCM  | 39.00     |
| 8                          | Meyer, Edgar A      | 69  | VMST | 40.00     |
| <b>Heat 7 of 34 Finals</b> |                     |     |      |           |
| 1                          | Lee, Charles B      | 69  | THT  | 35.64     |
| 2                          | Meyerhoff, Rick     | 66  | TAM  | 34.28     |
| 3                          | Frost, Kenneth A    | 68  | TAM  | 32.50     |
| 4                          | Strand, Robert      | 67  | ROSE | 30.56     |
| 5                          | Powers, Matt G      | 66  | TULS | 31.60     |
| 6                          | Andersen, Peter     | 69  | SDSM | 33.19     |
| 7                          | Harris, Howard M    | 68  | SLAM | 35.46     |
| 8                          | Fuenmayor, Jose     | 69  | UNAT | 37.68     |

2013 USMS Spring National Championships, Sanction #: 163-S001

IU Natatorium, Indianapolis

Meet Program - Friday, May 10, 2013

|  |                      |         |                             |   |                        |                             |       |   |                      |         |       |
|--|----------------------|---------|-----------------------------|---|------------------------|-----------------------------|-------|---|----------------------|---------|-------|
| <b>Heat 8 (#11 Men 50 Yard Breaststroke)</b> |                      |         | <b>Heat 14 of 34 Finals</b> |   |                        | <b>Heat 20 of 34 Finals</b> |       |   |                      |         |       |
| 1  | Beardmore, Roger O   | 61 GAJA | 39.10                       | 1 | Weiss, Patrick J       | 53 MICH                     | 46.10 | 1 | Sinitz, John         | 46 WMAC | 31.72 |
| 2  | Boyle, Michael F     | 61 RMST | 37.42                       | 2 | Woerner, Bruce         | 50 ELG                      | 39.75 | 2 | Wilcox, John         | 49 LIB  | 31.29 |
| 3  | Carter, Michael A    | 62 INDY | 37.23                       | 3 | Kalisz, John           | 53 IM                       | 37.70 | 3 | Luebbe, James        | 45 SKY  | 30.00 |
| 4  | Coellner, Denison S  | 61 WMST | 37.49                       | 4 | Pegues, Lex            | 52 ELG                      | 35.55 | 4 | Stori, Mark D        | 47 CHGO | 29.50 |
| 5  | Spaethe, David R     | 59 GRIN | 37.73                       | 5 | Fisher, Dennis E       | 53 CSMT                     | 36.00 | 5 | Gould, Tom A         | 48 CMS  | 29.75 |
| 6  | Valvano, John J      | 56 CMS  | 45.51                       | 6 | Grecco, Dan            | 54 NASH                     | 38.50 | 6 | Lage, Terry L        | 45 SFTL | 30.99 |
| 7  | Campbell, David M    | 46 UNAT | 42.34                       | 7 | Herasz, Philip         | 54 SPM                      | 40.00 | 7 | Edwards, Andy        | 49 IAMA | 31.40 |
| <b>Heat 9 of 34 Finals</b>                   |                      |         | <b>Heat 15 of 34 Finals</b> |   |                        | <b>Heat 21 of 34 Finals</b> |       |   |                      |         |       |
| 1  | Murray, Mike         | 62 WMAC | 37.14                       | 1 | Convis, Bradley A      | 51 WAVA                     | 34.45 | 1 | Mercer, Rich         | 49 BLU  | 29.04 |
| 2  | Hellinger, John      | 61 VSM  | 36.49                       | 2 | McNair, Samuel         | 50 UNAT                     | 33.93 | 2 | Allen, Brant C       | 49 SNM  | 29.00 |
| 3  | Bovard, Ralph S      | 60 MINN | 35.10                       | 3 | Brown, Phil            | 52 NEM                      | 32.85 | 3 | Williams, Neill      | 45 DCAC | 28.18 |
| 4  | Bly, Phillip M       | 60 INDY | 34.50                       | 4 | Matysek, Jim           | 53 SYSM                     | 32.45 | 4 | Figueroa, Roberto    | 45 CSLA | 27.52 |
| 5  | Douglass, Nick       | 63 SAMY | 35.09                       | 5 | Hood, Daniel C         | 52 MICH                     | 32.62 | 5 | Heber, Scott         | 46 DAMM | 27.69 |
| 6  | Pot, Eugene T        | 62 BUMS | 36.04                       | 6 | Bukhar, Oleg           | 52 DOC                      | 33.00 | 6 | Cox, Mark            | 45 PTMS | 28.49 |
| 7  | Stoner, Jon          | 61 1776 | 36.50                       | 7 | Tulin, Bill            | 54 TAM                      | 34.20 | 7 | Mugford, Stephen A   | 46 NEM  | 29.03 |
| 8  | Witte, Ray M         | 63 O*H* | 37.15                       | 8 | Broznick, Joe T        | 52 CSC                      | 35.09 | 8 | Moran, Marty         | 46 MINN | 29.16 |
| <b>Heat 10 of 34 Finals</b>                  |                      |         | <b>Heat 16 of 34 Finals</b> |   |                        | <b>Heat 22 of 34 Finals</b> |       |   |                      |         |       |
| 1  | Haynes, David A      | 60 TOC  | 34.00                       | 1 | Voss, Frank R          | 53 CASC                     | 32.36 | 1 | Perez, Octavio       | 35 WMAC | 38.50 |
| 2  | Dougherty, Michael P | 61 BOZE | 32.85                       | 2 | Lansden, Joe           | 50 ARKM                     | 32.33 | 2 | Wisener, Rhett       | 37 UNAT | 34.23 |
| 3  | Kerns, Hubie         | 63 VCM  | 31.56                       | 3 | Orten, Frank T         | 54 CMS                      | 32.05 | 3 | Smithwick, Charles E | 39 NCMJ | 34.00 |
| 4  | Colella, Rick        | 61 PSM  | 29.37                       | 4 | Ellingson, Eric P      | 50 UNAT                     | 31.69 | 4 | Glass, Mark W        | 38 WMST | 32.09 |
| 5  | Stark, Allen L       | 64 OREG | 31.11                       | 5 | Lance, Doug E          | 51 GRIN                     | 31.88 | 5 | Milton, Trevis B     | 35 GLTR | 32.10 |
| 6  | Campana, James L     | 61 ELG  | 31.72                       | 6 | Blommel, Gregory G     | 53 WMAC                     | 32.25 | 6 | Swope, Donald E      | 38 NAST | 34.05 |
| 7  | Payne, (Earl R) Bob  | 62 NCMS | 33.57                       | 7 | Vargas, Glen A         | 52 SYSM                     | 32.33 | 7 | Abounassar, Michael  | 37 ROSE | 35.03 |
| 8  | Mykleby, Geoff L     | 60 WMAC | 34.50                       | 8 | Wright, Michael R      | 50 INDY                     | 32.44 | 8 | Johansson, Kenneth R | 44 WH2O | 38.00 |
| <b>Heat 11 of 34 Finals</b>                  |                      |         | <b>Heat 17 of 34 Finals</b> |   |                        | <b>Heat 23 of 34 Finals</b> |       |   |                      |         |       |
| 1  | Shirey, Mark A       | 55 NAST | 35.35                       | 1 | McLeod, Mark A         | 53 CSMT                     | 31.10 | 1 | LoCascio, Jim        | 43 UNAT | 33.99 |
| 2  | Miller, John B       | 59 MGM  | 35.11                       | 2 | Berryhill, Keith       | 53 RAY                      | 31.00 | 2 | Hazard, Michael J    | 44 UNAT | 33.30 |
| 3  | Mattingly, Denny W   | 58 ZAM  | 34.90                       | 3 | Sherman, Bill          | 54 MOVY                     | 30.71 | 3 | Houchens, Jeremy     | 43 CON  | 32.50 |
| 4  | Abbate, Gary A       | 58 TPIT | 34.40                       | 4 | Ewing, Jack            | 52 USF                      | 30.50 | 4 | Korzeniowski, Mike   | 42 SKY  | 32.44 |
| 5  | Seybold, Harvey G    | 58 IM   | 34.77                       | 5 | Brenner, Bill          | 54 SYSM                     | 30.50 | 5 | Groscost, Hans A     | 40 SAMY | 32.48 |
| 6  | Jennings, Cliff      | 59 SWOM | 34.98                       | 6 | Dassow, Paul           | 50 RATS                     | 30.80 | 6 | Belnap, Mark         | 43 UTAH | 32.94 |
| 7  | Stiling, Douglas E   | 55 SWOM | 35.31                       | 7 | Melgar, Tom A          | 51 MICH                     | 31.00 | 7 | Tomson, Farol L      | 41 GERM | 33.68 |
| 8  | McLinden, Stephen K  | 57 UNAT | 35.67                       | 8 | Wilczak, Tom           | 52 ELG                      | 31.10 | 8 | Morgan, Michael      | 41 MICH | 35.50 |
| <b>Heat 12 of 34 Finals</b>                  |                      |         | <b>Heat 18 of 34 Finals</b> |   |                        | <b>Heat 24 of 34 Finals</b> |       |   |                      |         |       |
| 1  | Caligiuri, Dan A     | 57 BLU  | 34.00                       | 1 | Vargas, Daniel         | 52 ARIZ                     | 30.30 | 1 | Rushman, CJ          | 41 SKY  | 32.10 |
| 2  | Taylor, Chip         | 56 BSLM | 32.45                       | 2 | Holland, David A       | 54 WMAC                     | 30.00 | 2 | Riha, Ron            | 40 COLE | 31.91 |
| 3  | Heinemann, William A | 55 OREG | 31.67                       | 3 | Wennborg, Lars A       | 50 NCMS                     | 29.44 | 3 | Deane, Rusty         | 42 LSSC | 31.61 |
| 4  | Wagoner, Victor      | 57 LAPS | 31.39                       | 4 | Sims, David E          | 50 IM                       | 27.77 | 4 | Merino, Jose I       | 40 NCMS | 31.50 |
| 5  | Hoganson, Robert B   | 55 WMAC | 31.50                       | 5 | Guthrie, David M       | 52 TXLA                     | 28.20 | 5 | Lee, Lawrence B      | 44 NCMS | 31.54 |
| 6  | Toth, Dennis J       | 58 HMSA | 32.17                       | 6 | Casciato, Michael G    | 53 1776                     | 29.50 | 6 | Bell, Richard J      | 43 MESC | 31.78 |
| 7  | Phillips, Mike       | 56 EXCL | 32.87                       | 7 | Procton, Bruce         | 51 NCMS                     | 30.05 | 7 | Newbegin, Brian      | 44 SCAQ | 31.98 |
| 8  | Dunne, Patrick       | 58 DAMM | 34.13                       | 8 | Coveney, Christopher M | 50 CMS                      | 30.35 | 8 | Lugar, Chip          | 44 FSAM | 32.20 |
| <b>Heat 13 of 34 Finals</b>                  |                      |         | <b>Heat 19 of 34 Finals</b> |   |                        | <b>Heat 25 of 34 Finals</b> |       |   |                      |         |       |
| 1  | Lindstedt, David P   | 57 LAPS | 31.21                       | 1 | Strange, John P        | 49 CHGO                     | 34.38 | 1 | Hamilton, Nathan     | 44 SNM  | 30.59 |
| 2  | Anderson, Jay        | 56 MINN | 31.00                       | 2 | Mattingly, Dan         | 49 SKY                      | 33.54 | 2 | Weigand, TJ          | 40 WLAC | 30.27 |
| 3  | Finn, Peter R        | 59 DOC  | 30.07                       | 3 | Hurst, Charles A       | 47 DLMA                     | 32.83 | 3 | Wharton, Dave L      | 43 NAM  | 29.89 |
| 4  | Groselle, Jack R     | 58 SYSM | 29.91                       | 4 | Powell, Steven T       | 45 LAPS                     | 32.01 | 4 | Grotke, Kevin A      | 40 IM   | 29.04 |
| 5  | Rider, Lee A         | 57 NBA  | 30.00                       | 5 | Hubert, Craig J        | 48 JAM                      | 32.58 | 5 | Turk, Stephen P      | 43 UNAT | 29.50 |
| 6  | Parker, Randy J      | 58 MICH | 31.00                       | 6 | Mappes, Michael R      | 46 NEM                      | 33.00 | 6 | Nance, Chad A        | 40 SYSM | 30.10 |
| 7  | Von Hoffmann, Gerard | 57 NOVA | 31.00                       | 7 | Schlichting, Randy J   | 48 HOPK                     | 34.19 | 7 | Ripic, Steve         | 40 MVN  | 30.50 |
| 8  | Marsh, Russell L     | 57 CMS  | 31.21                       | 8 | Higgs, Andrew C        | 45 SWIF                     | 35.26 | 8 | Michel, Patrick J    | 42 MICH | 30.78 |

2013 USMS Spring National Championships, Sanction #: 163-S001

IU Natatorium, Indianapolis

Meet Program - Friday, May 10, 2013

**Heat 26 (#11 Men 50 Yard Breaststroke)**

|   |                     |         |       |
|---|---------------------|---------|-------|
| 1 | Mackenroth, Jack    | 44 TNYA | 28.64 |
| 2 | Raese, T R          | 40 IM   | 28.19 |
| 3 | Solano, Abraham E   | 43 SKY  | 27.60 |
| 4 | West, Steve         | 41 NOVA | 25.69 |
| 5 | Torres, Todd        | 44 NCMS | 26.56 |
| 6 | Goodison, Michael R | 41 TERR | 27.92 |
| 7 | Stephens, Ryan K    | 41 INDY | 28.50 |
| 8 | Doherty, Todd S     | 42 PSM  | 28.88 |

**Heat 27 of 34 Finals**

|   |                   |         |       |
|---|-------------------|---------|-------|
| 1 | Thoma, Samuel R   | 36 GLTR | 32.00 |
| 2 | Birmelin, Noah    | 38 MICH | 31.81 |
| 3 | Thiry, Michael A  | 37 IM   | 30.64 |
| 4 | Kuhn, Buzz C      | 35 SKY  | 29.56 |
| 5 | Kozlowski, Mark S | 38 IM   | 30.58 |
| 6 | Jackson, Scott J  | 38 NOVA | 31.12 |
| 7 | Barry, Shaun P    | 36 1776 | 31.96 |
| 8 | Levake, Brian     | 38 TPIT | 32.05 |

**Heat 28 of 34 Finals**

|   |                      |         |       |
|---|----------------------|---------|-------|
| 1 | Asti, Trevor         | 35 MICH | 28.50 |
| 2 | Mason, Michael T     | 39 ROSE | 27.96 |
| 3 | Eisenhuth, Matthew S | 39 CMS  | 26.92 |
| 4 | Christoffel, Ben J   | 37 INDY | 26.67 |
| 5 | Lee, Ryan E          | 36 MOVY | 26.81 |
| 6 | Markey, Nick         | 35 RAY  | 27.50 |
| 7 | Powers, Brian V      | 38 INDY | 28.50 |
| 8 | Stich, Darryl D      | 37 WMAC | 28.71 |

**Heat 29 of 34 Finals**

|   |                   |         |       |
|---|-------------------|---------|-------|
| 1 | Shaw, Chris       | 31 MARY | 36.10 |
| 2 | Johnson, Robert L | 32 UNAT | 31.75 |
| 3 | Lang, Eric J      | 32 RRM  | 30.55 |
| 4 | Silver, Isaac M   | 34 FACT | 30.01 |
| 5 | Cook, Daniel A    | 34 WLAC | 30.95 |
| 6 | Rokosz, Peter     | 31 MMA  | 33.20 |
| 7 | Johnson, Nicholas | 22 HMS  | 37.55 |
| 8 | Messier, Michael  | 22 HMS  | 42.00 |

**Heat 30 of 34 Finals**

|   |                        |         |       |
|---|------------------------|---------|-------|
| 1 | Werner, David F        | 34 BUMS | 29.68 |
| 2 | Durieux, Chad A        | 33 ROSE | 28.17 |
| 3 | Lowell, Jon            | 33 MMA  | 27.90 |
| 4 | Vanderkaay, Christian  | 31 MICH | 26.10 |
| 5 | Knowles, Jeremy D      | 31 SWIF | 27.51 |
| 6 | Rasmussen, Christian S | 34 WCM  | 27.98 |
| 7 | Johnson, Luke B        | 30 FSTM | 28.94 |
| 8 | Wight, Robert A        | 32 SWOM | 29.87 |

**Heat 31 of 34 Finals**

|   |                     |         |       |
|---|---------------------|---------|-------|
| 1 | Jackson, George A   | 26 NASH | 42.87 |
| 2 | Phillips, Michael A | 27 TPIT | 31.31 |
| 3 | Ritter, Kyle R      | 26 CSMT | 30.23 |
| 4 | Lucena, David A     | 28 AGUA | 30.00 |
| 5 | Cleary, Kevin H     | 29 OREG | 30.15 |
| 6 | Gricius, David P    | 26 UNAT | 31.30 |
| 7 | Reinert, Phillip V  | 25 MTMS | 38.97 |
| 8 | Vaughn, Derrick R   | 23 ISWM | 33.80 |

**Heat 32 of 34 Finals**

|   |                 |         |       |
|---|-----------------|---------|-------|
| 1 | Ganiyev, Doston | 25 CMS  | 29.71 |
| 2 | Bower, Kenny G  | 25 TOC  | 28.30 |
| 3 | Jordan, Scott C | 27 TNYA | 26.99 |
| 4 | Ritter, Adam J  | 28 CSMT | 24.88 |
| 5 | Deery, Kyle B   | 28 SYSM | 26.45 |
| 6 | Lentz, Graham M | 28 TOC  | 27.02 |
| 7 | Masters, Nick P | 26 CSPM | 28.99 |
| 8 | Webb, Cameron   | 26 ART  | 29.81 |

**Heat 33 of 34 Finals**

|   |                      |         |       |
|---|----------------------|---------|-------|
| 1 | Malasky, Martin E    | 24 TOC  | 32.17 |
| 2 | Cronin, Jake E       | 21 IM   | 32.10 |
| 3 | Dyer, Dustin M       | 19 NCMS | 31.30 |
| 4 | Broch, Billy M       | 24 MOVY | 30.74 |
| 5 | Jimenez, Ivan E      | 23 UTAH | 30.92 |
| 6 | Darlington, Conner M | 20 PSM  | 32.00 |
| 7 | Alcantar, Eduardo    | 20 PSM  | 32.15 |
| 8 | Olden, Jaegger       | 20 HMS  | 33.40 |

**Heat 34 of 34 Finals**

|   |                    |         |       |
|---|--------------------|---------|-------|
| 1 | Garcia, Mike       | 20 LIEM | 30.00 |
| 2 | Cushing, Alex D    | 24 TOC  | 29.00 |
| 3 | Thomas, Chandler P | 23 NCMS | 26.67 |
| 4 | Keefer, Elliot     | 24 BUM  | 24.80 |
| 5 | Leo, MacGregor W   | 24 AGUA | 26.30 |
| 6 | Wiley, DJ          | 23 UTAH | 28.89 |
| 7 | Jenrow, Robert J   | 24 BUM  | 29.67 |
| 8 | Lansden, Cole      | 20 ARKM | 30.02 |

**#12 Women 50 Yard Breaststroke**

| Lane | Name | Age | Club | Seed Time |
|------|------|-----|------|-----------|
|------|------|-----|------|-----------|

**Heat 1 of 24 Finals**

|   |                    |         |         |
|---|--------------------|---------|---------|
| 1 | Klein, Sigi B      | 77 SKY  | 1:08.59 |
| 2 | Reinke, Carol J    | 76 WMAC | 1:05.45 |
| 3 | Newell, Sally      | 75 NCMS | 49.56   |
| 4 | Sachs, Janet G     | 76 CMS  | 55.00   |
| 5 | Berning, Henrietta | 79 IM   | 1:08.40 |
| 6 | Gladwell, Gail A   | 81 PSM  | 1:18.33 |
| 7 | Gelman, Rita       | 80 MICH | 1:16.87 |
| 8 | Listug, Mary L     | 81 ARIZ | 1:44.92 |

**Heat 2 of 24 Finals**

|   |                        |         |         |
|---|------------------------|---------|---------|
| 2 | Fasbender, Alice J     | 74 SMM  | 1:20.00 |
| 3 | Hunt, Ann E            | 73 MICH | 57.91   |
| 4 | Frid, Barbara          | 71 OREG | 43.00   |
| 5 | Martin, Judy           | 70 VMST | 49.74   |
| 6 | Dillon Stewart, Jane E | 70 WMAC | 58.00   |

**Heat 3 of 24 Finals**

|   |                        |         |       |
|---|------------------------|---------|-------|
| 2 | Conkey, Nancy          | 68 SNM  | 55.30 |
| 3 | Smollen, Carol S       | 69 MINN | 51.39 |
| 4 | Hill, Marcia M         | 68 BCTM | 49.82 |
| 5 | Bauer, Mary I          | 65 NAM  | 51.00 |
| 6 | Hashimoto, Christine L | 65 CMS  | 54.00 |

**Heat 4 of 24 Finals**

|   |                        |         |       |
|---|------------------------|---------|-------|
| 1 | Christenson, Candy J   | 66 WMAC | 44.61 |
| 2 | Wentzel, Reemi B       | 67 ELG  | 43.15 |
| 3 | Barnea, Daniela        | 69 STAN | 42.30 |
| 4 | Williamson, Francine S | 65 GAJA | 40.65 |
| 5 | Pettijohn, Margot K    | 66 ANCM | 41.09 |
| 6 | Webb, Linda            | 67 SFTL | 43.07 |
| 7 | McDaniel, Georgia      | 66 IM   | 44.08 |
| 8 | Mitchell, Jeannie R    | 66 GOLD | 47.66 |

**Heat 5 of 24 Finals**

|   |                      |         |       |
|---|----------------------|---------|-------|
| 2 | Casey, Kathrine J    | 64 PSM  | 52.35 |
| 3 | Christoffel, Jonie   | 63 INDY | 46.00 |
| 4 | Craffey, Eileen M    | 61 NEM  | 45.58 |
| 5 | Anderson, Margaret D | 61 NIAG | 45.96 |
| 6 | Bromann, Carlyn A    | 61 IM   | 48.00 |
| 7 | Schneider, Mary P    | 60 WMAC | 52.45 |

**Heat 6 of 24 Finals**

|   |                     |         |       |
|---|---------------------|---------|-------|
| 1 | Merena, Elizabeth J | 60 BCTM | 42.37 |
| 2 | Kastberg, Ann       | 60 OREG | 40.50 |
| 3 | Hummel, Barbara R   | 61 NEM  | 38.30 |
| 4 | Wolff, Melinda S    | 60 1776 | 37.50 |
| 5 | Coellner, Deb S     | 62 WMST | 37.77 |
| 6 | Lewis, Kathleen     | 61 TPIT | 38.70 |
| 7 | Hasbrook, Sally     | 64 INDY | 40.80 |
| 8 | Kern, Marnie Q      | 60 LYT3 | 43.17 |

**Heat 7 of 24 Finals**

|   |                      |         |         |
|---|----------------------|---------|---------|
| 1 | Matysek, Anna Lea    | 52 SYSM | 53.00   |
| 2 | Johns, Mindy L       | 52 SKY  | 41.70   |
| 3 | Stratton, Christine  | 54 IM   | 40.49   |
| 4 | Sedivy, Angela M     | 50 NAM  | 40.36   |
| 5 | Chappell, Melinda E  | 52 GSMS | 40.45   |
| 6 | Bolda, Barbara       | 51 MMA  | 40.66   |
| 7 | Boileau, Ute C       | 50 CMS  | 49.19   |
| 8 | Breitwieser, Maren R | 58 INDY | 1:20.00 |

**Heat 8 of 24 Finals**

|   |                     |         |       |
|---|---------------------|---------|-------|
| 1 | Smath, Meg          | 56 SKY  | 47.42 |
| 2 | Guins, Ann H        | 59 SYSM | 43.70 |
| 3 | Winck, Patty K      | 57 NSC  | 42.33 |
| 4 | Childers, Judy A    | 59 GSMS | 41.27 |
| 5 | Ehrke, Nancy L      | 59 WMAC | 41.40 |
| 6 | Clair, Kathleen S   | 55 1776 | 42.44 |
| 7 | Baldwin, Patricia A | 57 SKY  | 46.49 |
| 8 | Burbridge, Ann      | 57 DAMM | 50.56 |

**Heat 9 of 24 Finals**

|   |                        |         |       |
|---|------------------------|---------|-------|
| 1 | Haynie, Dee A          | 58 TOC  | 39.07 |
| 2 | Penney, Debra S        | 55 UTAH | 38.15 |
| 3 | Alton, Dale            | 55 GAJA | 37.50 |
| 4 | Estel, Beth A          | 57 NEM  | 35.09 |
| 5 | Cavanaugh, Debbie D    | 55 GOLD | 36.50 |
| 6 | Gettelfinger, Cheryl M | 55 INDY | 38.11 |
| 7 | Ritter, Susan M        | 56 CSMT | 38.50 |
| 8 | Del Greco, Jane B      | 56 IM   | 39.09 |

**Heat 10 of 24 Finals**

|   |                     |         |       |
|---|---------------------|---------|-------|
| 1 | Kimple, Karen C     | 51 WMAC | 39.94 |
| 2 | Schwartz, Lisa      | 50 IM   | 39.05 |
| 3 | Soltys, Kristin     | 52 IM   | 38.58 |
| 4 | Voorhees, Carolyn C | 51 NBAC | 36.98 |
| 5 | Scott, Sheryl L     | 50 NEM  | 38.14 |
| 6 | Marshall, B J       | 50 PCST | 38.73 |
| 7 | Grebe, Suzanne      | 51 MICH | 39.58 |
| 8 | Adler, Devin        | 52 ANBM | 39.99 |

# Welcome USMS Swimmers to Indianapolis & the 2013 Spring Nationals!

The IAM  
"Draftee  
Lane"

Tailgating is mandatory, not encouraged

The 5:15 am  
Fast & Fabulous Ladies  
of North Central:  
Andrea, Lisa, Jenny, Tina,  
Melissa, Britta ...

... and oh yeah,  
Ric ...

... wish all swimmers "GOOD LUCK!!"

2013 USMS Spring National Championships, Sanction #: 163-S001

IU Natatorium, Indianapolis

Meet Program - Friday, May 10, 2013

**Heat 11 (#12 Women 50 Yard Breaststroke)**

|   |                       |         |       |
|---|-----------------------|---------|-------|
| 1 | Miller, Patricia M    | 52 VMST | 36.55 |
| 2 | Sutherland, Erica     | 53 LVAM | 36.25 |
| 3 | Petersen, Stephanie O | 51 SLAM | 34.90 |
| 4 | Livingston, Leslie C  | 51 GMUP | 33.58 |
| 5 | Crouch, Kim           | 51 CMS  | 33.99 |
| 6 | Groselle, Laura L     | 52 SYSM | 35.11 |
| 7 | Campbell, Ellen A     | 50 CMS  | 36.50 |
| 8 | Bowen, Kris           | 51 INDY | 36.96 |

**Heat 12 of 24 Finals**

|   |                    |         |       |
|---|--------------------|---------|-------|
| 2 | McClure, Pam       | 49 GAJA | 43.66 |
| 3 | Gregory, Ellen D   | 49 INDY | 40.00 |
| 4 | Quillen, Diane E   | 49 NCMS | 39.75 |
| 5 | Stiberth, Amanda L | 48 ELG  | 39.79 |
| 6 | Brooks, Wendy      | 49 HURY | 40.47 |
| 7 | Friesth, Barbara M | 49 INDY | 45.00 |

**Heat 13 of 24 Finals**

|   |                    |         |       |
|---|--------------------|---------|-------|
| 1 | Rossi, Leann M     | 46 ART  | 39.11 |
| 2 | Johansson, Hanna L | 46 PSM  | 39.00 |
| 3 | Sullivan, Suna     | 46 PSM  | 38.38 |
| 4 | Kupan, Cheryl A    | 48 SPM  | 38.04 |
| 5 | Dodd, Dina         | 49 NSA  | 38.19 |
| 6 | Luebbe, Pamela     | 49 SKY  | 38.80 |
| 7 | Barry, Robin B     | 46 LVM  | 39.04 |
| 8 | Pema, Colleen M    | 45 CSMT | 39.26 |

**Heat 14 of 24 Finals**

|   |                      |         |       |
|---|----------------------|---------|-------|
| 1 | Michel, Emmanuelle J | 46 MICH | 37.23 |
| 2 | Chessen, Christine   | 46 TOC  | 36.34 |
| 3 | Dixon, Lou Ann       | 45 GRIN | 35.12 |
| 4 | Caterson, Gretchen   | 46 SCA  | 32.84 |
| 5 | Tracy, Robin C       | 49 DKTA | 33.69 |
| 6 | Simmons, Cheryl A    | 46 ROSE | 36.24 |
| 7 | Gass, Melissa        | 45 NCMS | 36.37 |
| 8 | Rapuano, Lisa O      | 47 NBAC | 37.79 |

**Heat 15 of 24 Finals**

|   |                      |         |       |
|---|----------------------|---------|-------|
| 3 | Maly, Cleary         | 43 QMST | 44.96 |
| 4 | Keith, Lisa          | 43 PSM  | 39.07 |
| 5 | Thompson, Theresa A  | 44 NAST | 43.55 |
| 6 | Richardson, Billie C | 42 MTMS | 54.76 |

**Heat 16 of 24 Finals**

|   |                    |         |       |
|---|--------------------|---------|-------|
| 1 | Carter, Eddie C    | 42 NCMS | 38.50 |
| 2 | Guerrera, Jill S   | 40 MICH | 38.38 |
| 3 | Postma, Terri      | 43 UNAT | 38.19 |
| 4 | Haberstich, Carrie | 41 IM   | 37.96 |
| 5 | Settimi, Nora      | 42 WMAC | 38.00 |
| 6 | May, Jennifer L    | 44 WMAC | 38.38 |
| 7 | Clark, Inge        | 43 IM   | 38.47 |
| 8 | Greene, Dana M     | 44 NCMS | 38.50 |

**Heat 17 of 24 Finals**

|   |                    |         |       |
|---|--------------------|---------|-------|
| 1 | Hall, Julie A      | 44 WMAC | 35.59 |
| 2 | Faure, Caroline E  | 44 PTAM | 34.98 |
| 3 | Goodale, Rainy M   | 43 NEM  | 32.84 |
| 4 | Legaspi, Kelly A   | 41 SFTL | 31.11 |
| 5 | Werner, Haleigh A  | 44 PSM  | 31.74 |
| 6 | Cleven, Detra R    | 44 BASC | 34.24 |
| 7 | Duggan, Karen L    | 42 WCM  | 35.00 |
| 8 | Matsumura, LeAnn H | 40 WOW  | 36.13 |

**Heat 18 of 24 Finals**

|   |                          |         |       |
|---|--------------------------|---------|-------|
| 1 | Linn-Hartley, Jennifer M | 28 MICH | 41.49 |
| 2 | Schneider, Leah R        | 28 ARIZ | 36.57 |
| 3 | Savage, April G          | 29 SWIF | 35.35 |
| 4 | Myers, Trisha A          | 28 ROSE | 35.00 |
| 5 | Cates, Kimberly F        | 29 PCAT | 35.90 |
| 6 | Ho, Judy                 | 27 ROSE | 36.81 |
| 7 | Thompson, Cooke          | 32 KATS | 55.00 |
| 8 | Limke, Tobi L            | 38 NBAC | 39.84 |

**Heat 19 of 24 Finals**

|   |                       |         |       |
|---|-----------------------|---------|-------|
| 1 | Cross, Mackinley L    | 36 CBA  | 37.98 |
| 2 | Erpelding, Meghan N   | 36 MICH | 36.64 |
| 3 | Natkin, Heidi         | 39 AWJ  | 34.78 |
| 4 | Bednarik, Miriam      | 36 IM   | 31.10 |
| 5 | Perez, Sarah M        | 37 WMAC | 33.50 |
| 6 | Sutherland, Kristin L | 38 NIAG | 35.88 |
| 7 | Dinsmore, Sharon M    | 39 NEM  | 37.59 |
| 8 | Krebs, Lara E         | 39 INDY | 38.12 |

**Heat 20 of 24 Finals**

|   |                     |         |       |
|---|---------------------|---------|-------|
| 1 | Tiernan, Joy        | 34 SCAQ | 39.93 |
| 2 | Merkle, Katherine   | 30 INDY | 38.49 |
| 3 | Sneed, Lacy C       | 30 MM   | 36.92 |
| 4 | Dougherty, Erin M   | 30 REDT | 36.32 |
| 5 | Duhaime, Susan A    | 30 MICH | 36.34 |
| 6 | Stutz, Kathleen J   | 30 SYSM | 38.07 |
| 7 | Gallant, Jennifer K | 34 NAST | 39.42 |
| 8 | McAninch, Terese M  | 33 INDY | 40.00 |

**Heat 21 of 24 Finals**

|   |                    |         |       |
|---|--------------------|---------|-------|
| 1 | Banning, Amber     | 30 VALM | 35.24 |
| 2 | Massey, Melissa K  | 31 RAY  | 34.29 |
| 3 | Downing, Jennifer  | 34 NEM  | 32.34 |
| 4 | Wilkins, Jillian A | 32 BLU  | 30.44 |
| 5 | Grunert, Megan L   | 30 MICH | 30.56 |
| 6 | Melsen, Krisie M   | 32 MINN | 32.40 |
| 7 | Lastfogel, Laura L | 30 SFTL | 34.82 |
| 8 | Seidler, Mindy E   | 33 WMAC | 35.57 |

**Heat 22 of 24 Finals**

|   |                    |         |       |
|---|--------------------|---------|-------|
| 1 | Davidoff, Cara     | 27 TOC  | 33.34 |
| 2 | Sobecki, Megan E   | 27 INDY | 33.00 |
| 3 | Johnson, Robyn     | 26 DAC  | 32.50 |
| 4 | Gottlieb, Emilee R | 26 BUMS | 32.23 |
| 5 | Capizzi, Stefanie  | 26 ROSE | 32.50 |
| 6 | Carlson, Megan M   | 29 INDY | 32.55 |
| 7 | Freed, Karen       | 28 MOST | 33.03 |
| 8 | Caudill, Sarah E   | 25 INDY | 33.65 |

**Heat 23 of 24 Finals**

|   |                        |         |       |
|---|------------------------|---------|-------|
| 3 | McKiernan, Alex M      | 19 PSM  | 37.51 |
| 4 | Weston, Nikki A        | 22 NAST | 37.00 |
| 5 | Robinson, April K      | 23 DUCK | 37.10 |
| 6 | Henderson, Katherine G | 24 MTMS | 41.21 |

**Heat 24 of 24 Finals**

|   |                     |         |       |
|---|---------------------|---------|-------|
| 1 | Pawloski, Shannon C | 20 MICH | 35.86 |
| 2 | Hartman, Mallory    | 19 CSI  | 35.50 |
| 3 | Arnold, Haley M     | 24 COLE | 34.13 |
| 4 | Queen, Alison       | 18 GMUP | 31.20 |
| 5 | Tonelli, Marlena L  | 24 CHGO | 34.00 |
| 6 | Harris, Julia K     | 21 INDY | 34.50 |
| 7 | Brakora, Kelly S    | 22 UNAT | 35.54 |
| 8 | Sinclair, Katelyn N | 18 DUCK | 36.53 |

**#13 Men 200 Yard Butterfly**

| Lane | Name | Age | Club | Seed Time |
|------|------|-----|------|-----------|
|------|------|-----|------|-----------|

**Heat 1 of 16 Finals**

|   |                    |    |      |         |
|---|--------------------|----|------|---------|
| 2 | Fasbender, Barry A | 75 | STAN | 3:51.06 |
| 3 | Stolz, Hal F       | 78 | GAJA | 3:39.24 |
| 4 | Costill, David     | 77 | INDY | 3:30.00 |
| 5 | Good, Larry A      | 79 | SLAM | 3:50.55 |
| 6 | Maine, Thomas O    | 87 | SLAM | 5:10.35 |

**Heat 2 of 16 Finals**

|   |                  |    |      |         |
|---|------------------|----|------|---------|
| 1 | Half, Henry M    | 70 | MOST | 3:49.94 |
| 2 | Straka, Peter    | 70 | FTYM | 3:28.50 |
| 3 | Lokensgard, Erik | 70 | MICH | 3:10.00 |
| 4 | Roddin, Hugh J   | 71 | ANCM | 2:59.00 |
| 5 | Wolfe, Artie     | 73 | CMS  | 3:03.60 |
| 6 | Shaw, James F    | 72 | RINC | 3:18.00 |
| 7 | Smith, Brent     | 72 | HUNT | 3:37.13 |

**Heat 3 of 16 Finals**

|   |                     |    |      |         |
|---|---------------------|----|------|---------|
| 1 | Brown, Paul P       | 62 | ELG  | 4:12.78 |
| 2 | Mange, Kenneth C    | 60 | MICH | 3:25.00 |
| 3 | Gustafson, Lee O    | 61 | TPIT | 2:56.99 |
| 4 | Sterne, Erik A      | 60 | ROSE | 2:55.98 |
| 5 | Paushter, Stephen L | 61 | BUMS | 3:00.00 |
| 6 | Woelfel, Bradford B | 63 | HURY | 3:45.92 |
| 7 | Schein, Howard K    | 68 | IM   | 3:58.48 |

**Heat 4 of 16 Finals**

|   |                   |    |      |         |
|---|-------------------|----|------|---------|
| 1 | Long, Robert      | 65 | IM   | 3:24.00 |
| 2 | Hunt, Larry       | 65 | SKY  | 3:14.71 |
| 3 | Shastid, Jon      | 65 | SKY  | 2:48.00 |
| 4 | Miller, Douglas K | 66 | INDY | 2:35.00 |
| 5 | Rudloff, Edward   | 65 | TOC  | 2:47.50 |
| 6 | Harris, Howard M  | 68 | SLAM | 3:07.74 |
| 7 | Osborne, Oz       | 67 | ELG  | 3:20.93 |
| 8 | Shaffer, Craig A  | 67 | ARIZ | 3:42.17 |

**Heat 5 of 16 Finals**

|   |                  |    |      |         |
|---|------------------|----|------|---------|
| 1 | Walters, Mark C  | 60 | GERM | 2:54.67 |
| 2 | Stark, Allen L   | 64 | OREG | 2:38.44 |
| 3 | Bright, David    | 60 | NEM  | 2:35.03 |
| 4 | Thornton, James  | 60 | 1776 | 2:32.99 |
| 5 | Kerns, Hubie     | 63 | VCM  | 2:35.00 |
| 6 | Bernard, Alan D  | 63 | TAM  | 2:36.99 |
| 7 | Kennedy, James B | 61 | CMAM | 2:50.92 |
| 8 | Bly, Phillip M   | 60 | INDY | 2:55.00 |

**Heat 6 of 16 Finals**

|   |                    |    |      |         |
|---|--------------------|----|------|---------|
| 1 | Jones, Stephan S   | 56 | CSI  | 3:30.00 |
| 2 | Wright, Robert E   | 58 | DOC  | 2:35.55 |
| 3 | Hoffman, Kevin T   | 56 | TBH  | 2:30.00 |
| 4 | McCabe, Thomas J   | 55 | IM   | 2:23.00 |
| 5 | Ockerman, Jeff     | 58 | NASH | 2:23.00 |
| 6 | Freeman, Stephan J | 57 | SPM  | 2:31.00 |
| 7 | Huneke, Jan C      | 59 | SKY  | 2:46.21 |

**Heat 7 of 16 Finals**

|   |                    |    |      |         |
|---|--------------------|----|------|---------|
| 1 | Wasserman, Neil R  | 58 | O*H* | 2:20.87 |
| 2 | Seibt, Andreas K   | 55 | IM   | 2:20.00 |
| 3 | Shepherd, David R  | 57 | MICH | 2:15.00 |
| 4 | Specht, William L  | 55 | SPM  | 2:08.00 |
| 5 | Davidson, Craig    | 57 | UNAT | 2:15.00 |
| 6 | Halley, Franklin M | 55 | DAS  | 2:17.51 |
| 7 | Karas, Paul G      | 57 | MICH | 2:20.00 |
| 8 | Ursu, Andrei H     | 55 | ELG  | 2:21.28 |

# U.S. MASTERS SWIMMING SPRING NATIONALS

*is coming to*

# *Santa Clara!*

# 2014



GEORGE HAINES  
INTERNATIONAL  
SWIM CENTER



*MAY 1 through MAY 4 2014*



408-246-5003

[www.santaclaraswimclub.org](http://www.santaclaraswimclub.org)

2013 USMS Spring National Championships, Sanction #: 163-S001

IU Natatorium, Indianapolis

Meet Program - Friday, May 10, 2013

**Heat 8 (#13 Men 200 Yard Butterfly)**

|   |                    |         |         |
|---|--------------------|---------|---------|
| 1 | Wiley, Jon R       | 54 CSI  | 3:20.00 |
| 2 | Holove, Victor R   | 52 NAST | 2:43.00 |
| 3 | Vargas, Daniel     | 52 ARIZ | 2:26.31 |
| 4 | Holmes, Robert C   | 50 SKY  | 2:25.00 |
| 5 | Phillips, Daniel L | 50 PSM  | 2:28.00 |
| 6 | Richardson, John D | 50 SWIN | 2:53.75 |
| 7 | Heaney, Steven     | 49 MICH | 2:45.85 |
| 8 | Camacho, Raymond E | 48 WH2O | 2:49.00 |

**Heat 9 of 16 Finals**

|   |                    |         |         |
|---|--------------------|---------|---------|
| 1 | Soltys, Ted J      | 52 IM   | 2:18.00 |
| 2 | Jenkins, Timothy J | 51 IM   | 2:12.00 |
| 3 | Pratt, John L      | 50 IM   | 2:08.50 |
| 4 | Melanson, Edward L | 50 CMS  | 2:06.66 |
| 5 | Wells, Brad R      | 51 MOVY | 2:08.00 |
| 6 | Booth, Mike        | 51 ARKM | 2:10.00 |
| 7 | Biles, James B     | 52 WMAC | 2:16.02 |
| 8 | McLeod, Mark A     | 53 CSMT | 2:18.46 |

**Heat 10 of 16 Finals**

|   |                    |         |         |
|---|--------------------|---------|---------|
| 1 | Cordero, Billy     | 45 CHGO | 2:15.00 |
| 2 | Morris, Richard L  | 49 NAM  | 2:12.00 |
| 3 | Holland, Dave      | 45 VMST | 2:09.15 |
| 4 | Shaffer, Mike G    | 47 VCM  | 1:59.21 |
| 5 | Eickhoff, Randy M  | 47 SCA  | 2:03.73 |
| 6 | Hopson, Bruce E    | 47 SLAM | 2:11.80 |
| 7 | Birnbrich, Chris L | 49 NAM  | 2:14.55 |
| 8 | Wendorf, Eric E    | 48 UNAT | 2:15.56 |

**Heat 11 of 16 Finals**

|   |                      |         |         |
|---|----------------------|---------|---------|
| 1 | Judge, Joshua M      | 37 TNYA | 2:45.00 |
| 2 | Ford, Eric           | 36 MTSC | 2:25.00 |
| 3 | Lodge, Craig E       | 38 MTSC | 2:20.00 |
| 4 | Albino, Jorge E      | 38 SYSM | 2:16.00 |
| 5 | Postlethwait, Daniel | 38 IM   | 2:25.00 |
| 6 | Birmelin, Noah       | 38 MICH | 2:38.96 |
| 7 | Kroupa, Andy S       | 44 BLU  | 2:17.58 |
| 8 | Sax, William C       | 44 GMUP | 2:19.74 |

**Heat 12 of 16 Finals**

|   |                     |         |         |
|---|---------------------|---------|---------|
| 1 | Goodison, Michael R | 41 TERR | 2:09.19 |
| 2 | Hay, Thomas M       | 42 PTMS | 2:05.00 |
| 3 | Castagnos, Chip     | 44 BLU  | 2:03.45 |
| 4 | Lucero, Michael D   | 42 ROSE | 2:02.31 |
| 5 | Andersen, Morten    | 42 NCMS | 2:02.45 |
| 6 | Solano, Abraham E   | 43 SKY  | 2:04.48 |
| 7 | Nelson, Kirk        | 43 PSM  | 2:07.39 |
| 8 | Merino, Jose I      | 40 NCMS | 2:12.00 |

**Heat 13 of 16 Finals**

|   |                     |         |         |
|---|---------------------|---------|---------|
| 1 | Mangano, Matthew A  | 35 SWOM | 2:05.60 |
| 2 | Dawkins, Adam S     | 37 SWIN | 2:05.23 |
| 3 | Michaels, Stephen R | 35 BUMS | 1:58.77 |
| 4 | Christensen, Eric B | 38 BDO  | 1:55.85 |
| 5 | Goltz, Jason        | 35 FACT | 1:58.00 |
| 6 | Halbert, Jeffrey B  | 38 INDY | 2:03.46 |
| 7 | Adams, James A      | 35 HMS  | 2:05.35 |
| 8 | Valle, Marc A       | 39 ARIZ | 2:08.95 |

**Heat 14 of 16 Finals**

|   |                    |         |         |
|---|--------------------|---------|---------|
| 2 | Hunte, Rod C       | 31 WOO  | 2:05.13 |
| 3 | Gaines, Billy      | 32 LVM  | 1:57.33 |
| 4 | Proffitt, Jordon D | 31 SKY  | 1:55.14 |
| 5 | Knowles, Jeremy D  | 31 SWIF | 1:55.38 |
| 6 | Ostermann, Jeff P  | 34 UNAT | 2:01.66 |
| 7 | Derr, Joseph P     | 33 UNAT | 2:10.16 |

**Heat 15 of 16 Finals**

|   |                  |         |         |
|---|------------------|---------|---------|
| 3 | Crawford, Eric J | 28 ART  | 2:12.45 |
| 4 | King, Tyler J    | 25 UNAT | 1:53.50 |
| 5 | Lau, Jonathan A  | 27 CSPM | 2:00.93 |
| 6 | Cleary, Kevin H  | 29 OREG | 2:20.00 |

**Heat 16 of 16 Finals**

|   |                     |         |         |
|---|---------------------|---------|---------|
| 1 | Halvorson, John T   | 22 HMS  | 2:53.90 |
| 2 | Peterson, Cameron   | 19 HMS  | 2:15.00 |
| 3 | Mann, Chris M       | 23 UNAT | 2:09.21 |
| 4 | Fahrbach, Lincoln D | 23 BUM  | 1:47.20 |
| 5 | Salcedo, Mat        | 18 LIEM | 2:05.00 |
| 6 | Case, Alex R        | 24 ART  | 2:10.10 |
| 7 | Sanchez, Ralph      | 22 ROSE | 2:44.79 |

**#14 Women 200 Yard Butterfly**

| Lane | Name | Age | Club | Seed Time |
|------|------|-----|------|-----------|
|------|------|-----|------|-----------|

**Heat 1 of 12 Finals**

|   |                 |         |         |
|---|-----------------|---------|---------|
| 3 | Caron, Aagje A  | 71 GBM  | 4:02.37 |
| 4 | Meyers, Susan L | 71 INDY | 3:50.00 |
| 5 | Hlavacek, Ida M | 71 VMST | 3:57.32 |

**Heat 2 of 12 Finals**

|   |                          |         |         |
|---|--------------------------|---------|---------|
| 2 | Kranpitz, Nancy          | 68 WMAC | 3:41.94 |
| 3 | Larsen, Barbara (Babs) H | 65 MINN | 3:26.77 |
| 4 | Pettijohn, Margot K      | 66 ANCM | 3:18.34 |
| 5 | Barnea, Daniela          | 69 STAN | 3:23.30 |
| 6 | Pohlmann, Mary M         | 68 SLAM | 3:40.85 |
| 7 | Onton, Ann Louise        | 69 CONN | 4:53.32 |

**Heat 3 of 12 Finals**

|   |                     |         |         |
|---|---------------------|---------|---------|
| 2 | Tourtual, Dorothy M | 62 BUMS | 3:30.13 |
| 3 | Guthrie, Sally K    | 63 MICH | 3:16.80 |
| 4 | Val, Laura B        | 61 TAM  | 2:30.00 |
| 5 | Kohn, Catherine K   | 60 SLAM | 2:50.00 |
| 6 | Bierwert, Karen     | 60 NEM  | 3:21.55 |
| 7 | Callaway, Linda     | 60 MOST | 3:59.41 |

**Heat 4 of 12 Finals**

|   |                     |         |         |
|---|---------------------|---------|---------|
| 1 | Larson, Linda L     | 57 SFTL | 3:30.62 |
| 2 | Quinn, Phyllis E    | 57 TOC  | 3:08.65 |
| 3 | Lippold, Mary B     | 57 PSM  | 2:39.75 |
| 4 | Granger, Traci S    | 55 LAPS | 2:35.00 |
| 5 | Alioto, Laurie J    | 55 WMAC | 2:39.00 |
| 6 | Branch, Katherine A | 55 NEM  | 2:43.37 |
| 7 | Braaten, Kitten     | 57 VMST | 3:12.70 |
| 8 | Gortowski, Debbie A | 56 IM   | 3:33.00 |

**Heat 5 of 12 Finals**

|   |                     |         |         |
|---|---------------------|---------|---------|
| 1 | Katzman, Debbie     | 46 WMAC | 3:45.00 |
| 2 | Dombkowski, Susan E | 47 MICH | 2:44.00 |
| 3 | Wenner, Kelly A     | 47 MGM  | 2:40.44 |
| 4 | Karlin, Olivia      | 49 WH2O | 3:10.00 |
| 5 | Rokich, Karen A     | 54 ANBM | 3:25.70 |
| 6 | Mitrowitz, Karen A  | 52 BUMS | 3:53.41 |
| 7 | Volz, Kristin R     | 39 SFTL | 3:38.28 |

**Heat 6 of 12 Finals**

|   |                      |         |         |
|---|----------------------|---------|---------|
| 1 | Jensen, Sue          | 52 NEM  | 2:56.48 |
| 2 | Najjar, Ellie S      | 51 CMS  | 2:40.00 |
| 3 | Steffe, Kathleen     | 50 CMS  | 2:35.00 |
| 4 | Block, Andrea J      | 51 IM   | 2:25.54 |
| 5 | Klestinec, Robin L   | 51 NAM  | 2:26.35 |
| 6 | Norwood, Roberta W   | 53 INDY | 2:36.81 |
| 7 | Van Horn Pate, Val R | 50 VMST | 2:40.16 |
| 8 | Oliver, Karen M      | 53 SALT | 2:58.00 |

**Heat 7 of 12 Finals**

|   |                       |         |         |
|---|-----------------------|---------|---------|
| 1 | Frederic, Christine H | 48 SMS  | 2:33.24 |
| 2 | Shuck, Susie          | 47 INDY | 2:28.00 |
| 3 | Countryman, Marianne  | 48 GAJA | 2:25.58 |
| 4 | Willeboordse, Fall    | 47 BCTM | 2:14.56 |
| 5 | Hug, Laurie           | 48 1776 | 2:19.12 |
| 6 | Schickore, Jutta      | 48 DOC  | 2:26.86 |
| 7 | Birnbrich, Beth       | 49 NAM  | 2:30.00 |
| 8 | Vanderpoel, Nicole L  | 48 CMS  | 2:35.55 |

**Heat 8 of 12 Finals**

|   |                     |         |         |
|---|---------------------|---------|---------|
| 1 | Giles-Ott, Ruth     | 44 IM   | 3:37.76 |
| 2 | Hannon, Martina V   | 42 LVM  | 3:28.96 |
| 3 | Postma, Terri       | 43 UNAT | 3:18.78 |
| 4 | Reece, Margaret E   | 41 CHIC | 2:16.00 |
| 5 | MacGreggor, Maria C | 42 MICH | 2:56.12 |
| 6 | Thompson, Theresa A | 44 NAST | 3:26.06 |
| 7 | Fitzgerald, Linda   | 42 WMAC | 3:30.00 |
| 8 | Marvin, Linda L     | 39 INDY | 3:06.35 |

**Heat 9 of 12 Finals**

|   |                              |         |         |
|---|------------------------------|---------|---------|
| 1 | Lawrie, Dawn J               | 37 SNM  | 2:41.81 |
| 2 | Noffsinger-Frazier, Nicole A | 37 UNAT | 2:38.02 |
| 3 | Pettersson, Carolyn A        | 36 WMAC | 2:36.78 |
| 4 | Koch Davis, Laura K          | 36 WMST | 2:16.05 |
| 5 | Kelsey, Jane M               | 37 LRC  | 2:19.55 |
| 6 | Perez, Sarah M               | 37 WMAC | 2:37.38 |
| 7 | Port, Juliet E               | 37 INDY | 2:38.73 |
| 8 | Birmelin, Jenny              | 35 MICH | 2:55.55 |

**Heat 10 of 12 Finals**

|   |                       |         |         |
|---|-----------------------|---------|---------|
| 1 | Sajn, Catherine       | 30 MGM  | 2:43.08 |
| 2 | Liberty, Laurel M     | 31 LIB  | 2:37.57 |
| 3 | Pallo, Cassy          | 31 MOVY | 2:31.67 |
| 4 | Schneider, Erin E     | 34 WMAC | 2:24.96 |
| 5 | Bernal, Genevieve M   | 33 WLAC | 2:25.36 |
| 6 | Richardson, Lindsay E | 33 MICH | 2:35.09 |
| 7 | Scheidenhelm, Drew E  | 30 ELG  | 2:41.07 |
| 8 | Davies, Patti         | 30 INDY | 3:05.44 |

**Heat 11 of 12 Finals**

|   |                          |         |         |
|---|--------------------------|---------|---------|
| 1 | Klemm, Sarah             | 29 ELG  | 2:48.61 |
| 2 | Corporon, Nicolle A      | 28 CON  | 2:30.00 |
| 3 | Lautzenheiser, Natalie E | 26 INDY | 2:20.00 |
| 4 | Modrov, Priscilla A      | 25 HOBO | 2:07.61 |
| 5 | Schneider, Leah R        | 28 ARIZ | 2:20.00 |
| 6 | Haseman, Jamie K         | 28 IM   | 2:24.74 |
| 7 | Scannell, Colleen        | 27 BUMS | 2:30.00 |
| 8 | Ho, Judy                 | 27 ROSE | 3:00.00 |

**Heat 12 of 12 Finals**

|   |                   |         |         |
|---|-------------------|---------|---------|
| 3 | Perez, Esmeralda  | 18 WMAC | 2:35.00 |
| 4 | Bunnell, Christie | 20 UTAH | 2:30.30 |
| 5 | Gray, Kelsey E    | 24 CHRM | 2:34.07 |

# Day 3 – Saturday, May 11

---

## Warm-up

6:30 a.m.-7:50 a.m.

## Check-in Deadline for Day 3

The 500 freestyle is a positive check-in event. Check-in may be done in person at the registration area or online at [usms.org](http://usms.org).

|              |                     |           |
|--------------|---------------------|-----------|
| Sat., May 11 | 500 freestyle (men) | 7:00 a.m. |
|--------------|---------------------|-----------|

### PLEASE NOTE:

If you do not check in by the deadline, you will not be seeded; there are no exceptions.

## Meet Start Time

8:00 a.m.

| Men                                   | Event                  | Women |
|---------------------------------------|------------------------|-------|
| 17                                    | 500 freestyle (men)    |       |
| 30 minute warm-up in competition pool |                        |       |
| 19                                    | 100 freestyle          | 20    |
| 21                                    | 50 butterfly           | 22    |
| 23                                    | 100 breaststroke       | 24    |
| 25                                    | 200 backstroke         | 26    |
| 27                                    | 100 IM                 | 28    |
| 29                                    | 200 freestyle relay    | 30    |
| 31                                    | 200 mixed medley relay | 31    |

## Entry Deadline for Day 4 (Sunday) Relays

Relays must be turned in at the relay desk.

|              |                  |           |
|--------------|------------------|-----------|
| Sat., May 11 | 200 medley relay | 3:00 p.m. |
|--------------|------------------|-----------|



2013 USMS Spring National Championships, Sanction #: 163-S001

IU Natatorium, Indianapolis

Psych Sheet - Saturday, May 11, 2013

#17 Men 500 Yard Freestyle

| Name                       | Age | Club | Seed | Time    | Name                      | Age | Club | Seed | Time    |
|----------------------------|-----|------|------|---------|---------------------------|-----|------|------|---------|
| 1 Christensen, Eric B      | 38  | BDO  |      | 4:40.23 | 120 Modjeska, Mark E      | 60  | ARIZ |      | 5:46.60 |
| 2 Cunnick, Charles W       | 27  | CHGO |      | 4:42.12 | 121 Matysek, Jim          | 53  | SYSM |      | 5:46.88 |
| 3 O'Neill, Thomas D        | 23  | BUM  |      | 4:43.00 | 122 Ruch, Steve R         | 50  | MICH |      | 5:47.00 |
| 4 Kercheval, Josh          | 32  | IM   |      | 4:48.02 | 123 Tribuzi, Scot B       | 55  | O*H* |      | 5:47.11 |
| 5 Dawkins, Adam S          | 37  | SWIN |      | 4:49.56 | 124 Eggar, Jack D         | 60  | ELG  |      | 5:48.11 |
| 6 McCabe, Ryan C           | 28  | SPRY |      | 4:50.00 | 125 Kaiser, Carl J        | 25  | WMAC |      | 5:49.43 |
| 7 Gaines, Billy            | 32  | LVM  |      | 4:52.00 | 126 Blumenthal, Jeffrey S | 59  | CHGO |      | 5:49.75 |
| 8 Hursty, Peter S          | 40  | ISCM |      | 4:54.00 | 127 Jack, Michael         | 56  | MOVY |      | 5:50.00 |
| 9 Altman-Kurosaki, Jonas Y | 24  | AGUA |      | 4:56.00 | 128 Purdie, James L       | 60  | NAM  |      | 5:50.00 |
| 10 Tepe, Adam              | 32  | CAT  |      | 4:56.00 | 129 Borsuk, Edward J      | 60  | O*H* |      | 5:50.00 |
| 11 Michaels, Stephen R     | 35  | BUMS |      | 4:56.47 | 130 Wendt, George F       | 65  | CHGO |      | 5:50.06 |
| 12 Owen, Jason L           | 32  | CSPM |      | 4:57.32 | 131 Meade, Matthew H      | 47  | PTMS |      | 5:50.48 |
| 13 Halbert, Jeffrey B      | 38  | INDY |      | 4:58.55 | 132 Koch, Charles J       | 33  | SKY  |      | 5:50.50 |
| 14 Alley, David W          | 38  | TXLA |      | 4:59.14 | 133 Couch, Bob E          | 66  | SYSM |      | 5:51.05 |
| 15 Eickhoff, Randy M       | 47  | SCA  |      | 4:59.17 | 134 Thompson, Reese E     | 54  | MOVY |      | 5:51.07 |
| 16 Barr, Matthew J         | 25  | IM   |      | 5:00.00 | 135 Halvorson, John T     | 22  | HMS  |      | 5:51.63 |
| 17 Erwin, Jeff T           | 48  | BLU  |      | 5:00.69 | 136 Kennedy, Andrew J     | 45  | MICH |      | 5:51.93 |
| 18 Keller, Matt            | 43  | IM   |      | 5:01.91 | 137 Conterno, Enrique     | 46  | INDY |      | 5:54.86 |
| 19 Albino, Jorge E         | 38  | SYSM |      | 5:02.00 | 138 Scott, Ryan C         | 35  | WLAC |      | 5:55.34 |
| 20 Lucero, Michael D       | 42  | ROSE |      | 5:03.67 | 139 Stevens, Craig W      | 60  | 1776 |      | 5:55.60 |
| 21 Carroll, Stewart A      | 43  | RAM  |      | 5:04.91 | 140 Keefe, Michael R      | 32  | SWOM |      | 5:56.19 |
| 22 Adams, James A          | 35  | HMS  |      | 5:05.00 | 141 Thoman, Henry N       | 56  | UNAT |      | 5:56.49 |
| 23 Swick, John T           | 29  | ARIZ |      | 5:05.22 | 142 Wright, Robert E      | 58  | DOC  |      | 5:56.70 |
| 24 Kline, Travis L         | 33  | PHX  |      | 5:05.23 | 143 Batizy, Arpad         | 61  | O*H* |      | 5:56.78 |
| 25 Shiosaki, Daniel T      | 28  | TOC  |      | 5:05.56 | 144 Freeman, Stephan J    | 57  | SPM  |      | 5:57.00 |
| 26 Shaffer, Mike G         | 47  | VCM  |      | 5:05.74 | 145 Olson, Chuck A        | 63  | MICH |      | 5:58.00 |
| 27 Paushter, Matthew K     | 33  | BUMS |      | 5:07.40 | 146 Spratt, Mark W        | 57  | INDY |      | 5:58.30 |
| 28 Chebotarev, Oleg        | 44  | JAM  |      | 5:07.44 | 147 Rudloff, Edward       | 65  | TOC  |      | 5:58.50 |
| 29 Perrott, Bryan          | 27  | ART  |      | 5:08.32 | 148 Kern, Michael P       | 46  | SWIN |      | 5:58.60 |
| 30 Dickson, Luke J         | 28  | INDY |      | 5:08.50 | 149 Olden, Levi           | 22  | HMS  |      | 6:00.00 |
| 31 Findley, Brett P        | 31  | UNAT |      | 5:09.94 | 150 Zurcher, Kip R        | 39  | INDY |      | 6:00.00 |
| 32 Patten, Bobby           | 50  | DAMM |      | 5:09.99 | 151 Cabbage, Sean M       | 41  | MICH |      | 6:00.00 |
| 33 Snyder, Alex J          | 23  | INDY |      | 5:10.00 | 152 Landis, Tom           | 71  | OREG |      | 6:00.54 |
| 34 Mc Conica, Jim          | 62  | VCM  |      | 5:11.17 | 153 Murray, Craig F       | 55  | DAS  |      | 6:01.00 |
| 35 Singleton, Marcus G     | 24  | UTAH |      | 5:11.32 | 154 Aumiller, Joe         | 55  | MICH |      | 6:01.18 |
| 36 Bockius, Ted C          | 46  | DCAC |      | 5:11.54 | 155 Robertson, Ryan J     | 26  | PSM  |      | 6:03.02 |
| 37 Berryhill, Keith        | 53  | RAY  |      | 5:12.00 | 156 Macdonald, Dan C      | 54  | MICH |      | 6:05.00 |
| 38 Davis, William A        | 45  | NCMS |      | 5:13.71 | 157 Rodefeld, Gary H      | 59  | EAM  |      | 6:09.27 |
| 39 Shake, Scott D          | 55  | ARIZ |      | 5:13.80 | 158 Miller, Douglas K     | 66  | INDY |      | 6:10.00 |
| 40 Reader, Paul            | 37  | IM   |      | 5:14.00 | 159 Roy, Andrew M         | 31  | INDY |      | 6:10.00 |
| 41 Melanson, Edward L      | 50  | CMS  |      | 5:14.22 | 160 Cole, Brad G          | 55  | TNYA |      | 6:10.00 |
| 42 Booth, Mike             | 51  | ARKM |      | 5:15.00 | 161 Norman, Timothy L     | 53  | DAS  |      | 6:11.67 |
| 43 Ritter, James H         | 56  | CSMT |      | 5:15.00 | 162 Richardson, John D    | 50  | SWIN |      | 6:15.50 |
| 44 Hildebrand, David R     | 32  | TNYA |      | 5:15.00 | 163 Engineer, Paul J      | 62  | BUMS |      | 6:16.05 |
| 45 Hunte, Rod C            | 31  | WOO  |      | 5:15.17 | 164 Rowland, Jim          | 52  | LIB  |      | 6:16.42 |
| 46 Beattie, David A        | 43  | HLJ  |      | 5:15.47 | 165 Tarnapoll, Pete L     | 56  | NAM  |      | 6:16.46 |
| 47 Johnson, Luke B         | 30  | FSTM |      | 5:15.55 | 166 Arneson, Gaard        | 65  | MICH |      | 6:16.60 |
| 48 Lehr, Gunner F          | 40  | NAM  |      | 5:15.64 | 167 Ashmore, Chad B       | 31  | NKSM |      | 6:16.96 |
| 49 O'Dea, Evan             | 28  | DOC  |      | 5:16.92 | 168 Figg, Steven J        | 46  | IM   |      | 6:18.05 |
| 50 Weber, Matthew J        | 33  | DAS  |      | 5:17.02 | 169 Paushter, Stephen L   | 61  | BUMS |      | 6:18.63 |
| 51 Birnbrich, Chris L      | 49  | NAM  |      | 5:17.55 | 170 Gustafson, Lee O      | 61  | TPIT |      | 6:19.77 |
| 52 McCulloch, Michael P    | 38  | INDY |      | 5:17.74 | 171 Cowing, John M        | 64  | MICH |      | 6:21.00 |
| 53 Doherty, Kevin J        | 39  | CMS  |      | 5:18.04 | 172 Heaney, Steven        | 49  | MICH |      | 6:25.00 |
| 54 Martin, Chris D         | 46  | NCMS |      | 5:18.06 | 173 Larson, Allen J       | 60  | OREG |      | 6:28.53 |
| 55 Alban, Doug M           | 26  | NBAC |      | 5:18.16 | 174 Thomas, Jim           | 49  | NAM  |      | 6:29.50 |
| 56 Karas, Paul G           | 57  | MICH |      | 5:19.00 | 175 Dugan, Travis A       | 48  | UNAT |      | 6:31.04 |
| 57 Stephenson, Dan         | 56  | ROSE |      | 5:19.00 | 176 Dickson, Bob J        | 57  | INDY |      | 6:32.70 |
| 58 Bookwalter, George      | 35  | DOC  |      | 5:19.26 | 177 Lewis, David W        | 61  | INDY |      | 6:35.00 |
| 59 Butz, Jeremy            | 24  | AGUA |      | 5:19.99 | 178 Carpenter, Tom        | 59  | IM   |      | 6:40.00 |
| 60 Morgan, Andrew A        | 27  | CSPM |      | 5:20.00 | 179 Lokensgard, Erik      | 70  | MICH |      | 6:40.00 |
| 61 Scanlan, Kevin          | 58  | ELG  |      | 5:20.00 | 180 Papa, Ricardo M       | 41  | MICH |      | 6:40.00 |
| 62 Shepherd, David R       | 57  | MICH |      | 5:20.00 |                           |     |      |      |         |
| 63 Ellis, Andrew F         | 44  | TERR |      | 5:20.00 |                           |     |      |      |         |
| 64 Callahan, Jim           | 55  | UNAT |      | 5:20.11 |                           |     |      |      |         |
| 65 Holland, Dave           | 45  | VMST |      | 5:20.42 |                           |     |      |      |         |
| 66 Gricius, David P        | 26  | UNAT |      | 5:20.72 |                           |     |      |      |         |
| 67 Perry, Matt             | 26  | MICH |      | 5:20.77 |                           |     |      |      |         |
| 68 Hunte, Jarrod A         | 29  | WOO  |      | 5:20.96 |                           |     |      |      |         |
| 69 Hubbard, John           | 33  | INDY |      | 5:21.56 |                           |     |      |      |         |
| 70 Collins, Josiah         | 25  | ART  |      | 5:21.91 |                           |     |      |      |         |
| 71 Rietema, Brad           | 36  | MICH |      | 5:21.92 |                           |     |      |      |         |
| 72 Buerger, Dan            | 45  | PTMS |      | 5:22.20 |                           |     |      |      |         |
| 73 Jerden, Alex D          | 25  | DOC  |      | 5:22.24 |                           |     |      |      |         |
| 74 Hemmerle, Jamie         | 57  | 1776 |      | 5:23.00 |                           |     |      |      |         |
| 75 Dolence, Mike           | 40  | INDY |      | 5:23.01 |                           |     |      |      |         |
| 76 Seibt, Andreas K        | 55  | IM   |      | 5:25.00 |                           |     |      |      |         |
| 77 Anderson, Tim J         | 41  | VALM |      | 5:25.00 |                           |     |      |      |         |
| 78 Bailey, Jeff M          | 46  | MICH |      | 5:25.11 |                           |     |      |      |         |
| 79 Biles, James B          | 52  | WMAC |      | 5:25.27 |                           |     |      |      |         |
| 80 Shaheen, Luke           | 24  | SYSM |      | 5:25.56 |                           |     |      |      |         |
| 81 Jenkins, Timothy J      | 51  | IM   |      | 5:26.00 |                           |     |      |      |         |
| 82 Barber, Jim D           | 53  | INDY |      | 5:26.56 |                           |     |      |      |         |
| 83 McLeod, Mark A          | 53  | CSMT |      | 5:27.29 |                           |     |      |      |         |
| 84 Halley, Franklin M      | 55  | DAS  |      | 5:27.87 |                           |     |      |      |         |
| 85 Pfaltzgraff, Mark       | 51  | WMAC |      | 5:28.40 |                           |     |      |      |         |
| 86 Houchens, Jeremy        | 43  | CON  |      | 5:28.71 |                           |     |      |      |         |
| 87 Lee, Michael P          | 46  | MARY |      | 5:28.79 |                           |     |      |      |         |
| 88 Morris, Richard L       | 49  | NAM  |      | 5:29.00 |                           |     |      |      |         |
| 89 Vocke, Joe              | 42  | NAM  |      | 5:29.76 |                           |     |      |      |         |
| 90 Bookwalter, Thomas C    | 36  | INDY |      | 5:30.00 |                           |     |      |      |         |
| 91 Holmes, Robert C        | 50  | SKY  |      | 5:30.00 |                           |     |      |      |         |
| 92 Havlik, John R          | 54  | UNAT |      | 5:30.00 |                           |     |      |      |         |
| 93 Rodon, William A        | 49  | CHGO |      | 5:31.70 |                           |     |      |      |         |
| 94 Londrigan, Tom          | 45  | INDY |      | 5:32.44 |                           |     |      |      |         |
| 95 Mitchinson, Dean T      | 44  | SYSM |      | 5:32.80 |                           |     |      |      |         |
| 96 Thornton, James         | 60  | 1776 |      | 5:32.89 |                           |     |      |      |         |
| 97 Sax, William C          | 44  | GMUP |      | 5:33.32 |                           |     |      |      |         |
| 98 Becker, John C          | 49  | DOC  |      | 5:33.59 |                           |     |      |      |         |
| 99 Gibson, Christopher E   | 57  | UNAT |      | 5:33.74 |                           |     |      |      |         |
| 100 Dunne, Corey           | 40  | UNAT |      | 5:34.01 |                           |     |      |      |         |
| 101 Oreizi, Justin D       | 23  | DUCK |      | 5:35.00 |                           |     |      |      |         |
| 102 Passos, Andre          | 39  | ROSE |      | 5:35.00 |                           |     |      |      |         |
| 103 Brenner, Bill          | 54  | SYSM |      | 5:35.00 |                           |     |      |      |         |
| 104 Nolte, Christopher C   | 56  | CMS  |      | 5:35.50 |                           |     |      |      |         |
| 105 Dawson, Logan C        | 22  | ISWM |      | 5:35.59 |                           |     |      |      |         |
| 106 Duchild, Paul A        | 44  | SLAM |      | 5:35.97 |                           |     |      |      |         |
| 107 Williamson, Eric R     | 22  | HMS  |      | 5:40.00 |                           |     |      |      |         |
| 108 Shipp, Bill            | 53  | TERR |      | 5:40.00 |                           |     |      |      |         |
| 109 Keenan, George W       | 59  | IM   |      | 5:40.92 |                           |     |      |      |         |
| 110 Edwards, Andy          | 49  | IAMA |      | 5:41.99 |                           |     |      |      |         |
| 111 Henkel, Scott          | 38  | BUMS |      | 5:43.00 |                           |     |      |      |         |
| 112 Jones, Judd            | 55  | GAJA |      | 5:43.94 |                           |     |      |      |         |
| 113 Minkey, Donald J       | 45  | WMAC |      | 5:44.18 |                           |     |      |      |         |
| 114 Catellier, Kenneth P   | 52  | INDY |      | 5:45.00 |                           |     |      |      |         |
| 115 Hubert, Craig J        | 48  | JAM  |      | 5:45.00 |                           |     |      |      |         |
| 116 Bower, Ralph           | 50  | TOC  |      | 5:45.00 |                           |     |      |      |         |
| 117 Miller, John A         | 52  | MICH |      | 5:45.01 |                           |     |      |      |         |
| 118 Clark, David L         | 55  | WMAC |      | 5:45.46 |                           |     |      |      |         |
| 119 Knowles, Andy          | 58  | SWIF |      | 5:45.58 |                           |     |      |      |         |

**2013 USMS Spring National Championships, Sanction #: 163-S001**  
**IU Natatorium, Indianapolis**  
**Psych Sheet - Saturday, May 11, 2013**

**#17 ... (Men 500 Yard Freestyle)**

|     |                      |         |          |
|-----|----------------------|---------|----------|
| 181 | McColly, Michael     | 67 PSM  | 6:40.00  |
| 182 | Pillmore, Bill       | 65 NCMS | 6:42.50  |
| 183 | Henry, Ryan A        | 26 INDY | 6:44.86  |
| 184 | Salkind, Neil J      | 66 MOVY | 6:45.00  |
| 185 | Knuth, Clark A       | 64 WMAC | 6:50.00  |
| 186 | McLeod, Bruce        | 55 MTSC | 6:50.35  |
| 187 | Smith, Richard K     | 67 EAM  | 6:51.00  |
| 188 | Long, Robert         | 65 IM   | 6:52.64  |
| 189 | McNair, Samuel       | 50 UNAT | 6:53.87  |
| 190 | Raffaelli, Larry L   | 70 VCM  | 6:55.00  |
| 191 | Mange, David P       | 57 MICH | 6:57.50  |
| 192 | Hellmann, Stephen D  | 69 SKY  | 6:59.28  |
| 193 | Clarke, Gregory L    | 65 COLE | 6:59.71  |
| 194 | Tulenko, Tom         | 70 1776 | 7:00.00  |
| 195 | Finch, William H     | 47 CSI  | 7:05.00  |
| 196 | Walker, Joseph R     | 71 SNM  | 7:06.09  |
| 197 | Osborne, Oz          | 67 ELG  | 7:09.13  |
| 198 | Jones, Burwell       | 80 SYSM | 7:10.00  |
| 199 | Mennen, Marty A      | 76 INDY | 7:15.00  |
| 200 | Irick, Larry D       | 56 MOVY | 7:20.00  |
| 201 | Keller, Scott A      | 48 INDY | 7:20.56  |
| 202 | Moore, Michael W     | 62 USF  | 7:29.48  |
| 203 | Heavilon, Jeffrey A  | 57 CSI  | 7:33.55  |
| 204 | Davidson, Wallace N  | 60 SLAM | 7:34.61  |
| 205 | Hall, Sid            | 77 O*H* | 7:35.49  |
| 206 | Strange, Larry       | 59 CSI  | 7:36.60  |
| 207 | Good, Larry A        | 79 SLAM | 7:38.38  |
| 208 | Half, Henry M        | 70 MOST | 7:52.46  |
| 209 | Blake, William V     | 76 MOST | 7:57.61  |
| 210 | Burgess, Thom        | 70 CMS  | 8:00.00  |
| 211 | Lockwood, Joel M     | 78 MICH | 8:00.00  |
| 212 | Marsh, Edward T      | 48 ELG  | 8:00.40  |
| 213 | Wood, Craig A        | 72 ETEX | 8:02.00  |
| 214 | Medici, John C       | 75 O*H* | 8:02.50  |
| 215 | Monahan, Richard S   | 71 METR | 8:04.00  |
| 216 | Spence, Thomas E     | 68 O*H* | 8:04.52  |
| 217 | Kilroy, Thomas J     | 70 ADMS | 8:04.67  |
| 218 | Le Bourgeois, John Y | 75 UNAT | 8:13.00  |
| 219 | Chisholm, Dick       | 78 O*H* | 8:13.77  |
| 220 | Jackson, George A    | 26 NASH | 8:20.81  |
| 221 | March, Ed            | 66 MIST | 8:31.08  |
| 222 | Stolz, Irwin W       | 83 GAJA | 8:40.69  |
| 223 | Beach, Robert E      | 82 SPM  | 9:00.00  |
| 224 | McAree, Francis E    | 82 INDY | 9:04.05  |
| 225 | Morley, Albert A     | 75 MICH | 9:10.00  |
| 226 | Conkey, Jim          | 81 SNM  | 9:16.45  |
| 227 | Mullins, Stephen M   | 80 IM   | 9:30.00  |
| 228 | Thomas, Nate         | 75 ZEN  | 9:30.67  |
| 229 | Hardwick, David M    | 61 DAS  | 9:45.00  |
| 230 | Forgione, David J    | 58 MICH | 9:55.95  |
| 231 | Schmidt, Jurgen B    | 90 MVN  | 10:16.56 |
| 232 | Neff, Samuel H       | 77 EAM  | 11:00.00 |
| 233 | Larson, E Ole        | 92 NCMS | 11:30.76 |
| 234 | Keefe, Edward K      | 74 NAST | 13:20.05 |
| 235 | Doud, Robert R       | 90 MICH | 14:50.00 |

## 2013 USMS Spring National Championships, Sanction #: 163-S001

## IU Natatorium, Indianapolis

## Meet Program - Saturday, May 11, 2013

| #19 Men 100 Yard Freestyle  |                       |     |      |           |
|-----------------------------|-----------------------|-----|------|-----------|
| Lane                        | Name                  | Age | Club | Seed Time |
| <b>Heat 1 of 55 Finals</b>  |                       |     |      |           |
| 2                           | Doud, Robert R        | 90  | MICH | 2:15.98   |
| 3                           | Schmidt, Jurgen B     | 90  | MVN  | 1:37.92   |
| 4                           | McKinley, Howard M    | 91  | TOC  | 2:05.92   |
| 5                           | Neff, Samuel H        | 77  | EAM  | 1:45.00   |
| 6                           | Thomas, Nate          | 75  | ZEN  | 1:45.00   |
| <b>Heat 2 of 55 Finals</b>  |                       |     |      |           |
| 1                           | Conkey, Jim           | 81  | SNM  | 1:41.15   |
| 2                           | Ellis, Richard        | 80  | AGUA | 1:33.00   |
| 3                           | Woods, Albert H       | 84  | GAJA | 1:29.63   |
| 4                           | Shechter, Stanley J   | 80  | AGUA | 1:13.25   |
| 5                           | McAree, Francis E     | 82  | INDY | 1:25.45   |
| 6                           | Stolz, Irwin W        | 83  | GAJA | 1:29.94   |
| 7                           | Reiman, Timothy A     | 80  | INDY | 1:37.20   |
| 8                           | Beach, Robert E       | 82  | SPM  | 1:45.00   |
| <b>Heat 3 of 55 Finals</b>  |                       |     |      |           |
| 1                           | Le Bourgeois, John Y  | 75  | UNAT | 1:17.00   |
| 2                           | Hall, Sid             | 77  | O*H* | 1:13.55   |
| 3                           | Martin, Ray G         | 75  | MICH | 1:08.30   |
| 4                           | Costill, David        | 77  | INDY | 1:03.70   |
| 5                           | Cavanaugh, Cav        | 77  | GOLD | 1:04.00   |
| 6                           | Blake, William V      | 76  | MOST | 1:11.83   |
| 7                           | Charlton, Allan       | 76  | MICH | 1:15.00   |
| 8                           | Chisholm, Dick        | 78  | O*H* | 1:26.70   |
| <b>Heat 4 of 55 Finals</b>  |                       |     |      |           |
| 2                           | Kozlowski, Robert S   | 68  | IM   | 1:21.60   |
| 3                           | Wittman, Charles F    | 68  | METR | 1:09.52   |
| 4                           | Schein, Howard K      | 68  | IM   | 1:20.05   |
| 5                           | Sternberg, Scott D    | 55  | ROSE | 1:11.25   |
| 6                           | Saltzman, Edward M    | 62  | GAJA | 1:12.00   |
| 7                           | Walker, Craig         | 73  | MYST | 1:34.81   |
| <b>Heat 5 of 55 Finals</b>  |                       |     |      |           |
| 1                           | Leech, Sid            | 70  | NBAC | 1:16.57   |
| 2                           | Burgess, Thom         | 70  | CMS  | 1:08.50   |
| 3                           | Hamada, Ahmed G       | 74  | GOLD | 1:05.17   |
| 4                           | Elder, James E        | 70  | TOC  | 57.50     |
| 5                           | Landis, Tom           | 71  | OREG | 58.29     |
| 6                           | Tulenko, Tom          | 70  | 1776 | 1:08.00   |
| 7                           | Bell, John L          | 70  | UCLA | 1:08.90   |
| 8                           | Sherman, Lawrence W   | 71  | SWOM | 1:20.00   |
| <b>Heat 6 of 55 Finals</b>  |                       |     |      |           |
| 1                           | Farmer, Michael W     | 65  | ROSE | 1:08.21   |
| 2                           | Smith, Dave           | 68  | ELG  | 1:08.15   |
| 3                           | Walker, Larry         | 69  | SLAM | 1:08.00   |
| 4                           | Ota, Ken              | 66  | IM   | 1:07.00   |
| 5                           | Smith, Richard K      | 67  | EAM  | 1:07.01   |
| 6                           | Owens, Robert A       | 66  | VCM  | 1:08.00   |
| 7                           | Arneson, Gaard        | 65  | MICH | 1:08.20   |
| 8                           | Vaughan, James M      | 66  | CMS  | 1:08.25   |
| <b>Heat 7 of 55 Finals</b>  |                       |     |      |           |
| 1                           | Terkel, Lawrence A    | 65  | O*H* | 1:06.04   |
| 2                           | Clarke, Gregory L     | 65  | COLE | 1:05.51   |
| 3                           | Salkind, Neil J       | 66  | MOVY | 1:04.00   |
| 4                           | Meade, Tom J          | 65  | BUMS | 1:01.60   |
| 5                           | Bruce, Bob A          | 65  | OREG | 1:03.01   |
| 6                           | Lee, Charles B        | 69  | THT  | 1:04.44   |
| 7                           | Motheral, Thomas W    | 65  | SYSM | 1:05.58   |
| 8                           | Meyer, Edgar A        | 69  | VMST | 1:07.00   |
| <b>Heat 8 of 55 Finals</b>  |                       |     |      |           |
| 1                           | Olson, Lynn D         | 66  | SKY  | 1:01.50   |
| 2                           | Bromer, Carl          | 66  | DAS  | 1:00.00   |
| 3                           | Couch, Bob E          | 66  | SYSM | 57.56     |
| 4                           | Abrahams, Richard T   | 68  | CMS  | 53.00     |
| 5                           | Wilder, Hugh          | 65  | SRM  | 55.70     |
| 6                           | Rudloff, Edward       | 65  | TOC  | 58.90     |
| 7                           | Brzezinski, Jay       | 66  | PALM | 1:00.11   |
| 8                           | Andersen, Peter       | 69  | SDSM | 1:01.55   |
| <b>Heat 9 of 55 Finals</b>  |                       |     |      |           |
| 1                           | Engineri, Paul J      | 62  | BUMS | 1:05.73   |
| 2                           | Watts, David T        | 60  | WMAC | 1:04.10   |
| 3                           | Bovard, Ralph S       | 60  | MINN | 1:03.50   |
| 4                           | Gustafson, Lee O      | 61  | TPIT | 1:03.44   |
| 5                           | Campana, James L      | 61  | ELG  | 1:03.50   |
| 6                           | Lintz, Steve          | 62  | SNM  | 1:03.77   |
| 7                           | Pot, Eugene T         | 62  | BUMS | 1:05.14   |
| 8                           | Miller, Jim W         | 62  | VMST | 1:09.00   |
| <b>Heat 10 of 55 Finals</b> |                       |     |      |           |
| 1                           | Ryan, Bill            | 64  | MOVY | 1:03.00   |
| 2                           | Plencner, Bob R       | 60  | NEM  | 1:02.49   |
| 3                           | Warner, Frank         | 64  | PSM  | 1:01.96   |
| 4                           | Kornblatt, Daniel S   | 63  | BUMS | 1:00.50   |
| 5                           | Mange, Kenneth C      | 60  | MICH | 1:01.03   |
| 6                           | Larson, Allen J       | 60  | OREG | 1:02.18   |
| 7                           | Beardmore, Roger O    | 61  | GAJA | 1:02.95   |
| 8                           | Stoner, Jon           | 61  | 1776 | 1:03.20   |
| <b>Heat 11 of 55 Finals</b> |                       |     |      |           |
| 1                           | Alderson, Pat         | 61  | GSMS | 59.30     |
| 2                           | Eggar, Jack D         | 60  | ELG  | 57.96     |
| 3                           | Modjeska, Mark E      | 60  | ARIZ | 57.30     |
| 4                           | Purdie, James L       | 60  | NAM  | 57.00     |
| 5                           | Stevens, Craig W      | 60  | 1776 | 57.20     |
| 6                           | Olson, Chuck A        | 63  | MICH | 57.50     |
| 7                           | Sterne, Erik A        | 60  | ROSE | 58.13     |
| 8                           | Bauer, Craig J        | 60  | INDY | 1:00.47   |
| <b>Heat 12 of 55 Finals</b> |                       |     |      |           |
| 1                           | Bernard, Alan D       | 63  | TAM  | 56.86     |
| 2                           | Perout, Jeffrey J     | 60  | SYSM | 55.70     |
| 3                           | Thornton, James       | 60  | 1776 | 55.04     |
| 4                           | Griffith, James M     | 60  | TOC  | 53.40     |
| 5                           | Gruber, Glenn A       | 63  | VCM  | 54.48     |
| 6                           | Wilson, Robert H      | 62  | CAQM | 55.07     |
| 7                           | Childs, Lee           | 64  | GOLD | 55.89     |
| <b>Heat 13 of 55 Finals</b> |                       |     |      |           |
| 1                           | Roeing, Randy         | 59  | IM   | 1:03.50   |
| 2                           | Keenan, George W      | 59  | IM   | 1:01.44   |
| 3                           | Johnson, David L      | 57  | DAC  | 1:01.01   |
| 4                           | Jack, Michael         | 56  | MOVY | 59.00     |
| 5                           | Thompson, Edward G    | 55  | MMA  | 59.70     |
| 6                           | Vogel, Matthew M      | 58  | IM   | 1:01.09   |
| 7                           | Reed, Michael E       | 58  | LIB  | 1:03.37   |
| 8                           | Dunne, Patrick        | 58  | DAMM | 1:04.00   |
| <b>Heat 14 of 55 Finals</b> |                       |     |      |           |
| 1                           | Peyton, Mike W        | 57  | OREG | 58.00     |
| 2                           | Knowles, Andy         | 58  | SWIF | 56.73     |
| 3                           | Gutowski, Mark        | 57  | SKY  | 56.54     |
| 4                           | Blumenthal, Jeffrey S | 59  | CHGO | 56.05     |
| 5                           | Welchlin, Bob         | 56  | MOVY | 56.13     |
| 6                           | Marsh, Russell L      | 57  | CMS  | 56.56     |
| 7                           | Cole, Brad G          | 55  | TNYA | 57.00     |
| 8                           | Rodefeld, Gary H      | 59  | EAM  | 58.64     |
| <b>Heat 15 of 55 Finals</b> |                       |     |      |           |
| 1                           | Fochios, Dean T       | 59  | WMAC | 55.69     |
| 2                           | Nolte, Christopher C  | 56  | CMS  | 55.40     |
| 3                           | Merrill, Nick C       | 55  | IM   | 55.04     |
| 4                           | Young, Bruce D        | 55  | CSC  | 53.81     |
| 5                           | Davis, Thomas W       | 55  | ROSE | 55.00     |
| 6                           | Toth, Dennis J        | 58  | HMSA | 55.40     |
| 7                           | Callahan, Jim         | 55  | UNAT | 55.57     |
| 8                           | Fox, Richard E        | 57  | ELG  | 55.80     |
| <b>Heat 16 of 55 Finals</b> |                       |     |      |           |
| 1                           | Kozlowski, Kirk E     | 55  | MVM  | 52.50     |
| 2                           | McCabe, Thomas J      | 55  | IM   | 52.00     |
| 3                           | Marvin, Stu J         | 57  | 1776 | 51.50     |
| 4                           | Groselle, Jack R      | 58  | SYSM | 50.63     |
| 5                           | Carter, Paul V        | 55  | TOC  | 51.00     |
| 6                           | Klein, Jonathan E     | 55  | NCMS | 51.64     |
| 7                           | Blatt, Michael J      | 57  | VCM  | 52.20     |
| 8                           | Taylor, Chip          | 56  | BSLM | 53.44     |
| <b>Heat 17 of 55 Finals</b> |                       |     |      |           |
| 1                           | Campbell, David M     | 46  | UNAT | 1:17.44   |
| 2                           | Haberstich, Brian     | 46  | IM   | 1:05.00   |
| 3                           | Steenhuis, Harm-Jan   | 45  | SWAT | 1:01.97   |
| 4                           | Mappes, Michael R     | 46  | NEM  | 1:04.70   |
| 5                           | Kertin, Brian         | 46  | FSAM | 1:06.00   |
| 6                           | Weiss, Patrick J      | 53  | MICH | 1:10.97   |
| 7                           | Reeder, Forest F      | 50  | IM   | 1:09.00   |
| 8                           | Greenfield, Rick      | 52  | MGM  | 1:16.20   |
| <b>Heat 18 of 55 Finals</b> |                       |     |      |           |
| 1                           | Smith, Dave J         | 52  | ANBM | 1:05.95   |
| 2                           | McNair, Samuel        | 50  | UNAT | 1:02.70   |
| 3                           | Dauginas, Joe         | 50  | UNAT | 1:01.91   |
| 4                           | Long, Christopher D   | 54  | INDY | 1:01.76   |
| 5                           | Workman, Scott A      | 50  | UNAT | 1:01.81   |
| 6                           | Campbell, Chris       | 52  | MVM  | 1:02.56   |
| 7                           | Dowd, Douglas B       | 52  | SLAM | 1:03.94   |
| 8                           | Cummins, Thomas J     | 53  | IM   | 1:06.95   |

2013 USMS Spring National Championships, Sanction #: 163-S001

IU Natatorium, Indianapolis

Meet Program - Saturday, May 11, 2013

**Heat 19 (#19 Men 100 Yard Freestyle)**

|   |                     |         |         |
|---|---------------------|---------|---------|
| 1 | Convis, Bradley A   | 51 WAVA | 1:01.61 |
| 2 | Lundeen, Robert R   | 53 IM   | 1:01.00 |
| 3 | Galante, Gustavo E  | 54 MMA  | 1:00.65 |
| 4 | Baldwin, Norm C     | 50 CSMT | 1:00.37 |
| 5 | Ruff, David G       | 53 MOB  | 1:00.45 |
| 6 | Gray, Christopher A | 53 UNAT | 1:00.75 |
| 7 | Ballard, Michael J  | 50 SKY  | 1:01.55 |
| 8 | Masson, Martin      | 51 UNAT | 1:01.70 |

**Heat 20 of 55 Finals**

|   |                    |         |       |
|---|--------------------|---------|-------|
| 1 | Ward, Timothy J    | 53 LIB  | 59.50 |
| 2 | Vargas, Glen A     | 52 SYSM | 58.90 |
| 3 | King, Ian E        | 50 GAJA | 58.70 |
| 4 | Paulsen, Curtis A  | 53 WMAC | 58.38 |
| 5 | Ruggieri, James    | 50 SVY  | 58.52 |
| 6 | Ruch, Steve R      | 50 MICH | 58.70 |
| 7 | Severance, David A | 50 WMAC | 59.00 |
| 8 | Jensen, James R    | 52 TPIT | 59.65 |

**Heat 21 of 55 Finals**

|   |                      |         |       |
|---|----------------------|---------|-------|
| 1 | Wright, Michael R    | 50 INDY | 58.05 |
| 2 | Shipp, Bill          | 53 TERR | 57.50 |
| 3 | Boileau, Mike        | 51 CMS  | 57.00 |
| 4 | McFarland, James A   | 53 NCMS | 56.60 |
| 5 | Catellier, Kenneth P | 52 INDY | 56.84 |
| 6 | Thompson, Reese E    | 54 MOVY | 57.35 |
| 7 | Miller, John A       | 52 MICH | 58.01 |
| 8 | Rowland, Jim         | 52 LIB  | 58.37 |

**Heat 22 of 55 Finals**

|   |                     |         |       |
|---|---------------------|---------|-------|
| 1 | Day, Brian T        | 53 PTMS | 55.76 |
| 2 | Herringer, Thomas J | 51 DAS  | 55.01 |
| 3 | Pogue, Jim H        | 52 MICH | 55.00 |
| 4 | Voss, Peter M       | 51 CASC | 54.50 |
| 5 | Dahlke, Grant       | 50 ELG  | 54.53 |
| 6 | Soltys, Ted J       | 52 IM   | 55.00 |
| 7 | Tsuzuki, Ed M       | 54 GSM  | 55.55 |
| 8 | Brown, Phil         | 52 NEM  | 56.30 |

**Heat 23 of 55 Finals**

|   |                  |         |       |
|---|------------------|---------|-------|
| 1 | Shake, Joe       | 54 UNAT | 54.22 |
| 2 | Dyer, Andy       | 54 AWJ  | 54.08 |
| 3 | Cleaver, Oliver  | 50 SAWS | 53.74 |
| 4 | Hassan, Amro A   | 53 MEDM | 53.49 |
| 5 | Roberts, Brent   | 51 WMST | 53.68 |
| 6 | Farrell, Stan    | 50 BSLM | 53.75 |
| 7 | Stephenson, Kyle | 52 MOVY | 54.13 |
| 8 | Melgar, Tom A    | 51 MICH | 54.50 |

**Heat 24 of 55 Finals**

|   |                    |         |       |
|---|--------------------|---------|-------|
| 1 | Beattie, John R    | 52 BLU  | 52.30 |
| 2 | Stultz, Todd W     | 53 SYSM | 51.79 |
| 3 | Scott, Greg C      | 53 CMS  | 51.55 |
| 4 | Crocker, Stephen W | 50 CSPM | 49.90 |
| 5 | Reister, John A    | 50 CMS  | 50.79 |
| 6 | Sherman, Bill      | 54 MOVY | 51.78 |
| 7 | Berryhill, Keith   | 53 RAY  | 52.00 |
| 8 | Procton, Bruce     | 51 NCMS | 52.97 |

**Heat 25 of 55 Finals**

|   |                        |         |         |
|---|------------------------|---------|---------|
| 1 | Thomas, Jim            | 49 NAM  | 1:00.50 |
| 2 | Camacho, Raymond E     | 48 WH2O | 1:00.00 |
| 3 | Kerr, David            | 47 INDY | 58.50   |
| 4 | Leatherwood, Jeffrey S | 45 UNAT | 57.25   |
| 5 | Wirt, Rob J            | 46 CON  | 57.95   |
| 6 | Peebles, Brent         | 45 IM   | 58.87   |
| 7 | Kern, Michael P        | 46 SWIN | 1:00.27 |
| 8 | Royko, Mark D          | 48 MGM  | 1:01.43 |

**Heat 26 of 55 Finals**

|   |                    |         |       |
|---|--------------------|---------|-------|
| 1 | Londrigan, Tom     | 45 INDY | 57.12 |
| 2 | Minkey, Donald J   | 45 WMAC | 56.52 |
| 3 | Donovan, Patrick   | 45 ZAM  | 56.19 |
| 4 | Hurst, Charles A   | 47 DLMA | 55.86 |
| 5 | Maher, Larry P     | 48 PTMS | 56.00 |
| 6 | Zempter, Eric      | 46 ANBM | 56.44 |
| 7 | Kaneshiro, Knoel K | 45 UNAT | 56.92 |
| 8 | Becker, John C     | 49 DOC  | 57.23 |

**Heat 27 of 55 Finals**

|   |                    |         |       |
|---|--------------------|---------|-------|
| 1 | Berger, Andrew M   | 48 MICH | 55.52 |
| 2 | Ferguson, Daniel B | 46 WH2O | 55.00 |
| 3 | Knox, Kurt         | 45 WMAC | 54.80 |
| 4 | Buerger, Dan       | 45 PTMS | 53.80 |
| 5 | McGuire, James W   | 48 SVY  | 54.51 |
| 6 | Vaughn, David R    | 48 VMST | 55.00 |
| 7 | Rounds, Douglas    | 48 PRTR | 55.41 |
| 8 | Gray, David L      | 45 T2NM | 55.73 |

**Heat 28 of 55 Finals**

|   |                     |         |       |
|---|---------------------|---------|-------|
| 1 | Clear, Kirk W       | 45 VMST | 53.49 |
| 2 | Christensen, Kurt A | 47 MICH | 52.91 |
| 3 | Lee, Michael P      | 46 MARY | 52.53 |
| 4 | Powell, Steven T    | 45 LAPS | 52.41 |
| 5 | Luebbe, James       | 45 SKY  | 52.50 |
| 6 | Zubillaga, Luis     | 45 NBA  | 52.84 |
| 7 | Allen, Brant C      | 49 SNM  | 53.00 |
| 8 | Lage, Terry L       | 45 SFTL | 53.79 |

**Heat 29 of 55 Finals**

|   |                   |         |       |
|---|-------------------|---------|-------|
| 1 | Jones, Brian A    | 47 PSM  | 52.00 |
| 2 | Bailey, Jeff M    | 46 MICH | 51.62 |
| 3 | Oliva, Stepan     | 46 WIN  | 51.00 |
| 4 | Bockius, Ted C    | 46 DCAC | 50.13 |
| 5 | McCool, Chris     | 48 LTP  | 50.40 |
| 6 | Boosin, Michael J | 46 SCAQ | 51.44 |
| 7 | Shope, Jon        | 47 INDY | 51.83 |
| 8 | Martin, Chris D   | 46 NCMS | 52.30 |

**Heat 30 of 55 Finals**

|   |                  |         |       |
|---|------------------|---------|-------|
| 1 | O'Dell, Rick     | 45 BLU  | 50.00 |
| 2 | Mercer, Rich     | 49 BLU  | 49.93 |
| 3 | Benucci, Lorenzo | 45 AWJ  | 49.50 |
| 4 | Davis, Ross C    | 46 WMST | 48.76 |
| 5 | Segal, William N | 48 JAM  | 49.10 |
| 6 | Bennett, Dennis  | 47 IAMA | 49.81 |
| 7 | Mehok, George K  | 45 SYSM | 49.93 |
| 8 | Cox, Mark        | 45 PTMS | 50.10 |

**Heat 31 of 55 Finals**

|   |                     |         |         |
|---|---------------------|---------|---------|
| 2 | Stelflug, Bradley W | 44 THT  | 1:31.89 |
| 3 | Geraghty, Michael   | 41 MGM  | 1:01.02 |
| 4 | Michel, Patrick J   | 42 MICH | 58.49   |
| 5 | Bell, Richard J     | 43 MESC | 59.24   |
| 6 | Michuda, Robert     | 42 LIB  | 1:03.92 |
| 7 | Stoker, Patrick D   | 44 ISWM | 1:39.36 |

**Heat 32 of 55 Finals**

|   |                    |         |       |
|---|--------------------|---------|-------|
| 1 | Hazard, Michael J  | 44 UNAT | 57.00 |
| 2 | Courtney, Chris    | 40 ARIZ | 56.54 |
| 3 | Morgan, Michael    | 41 MICH | 56.07 |
| 4 | Jaffe, Robert A    | 42 NCMS | 55.97 |
| 5 | Bullard, Joel      | 41 NCMS | 55.97 |
| 6 | Korzeniowski, Mike | 42 SKY  | 56.20 |
| 7 | Gershel, Marc S    | 41 UNAT | 56.67 |
| 8 | Winn, Michael      | 43 INDY | 58.38 |

**Heat 33 of 55 Finals**

|   |                       |         |       |
|---|-----------------------|---------|-------|
| 1 | Bishop, Christopher R | 41 BUMS | 55.59 |
| 2 | Vocke, Joe            | 42 NAM  | 55.34 |
| 3 | Deane, Rusty          | 42 LSSC | 54.86 |
| 4 | Dolence, Mike         | 40 INDY | 54.75 |
| 5 | Hemenway, Mike P      | 44 IM   | 54.85 |
| 6 | Tomson, Farol L       | 41 GERM | 55.08 |
| 7 | Stauffer, Randy A     | 43 CON  | 55.52 |
| 8 | Belnap, Mark          | 43 UTAH | 55.70 |

**Heat 34 of 55 Finals**

|   |                    |         |       |
|---|--------------------|---------|-------|
| 1 | Fletcher, Jeff H   | 43 UNAT | 53.77 |
| 2 | Harris, Bill       | 42 CON  | 53.31 |
| 3 | Anderson, Tim J    | 41 VALM | 52.50 |
| 4 | Turk, Stephen P    | 43 UNAT | 51.20 |
| 5 | Pegram, Steve      | 44 NCMS | 51.86 |
| 6 | Carroll, Stewart A | 43 RAM  | 52.51 |
| 7 | Ellis, Andrew F    | 44 TERR | 53.50 |
| 8 | Okochi, Hiroharu   | 40 INDY | 54.00 |

**Heat 35 of 55 Finals**

|   |                  |         |       |
|---|------------------|---------|-------|
| 1 | Castagnos, Chip  | 44 BLU  | 50.95 |
| 2 | Andersen, Morten | 42 NCMS | 50.22 |
| 3 | Lane, Will H     | 42 AAAA | 49.90 |
| 4 | Sheldon, Paul    | 42 CMS  | 49.48 |
| 5 | Sumner, David M  | 42 MVN  | 49.80 |
| 6 | Larkin, Mark W   | 41 WMAC | 50.10 |
| 7 | Raese, T R       | 40 IM   | 50.37 |
| 8 | White, James H   | 42 BSLM | 51.19 |

**Heat 36 of 55 Finals**

|   |                      |         |         |
|---|----------------------|---------|---------|
| 1 | Ford, Eric           | 36 MTSC | 59.32   |
| 2 | Smithwick, Charles E | 39 NCMJ | 56.50   |
| 3 | Boeke, Lonny         | 35 WLAC | 56.20   |
| 4 | Redmon, Scott C      | 39 CSC  | 56.20   |
| 5 | Brigance, Steve      | 38 INDY | 56.20   |
| 6 | Habben, Doug         | 36 NAST | 56.21   |
| 7 | Henkel, Scott        | 38 BUMS | 58.00   |
| 8 | Zurcher, Kip R       | 39 INDY | 1:00.00 |

## 2013 USMS Spring National Championships, Sanction #: 163-S001

## IU Natatorium, Indianapolis

## Meet Program - Saturday, May 11, 2013

**Heat 37 (#19 Men 100 Yard Freestyle)**

|   |                    |         |       |
|---|--------------------|---------|-------|
| 1 | Fisher, Scott S    | 38 PTMS | 56.02 |
| 2 | Uiterwyk, Sean     | 39 NEM  | 55.67 |
| 3 | Robinson, Thomas R | 35 BSLM | 55.00 |
| 4 | Lodge, Craig E     | 38 MTSC | 55.00 |
| 5 | Passos, Andre      | 39 ROSE | 55.00 |
| 6 | Berebitsky, Jeff N | 37 INDY | 55.33 |
| 7 | Scott, Ryan C      | 35 WLAC | 55.78 |
| 8 | O'Dell, Richard S  | 35 MOVY | 56.08 |

**Heat 38 of 55 Finals**

|   |                   |         |       |
|---|-------------------|---------|-------|
| 1 | Kozlowski, Mark S | 38 IM   | 54.29 |
| 2 | Mills, Jamie      | 36 LIB  | 53.74 |
| 3 | Mirt, Chad J      | 39 ALEX | 53.25 |
| 4 | Adams, James A    | 35 HMS  | 52.49 |
| 5 | Newcomer, Zach S  | 37 WMAC | 52.97 |
| 6 | Nakahodo, Sidney  | 37 NCYM | 53.52 |
| 7 | Judge, Joshua M   | 37 TNYA | 53.76 |
| 8 | Milton, Trevis B  | 35 GLTR | 54.40 |

**Heat 39 of 55 Finals**

|   |                     |         |       |
|---|---------------------|---------|-------|
| 1 | Jackson, Scott J    | 38 NOVA | 52.44 |
| 2 | Glass, Mark W       | 38 WMST | 52.11 |
| 3 | Thoma, Samuel R     | 36 GLTR | 51.74 |
| 4 | Michaels, Stephen R | 35 BUMS | 51.62 |
| 5 | Valle, Marc A       | 39 ARIZ | 51.71 |
| 6 | Olson, Jeff K       | 37 INDY | 51.97 |
| 7 | Ring, Edmund M      | 36 SMS  | 52.36 |
| 8 | Reader, Paul        | 37 IM   | 52.48 |

**Heat 40 of 55 Finals**

|   |                    |         |       |
|---|--------------------|---------|-------|
| 1 | Jent, Daniel E     | 35 ALEX | 51.13 |
| 2 | Asti, Trevor       | 35 MICH | 49.90 |
| 3 | Mitchell, Justin W | 37 WLAC | 49.80 |
| 4 | Mangano, Matthew A | 35 SWOM | 48.96 |
| 5 | Buksar, Bryan M    | 39 MMA  | 49.50 |
| 6 | Stich, Darryl D    | 37 WMAC | 49.88 |
| 7 | Mulcahy, Ryan P    | 35 IM   | 50.50 |
| 8 | Rietema, Brad      | 36 MICH | 51.61 |

**Heat 41 of 55 Finals**

|   |                      |         |       |
|---|----------------------|---------|-------|
| 1 | Heis, Kenneth F      | 37 SWOM | 48.37 |
| 2 | Christoffel, Ben J   | 37 INDY | 48.15 |
| 3 | O'Sullivan, Chris    | 38 CMS  | 47.99 |
| 4 | Markey, Nick         | 35 RAY  | 47.50 |
| 5 | Eisenhuth, Matthew S | 39 CMS  | 47.89 |
| 6 | Ohman, Niclas K      | 38 NEM  | 48.12 |
| 7 | Kuhn, Buzz C         | 35 SKY  | 48.19 |
| 8 | Ullom, Michael J     | 36 SWOM | 48.49 |

**Heat 42 of 55 Finals**

|   |                   |         |       |
|---|-------------------|---------|-------|
| 2 | Hubbard, John     | 33 INDY | 55.21 |
| 3 | Johnson, Robert L | 32 UNAT | 55.08 |
| 4 | Jaskot, Brian R   | 34 ALEX | 54.40 |
| 5 | Oo, Aung Sann     | 31 ARIZ | 54.98 |
| 6 | Shaw, Chris       | 31 MARY | 55.08 |

**Heat 43 of 55 Finals**

|   |                     |         |       |
|---|---------------------|---------|-------|
| 1 | Silver, Isaac M     | 34 FACT | 54.09 |
| 2 | Norris, Jason R     | 31 INDY | 54.00 |
| 3 | Kuhn, Jeremiah J    | 34 SKY  | 53.36 |
| 4 | Strahota, Jeffrey R | 32 TERR | 52.89 |
| 5 | Rokosz, Milos       | 33 MMA  | 53.26 |
| 6 | Scott, Jamie L      | 31 BUMS | 53.53 |
| 7 | Cook, Daniel A      | 34 WLAC | 54.05 |
| 8 | Rokosz, Peter       | 31 MMA  | 54.20 |

**Heat 44 of 55 Finals**

|   |                       |         |       |
|---|-----------------------|---------|-------|
| 1 | Tepe, Adam            | 32 CAT  | 52.00 |
| 2 | Paushter, Matthew K   | 33 BUMS | 51.74 |
| 3 | Anderson, Grant       | 32 ZAM  | 51.18 |
| 4 | Krajewski, Thomas J   | 34 SPRY | 49.90 |
| 5 | Harper, Ryan C        | 34 INDY | 49.90 |
| 6 | Findley, Brett P      | 31 UNAT | 51.49 |
| 7 | Merkle, Wesley J      | 32 INDY | 51.76 |
| 8 | Sikich, Christopher P | 34 NAST | 52.40 |

**Heat 45 of 55 Finals**

|   |                        |         |       |
|---|------------------------|---------|-------|
| 1 | Gaines, Billy          | 32 LVM  | 48.50 |
| 2 | Dallmann, David D      | 34 WMAC | 48.00 |
| 3 | Kerekjarto, Tamas      | 33 WLAC | 47.20 |
| 4 | Doak, Kevin            | 32 MICH | 45.29 |
| 5 | Vanderkaay, Christian  | 31 MICH | 46.74 |
| 6 | Scheerhorn, Andrew J   | 31 CAT  | 47.99 |
| 7 | Gallagher, Brendan M   | 32 SPRY | 48.04 |
| 8 | Rasmussen, Christian S | 34 WCM  | 49.50 |

**Heat 46 of 55 Finals**

|   |                      |         |         |
|---|----------------------|---------|---------|
| 3 | Messier, Michael     | 22 HMS  | 1:19.00 |
| 4 | Flickinger, Dallas L | 24 MTMS | 1:22.08 |
| 5 | Reinert, Phillip V   | 25 MTMS | 1:05.25 |
| 6 | Henry, Ryan A        | 26 INDY | 1:05.77 |

**Heat 47 of 55 Finals**

|   |                   |         |         |
|---|-------------------|---------|---------|
| 1 | Robertson, Ryan J | 26 PSM  | 58.61   |
| 2 | Kayupov, Arman    | 28 AGUA | 55.70   |
| 3 | Smith, Andrew J   | 28 UNAT | 54.94   |
| 4 | Buelt, Abraham D  | 27 UNAT | 54.50   |
| 5 | Kaiser, Carl J    | 25 WMAC | 54.88   |
| 6 | Samulski, Richard | 25 NCMS | 55.24   |
| 7 | Kane, Kevin       | 26 ARIZ | 56.18   |
| 8 | Cowen, Michael W  | 27 IM   | 1:02.16 |

**Heat 48 of 55 Finals**

|   |                     |         |       |
|---|---------------------|---------|-------|
| 1 | Schapiro, Adam P    | 26 SWOM | 53.45 |
| 2 | Lucena, David A     | 28 AGUA | 53.00 |
| 3 | Knowles, Elliott J  | 26 SWIF | 52.55 |
| 4 | Nussen, Adam        | 25 LIEM | 52.50 |
| 5 | Wong, Peter         | 28 SPRY | 52.50 |
| 6 | Ehresman, William L | 28 ISWM | 52.73 |
| 7 | Thompson, Scott     | 28 CSPM | 53.00 |
| 8 | Alban, Doug M       | 26 NBAC | 53.86 |

**Heat 49 of 55 Finals**

|   |                     |         |       |
|---|---------------------|---------|-------|
| 1 | Gricius, David P    | 26 UNAT | 52.14 |
| 2 | O'Dea, Evan         | 28 DOC  | 51.69 |
| 3 | Savner, Ray         | 26 UNAT | 51.00 |
| 4 | Olson, Drew         | 27 OMAH | 50.71 |
| 5 | McCabe, Ryan C      | 28 SPRY | 50.98 |
| 6 | Freed, Zachary      | 27 MOST | 51.65 |
| 7 | Perry, Matt         | 26 MICH | 51.77 |
| 8 | Marshall, Clinton J | 29 MMA  | 52.21 |

**Heat 50 of 55 Finals**

|   |                        |         |       |
|---|------------------------|---------|-------|
| 1 | Hiskey, Justin R       | 29 MARY | 49.68 |
| 2 | Vetor, Craig A         | 25 INDY | 49.03 |
| 3 | Talbott, Christopher J | 26 TOC  | 48.51 |
| 4 | Weyandt, Todd F        | 25 GAJA | 47.78 |
| 5 | Taylor, Jonathan B     | 25 TOC  | 48.00 |
| 6 | Neuwirth, Jamie        | 25 TOC  | 48.69 |
| 7 | Veneklase, Justin      | 25 MICH | 49.24 |
| 8 | Ritter, Kyle R         | 26 CSMT | 49.90 |

**Heat 51 of 55 Finals**

|   |                            |         |       |
|---|----------------------------|---------|-------|
| 1 | Erickson, John             | 28 VSM  | 47.46 |
| 2 | Gullett, Jeffrey D         | 29 CMS  | 47.00 |
| 3 | Gallagher, Kevin C         | 25 SPRY | 45.93 |
| 4 | Ritter, Adam J             | 28 CSMT | 44.75 |
| 5 | Cunnick, Charles W         | 27 CHGO | 45.86 |
| 6 | King, Tyler J              | 25 UNAT | 46.85 |
| 7 | Etherington, Christopher D | 26 ISWM | 47.01 |
| 8 | Gallagher, Liam            | 27 SPRY | 47.76 |

**Heat 52 of 55 Finals**

|   |                      |         |       |
|---|----------------------|---------|-------|
| 1 | Daling, Ian N        | 21 HMS  | 58.69 |
| 2 | Darlington, Conner M | 20 PSM  | 55.00 |
| 3 | Butz, Jeremy         | 24 AGUA | 54.50 |
| 4 | Phelan, Cole E       | 21 PSM  | 54.00 |
| 5 | Sullivan, Brendan S  | 23 ANBM | 54.33 |
| 6 | Sanchez, Ralph       | 22 ROSE | 54.62 |
| 7 | Semmons, Alex        | 20 HMS  | 56.70 |
| 8 | Hendricks, Dane G    | 19 PSM  | 59.00 |

**Heat 53 of 55 Finals**

|   |                          |         |       |
|---|--------------------------|---------|-------|
| 1 | Martinez, Nicholas R     | 19 INDY | 53.99 |
| 2 | Edwards, Owen C          | 22 TPIT | 53.68 |
| 3 | Garcia, Mike             | 20 LIEM | 53.46 |
| 4 | Olden, Jaegger           | 20 HMS  | 52.65 |
| 5 | Williamson, Eric R       | 22 HMS  | 53.00 |
| 6 | Johnson, Derek           | 19 HMS  | 53.49 |
| 7 | Morley, Kyle G           | 19 DUCK | 53.76 |
| 8 | Altman-Kurosaki, Linus K | 23 AGUA | 54.00 |

**Heat 54 of 55 Finals**

|   |                     |         |       |
|---|---------------------|---------|-------|
| 1 | Nemesi, Joey V      | 19 ARKM | 51.71 |
| 2 | Ksebat, Fares       | 21 MICH | 50.99 |
| 3 | Deptula, Chris      | 24 MICH | 50.34 |
| 4 | Singleton, Marcus G | 24 UTAH | 50.13 |
| 5 | Dyer, Dustin M      | 19 NCMS | 50.21 |
| 6 | Wiley, DJ           | 23 UTAH | 50.78 |
| 7 | Snyder, Alex J      | 23 INDY | 51.44 |
| 8 | Cummin, Lucas       | 20 ARKM | 52.21 |

**Heat 55 of 55 Finals**

|   |                   |         |       |
|---|-------------------|---------|-------|
| 1 | Hunter, Austin J  | 22 WOO  | 49.80 |
| 2 | Birnbrich, Andrew | 23 NAM  | 49.00 |
| 3 | Honeycutt, Chase  | 18 NAM  | 48.36 |
| 4 | Ferguson, Kevin   | 23 TOC  | 46.38 |
| 5 | Malasky, Martin E | 24 TOC  | 48.21 |
| 6 | Sayre, William J  | 24 INDY | 48.76 |
| 7 | Sauter, Trace U   | 24 NCMS | 49.21 |
| 8 | Puskaric, Kevin M | 24 IM   | 50.00 |

## 2013 USMS Spring National Championships, Sanction #: 163-S001

## IU Natatorium, Indianapolis

## Meet Program - Saturday, May 11, 2013

| #20 Women 100 Yard Freestyle |                        |          |           | Heat 8 of 38 Finals                   |  |  |  | Heat 14 of 38 Finals                        |  |  |  |
|------------------------------|------------------------|----------|-----------|---------------------------------------|--|--|--|---|--|--|--|
| Lane                         | Name                   | Age Club | Seed Time |                                       |  |  |  |   |  |  |  |
| <b>Heat 1 of 38 Finals</b>   |                        |          |           | 2 Johnston, Jessica E 46 ISWM 1:34.24 |  |  |  | 1 Moenssens, Sandra 47 LIB 1:06.42          |  |  |  |
| 3                            | Tsuzuki, Joy           | 83 GSM   | 2:45.45   | 3 Reye, Nancy L 48 MICH 1:17.00       |  |  |  | 2 Mestecky, Rowan 46 REDT 1:05.56           |  |  |  |
| 4                            | Hanes, Alice J         | 81 IM    | 1:59.49   | 4 Smar, Susan 49 ELG 1:10.40          |  |  |  | 3 Clark, Dawn 48 SPM 1:05.34                |  |  |  |
| 5                            | Gladwell, Gail A       | 81 PSM   | 2:16.00   | 5 LeBourgeois, Louise 49 UNAT 1:13.00 |  |  |  | 4 Gillman, Andrea 45 TULS 1:05.19           |  |  |  |
| <b>Heat 2 of 38 Finals</b>   |                        |          |           | 6 Barr, Mary L 49 BUMS 1:30.00        |  |  |  | 5 Stern, Jill P 48 USF 1:05.34              |  |  |  |
| 2                            | Berning, Henrietta     | 79 IM    | 2:08.55   | 7 Perfall, Betty M 55 FXCM 1:18.00    |  |  |  | 6 Davies, Anne C 49 OREG 1:05.50            |  |  |  |
| 3                            | Kennedy, Judy A        | 75 OMAH  | 1:48.50   | <b>Heat 9 of 38 Finals</b>            |  |  |  | 7 Londergon, Katherine 48 JPD 1:05.82       |  |  |  |
| 4                            | Walker, Laura S        | 75 VMST  | 1:30.48   | 1 Thomas, Barbara 57 O*H* 1:13.40     |  |  |  | 8 Brooks, Wendy 49 HURY 1:10.00             |  |  |  |
| 5                            | Gogola, Laura J        | 77 MICH  | 1:46.32   | 2 Roesch, Susan E 55 MICH 1:12.03     |  |  |  | <b>Heat 15 of 38 Finals</b>                 |  |  |  |
| 6                            | Moder, Joanne E        | 75 WMAC  | 1:53.48   | 3 Turner, Lisa M 55 UNAT 1:10.79      |  |  |  | 1 Roose, Lynn R 49 IM 1:04.05               |  |  |  |
| 7                            | Butler, Pat M          | 75 MICH  | 2:17.51   | 4 Watts, Sue N 58 1776 1:09.09        |  |  |  | 2 Dodd, Dina 49 NSA 1:03.28                 |  |  |  |
| <b>Heat 3 of 38 Finals</b>   |                        |          |           | 5 Del Greco, Jane B 56 IM 1:09.45     |  |  |  | 3 O'Connor, Kelley J 45 DLMA 1:02.54        |  |  |  |
| 1                            | Hunt, Ann E            | 73 MICH  | 1:45.36   | 6 Murray, Gail C 55 SKY 1:12.00       |  |  |  | 4 Zahorik, Barbara T 49 IM 1:02.21          |  |  |  |
| 2                            | Kowalski, Joyce        | 71 MICH  | 1:35.41   | 7 Burbridge, Ann 57 DAMM 1:12.11      |  |  |  | 5 Irish Bostic, Linda 49 NCMJ 1:02.49       |  |  |  |
| 3                            | Ridout, Nancy J        | 71 TAM   | 1:17.21   | 8 Hypnar, Lisa A 59 MICH 1:15.15      |  |  |  | 6 Hamel, Laura 48 SYM 1:03.09               |  |  |  |
| 4                            | Schreiner, Beth        | 72 VMST  | 1:12.24   | <b>Heat 10 of 38 Finals</b>           |  |  |  | 7 Bartek, Mary C 49 LSSC 1:03.61            |  |  |  |
| 5                            | Frid, Barbara          | 71 OREG  | 1:16.00   | 1 Barnes, Pat 55 INDY 1:05.00         |  |  |  | 8 Smith, Liesl G 48 IM 1:04.14              |  |  |  |
| 6                            | Case, Mary Ann         | 73 ARIZ  | 1:26.74   | 2 Early, Marilyn E 55 MICH 1:01.79    |  |  |  | <b>Heat 16 of 38 Finals</b>                 |  |  |  |
| 7                            | Shockro, Ellen K       | 70 MESC  | 1:44.63   | 3 Warmuth, Stacey 56 VCM 1:01.55      |  |  |  | 1 Johansson, Hanna L 46 PSM 1:01.25         |  |  |  |
| <b>Heat 4 of 38 Finals</b>   |                        |          |           | 4 Andrus-Hughes, Karen 55 OREG 58.30  |  |  |  | 2 Adams, Kari S 47 LVM 59.76                |  |  |  |
| 3                            | Tyler, Sarah L         | 68 SNM   | 1:27.45   | 5 Noyes, Penny P 58 SKY 1:00.73       |  |  |  | 3 Wolff, Celia 47 NCMS 59.29                |  |  |  |
| 4                            | Dehn, Mary             | 67 MICH  | 1:25.14   | 6 Lippold, Mary B 57 PSM 1:01.62      |  |  |  | 4 Birnbruch, Beth 49 NAM 59.00              |  |  |  |
| 5                            | Smollen, Carol S       | 69 MINN  | 1:26.85   | 7 Grilli, Tracy L 56 NEM 1:02.39      |  |  |  | 5 Harris, Susan 47 MICH 59.20               |  |  |  |
| 6                            | LaPonte, Elizabeth     | 67 ELG   | 1:35.79   | 8 Glassman, Debbie A 59 PSM 1:05.50   |  |  |  | 6 Countryman, Marianne 48 GAJA 59.73        |  |  |  |
| <b>Heat 5 of 38 Finals</b>   |                        |          |           | <b>Heat 11 of 38 Finals</b>           |  |  |  | 7 Rian, Victoria L 46 NAST 1:00.88          |  |  |  |
| 1                            | Hill, Marcia M         | 68 BCTM  | 1:21.87   | 1 Cook, Sally A 51 ROSE 1:33.97       |  |  |  | 8 Chessen, Christine 46 TOC 1:02.03         |  |  |  |
| 2                            | McDaniel, Georgia      | 66 IM    | 1:16.50   | 2 Ruemmele, Jane H 54 INDY 1:08.87    |  |  |  | <b>Heat 17 of 38 Finals</b>                 |  |  |  |
| 3                            | Shoenberger, Linda R   | 65 TAM   | 1:14.18   | 3 Burton, Kim L 50 MVN 1:08.00        |  |  |  | 1 Popps, Corrin C 48 MICH 57.63             |  |  |  |
| 4                            | Williamson, Francine S | 65 GAJA  | 1:09.65   | 4 Van Cleave, Julie M 54 WMAC 1:06.82 |  |  |  | 2 Rapuano, Lisa O 47 NBAC 56.57             |  |  |  |
| 5                            | Webb, Linda            | 67 SFTL  | 1:12.72   | 5 Kavanagh, Suzanne 50 NEM 1:07.86    |  |  |  | 3 Gary, Kristin J 45 REDT 55.50             |  |  |  |
| 6                            | Kranpitz, Nancy        | 68 WMAC  | 1:16.22   | 6 Vaiden, Nancy A 53 NORT 1:08.08     |  |  |  | 4 Willeboordse, Fall 47 BCTM 53.66          |  |  |  |
| 7                            | Hashimoto, Christine L | 65 CMS   | 1:21.44   | 7 Cushman, Susan 50 LVM 1:18.29       |  |  |  | 5 Wager, Susan 47 REDT 55.00                |  |  |  |
| 8                            | Conkey, Nancy          | 68 SNM   | 1:23.20   | 8 Lisy, Cheryl L 54 JPD 2:02.20       |  |  |  | 6 Stone, Stephanie 46 PCAT 56.13            |  |  |  |
| <b>Heat 6 of 38 Finals</b>   |                        |          |           | <b>Heat 12 of 38 Finals</b>           |  |  |  | 7 Welting, Laureen K 47 TOC 57.18           |  |  |  |
| 1                            | Bromann, Carlyn A      | 61 IM    | 1:25.00   | 1 Lindley, Jane 51 PSM 1:04.76        |  |  |  | 8 Gallagher, Kathy 48 ARIZ 58.07            |  |  |  |
| 2                            | Weston, Susan E        | 62 SDSM  | 1:19.10   | 2 Oliver, Karen M 53 SALT 1:04.00     |  |  |  | <b>Heat 18 of 38 Finals</b>                 |  |  |  |
| 3                            | Merena, Elizabeth J    | 60 BCTM  | 1:18.00   | 3 Stokes, Karin E 52 NEM 1:01.57      |  |  |  | 3 Thompson, Angelina V 40 VALM 1:40.00      |  |  |  |
| 4                            | Jones, Cynthia L       | 63 IM    | 1:11.91   | 4 Groselle, Laura L 52 SYM 1:00.35    |  |  |  | 4 Longwell, Katherine 41 ABM 1:08.50        |  |  |  |
| 5                            | Van Dyke, Anne         | 60 MICH  | 1:15.00   | 5 Noble, Suzanne M 50 MICH 1:01.52    |  |  |  | 5 Greene, Dana M 44 NCMS 1:28.58            |  |  |  |
| 6                            | Boling, Pat            | 60 ISWM  | 1:18.17   | 6 Young, Barbara A 50 NCMS 1:01.99    |  |  |  | 6 Huber, Jessica E 42 ISWM 1:40.00          |  |  |  |
| 7                            | Casey, Kathrine J      | 64 PSM   | 1:19.48   | 7 Zedonis, Lisa L 51 INDY 1:04.14     |  |  |  | <b>Heat 19 of 38 Finals</b>                 |  |  |  |
| <b>Heat 7 of 38 Finals</b>   |                        |          |           | 8 Hanas, Loree L 50 DLMA 1:06.54      |  |  |  | 1 Reidenga, Lisa B 41 IM 1:05.07            |  |  |  |
| 1                            | Francis, Susan A       | 60 INDY  | 1:10.00   | <b>Heat 13 of 38 Finals</b>           |  |  |  | 2 Averill, Tammy 43 UNAT 1:04.29            |  |  |  |
| 2                            | Preissler, Stella      | 64 PSM   | 1:07.20   | 1 Tatnall, Suzy C 53 CMS 59.55        |  |  |  | 3 Knox, Terri 44 WMAC 1:03.45               |  |  |  |
| 3                            | Rothenberg, Diane F    | 60 O*H*  | 1:07.00   | 2 Ingraham, Susan R 53 MOST 59.35     |  |  |  | 4 Ihrke, Amber 42 IM 1:02.05                |  |  |  |
| 4                            | Miller, Celeste        | 63 SNM   | 1:06.00   | 3 Voorhees, Carolyn C 51 NBAC 57.78   |  |  |  | 5 Bishop, Laura J 40 BUMS 1:02.62           |  |  |  |
| 5                            | Wolff, Melinda S       | 60 1776  | 1:06.29   | 4 Jones, Eney 52 DAMM 55.62           |  |  |  | 6 Thompson, Amy W 42 TOC 1:04.00            |  |  |  |
| 6                            | Guthrie, Sally K       | 63 MICH  | 1:07.03   | 5 Hernandez, Jill S 52 CHIC 56.41     |  |  |  | 7 Carter, Kelly 43 MVN 1:04.31              |  |  |  |
| 7                            | Coellner, Deb S        | 62 WMST  | 1:09.88   | 6 Garnier, Kathy L 52 CMS 58.08       |  |  |  | 8 Quinn, Jill A 40 DLMA 1:06.00             |  |  |  |
| 8                            | Hasbrook, Sally        | 64 INDY  | 1:11.00   | 7 Petersen, Stephanie O 51 SLAM 59.50 |  |  |  | <b>Heat 20 of 38 Finals</b>                 |  |  |  |
|                              |                        |          |           | 8 Kafka, Heidi 50 IM 59.62            |  |  |  | 1 Sinitz, Cheryl 44 WMAC 1:01.35            |  |  |  |
|                              |                        |          |           |                                       |  |  |  | 2 Cham, Candace 40 CHGO 1:00.00             |  |  |  |
|                              |                        |          |           |                                       |  |  |  | 3 Havice, Natalie 40 CSI 59.76              |  |  |  |
|                              |                        |          |           |                                       |  |  |  | 4 Buckley-Kornatz, Jennifer A 41 NCMS 58.65 |  |  |  |
|                              |                        |          |           |                                       |  |  |  | 5 Bir, Lynne M 41 INDY 59.00                |  |  |  |
|                              |                        |          |           |                                       |  |  |  | 6 Petyk, Jennifer R 41 CHAR 59.78           |  |  |  |
|                              |                        |          |           |                                       |  |  |  | 7 Texel, Paula M 42 SPM 1:00.15             |  |  |  |
|                              |                        |          |           |                                       |  |  |  | 8 Matsumura, LeAnn H 40 WOW 1:02.00         |  |  |  |

## 2013 USMS Spring National Championships, Sanction #: 163-S001

## IU Natatorium, Indianapolis

## Meet Program - Saturday, May 11, 2013

**Heat 21 (#20 Women 100 Yard Freestyle)**

|   |                     |         |       |
|---|---------------------|---------|-------|
| 1 | Reichart, Christine | 42 CSC  | 58.14 |
| 2 | Lloyd, Kimberly K   | 40 NEM  | 57.40 |
| 3 | Wyatt, Tricia M     | 43 NEM  | 56.01 |
| 4 | McCurdy, Tracy C    | 44 NEM  | 54.38 |
| 5 | Holland, Amy S      | 41 NCMS | 55.50 |
| 6 | Mantonya, Becky W   | 40 LMAO | 57.22 |
| 7 | Seavall, Kelly J    | 44 CMS  | 57.44 |
| 8 | Werner, Haleigh A   | 44 PSM  | 58.50 |

**Heat 22 of 38 Finals**

|   |                   |         |         |
|---|-------------------|---------|---------|
| 2 | Anderson, Lisa    | 23 HMS  | 1:28.00 |
| 3 | Reed, Catherine E | 23 LIB  | 1:28.66 |
| 4 | Carr, Stacie R    | 26 MICH | 1:21.96 |
| 5 | Tegeler, Tiffany  | 27 MPM  | 1:35.00 |
| 6 | Gordon, Marisa D  | 35 MTSC | 1:38.90 |

**Heat 23 of 38 Finals**

|   |                       |         |         |
|---|-----------------------|---------|---------|
| 1 | Viencek, Jenifer J    | 37 UNAT | 1:10.00 |
| 2 | Parey, Christine M    | 35 NAM  | 1:09.18 |
| 3 | Fairman, Abigail A    | 36 REDT | 1:07.88 |
| 4 | Marvin, Linda L       | 39 INDY | 1:04.46 |
| 5 | Dinsmore, Sharon M    | 39 NEM  | 1:04.52 |
| 6 | Garcia-Bates, Tatiana | 35 CHAR | 1:08.15 |
| 7 | Cohen, Rachel F       | 35 REDT | 1:09.43 |
| 8 | Race, Loretta         | 35 NKSM | 1:11.54 |

**Heat 24 of 38 Finals**

|   |                           |         |         |
|---|---------------------------|---------|---------|
| 1 | Trager Bohley, Kimberly D | 39 INDY | 1:03.87 |
| 2 | Strickland, Erin M        | 37 ZAM  | 1:02.26 |
| 3 | Messenger, Shelly E       | 36 CON  | 1:01.74 |
| 4 | Lawrie, Dawn J            | 37 SNM  | 1:01.46 |
| 5 | Cross, Mackinley L        | 36 CBA  | 1:01.66 |
| 6 | Preston, Alexandria K     | 35 ALEX | 1:02.12 |
| 7 | Fauquher, Sara            | 35 INDY | 1:03.86 |
| 8 | Hartsock, Jane A          | 35 CHGO | 1:04.29 |

**Heat 25 of 38 Finals**

|   |                      |         |         |
|---|----------------------|---------|---------|
| 1 | Ganim, Laura E       | 36 HURY | 1:00.00 |
| 2 | Rovnan, Helene       | 35 UNAT | 59.29   |
| 3 | Bingham, Laura       | 35 IM   | 57.38   |
| 4 | Kelsey, Jane M       | 37 LRC  | 54.13   |
| 5 | Smith, Rebecca L     | 36 BUMS | 56.40   |
| 6 | Lindsey, Elizabeth H | 35 NCMS | 58.75   |
| 7 | Hindle, Lori D       | 37 NEM  | 59.52   |
| 8 | Stich, Chris S       | 36 WMAC | 1:00.15 |

**Heat 26 of 38 Finals**

|   |                  |         |         |
|---|------------------|---------|---------|
| 1 | Thompson, Cooke  | 32 KATS | 1:20.00 |
| 2 | Koepfel, Kacey J | 33 REDT | 1:09.50 |
| 3 | Jones, Rose      | 34 INDY | 1:07.43 |
| 4 | Hornik, Mary T   | 33 IM   | 1:05.70 |
| 5 | Schunk, Kari A   | 32 NAST | 1:06.00 |
| 6 | Tiernan, Joy     | 34 SCAQ | 1:08.23 |
| 7 | Werner, Kelly    | 33 BUMS | 1:12.79 |
| 8 | King, Sarah C    | 30 MTMS | 1:44.80 |

**Heat 27 of 38 Finals**

|   |                    |         |         |
|---|--------------------|---------|---------|
| 1 | Lukens, Sarah R    | 30 TPIT | 1:04.30 |
| 2 | Szafranski, Lisa A | 32 MMA  | 1:03.94 |
| 3 | Gober, Jelena      | 30 MMA  | 1:02.82 |
| 4 | Klein, Stephanie M | 30 PMST | 1:02.78 |
| 5 | Tressler, Randi L  | 30 UNAT | 1:02.78 |
| 6 | Ware, Allison R    | 32 EXCL | 1:03.62 |
| 7 | Tepe, Rachel L     | 30 CAT  | 1:04.23 |
| 8 | Swope, Danielle R  | 34 NAST | 1:05.00 |

**Heat 28 of 38 Finals**

|   |                     |         |         |
|---|---------------------|---------|---------|
| 1 | Duhaime, Susan A    | 30 MICH | 1:02.00 |
| 2 | Winters, Alison M   | 33 WMAC | 1:01.35 |
| 3 | Sheehan, Nichole    | 34 WLAC | 1:00.54 |
| 4 | Banning, Amber      | 30 VALM | 59.83   |
| 5 | Schneider, Erin E   | 34 WMAC | 59.99   |
| 6 | Bernal, Genevieve M | 33 WLAC | 1:01.18 |
| 7 | Howland, Heather    | 32 IM   | 1:01.65 |
| 8 | Sarbacker, Sarah    | 33 EXCL | 1:02.53 |

**Heat 29 of 38 Finals**

|   |                     |         |       |
|---|---------------------|---------|-------|
| 1 | Weaver, Jenny W     | 32 INDY | 59.00 |
| 2 | Pallo, Cassy        | 31 MOVY | 58.36 |
| 3 | Liberty, Laurel M   | 31 LIB  | 57.93 |
| 4 | Coombe, Katy A      | 30 HOPK | 54.84 |
| 5 | Zerhusen, Megan     | 33 SKY  | 57.40 |
| 6 | Bos, Amanda J       | 33 INDY | 58.00 |
| 7 | Rawlins, Laura M    | 34 IM   | 58.68 |
| 8 | Schroeter, Andrea K | 33 SCMI | 59.74 |

**Heat 30 of 38 Finals**

|   |                     |         |         |
|---|---------------------|---------|---------|
| 1 | Luptak, Alexandra   | 27 UNAT | 1:20.00 |
| 2 | Guidarelli, Kaitlin | 29 DOC  | 1:07.92 |
| 3 | Stanilova, Tsveta   | 27 MESC | 1:03.04 |
| 4 | Reeder, Lauren M    | 25 IM   | 1:03.00 |
| 5 | Cush, Rachel        | 28 MICH | 1:03.00 |
| 6 | DeYoe, Lauren       | 27 MTSC | 1:03.15 |
| 7 | Jiang, Yue          | 26 ISWM | 1:08.04 |
| 8 | Rapp, Julie S       | 25 LVM  | 1:20.00 |

**Heat 31 of 38 Finals**

|   |                    |         |         |
|---|--------------------|---------|---------|
| 1 | Mathews, Erin      | 27 MARY | 1:01.95 |
| 2 | Kelly, Kaymee      | 28 GSMS | 1:00.15 |
| 3 | Scannell, Colleen  | 27 BUMS | 59.50   |
| 4 | Segovia, Vanessa   | 29 GOLD | 58.90   |
| 5 | Webb, Amy K        | 26 AWJ  | 58.95   |
| 6 | Teller, Jordan     | 29 BOZE | 59.86   |
| 7 | Gottlieb, Emilee R | 26 BUMS | 1:00.15 |
| 8 | Toy, Kasey         | 26 UNAT | 1:02.87 |

**Heat 32 of 38 Finals**

|   |                              |         |       |
|---|------------------------------|---------|-------|
| 1 | Lapinskas, Christina         | 27 SCAQ | 58.50 |
| 2 | Hanson, Erika L              | 25 TOC  | 58.00 |
| 3 | Thomas, Desiree              | 25 O*H* | 57.35 |
| 4 | Zinsli, Samantha             | 25 AKMS | 57.00 |
| 5 | Del Rio - Caddick, Addison L | 26 MMA  | 57.00 |
| 6 | Brandon, Celeste A           | 29 BLU  | 57.53 |
| 7 | Madgiak, Jen L               | 27 IM   | 58.10 |
| 8 | Haseman, Jamie K             | 28 IM   | 58.51 |

**Heat 33 of 38 Finals**

|   |                           |         |       |
|---|---------------------------|---------|-------|
| 1 | Davidoff, Cara            | 27 TOC  | 56.25 |
| 2 | VanWinkle, Leslie M       | 26 UNAT | 55.00 |
| 3 | O'Donnell-McCarthy, Fiona | 26 TOC  | 54.45 |
| 4 | O'Leary, Britta           | 28 AWJ  | 52.50 |
| 5 | Madeira, Isabel           | 26 WLAC | 54.00 |
| 6 | Erickson, Lauren          | 28 VSM  | 54.97 |
| 7 | Houston, Katy             | 25 TOC  | 56.00 |
| 8 | Taylor, Vicki             | 27 TVM  | 56.42 |

**Heat 34 of 38 Finals**

|   |                     |         |         |
|---|---------------------|---------|---------|
| 1 | Monsen, Meg         | 19 PSM  | 1:17.84 |
| 2 | Read, Bailey        | 19 HMS  | 1:08.00 |
| 3 | Dauksavage, Nicole  | 24 RAM  | 1:06.11 |
| 4 | Fisher, Katelyn A   | 19 CSMT | 1:06.00 |
| 5 | Caetano, Maggie     | 22 HMS  | 1:06.00 |
| 6 | Pawloski, Shannon C | 20 MICH | 1:08.00 |
| 7 | Evans, Haley A      | 21 UTAH | 1:09.51 |
| 8 | Davie, Margo        | 24 HMS  | 1:23.90 |

**Heat 35 of 38 Finals**

|   |                          |         |         |
|---|--------------------------|---------|---------|
| 1 | Barringer, Danika        | 21 HMS  | 1:04.00 |
| 2 | Brinkman, Abbey N        | 24 ANBM | 1:03.00 |
| 3 | McKiernan, Alex M        | 19 PSM  | 1:02.44 |
| 4 | Smith, LaJoya B          | 24 THT  | 1:02.18 |
| 5 | Pawloski, Devon E        | 18 MICH | 1:02.20 |
| 6 | Watling, Carolyn         | 20 DUCK | 1:02.50 |
| 7 | Batesole, Briana D       | 24 PRTR | 1:03.28 |
| 8 | Saint Germain, Marissa R | 22 GLTR | 1:04.47 |

**Heat 36 of 38 Finals**

|   |                      |         |         |
|---|----------------------|---------|---------|
| 1 | Anderson, Sydney E   | 21 PSM  | 1:01.59 |
| 2 | Bunnell, Christie    | 20 UTAH | 1:01.11 |
| 3 | Harris, Julia K      | 21 INDY | 1:01.00 |
| 4 | Vetter, Johanna K    | 22 GLTR | 1:00.00 |
| 5 | Hartman, Mallory     | 19 CSI  | 1:01.00 |
| 6 | Margolin, Michelle L | 22 DUCK | 1:01.00 |
| 7 | Barber, Amanda       | 20 UTAH | 1:01.11 |
| 8 | Cleveland, Nicole L  | 24 ABM  | 1:02.05 |

**Heat 37 of 38 Finals**

|   |                      |         |         |
|---|----------------------|---------|---------|
| 1 | Caldwell, Cailee     | 23 SWOM | 59.87   |
| 2 | Miller, Lindsay      | 20 DUCK | 58.99   |
| 3 | Shockey, Kayla       | 19 UNAT | 58.27   |
| 4 | Perez, Esmeralda     | 18 WMAC | 58.00   |
| 5 | Frendreis, Lauren    | 24 ROSE | 58.23   |
| 6 | Haase, Kate          | 22 HMS  | 58.50   |
| 7 | St. Sauveur, Katelyn | 24 EDIN | 59.69   |
| 8 | Hanson, Hunter       | 20 HMS  | 1:00.00 |

**Heat 38 of 38 Finals**

|   |                    |         |       |
|---|--------------------|---------|-------|
| 1 | King, Emily        | 21 UNAT | 57.56 |
| 2 | Biggs, Brittany A  | 23 CMS  | 56.88 |
| 3 | Koltz, Jessica L   | 24 BUMS | 55.60 |
| 4 | Raatz, Katherine   | 24 TOC  | 53.87 |
| 5 | Saulters, Nicole K | 23 MMA  | 54.99 |
| 6 | Spencer, Rachel    | 20 UTAH | 56.60 |
| 7 | Ryan, Sarah A      | 23 LIEM | 57.50 |
| 8 | Mullen, Rachael E  | 23 NCMS | 57.61 |

**2013 USMS Spring National Championships, Sanction #: 163-S001**

**IU Natatorium, Indianapolis**

**Meet Program - Saturday, May 11, 2013**

| <b>#21 Men 50 Yard Butterfly</b> |                     |                 |                  | <b>Heat 7 of 43 Finals</b>  |                      |         |       | <b>Heat 13 of 43 Finals</b> |                      |         |       |  |  |
|----------------------------------|---------------------|-----------------|------------------|-----------------------------|----------------------|---------|-------|-----------------------------|----------------------|---------|-------|--|--|
| <b>Lane</b>                      | <b>Name</b>         | <b>Age Club</b> | <b>Seed Time</b> |                             |                      |         |       |                             |                      |         |       |  |  |
| <b>Heat 1 of 43 Finals</b>       |                     |                 |                  | 1                           | Haufler, Steven E    | 60 OAM  | 27.65 | 1                           | Dauginas, Joe        | 50 UNAT | 29.97 |  |  |
| 2                                | Cavanaugh, Cav      | 77 GOLD         | 41.00            | 2                           | Wilson, Robert H     | 62 CAQM | 27.38 | 2                           | Masson, Martin       | 51 UNAT | 29.79 |  |  |
| 3                                | Martin, Ray G       | 75 MICH         | 33.95            | 3                           | Middleton, Marc D    | 61 BLU  | 26.90 | 3                           | Jensen, James R      | 52 TPIT | 29.18 |  |  |
| 4                                | Mitchell, Clarke E  | 80 GAJA         | 35.05            | 4                           | Martin, Doug         | 60 ARKM | 25.80 | 4                           | Brown, Daniel V      | 52 MICH | 28.81 |  |  |
| 5                                | Ellis, Richard      | 80 AGUA         | 1:01.00          | 5                           | Alderson, Pat        | 61 GSMS | 26.89 | 5                           | Ruggieri, James      | 50 SVY  | 28.85 |  |  |
| 6                                | Doud, Robert R      | 90 MICH         | 1:25.40          | 6                           | Griffith, James M    | 60 TOC  | 27.00 | 6                           | Grecco, Dan          | 54 NASH | 29.55 |  |  |
| 7                                | Maine, Thomas O     | 87 SLAM         | 53.10            | 7                           | Gruber, Glenn A      | 63 VCM  | 27.57 | 7                           | Ballard, Michael J   | 50 SKY  | 29.88 |  |  |
| <b>Heat 2 of 43 Finals</b>       |                     |                 |                  | 8                           | Mykleby, Geoff L     | 60 WMAC | 28.00 | 8                           | Rowland, Jim         | 52 LIB  | 30.06 |  |  |
| 1                                | Krier, Ron T        | 66 JPD          | 39.37            | <b>Heat 8 of 43 Finals</b>  |                      |         |       | <b>Heat 14 of 43 Finals</b> |                      |         |       |  |  |
| 2                                | Hellmann, Stephen D | 69 SKY          | 34.17            | 1                           | Sternberg, Scott D   | 55 ROSE | 36.97 | 1                           | Paulsen, Curtis A    | 53 WMAC | 28.73 |  |  |
| 3                                | Ota, Ken            | 66 IM           | 35.00            | 2                           | McLeod, Bruce        | 55 MTSC | 35.00 | 2                           | Pfaltzgraff, Mark    | 51 WMAC | 28.62 |  |  |
| 4                                | Hale, Art           | 71 UNAT         | 1:08.38          | 3                           | Keenan, George W     | 59 IM   | 31.72 | 3                           | Severance, David A   | 50 WMAC | 28.09 |  |  |
| 5                                | Smith, Brent        | 72 HUNT         | 37.44            | 4                           | Webb, Joseph N       | 56 UNAT | 32.64 | 4                           | Jenkins, Timothy J   | 51 IM   | 28.00 |  |  |
| 6                                | Half, Henry M       | 70 MOST         | 46.11            | 5                           | Glender, Carlos      | 58 ANBM | 35.98 | 5                           | Havlik, John R       | 54 UNAT | 28.00 |  |  |
| 7                                | Traester, William F | 64 CONN         | 41.96            | 6                           | Berko, Adam          | 46 FACT | 32.92 | 6                           | King, Ian E          | 50 GAJA | 28.57 |  |  |
| 8                                | Kinlen, Patrick J   | 64 BWAQ         | 1:05.00          | 7                           | Keller, Scott A      | 48 INDY | 32.68 | 7                           | Richardson, John D   | 50 SWIN | 28.64 |  |  |
| <b>Heat 3 of 43 Finals</b>       |                     |                 |                  | 8                           | Haberstich, Brian    | 46 IM   | 38.50 | <b>Heat 15 of 43 Finals</b> |                      |         |       |  |  |
| 1                                | Marshall, Steve     | 71 MICH         | 36.57            | <b>Heat 9 of 43 Finals</b>  |                      |         |       | 1                           | Catellier, Kenneth P | 52 INDY | 27.84 |  |  |
| 2                                | Whitley, John K     | 70 WIND         | 33.50            | 1                           | Griffin, Jim         | 55 UNAT | 30.58 | 2                           | Zoltick, Martin M    | 50 FXCM | 27.50 |  |  |
| 3                                | Freshley, Mike R    | 72 SDSM         | 32.14            | 2                           | Peyton, Mike W       | 57 OREG | 29.66 | 3                           | Wilczak, Tom         | 52 ELG  | 27.33 |  |  |
| 4                                | Elder, James E      | 70 TOC          | 28.50            | 3                           | Kipp, Richard A      | 55 DAS  | 29.58 | 4                           | Power, Scott         | 50 UNAT | 27.23 |  |  |
| 5                                | Straka, Peter       | 70 FTYM         | 30.75            | 4                           | Fox, Richard E       | 57 ELG  | 28.40 | 5                           | Farrell, Stan        | 50 BSLM | 27.24 |  |  |
| 6                                | Shaw, James F       | 72 RINC         | 32.90            | 5                           | Freeman, Stephan J   | 57 SPM  | 28.98 | 6                           | McFarland, James A   | 53 NCMS | 27.50 |  |  |
| 7                                | Goldstein, Mel E    | 74 INDY         | 35.96            | 6                           | Tribuzi, Scot B      | 55 O*H* | 29.60 | 7                           | Sherman, Bill        | 54 MOVY | 27.60 |  |  |
| 8                                | Bell, John L        | 70 UCLA         | 36.70            | 7                           | Stiling, Douglas E   | 55 SWOM | 30.39 | 8                           | Voss, Peter M        | 51 CASC | 27.90 |  |  |
| <b>Heat 4 of 43 Finals</b>       |                     |                 |                  | 8                           | Dunne, Patrick       | 58 DAMM | 30.60 | <b>Heat 16 of 43 Finals</b> |                      |         |       |  |  |
| 1                                | Meade, Tom J        | 65 BUMS         | 32.30            | <b>Heat 10 of 43 Finals</b> |                      |         |       | 1                           | Melgar, Tom A        | 51 MICH | 27.00 |  |  |
| 2                                | Long, Robert        | 65 IM           | 31.64            | 1                           | Caligiuri, Dan A     | 57 BLU  | 28.00 | 2                           | Larkin, Doug         | 51 LINS | 26.82 |  |  |
| 3                                | Powers, Matt G      | 66 TULS         | 28.60            | 2                           | Davidson, Craig      | 57 UNAT | 27.61 | 3                           | Cleaver, Oliver      | 50 SAWS | 26.64 |  |  |
| 4                                | Abrahams, Richard T | 68 CMS          | 27.00            | 3                           | Karas, Paul G        | 57 MICH | 26.99 | 4                           | Crocker, Stephen W   | 50 CSPM | 26.32 |  |  |
| 5                                | Shastid, Jon        | 65 SKY          | 28.50            | 4                           | Ockerman, Jeff       | 58 NASH | 26.64 | 5                           | Pogue, Jim H         | 52 MICH | 26.50 |  |  |
| 6                                | Meyerhoff, Rick     | 66 TAM          | 29.36            | 5                           | Lindstedt, David P   | 57 LAPS | 26.74 | 6                           | Fisher, Dennis E     | 53 CSMT | 26.80 |  |  |
| 7                                | Motheral, Thomas W  | 65 SYSM         | 32.09            | 6                           | Ursu, Andrei H       | 55 ELG  | 27.35 | 7                           | Shake, Joe           | 54 UNAT | 26.93 |  |  |
| 8                                | Shaffer, Craig A    | 67 ARIZ         | 33.49            | 7                           | Gutowski, Mark       | 57 SKY  | 28.00 | 8                           | Stephenson, Kyle     | 52 MOVY | 27.00 |  |  |
| <b>Heat 5 of 43 Finals</b>       |                     |                 |                  | 8                           | Crutchfield, Randy L | 55 NAST | 28.30 | <b>Heat 17 of 43 Finals</b> |                      |         |       |  |  |
| 1                                | Carter, Michael A   | 62 INDY         | 34.44            | <b>Heat 11 of 43 Finals</b> |                      |         |       | 1                           | Wells, Brad R        | 51 MOVY | 25.60 |  |  |
| 2                                | Payne, (Earl R) Bob | 62 NCMS         | 33.00            | 1                           | Heath, Robert H      | 56 MAM  | 26.02 | 2                           | Gibson, Dave         | 52 IM   | 25.00 |  |  |
| 3                                | Lyons, David A      | 60 DAMM         | 31.65            | 2                           | McCabe, Thomas J     | 55 IM   | 26.00 | 3                           | Reister, John A      | 50 CMS  | 24.57 |  |  |
| 4                                | Paushter, Stephen L | 61 BUMS         | 31.45            | 3                           | Graham, Donald       | 58 PSM  | 25.23 | 4                           | Patten, Bobby        | 50 DAMM | 23.68 |  |  |
| 5                                | Lintz, Steve        | 62 SNM          | 31.47            | 4                           | Carter, Paul V       | 55 TOC  | 25.00 | 5                           | Beattie, John R      | 52 BLU  | 24.23 |  |  |
| 6                                | Walters, Mark C     | 60 GERM         | 32.49            | 5                           | Specht, William L    | 55 SPM  | 25.17 | 6                           | Pratt, John L        | 50 IM   | 24.90 |  |  |
| 7                                | Engineri, Paul J    | 62 BUMS         | 33.50            | 6                           | Klein, Jonathan E    | 55 NCMS | 25.69 | 7                           | Soltys, Ted J        | 52 IM   | 25.50 |  |  |
| 8                                | Woelfel, Bradford B | 63 HURY         | 34.50            | 7                           | Worthen, Mark S      | 58 UNAT | 26.00 | 8                           | Dassow, Paul         | 50 RATS | 25.80 |  |  |
| <b>Heat 6 of 43 Finals</b>       |                     |                 |                  | 8                           | Kozlowski, Kirk E    | 55 MVM  | 26.50 | <b>Heat 18 of 43 Finals</b> |                      |         |       |  |  |
| 1                                | Plencner, Bob R     | 60 NEM          | 30.58            | <b>Heat 12 of 43 Finals</b> |                      |         |       | 1                           | Kern, Michael P      | 46 SWIN | 31.65 |  |  |
| 2                                | Gustafson, Lee O    | 61 TPIT         | 29.66            | 1                           | Harasz, Philip       | 54 SPM  | 38.00 | 2                           | Meade, Matthew H     | 47 PTMS | 30.90 |  |  |
| 3                                | Lemaire, Larry R    | 60 IRM          | 28.85            | 2                           | Dowd, Douglas B      | 52 SLAM | 31.31 | 3                           | Sturm, Mike          | 47 WMAC | 28.65 |  |  |
| 4                                | Sterne, Erik A      | 60 ROSE         | 28.47            | 3                           | Workman, Scott A     | 50 UNAT | 30.73 | 4                           | Dugan, Travis A      | 48 UNAT | 28.13 |  |  |
| 5                                | Chamberlain, Rick A | 61 INDY         | 28.62            | 4                           | Long, Christopher D  | 54 INDY | 30.17 | 5                           | Kerr, David          | 47 INDY | 28.50 |  |  |
| 6                                | Mange, Kenneth C    | 60 MICH         | 29.41            | 5                           | Brozinick, Joe T     | 52 CSC  | 30.67 | 6                           | Buerger, Dan         | 45 PTMS | 29.78 |  |  |
| 7                                | Palmer, Bill        | 62 MICH         | 30.54            | 6                           | Ruff, David G        | 53 MOB  | 31.20 | 7                           | Figg, Steven J       | 46 IM   | 31.13 |  |  |
| 8                                | Fox, Jim            | 60 INDY         | 31.33            | 7                           | Downey, James E      | 52 HURY | 33.55 | 8                           | Peebles, Brent       | 45 IM   | 31.88 |  |  |



2013 USMS Spring National Championships, Sanction #: 163-S001

IU Natatorium, Indianapolis

Meet Program - Saturday, May 11, 2013

**Heat 19 (#21 Men 50 Yard Butterfly)**

|   |                    |         |       |
|---|--------------------|---------|-------|
| 1 | Kaneshiro, Knoel K | 45 UNAT | 27.95 |
| 2 | Camacho, Raymond E | 48 WH2O | 27.91 |
| 3 | Mattingly, Dan     | 49 SKY  | 27.70 |
| 4 | Wirt, Rob J        | 46 CON  | 27.66 |
| 5 | Hurst, Charles A   | 47 DLMA | 27.67 |
| 6 | Strange, John P    | 49 CHGO | 27.78 |
| 7 | Wendorf, Eric E    | 48 UNAT | 27.92 |
| 8 | Martin, Rob D      | 47 PSM  | 28.03 |

**Heat 20 of 43 Finals**

|   |                      |         |       |
|---|----------------------|---------|-------|
| 1 | Donovan, Patrick     | 45 ZAM  | 27.50 |
| 2 | Brandt, Mark W       | 47 IM   | 26.90 |
| 3 | Bailey, Jeff M       | 46 MICH | 26.61 |
| 4 | Tapiero, Dan         | 45 UNAT | 26.37 |
| 5 | McGuire, James W     | 48 SVY  | 26.49 |
| 6 | Knox, Kurt           | 45 WMAC | 26.65 |
| 7 | Bockius, Ted C       | 46 DCAC | 27.41 |
| 8 | Kucharski, Michael R | 45 GAJA | 27.65 |

**Heat 21 of 43 Finals**

|   |                     |         |       |
|---|---------------------|---------|-------|
| 1 | Maher, Larry P      | 48 PTMS | 26.00 |
| 2 | Christensen, Kurt A | 47 MICH | 25.66 |
| 3 | O'Dell, Rick        | 45 BLU  | 25.50 |
| 4 | Dixon, Glenn S      | 48 NEM  | 25.35 |
| 5 | Bennett, Dennis     | 47 IAMA | 25.39 |
| 6 | Pushka, Dave        | 49 IM   | 25.60 |
| 7 | Ferguson, Daniel B  | 46 WH2O | 26.00 |
| 8 | Clear, Kirk W       | 45 VMST | 26.11 |

**Heat 22 of 43 Finals**

|   |                  |         |       |
|---|------------------|---------|-------|
| 1 | Mehok, George K  | 45 SYSM | 25.01 |
| 2 | Malas, Bryan     | 45 IM   | 24.85 |
| 3 | Heber, Scott     | 46 DAMM | 24.26 |
| 4 | Moran, Marty     | 46 MINN | 24.19 |
| 5 | Segal, William N | 48 JAM  | 24.23 |
| 6 | Williams, Neill  | 45 DCAC | 24.44 |
| 7 | McCool, Chris    | 48 LTP  | 24.90 |
| 8 | Vesper, Jim      | 48 UNAT | 25.23 |

**Heat 23 of 43 Finals**

|   |                       |         |       |
|---|-----------------------|---------|-------|
| 2 | Geraghty, Michael     | 41 MGM  | 30.69 |
| 3 | Sax, William C        | 44 GMUP | 28.57 |
| 4 | Brown, Robert A       | 42 ISWM | 28.00 |
| 5 | Bishop, Christopher R | 41 BUMS | 28.29 |
| 6 | Courtney, Chris       | 40 ARIZ | 30.04 |
| 7 | Conley, Scott         | 43 WMAC | 31.64 |

**Heat 24 of 43 Finals**

|   |                        |         |       |
|---|------------------------|---------|-------|
| 1 | Bullard, Joel          | 41 NCMS | 27.71 |
| 2 | Jaffe, Robert A        | 42 NCMS | 27.64 |
| 3 | Hemenway, Mike P       | 44 IM   | 27.55 |
| 4 | Semus, Joe             | 42 MEDM | 27.42 |
| 5 | Thayer, Jason W        | 41 IM   | 27.50 |
| 6 | Belnap, Mark           | 43 UTAH | 27.60 |
| 7 | Melcher, Scott         | 42 LIB  | 27.70 |
| 8 | Colburn, Christopher M | 41 ABM  | 27.75 |

**Heat 25 of 43 Finals**

|   |                   |         |       |
|---|-------------------|---------|-------|
| 1 | Thomas, Dan       | 40 ONEM | 26.95 |
| 2 | Newbegin, Brian   | 44 SCAQ | 26.70 |
| 3 | Mc Kay, Matthew G | 41 TOC  | 26.52 |
| 4 | Doherty, Todd S   | 42 PSM  | 26.25 |
| 5 | Cantrell, Mike S  | 41 MICH | 26.42 |
| 6 | Stephens, Ryan K  | 41 INDY | 26.60 |
| 7 | Perry, Brian S    | 41 O*H* | 26.89 |
| 8 | Tomson, Farol L   | 41 GERM | 27.13 |

**Heat 26 of 43 Finals**

|   |                    |         |       |
|---|--------------------|---------|-------|
| 1 | Hernandez, William | 43 GOLD | 26.16 |
| 2 | Anderson, Tim J    | 41 VALM | 26.00 |
| 3 | Larkin, Mark W     | 41 WMAC | 25.50 |
| 4 | Carl, Scott A      | 41 IM   | 25.49 |
| 5 | Merino, Jose I     | 40 NCMS | 25.50 |
| 6 | White, James H     | 42 BSLM | 25.52 |
| 7 | Urban, Mark        | 43 MGM  | 26.04 |
| 8 | Fletcher, Jeff H   | 43 UNAT | 26.20 |

**Heat 27 of 43 Finals**

|   |                 |         |       |
|---|-----------------|---------|-------|
| 1 | Pegram, Steve   | 44 NCMS | 25.12 |
| 2 | Sumner, David M | 42 MVN  | 24.40 |
| 3 | Castagnos, Chip | 44 BLU  | 24.11 |
| 4 | Hay, Thomas M   | 42 PTMS | 24.00 |
| 5 | Lane, Will H    | 42 AAAA | 24.02 |
| 6 | West, Steve     | 41 NOVA | 24.26 |
| 7 | Turk, Stephen P | 43 UNAT | 24.80 |
| 8 | Kroupa, Andy S  | 44 BLU  | 25.49 |

**Heat 28 of 43 Finals**

|   |                    |         |       |
|---|--------------------|---------|-------|
| 2 | Saunders, Adam     | 35 AKMS | 29.42 |
| 3 | Brigance, Steve    | 38 INDY | 27.80 |
| 4 | Judge, Joshua M    | 37 TNYA | 27.13 |
| 5 | Mills, Jamie       | 36 LIB  | 27.25 |
| 6 | Berebitsky, Jeff N | 37 INDY | 28.00 |
| 7 | Leininger, Tony J  | 38 ISWM | 32.00 |

**Heat 29 of 43 Finals**

|   |                         |         |       |
|---|-------------------------|---------|-------|
| 1 | Postlethwait, Daniel    | 38 IM   | 26.76 |
| 2 | O'Dell, Richard S       | 35 MOVY | 26.64 |
| 3 | Brown, Adam P           | 35 GAJA | 25.90 |
| 4 | Olson, Jeff K           | 37 INDY | 25.67 |
| 5 | Jent, Daniel E          | 35 ALEX | 25.89 |
| 6 | De Los Santos, Carlos R | 35 AGUA | 25.94 |
| 7 | Greenwood, Scott C      | 35 TOC  | 26.69 |
| 8 | Lodge, Craig E          | 38 MTSC | 27.00 |

**Heat 30 of 43 Finals**

|   |                  |         |       |
|---|------------------|---------|-------|
| 1 | Mulcahy, Ryan P  | 35 IM   | 25.50 |
| 2 | Asti, Trevor     | 35 MICH | 25.30 |
| 3 | Glass, Mark W    | 38 WMST | 25.05 |
| 4 | Ullom, Michael J | 36 SWOM | 24.53 |
| 5 | Ring, Edmund M   | 36 SMS  | 24.91 |
| 6 | Pecht, Ben T     | 38 VCM  | 25.12 |
| 7 | Karren, Kelly S  | 39 UTAH | 25.41 |
| 8 | Valle, Marc A    | 39 ARIZ | 25.60 |

**Heat 31 of 43 Finals**

|   |                      |         |       |
|---|----------------------|---------|-------|
| 1 | Ohman, Niclas K      | 38 NEM  | 24.32 |
| 2 | Mangano, Matthew A   | 35 SWOM | 24.20 |
| 3 | Heis, Kenneth F      | 37 SWOM | 23.90 |
| 4 | O'Sullivan, Chris    | 38 CMS  | 23.20 |
| 5 | Goltz, Jason         | 35 FACT | 23.50 |
| 6 | Eisenhuth, Matthew S | 39 CMS  | 23.93 |
| 7 | Lee, Ryan E          | 36 MOVY | 24.25 |
| 8 | Stich, Darryl D      | 37 WMAC | 24.50 |

**Heat 32 of 43 Finals**

|   |                     |         |       |
|---|---------------------|---------|-------|
| 1 | Roose, Taylor C     | 21 IM   | 29.60 |
| 2 | Olden, Jaegger      | 20 HMS  | 28.00 |
| 3 | Johnson, Derek      | 19 HMS  | 27.32 |
| 4 | Sanchez, Ralph      | 22 ROSE | 27.26 |
| 5 | Jimenez, Ivan E     | 23 UTAH | 27.36 |
| 6 | Jensen, Augustine C | 23 EDIN | 28.00 |
| 7 | Bahl, Jacob H       | 33 UNAT | 31.15 |
| 8 | Roy, Andrew M       | 31 INDY | 32.00 |

**Heat 33 of 43 Finals**

|   |                       |         |       |
|---|-----------------------|---------|-------|
| 1 | Jaskot, Brian R       | 34 ALEX | 28.16 |
| 2 | Sikich, Christopher P | 34 NAST | 26.46 |
| 3 | Merkle, Wesley J      | 32 INDY | 26.10 |
| 4 | Derr, Joseph P        | 33 UNAT | 25.93 |
| 5 | Muller, Donald H      | 34 UNAT | 26.02 |
| 6 | Weber, Matthew J      | 33 DAS  | 26.23 |
| 7 | Strahota, Jeffrey R   | 32 TERR | 27.11 |
| 8 | Rawlins, Brian K      | 33 IM   | 28.57 |

**Heat 34 of 43 Finals**

|   |                     |         |       |
|---|---------------------|---------|-------|
| 1 | Hunte, Howard       | 33 WOO  | 25.40 |
| 2 | Harper, Ryan C      | 34 INDY | 25.00 |
| 3 | Krajewski, Thomas J | 34 SPRY | 24.70 |
| 4 | Crosby, Ryan T      | 31 UNAT | 24.60 |
| 5 | Lowell, Jon         | 33 MMA  | 24.60 |
| 6 | Norris, Jason R     | 31 INDY | 25.00 |
| 7 | Cuticchia, Tommie A | 30 PLAN | 25.20 |
| 8 | Rymer, Michael C    | 32 UNAT | 25.61 |

**Heat 35 of 43 Finals**

|   |                      |         |       |
|---|----------------------|---------|-------|
| 1 | Ostermann, Jeff P    | 34 UNAT | 24.19 |
| 2 | Holsman, Trent T     | 32 TOC  | 23.89 |
| 3 | Proffitt, Jordon D   | 31 SKY  | 23.07 |
| 4 | Doak, Kevin          | 32 MICH | 22.25 |
| 5 | Knowles, Jeremy D    | 31 SWIF | 23.00 |
| 6 | Gallagher, Brendan M | 32 SPRY | 23.49 |
| 7 | Kendig, Jamie M      | 32 SYSM | 23.92 |
| 8 | Keefe, Michael R     | 32 SWOM | 24.51 |

**Heat 36 of 43 Finals**

|   |                     |         |       |
|---|---------------------|---------|-------|
| 1 | Smith, Andrew J     | 28 UNAT | 28.02 |
| 2 | Fucinari, Michael C | 26 MICH | 27.15 |
| 3 | Carrillo, Roberto   | 27 IM   | 26.83 |
| 4 | Thompson, Scott     | 28 CSPM | 26.20 |
| 5 | Robertson, Ryan J   | 26 PSM  | 26.79 |
| 6 | Krizmanic, Matt     | 27 ABM  | 26.87 |
| 7 | Kayupov, Arman      | 28 AGUA | 28.00 |
| 8 | Bartlett, Andrew S  | 27 TPIT | 28.09 |

2013 USMS Spring National Championships, Sanction #: 163-S001

IU Natatorium, Indianapolis

Meet Program - Saturday, May 11, 2013

**Heat 37 (#21 Men 50 Yard Butterfly)**

|   |                     |         |       |
|---|---------------------|---------|-------|
| 1 | Hunte, Jarrod A     | 29 WOO  | 26.10 |
| 2 | Taylor, Tim         | 26 ALEX | 25.90 |
| 3 | Ganiyev, Doston     | 25 CMS  | 25.73 |
| 4 | Wong, Peter         | 28 SPRY | 25.53 |
| 5 | Marshall, Clinton J | 29 MMA  | 25.60 |
| 6 | Bolles, Andrew M    | 28 MICH | 25.86 |
| 7 | Ehresman, William L | 28 ISWM | 26.09 |
| 8 | Ellabarger, Brent D | 27 INDY | 26.18 |

**Heat 38 of 43 Finals**

|   |                        |         |       |
|---|------------------------|---------|-------|
| 1 | Neuwirth, Jamie        | 25 TOC  | 25.22 |
| 2 | Lentz, Graham M        | 28 TOC  | 24.76 |
| 3 | Webb, Cameron          | 26 ART  | 24.57 |
| 4 | Hiskey, Justin R       | 29 MARY | 24.50 |
| 5 | Browning, Casey R      | 25 MICH | 24.50 |
| 6 | Talbott, Christopher J | 26 TOC  | 24.68 |
| 7 | Masters, Nick P        | 26 CSPM | 24.99 |
| 8 | Snell, Patrick D       | 27 TPIT | 25.46 |

**Heat 39 of 43 Finals**

|   |                         |         |       |
|---|-------------------------|---------|-------|
| 1 | Dickson, Luke J         | 28 INDY | 24.25 |
| 2 | Brammer, Chris          | 28 DOC  | 24.20 |
| 3 | Crawford, Eric J        | 28 ART  | 24.12 |
| 4 | Olson, Drew             | 27 OMAH | 23.83 |
| 5 | Lau, Jonathan A         | 27 CSPM | 23.99 |
| 6 | Garza, Richard J        | 25 WOW  | 24.13 |
| 7 | Erickson, John          | 28 VSM  | 24.23 |
| 8 | Weyerbacher, Jonathan S | 28 INDY | 24.43 |

**Heat 40 of 43 Finals**

|   |                    |         |       |
|---|--------------------|---------|-------|
| 1 | Peterson, Kyle     | 27 SKY  | 23.64 |
| 2 | Taylor, Jonathan B | 25 TOC  | 23.50 |
| 3 | Gallagher, Kevin C | 25 SPRY | 23.20 |
| 4 | King, Tyler J      | 25 UNAT | 22.35 |
| 5 | Cunnick, Charles W | 27 CHGO | 22.86 |
| 6 | Ritter, Kyle R     | 26 CSMT | 23.40 |
| 7 | Weyandt, Todd F    | 25 GAJA | 23.52 |
| 8 | Gans, Egan         | 27 TOC  | 23.70 |

**Heat 41 of 43 Finals**

|   |                          |         |       |
|---|--------------------------|---------|-------|
| 1 | Morley, Kyle G           | 19 DUCK | 26.94 |
| 2 | Altman-Kurosaki, Linus K | 23 AGUA | 26.50 |
| 3 | Oldenkamp, Adam J        | 20 DUCK | 26.40 |
| 4 | Dyer, Dustin M           | 19 NCMS | 26.20 |
| 5 | Edwards, Owen C          | 22 TPIT | 26.23 |
| 6 | Davis, Jeff A            | 24 UNAT | 26.45 |
| 7 | Dawson, Logan C          | 22 ISWM | 26.72 |
| 8 | Cronin, Jake E           | 21 IM   | 27.10 |

**Heat 42 of 43 Finals**

|   |                   |         |       |
|---|-------------------|---------|-------|
| 1 | Wiley, DJ         | 23 UTAH | 25.78 |
| 2 | Garcia, Mike      | 20 LIEM | 25.50 |
| 3 | Cushing, Alex D   | 24 TOC  | 25.00 |
| 4 | Salcedo, Mat      | 18 LIEM | 25.00 |
| 5 | Peterson, Cameron | 19 HMS  | 25.00 |
| 6 | Mann, Chris M     | 23 UNAT | 25.05 |
| 7 | Broch, Billy M    | 24 MOVY | 25.76 |
| 8 | Trimpe, Trevor E  | 22 UNAT | 26.00 |

**Heat 43 of 43 Finals**

|   |                     |         |       |
|---|---------------------|---------|-------|
| 1 | Sauter, Trace U     | 24 NCMS | 24.91 |
| 2 | Brooksby, Branden R | 19 DUCK | 24.50 |
| 3 | Birnbrich, Andrew   | 23 NAM  | 23.80 |
| 4 | Fahrbach, Lincoln D | 23 BUM  | 21.69 |
| 5 | Springer, Steven    | 23 BUM  | 23.59 |
| 6 | Smith, Valentino    | 22 MICH | 24.24 |
| 7 | Hunter, Austin J    | 22 WOO  | 24.80 |
| 8 | Malasky, Martin E   | 24 TOC  | 24.94 |

**#22 Women 50 Yard Butterfly**

| Lane | Name | Age | Club | Seed | Time |
|------|------|-----|------|------|------|
|------|------|-----|------|------|------|

**Heat 1 of 29 Finals**

|   |                  |    |      |         |
|---|------------------|----|------|---------|
| 1 | Kowalski, Joyce  | 71 | MICH | 53.50   |
| 2 | Meyers, Susan L  | 71 | INDY | 42.00   |
| 3 | Frid, Barbara    | 71 | OREG | 35.80   |
| 4 | Case, Mary Ann   | 73 | ARIZ | 37.60   |
| 5 | Shockro, Ellen K | 70 | MESC | 48.83   |
| 6 | Oberg, Jane G    | 75 | CMS  | 44.50   |
| 7 | Rooney, Joanne T | 79 | IM   | 1:02.38 |
| 8 | Gelman, Rita     | 80 | MICH | 1:20.46 |

**Heat 2 of 29 Finals**

|   |                          |    |      |       |
|---|--------------------------|----|------|-------|
| 2 | Onton, Ann Louise        | 69 | CONN | 55.08 |
| 3 | Kranpitz, Nancy          | 68 | WMAC | 39.20 |
| 4 | Uustal, Diann B          | 66 | UNAT | 33.78 |
| 5 | Wentzel, Reemi B         | 67 | ELG  | 36.18 |
| 6 | Larsen, Barbara (Babs) H | 65 | MINN | 46.04 |

**Heat 3 of 29 Finals**

|   |                   |    |      |       |
|---|-------------------|----|------|-------|
| 3 | Smith, Melinda J  | 60 | O*H* | 40.61 |
| 4 | Douglass, Marilyn | 63 | SAMY | 38.88 |
| 5 | Lyman, Carolyn B  | 62 | UTAH | 39.15 |
| 6 | Stengel, Alta F   | 62 | SDSM | 40.62 |

**Heat 4 of 29 Finals**

|   |                     |    |      |       |
|---|---------------------|----|------|-------|
| 1 | Horton, Geraldine D | 61 | INDY | 38.00 |
| 2 | Tyler, A Susan      | 64 | SNM  | 37.06 |
| 3 | Francis, Susan A    | 60 | INDY | 36.00 |
| 4 | Davis, Charlotte M  | 63 | PSM  | 30.00 |
| 5 | Lewis, Kathleen     | 61 | TPIT | 34.00 |
| 6 | Jones, Cynthia L    | 63 | IM   | 36.27 |
| 7 | Kastberg, Ann       | 60 | OREG | 37.84 |
| 8 | Church, Barbara E   | 61 | MICH | 38.20 |

**Heat 5 of 29 Finals**

|   |                     |    |      |       |
|---|---------------------|----|------|-------|
| 1 | Vollmer, Patti L    | 51 | CSC  | 43.45 |
| 2 | Boileau, Ute C      | 50 | CMS  | 37.78 |
| 3 | Diddams, Margaret A | 51 | PSM  | 35.73 |
| 4 | Sill, Sherry J      | 52 | IRM  | 37.63 |
| 5 | Mitrowitz, Karen A  | 52 | BUMS | 39.28 |
| 6 | Turner, Lisa M      | 55 | UNAT | 38.43 |
| 7 | Blatt, Cindy S      | 59 | VCM  | 38.55 |

**Heat 6 of 29 Finals**

|   |                    |    |      |       |
|---|--------------------|----|------|-------|
| 1 | Lees, Terri A      | 59 | MOVY | 38.21 |
| 2 | Haynie, Dee A      | 58 | TOC  | 35.00 |
| 3 | Lippold, Mary B    | 57 | PSM  | 31.50 |
| 4 | Granger, Traci S   | 55 | LAPS | 28.00 |
| 5 | Noyes, Penny P     | 58 | SKY  | 30.15 |
| 6 | Glassman, Debbie A | 59 | PSM  | 33.50 |
| 7 | Burbridge, Ann     | 57 | DAMM | 35.88 |
| 8 | Knowles, Nancy C   | 55 | SWIF | 38.25 |

**Heat 7 of 29 Finals**

|   |                         |    |      |       |
|---|-------------------------|----|------|-------|
| 1 | Hanas, Loree L          | 50 | DLMA | 34.56 |
| 2 | Frost, Kathryn M        | 53 | CSPM | 34.14 |
| 3 | Kavanagh, Suzanne       | 50 | NEM  | 34.10 |
| 4 | Jones, Eney             | 52 | DAMM | 32.00 |
| 5 | Garnier, Kathy L        | 52 | CMS  | 32.50 |
| 6 | Chappell, Melinda E     | 52 | GSMS | 34.10 |
| 7 | Murakowski, Courtenay E | 50 | ISWM | 34.34 |
| 8 | Lindley, Jane           | 51 | PSM  | 34.61 |

**Heat 8 of 29 Finals**

|   |                      |    |      |       |
|---|----------------------|----|------|-------|
| 1 | Stokes, Karin E      | 52 | NEM  | 31.38 |
| 2 | Smart, Denise L      | 50 | TULS | 30.54 |
| 3 | Block, Andrea J      | 51 | IM   | 29.54 |
| 4 | Livingston, Leslie C | 51 | GMUP | 26.86 |
| 5 | Voorhees, Carolyn C  | 51 | NBAC | 27.96 |
| 6 | Norwood, Roberta W   | 53 | INDY | 30.11 |
| 7 | Sutherland, Erica    | 53 | LVAM | 31.18 |
| 8 | Noble, Suzanne M     | 50 | MICH | 31.45 |

**Heat 9 of 29 Finals**

|   |                      |    |      |         |
|---|----------------------|----|------|---------|
| 2 | Bogue, Sherri L      | 49 | FMM  | 1:04.02 |
| 3 | Ott, Nancy M         | 48 | TPIT | 38.00   |
| 4 | O'Connor, Kelley J   | 45 | DLMA | 34.57   |
| 5 | Londergon, Katherine | 48 | JPD  | 36.00   |
| 6 | Barr, Mary L         | 49 | BUMS | 49.00   |

**Heat 10 of 29 Finals**

|   |                  |    |      |       |
|---|------------------|----|------|-------|
| 1 | Luebbe, Pamela   | 49 | SKY  | 34.25 |
| 2 | Whitaker, Lisa C | 49 | DLMA | 33.21 |
| 3 | Clark, Dawn      | 48 | SPM  | 32.54 |
| 4 | Karlin, Olivia   | 49 | WH2O | 32.27 |
| 5 | Quillen, Diane E | 49 | NCMS | 32.29 |
| 6 | Smar, Susan      | 49 | ELG  | 32.69 |
| 7 | Davies, Anne C   | 49 | OREG | 33.50 |
| 8 | Pema, Colleen M  | 45 | CSMT | 34.56 |

**Heat 11 of 29 Finals**

|   |                      |    |      |       |
|---|----------------------|----|------|-------|
| 1 | Gallagher, Kathy     | 48 | ARIZ | 31.90 |
| 2 | Schickore, Jutta     | 48 | DOC  | 31.21 |
| 3 | Wenner, Kelly A      | 47 | MGM  | 30.65 |
| 4 | Rian, Victoria L     | 46 | NAST | 30.32 |
| 5 | Tracy, Robin C       | 49 | DKTA | 30.42 |
| 6 | Countryman, Marianne | 48 | GAJA | 30.67 |
| 7 | Roose, Lynn R        | 49 | IM   | 31.34 |
| 8 | Moenssens, Sandra    | 47 | LIB  | 32.15 |

**Heat 12 of 29 Finals**

|   |                    |    |      |       |
|---|--------------------|----|------|-------|
| 1 | Birnbrich, Beth    | 49 | NAM  | 29.60 |
| 2 | Wolff, Celia       | 47 | NCMS | 29.43 |
| 3 | Wager, Susan       | 47 | REDT | 28.20 |
| 4 | Willeboordse, Fall | 47 | BCTM | 26.99 |
| 5 | Caterson, Gretchen | 46 | SCA  | 27.94 |
| 6 | Welting, Laureen K | 47 | TOC  | 28.71 |
| 7 | McPherson, Chris A | 45 | NASH | 29.48 |
| 8 | Adams, Kari S      | 47 | LVM  | 29.84 |

**Heat 13 of 29 Finals**

|   |                     |    |      |       |
|---|---------------------|----|------|-------|
| 2 | Greene, Dana M      | 44 | NCMS | 38.52 |
| 3 | Longwell, Katherine | 41 | ABM  | 34.98 |
| 4 | Holt-Wilson, Mary R | 42 | MESC | 33.80 |
| 5 | Carter, Eddie C     | 42 | NCMS | 34.00 |
| 6 | Settimi, Nora       | 42 | WMAC | 35.00 |
| 7 | Smith, Amy          | 41 | ISWM | 55.45 |

2013 USMS Spring National Championships, Sanction #: 163-S001

IU Natatorium, Indianapolis

Meet Program - Saturday, May 11, 2013

|  |                              |         |         |                             |                          |         |       |                                      |                      |            |             |                  |  |  |  |
|--|------------------------------|---------|---------|-----------------------------|--------------------------|---------|-------|--------------------------------------|----------------------|------------|-------------|------------------|--|--|--|
| <b>Heat 14 (#22 Women 50 Yard Butterfly)</b> |                              |         |         | <b>Heat 21 of 29 Finals</b> |                          |         |       | <b>Heat 27 of 29 Finals</b>          |                      |            |             |                  |  |  |  |
| 1  | Knox, Terri                  | 44 WMAC | 33.16   | 1                           | Yepez-Bird, Mariela      | 31 SKY  | 30.23 | 1                                    | Robinson, April K    | 23 DUCK    | 31.08       |                  |  |  |  |
| 2  | Thompson, Amy W              | 42 TOC  | 32.92   | 2                           | Seidler, Mindy E         | 33 WMAC | 30.09 | 2                                    | Margolin, Michelle L | 22 DUCK    | 31.00       |                  |  |  |  |
| 3  | Bishop, Laura J              | 40 BUMS | 32.17   | 3                           | Howland, Heather         | 32 IM   | 29.87 | 3                                    | Fisher, Katelyn A    | 19 CSMT    | 30.40       |                  |  |  |  |
| 4  | Petyk, Jennifer R            | 41 CHAR | 32.10   | 4                           | Schneider, Erin E        | 34 WMAC | 29.33 | 4                                    | Bunnell, Christie    | 20 UTAH    | 30.02       |                  |  |  |  |
| 5  | Hannon, Martina V            | 42 LVM  | 32.17   | 5                           | Wakefield, Samantha      | 30 O*H* | 29.79 | 5                                    | St. Sauveur, Katelyn | 24 EDIN    | 30.20       |                  |  |  |  |
| 6  | Reidenga, Lisa B             | 41 IM   | 32.40   | 6                           | Lastfogel, Laura L       | 30 SFTL | 29.89 | 6                                    | Hanson, Hunter       | 20 HMS     | 30.70       |                  |  |  |  |
| 7  | Quinn, Jill A                | 40 DLMA | 33.12   | 7                           | Schroeter, Andrea K      | 33 SCMI | 30.21 | 7                                    | Mickunas, Allison P  | 23 VALM    | 31.00       |                  |  |  |  |
| 8  | Averill, Tammy               | 43 UNAT | 33.44   | 8                           | Scheidenhelm, Drew E     | 30 ELG  | 30.44 | 8                                    | Cleveland, Nicole L  | 24 ABM     | 31.16       |                  |  |  |  |
| <b>Heat 15 of 29 Finals</b>                  |                              |         |         | <b>Heat 22 of 29 Finals</b> |                          |         |       | <b>Heat 28 of 29 Finals</b>          |                      |            |             |                  |  |  |  |
| 1  | Ihrke, Amber                 | 42 IM   | 31.99   | 1                           | Watanabe, Naoko          | 30 TOC  | 28.63 | 1                                    | Miller, Lindsay      | 20 DUCK    | 29.50       |                  |  |  |  |
| 2  | Matsumura, LeAnn H           | 40 WOW  | 31.12   | 2                           | Duhaime, Susan A         | 30 MICH | 28.33 | 2                                    | Saulters, Nicole K   | 23 MMA     | 29.42       |                  |  |  |  |
| 3  | Cantrell, Connie S           | 42 MICH | 31.05   | 3                           | Chance, Danielle R       | 31 BLU  | 27.36 | 3                                    | Biggs, Brittany A    | 23 CMS     | 28.83       |                  |  |  |  |
| 4  | Werner, Haleigh A            | 44 PSM  | 30.50   | 4                           | Vucinich, Elizabeth A    | 32 WH2O | 26.96 | 4                                    | Turner, Katy C       | 23 MARY    | 28.57       |                  |  |  |  |
| 5  | Cham, Candace                | 40 CHGO | 30.90   | 5                           | Hyman, Misty D           | 34 PHX  | 26.99 | 5                                    | Treece, Lindsay K    | 23 NCMS    | 28.70       |                  |  |  |  |
| 6  | Sinitz, Cheryl               | 44 WMAC | 31.09   | 6                           | Forster, Koren P         | 34 SKY  | 27.85 | 6                                    | Brakora, Kelly S     | 22 UNAT    | 29.27       |                  |  |  |  |
| 7  | MacGreggor, Maria C          | 42 MICH | 31.36   | 7                           | Melsen, Kristie M        | 32 MINN | 28.49 | 7                                    | Arnold, Haley M      | 24 COLE    | 29.47       |                  |  |  |  |
| 8  | Gutgsell, Kristin E          | 42 SWIN | 32.09   | 8                           | Weaver, Jenny W          | 32 INDY | 29.00 | 8                                    | Shockey, Kayla       | 19 UNAT    | 29.92       |                  |  |  |  |
| <b>Heat 16 of 29 Finals</b>                  |                              |         |         | <b>Heat 23 of 29 Finals</b> |                          |         |       | <b>Heat 29 of 29 Finals</b>          |                      |            |             |                  |  |  |  |
| 1  | Mantonya, Becky W            | 40 LMAO | 29.75   | 2                           | Shuck, Anna              | 19 INDY | 38.00 | 1                                    | King, Emily          | 21 UNAT    | 28.03       |                  |  |  |  |
| 2  | Cleven, Detra R              | 44 BASC | 28.30   | 3                           | Helgesen, Kelsey L       | 22 ROSE | 31.60 | 2                                    | Ryan, Sarah A        | 23 LIEM    | 27.79       |                  |  |  |  |
| 3  | Reece, Margaret E            | 41 CHIC | 28.00   | 4                           | Smith, LaJoya B          | 24 THT  | 37.27 | 3                                    | Elliott, Cristina    | 20 THT     | 27.15       |                  |  |  |  |
| 4  | Seider, Wenke K              | 43 OJAI | 27.11   | 5                           | Henderson, Katherine G   | 24 MTMS | 43.00 | 4                                    | Anderson, Abigail L  | 23 MTSC    | 25.50       |                  |  |  |  |
| 5  | Holland, Amy S               | 41 NCMS | 28.00   | 6                           | Findlay, Kirsty J        | 27 INDY | 42.00 | 5                                    | Koltz, Jessica L     | 24 BUMS    | 26.00       |                  |  |  |  |
| 6  | Smith, Jody L                | 44 OREG | 28.04   | 7                           | Giesel, Carolyn M        | 25 ANBM | 42.80 | 6                                    | Queen, Alison        | 18 GMUP    | 27.20       |                  |  |  |  |
| 7  | Wyatt, Tricia M              | 43 NEM  | 28.40   | <b>Heat 24 of 29 Finals</b> |                          |         |       | 7                                    | Gramelspacher, Maria | 24 SWIN    | 27.84       |                  |  |  |  |
| 8  | Buckley-Kornatz, Jennifer A  | 41 NCMS | 30.19   | 1                           | Klemm, Sarah             | 29 ELG  | 32.11 | 8                                    | Raatz, Katherine     | 24 TOC     | 28.45       |                  |  |  |  |
| <b>Heat 17 of 29 Finals</b>                  |                              |         |         | 2                           | Messina, Lindsay R       | 26 REDT | 31.50 | <b>#23 Men 100 Yard Breaststroke</b> |                      |            |             |                  |  |  |  |
| 3  | Schmaltz, Elizabeth R        | 33 MICH | 1:04.00 | 3                           | Lipton, Zahava           | 27 REDT | 30.54 | <b>Lane</b>                          | <b>Name</b>          | <b>Age</b> | <b>Club</b> | <b>Seed Time</b> |  |  |  |
| 4  | Szafanski, Lisa A            | 32 MMA  | 33.77   | 4                           | Teller, Jordan           | 29 BOZE | 30.26 | <b>Heat 1 of 35 Finals</b>           |                      |            |             |                  |  |  |  |
| 5  | Sneed, Lacy C                | 30 MM   | 36.70   | 5                           | Toy, Kasey               | 26 UNAT | 30.29 | 4                                    | Haartz, F H Ted      | 85 ARIZ    |             | 2:00.00          |  |  |  |
| 6  | Race, Loretta                | 35 NKSM | 34.81   | 6                           | Ho, Judy                 | 27 ROSE | 30.57 | 5                                    | Witte, Russ          | 96 O*H*    |             | 2:50.00          |  |  |  |
| <b>Heat 18 of 29 Finals</b>                  |                              |         |         | 7                           | Reeder, Lauren M         | 25 IM   | 32.00 | 6                                    | Larson, E Ole        | 92 NCMS    |             | 2:18.44          |  |  |  |
| 1  | Oberstar-Brown, Lia-Genevie  | 36 DAMM | 33.54   | 8                           | Rapp, Julie S            | 25 LVM  | 35.56 | 8                                    | Ouchakov, Vladimir I | 89 CONN    |             | 8:00.00          |  |  |  |
| 2  | Hindle, Lori D               | 37 NEM  | 32.35   | <b>Heat 25 of 29 Finals</b> |                          |         |       | <b>Heat 2 of 35 Finals</b>           |                      |            |             |                  |  |  |  |
| 3  | Pettersson, Carolyn A        | 36 WMAC | 31.96   | 1                           | Johnson, Robyn           | 26 DAC  | 29.81 | 1                                    | Bauman, John H       | 82 WMAC    |             | 2:06.29          |  |  |  |
| 4  | Humphrey, Laura E            | 38 SKY  | 31.45   | 2                           | Hanson, Erika L          | 25 TOC  | 29.00 | 2                                    | Burgess, H. William  | 84 HIMA    |             | 1:55.87          |  |  |  |
| 5  | Port, Juliet E               | 37 INDY | 31.51   | 3                           | Schneider, Leah R        | 28 ARIZ | 28.75 | 3                                    | Judd, Russell L      | 80 INDY    |             | 1:53.12          |  |  |  |
| 6  | Lubbers, Caroline J          | 37 GLTR | 32.22   | 4                           | Scannell, Colleen        | 27 BUMS | 28.50 | 4                                    | Woods, Albert H      | 84 GAJA    |             | 1:40.50          |  |  |  |
| 7  | Erpelding, Meghan N          | 36 MICH | 32.65   | 5                           | Carlson, Megan M         | 29 INDY | 28.74 | 5                                    | Knowles, Percy       | 82 SWIF    |             | 1:50.24          |  |  |  |
| 8  | Corp, Lynette                | 35 SCMI | 34.37   | 6                           | Sobecki, Megan E         | 27 INDY | 28.88 | 6                                    | LaFavre, Robert W    | 80 IAMA    |             | 1:54.08          |  |  |  |
| <b>Heat 19 of 29 Finals</b>                  |                              |         |         | 7                           | Riggs, Lindsay           | 25 INDY | 29.12 | 7                                    | Reiman, Timothy A    | 80 INDY    |             | 2:05.00          |  |  |  |
| 1  | Trager Bohley, Kimberly D    | 39 INDY | 31.20   | 8                           | Savage, April G          | 29 SWIF | 30.25 | <b>Heat 3 of 35 Finals</b>           |                      |            |             |                  |  |  |  |
| 2  | Hoover, Molly                | 36 JPD  | 30.97   | <b>Heat 26 of 29 Finals</b> |                          |         |       | 2                                    | Riddle, Peter E      | 75 SDSM    |             | 1:57.77          |  |  |  |
| 3  | Crawford, Ashley D           | 35 BSLM | 30.20   | 1                           | Sitarz, Rachel A         | 28 ISWM | 28.34 | 3                                    | May, George          | 75 WMAC    |             | 1:33.19          |  |  |  |
| 4  | Brancato, Beth               | 35 UNAT | 26.56   | 2                           | Madgiak, Jen L           | 27 IM   | 28.26 | 4                                    | Costill, David       | 77 INDY    |             | 1:22.73          |  |  |  |
| 5  | Noffsinger-Frazier, Nicole A | 37 UNAT | 30.09   | 3                           | Gill, Meg B              | 28 TOC  | 27.30 | 5                                    | Stolz, Hal F         | 78 GAJA    |             | 1:31.99          |  |  |  |
| 6  | Ganim, Laura E               | 36 HURY | 30.50   | 4                           | Smith, Erica             | 26 UNAT | 26.21 | 6                                    | Easterla, David A    | 75 MOVY    |             | 1:47.01          |  |  |  |
| 7  | Lawrie, Dawn J               | 37 SNM  | 31.07   | 5                           | Modrov, Priscilla A      | 25 HOBO | 26.79 | <b>Heat 4 of 35 Finals</b>           |                      |            |             |                  |  |  |  |
| 8  | Chop, Dahnya                 | 38 INDY | 31.23   | 6                           | Erickson, Lauren         | 28 VSM  | 27.77 | 1                                    | Eisenklam, Peter A   | 70 MMAC    |             | 1:44.62          |  |  |  |
| <b>Heat 20 of 29 Finals</b>                  |                              |         |         | 7                           | Lautzenheiser, Natalie E | 26 INDY | 28.27 | 2                                    | Walker, Joseph R     | 71 SNM     |             | 1:40.00          |  |  |  |
| 1  | Hornik, Mary T               | 33 IM   | 31.87   | 8                           | Davidoff, Cara           | 27 TOC  | 28.37 | 3                                    | Burgess, Thom        | 70 CMS     |             | 1:28.00          |  |  |  |
| 2  | Perrottet, Jennifer K        | 33 NCMS | 31.66   |                             |                          |         |       |                                      |                      |            |             |                  |  |  |  |
| 3  | Sajn, Catherine              | 30 MGM  | 31.30   |                             |                          |         |       |                                      |                      |            |             |                  |  |  |  |
| 4  | Tressler, Randi L            | 30 UNAT | 30.73   |                             |                          |         |       |                                      |                      |            |             |                  |  |  |  |
| 5  | Gober, Jelena                | 30 MMA  | 30.88   |                             |                          |         |       |                                      |                      |            |             |                  |  |  |  |
| 6  | Quattropiani, LeeAnne        | 34 MTMS | 31.65   |                             |                          |         |       |                                      |                      |            |             |                  |  |  |  |
| 7  | Merkle, Katherine            | 30 INDY | 31.78   |                             |                          |         |       |                                      |                      |            |             |                  |  |  |  |
| 8  | Jones, Rose                  | 34 INDY | 32.10   |                             |                          |         |       |                                      |                      |            |             |                  |  |  |  |

2013 USMS Spring National Championships, Sanction #: 163-S001

IU Natatorium, Indianapolis

Meet Program - Saturday, May 11, 2013

**Heat 5 (#23 Men 100 Yard Breaststroke)**

|   |                    |         |         |
|---|--------------------|---------|---------|
| 1 | Kinlen, Patrick J  | 64 BWAQ | 1:55.00 |
| 2 | Boyle, Michael F   | 61 RMST | 1:39.25 |
| 3 | Beardmore, Roger O | 61 GAJA | 1:26.99 |
| 4 | Witte, Ray M       | 63 O*H* | 1:26.60 |
| 5 | Carter, Michael A  | 62 INDY | 1:27.63 |
| 6 | Hardwick, David M  | 61 DAS  | 1:50.79 |
| 7 | Desserich, Russ W  | 69 INDY | 2:27.63 |

**Heat 6 of 35 Finals**

|   |                    |         |         |
|---|--------------------|---------|---------|
| 1 | Pohlmann, John T   | 69 SLAM | 1:32.14 |
| 2 | Noble, Dave N      | 69 MOVY | 1:29.05 |
| 3 | Fuenmayor, Jose    | 69 UNAT | 1:24.08 |
| 4 | Corris, Robert B   | 68 WMAC | 1:21.99 |
| 5 | Hunt, Larry        | 65 SKY  | 1:23.73 |
| 6 | Owens, Robert A    | 66 VCM  | 1:29.00 |
| 7 | Terkel, Lawrence A | 65 O*H* | 1:29.67 |
| 8 | Krier, Ron T       | 66 JPD  | 1:35.89 |

**Heat 7 of 35 Finals**

|   |                     |         |         |
|---|---------------------|---------|---------|
| 1 | Braverman, Gerald L | 66 UNAT | 1:20.00 |
| 2 | Powers, Matt G      | 66 TULS | 1:17.50 |
| 3 | Andersen, Peter     | 69 SDSM | 1:14.29 |
| 4 | Strand, Robert      | 67 ROSE | 1:07.75 |
| 5 | Frost, Kenneth A    | 68 TAM  | 1:11.50 |
| 6 | Wendt, George F     | 65 CHGO | 1:14.81 |
| 7 | Lee, Charles B      | 69 THT  | 1:18.90 |
| 8 | Harris, Howard M    | 68 SLAM | 1:21.72 |

**Heat 8 of 35 Finals**

|   |                     |         |         |
|---|---------------------|---------|---------|
| 1 | Hellinger, John     | 61 VSM  | 1:23.02 |
| 2 | Lemaire, Larry R    | 60 IRM  | 1:18.82 |
| 3 | Bovard, Ralph S     | 60 MINN | 1:18.30 |
| 4 | Haynes, David A     | 60 TOC  | 1:16.89 |
| 5 | Douglass, Nick      | 63 SAMY | 1:17.11 |
| 6 | Payne, (Earl R) Bob | 62 NCMS | 1:18.56 |
| 7 | Bauer, Craig J      | 60 INDY | 1:20.65 |
| 8 | Murray, Mike        | 62 WMAC | 1:24.53 |

**Heat 9 of 35 Finals**

|   |                      |         |         |
|---|----------------------|---------|---------|
| 1 | Kennedy, James B     | 61 CMAM | 1:15.19 |
| 2 | Haufler, Steven E    | 60 OAM  | 1:12.95 |
| 3 | Kerns, Hubie         | 63 VCM  | 1:09.76 |
| 4 | Colella, Rick        | 61 PSM  | 1:04.70 |
| 5 | Stark, Allen L       | 64 OREG | 1:07.85 |
| 6 | Campana, James L     | 61 ELG  | 1:11.05 |
| 7 | Dougherty, Michael P | 61 BOZE | 1:13.24 |
| 8 | Bly, Phillip M       | 60 INDY | 1:15.20 |

**Heat 10 of 35 Finals**

|   |                     |         |         |
|---|---------------------|---------|---------|
| 2 | Heavilon, Jeffrey A | 57 CSI  | 1:28.06 |
| 3 | Carpenter, Tom      | 59 IM   | 1:25.00 |
| 4 | McLinden, Stephen K | 57 UNAT | 1:21.62 |
| 5 | Witte, James R      | 57 O*H* | 1:23.47 |
| 6 | Spaethe, David R    | 59 GRIN | 1:25.64 |

**Heat 11 of 35 Finals**

|   |                    |         |         |
|---|--------------------|---------|---------|
| 1 | Mattingly, Denny W | 58 ZAM  | 1:19.56 |
| 2 | Dunne, Patrick     | 58 DAMM | 1:17.50 |
| 3 | Aumiller, Joe      | 55 MICH | 1:15.46 |
| 4 | Phillips, Mike     | 56 EXCL | 1:14.09 |
| 5 | Kipp, Richard A    | 55 DAS  | 1:15.40 |
| 6 | Abbate, Gary A     | 58 TPIT | 1:17.00 |
| 7 | Seybold, Harvey G  | 58 IM   | 1:17.85 |
| 8 | Jennings, Cliff    | 59 SWOM | 1:20.01 |

**Heat 12 of 35 Finals**

|   |                      |         |         |
|---|----------------------|---------|---------|
| 1 | Toth, Dennis J       | 58 HMSA | 1:13.53 |
| 2 | Hoganson, Robert B   | 55 WMAC | 1:12.00 |
| 3 | Wagoner, Victor      | 57 LAPS | 1:10.73 |
| 4 | Heinemann, William A | 55 OREG | 1:09.55 |
| 5 | Haberek, Cork        | 56 SKY  | 1:10.36 |
| 6 | Taylor, Chip         | 56 BSLM | 1:11.53 |
| 7 | Merrill, Nick C      | 55 IM   | 1:13.26 |
| 8 | Caligiuri, Dan A     | 57 BLU  | 1:14.00 |

**Heat 13 of 35 Finals**

|   |                      |         |         |
|---|----------------------|---------|---------|
| 1 | Lindstedt, David P   | 57 LAPS | 1:09.27 |
| 2 | Parker, Randy J      | 58 MICH | 1:08.00 |
| 3 | Finn, Peter R        | 59 DOC  | 1:07.49 |
| 4 | Von Hoffmann, Gerard | 57 NOVA | 1:05.00 |
| 5 | Rider, Lee A         | 57 NBA  | 1:06.00 |
| 6 | Hemmerle, Jamie      | 57 1776 | 1:07.50 |
| 7 | Anderson, Jay        | 56 MINN | 1:09.00 |
| 8 | Marsh, Russell L     | 57 CMS  | 1:09.44 |

**Heat 14 of 35 Finals**

|   |                       |         |         |
|---|-----------------------|---------|---------|
| 1 | Vandekerckhove, Ron F | 45 MICH | 1:29.00 |
| 2 | Thomas, Jim           | 49 NAM  | 1:24.50 |
| 3 | Strange, John P       | 49 CHGO | 1:16.87 |
| 4 | Higgs, Andrew C       | 45 SWIF | 1:16.50 |
| 5 | Royko, Mark D         | 48 MGM  | 1:16.52 |
| 6 | Sturm, Mike           | 47 WMAC | 1:19.00 |
| 7 | Vaughn, David R       | 48 VMST | 1:25.00 |
| 8 | Harasz, Philip        | 54 SPM  | 1:40.00 |

**Heat 15 of 35 Finals**

|   |                   |         |         |
|---|-------------------|---------|---------|
| 1 | Weiss, John M     | 51 INDY | 1:20.00 |
| 2 | Lundeen, Robert R | 53 IM   | 1:17.00 |
| 3 | Bukhar, Oleg      | 52 DOC  | 1:15.00 |
| 4 | Snook, Curtis P   | 53 SWOM | 1:13.97 |
| 5 | McNair, Samuel    | 50 UNAT | 1:14.63 |
| 6 | Irmas, Todd E     | 50 CVMM | 1:15.20 |
| 7 | Convis, Bradley A | 51 WAVA | 1:17.65 |
| 8 | Woerner, Bruce    | 50 ELG  | 1:28.72 |

**Heat 16 of 35 Finals**

|   |                   |         |         |
|---|-------------------|---------|---------|
| 1 | Voss, Frank R     | 53 CASC | 1:13.05 |
| 2 | Vargas, Glen A    | 52 SYSM | 1:12.76 |
| 3 | Hellmann, Ralph P | 51 UNAT | 1:12.20 |
| 4 | Lansden, Joe      | 50 ARKM | 1:11.98 |
| 5 | Hood, Daniel C    | 52 MICH | 1:12.12 |
| 6 | Orten, Frank T    | 54 CMS  | 1:12.22 |
| 7 | Bower, Ralph      | 50 TOC  | 1:13.00 |
| 8 | Boileau, Mike     | 51 CMS  | 1:13.32 |

**Heat 17 of 35 Finals**

|   |                    |         |         |
|---|--------------------|---------|---------|
| 1 | Wilczak, Tom       | 52 ELG  | 1:11.63 |
| 2 | Melgar, Tom A      | 51 MICH | 1:11.00 |
| 3 | Phillips, Daniel L | 50 PSM  | 1:10.50 |
| 4 | Blommel, Gregory G | 53 WMAC | 1:10.30 |
| 5 | Lance, Doug E      | 51 GRIN | 1:10.30 |
| 6 | Wright, Michael R  | 50 INDY | 1:10.75 |
| 7 | Matysek, Jim       | 53 SYSM | 1:11.49 |
| 8 | Brown, Phil        | 52 NEM  | 1:11.91 |

**Heat 18 of 35 Finals**

|   |                     |         |         |
|---|---------------------|---------|---------|
| 1 | Brenner, Bill       | 54 SYSM | 1:09.00 |
| 2 | Procton, Bruce      | 51 NCMS | 1:08.98 |
| 3 | Herringer, Thomas J | 51 DAS  | 1:08.10 |
| 4 | Vargas, Daniel      | 52 ARIZ | 1:07.11 |
| 5 | McLeod, Mark A      | 53 CSMT | 1:08.02 |
| 6 | Ewing, Jack         | 52 USF  | 1:08.50 |
| 7 | Berryhill, Keith    | 53 RAY  | 1:09.00 |
| 8 | Ellingson, Eric P   | 50 UNAT | 1:09.61 |

**Heat 19 of 35 Finals**

|   |                        |         |         |
|---|------------------------|---------|---------|
| 1 | Dyer, Andy             | 54 AWJ  | 1:05.98 |
| 2 | Holland, David A       | 54 WMAC | 1:04.00 |
| 3 | Scott, Greg C          | 53 CMS  | 1:02.38 |
| 4 | Guthrie, David M       | 52 TXLA | 59.08   |
| 5 | Sims, David E          | 50 IM   | 1:00.58 |
| 6 | Wennborg, Lars A       | 50 NCMS | 1:03.99 |
| 7 | Coveney, Christopher M | 50 CMS  | 1:04.84 |
| 8 | Casciato, Michael G    | 53 1776 | 1:06.50 |

**Heat 20 of 35 Finals**

|   |                      |         |         |
|---|----------------------|---------|---------|
| 1 | Hubert, Craig J      | 48 JAM  | 1:10.95 |
| 2 | Zempter, Eric        | 46 ANBM | 1:10.18 |
| 3 | Wilcox, John         | 49 LIB  | 1:09.76 |
| 4 | Wendorf, Eric E      | 48 UNAT | 1:09.55 |
| 5 | Lage, Terry L        | 45 SFTL | 1:09.70 |
| 6 | Powell, Steven T     | 45 LAPS | 1:10.10 |
| 7 | Brandt, Mark W       | 47 IM   | 1:10.60 |
| 8 | Mc Ginley, Patrick B | 49 ROSE | 1:13.59 |

**Heat 21 of 35 Finals**

|   |                     |         |         |
|---|---------------------|---------|---------|
| 1 | Steenhuis, Harm-Jan | 45 SWAT | 1:08.86 |
| 2 | Luebbe, James       | 45 SKY  | 1:06.00 |
| 3 | Stori, Mark D       | 47 CHGO | 1:04.50 |
| 4 | Cox, Mark           | 45 PTMS | 1:04.04 |
| 5 | Mercer, Rich        | 49 BLU  | 1:04.32 |
| 6 | Allen, Brant C      | 49 SNM  | 1:05.50 |
| 7 | Gould, Tom A        | 48 CMS  | 1:06.55 |
| 8 | Sinitz, John        | 46 WMAC | 1:08.91 |

**Heat 22 of 35 Finals**

|   |                    |         |         |
|---|--------------------|---------|---------|
| 1 | Lee, Michael P     | 46 MARY | 1:03.74 |
| 2 | Figuerola, Roberto | 45 CSLA | 1:03.08 |
| 3 | Hancock, Thomas    | 49 RATS | 1:02.32 |
| 4 | Tuchler, Jim       | 48 IM   | 59.80   |
| 5 | Williams, Neill    | 45 DCAC | 1:01.82 |
| 6 | Benucci, Lorenzo   | 45 AWJ  | 1:02.80 |
| 7 | Heber, Scott       | 46 DAMM | 1:03.50 |
| 8 | Mugford, Stephen A | 46 NEM  | 1:03.82 |

**Heat 23 of 35 Finals**

|   |                     |         |         |
|---|---------------------|---------|---------|
| 1 | Stelflug, Bradley W | 44 THT  | 1:37.36 |
| 2 | Morgan, Michael     | 41 MICH | 1:20.00 |
| 3 | Hazard, Michael J   | 44 UNAT | 1:11.70 |
| 4 | LoCascio, Jim       | 43 UNAT | 1:11.60 |
| 5 | Ronau, Matt         | 41 SKY  | 1:14.14 |
| 6 | Conley, Scott       | 43 WMAC | 1:20.23 |
| 7 | Shaw, Chris         | 31 MARY | 1:20.00 |

## 2013 USMS Spring National Championships, Sanction #: 163-S001

## IU Natatorium, Indianapolis

## Meet Program - Saturday, May 11, 2013

**Heat 24 (#23 Men 100 Yard Breaststroke)**

|   |                    |         |         |
|---|--------------------|---------|---------|
| 1 | Groscost, Hans A   | 40 SAMY | 1:11.52 |
| 2 | Bell, Richard J    | 43 MESC | 1:10.89 |
| 3 | Michel, Patrick J  | 42 MICH | 1:10.14 |
| 4 | Deane, Rusty       | 42 LSSC | 1:09.43 |
| 5 | Lugar, Chip        | 44 FSAM | 1:10.10 |
| 6 | Rushman, CJ        | 41 SKY  | 1:10.33 |
| 7 | Newbegin, Brian    | 44 SCAQ | 1:10.98 |
| 8 | Korzeniowski, Mike | 42 SKY  | 1:11.60 |

**Heat 25 of 35 Finals**

|   |                  |         |         |
|---|------------------|---------|---------|
| 1 | Riha, Ron        | 40 COLE | 1:08.44 |
| 2 | Wharton, Dave L  | 43 NAM  | 1:06.42 |
| 3 | Hamilton, Nathan | 44 SNM  | 1:05.42 |
| 4 | Mackenroth, Jack | 44 TNYA | 1:03.55 |
| 5 | Grotke, Kevin A  | 40 IM   | 1:03.95 |
| 6 | Weigand, TJ      | 40 WLAC | 1:06.26 |
| 7 | Ripic, Steve     | 40 MVN  | 1:07.95 |
| 8 | Mitera, Rob      | 44 IM   | 1:09.12 |

**Heat 26 of 35 Finals**

|   |                     |         |         |
|---|---------------------|---------|---------|
| 1 | Stephens, Ryan K    | 41 INDY | 1:03.50 |
| 2 | Lucero, Michael D   | 42 ROSE | 1:02.04 |
| 3 | Goodison, Michael R | 41 TERR | 1:01.15 |
| 4 | West, Steve         | 41 NOVA | 55.79   |
| 5 | Torres, Todd        | 44 NCMS | 56.47   |
| 6 | Butcher, Rob        | 40 SYSM | 1:01.83 |
| 7 | Andersen, Morten    | 42 NCMS | 1:03.44 |
| 8 | Doherty, Todd S     | 42 PSM  | 1:03.53 |

**Heat 27 of 35 Finals**

|   |                     |         |         |
|---|---------------------|---------|---------|
| 1 | Abounassar, Michael | 37 ROSE | 1:30.00 |
| 2 | Wisener, Rhett      | 37 UNAT | 1:14.30 |
| 3 | Levake, Brian       | 38 TPIT | 1:10.01 |
| 4 | Thiry, Michael A    | 37 IM   | 1:08.64 |
| 5 | Fisher, Scott S     | 38 PTMS | 1:09.20 |
| 6 | Glass, Mark W       | 38 WMST | 1:10.84 |
| 7 | Swope, Donald E     | 38 NAST | 1:15.76 |
| 8 | Bahl, Jacob H       | 33 UNAT | 1:18.00 |

**Heat 28 of 35 Finals**

|   |                    |         |         |
|---|--------------------|---------|---------|
| 1 | Brown, Nathan Y    | 38 GAJA | 1:07.05 |
| 2 | Jackson, Scott J   | 38 NOVA | 1:05.44 |
| 3 | Mason, Michael T   | 39 ROSE | 1:00.89 |
| 4 | Christoffel, Ben J | 37 INDY | 59.49   |
| 5 | Powers, Brian V    | 38 INDY | 1:00.00 |
| 6 | Stich, Darryl D    | 37 WMAC | 1:02.58 |
| 7 | Kozlowski, Mark S  | 38 IM   | 1:06.33 |
| 8 | Albert, Greg M     | 38 MESC | 1:07.62 |

**Heat 29 of 35 Finals**

|   |                   |         |         |
|---|-------------------|---------|---------|
| 1 | Hubbard, John     | 33 INDY | 1:10.12 |
| 2 | Scott, Jamie L    | 31 BUMS | 1:08.15 |
| 3 | Lang, Eric J      | 32 RRM  | 1:06.31 |
| 4 | Werner, David F   | 34 BUMS | 1:06.12 |
| 5 | Cook, Daniel A    | 34 WLAC | 1:06.23 |
| 6 | Silver, Isaac M   | 34 FACT | 1:06.64 |
| 7 | Johnson, Robert L | 32 UNAT | 1:09.86 |
| 8 | Niesen, Nathaniel | 31 GLTR | 1:14.00 |

**Heat 30 of 35 Finals**

|   |                        |         |         |
|---|------------------------|---------|---------|
| 1 | Wakefield, William W   | 30 O*H* | 1:04.89 |
| 2 | Hunte, Rod C           | 31 WOO  | 1:03.23 |
| 3 | Durieux, Chad A        | 33 ROSE | 1:02.47 |
| 4 | Vanderkaay, Christian  | 31 MICH | 57.13   |
| 5 | Rasmussen, Christian S | 34 WCM  | 59.37   |
| 6 | Wight, Robert A        | 32 SWOM | 1:02.62 |
| 7 | Holsman, Trent T       | 32 TOC  | 1:04.18 |
| 8 | Johnson, Luke B        | 30 FSTM | 1:04.95 |

**Heat 31 of 35 Finals**

|   |                     |         |         |
|---|---------------------|---------|---------|
| 1 | Johnson, Nicholas   | 22 HMS  | 1:25.00 |
| 2 | Jensen, Augustine C | 23 EDIN | 1:15.83 |
| 3 | Vaughn, Derrick R   | 23 ISWM | 1:13.43 |
| 4 | Olden, Levi         | 22 HMS  | 1:18.00 |
| 5 | Phillips, Michael A | 27 TPIT | 1:07.52 |
| 6 | Lucena, David A     | 28 AGUA | 1:07.00 |
| 7 | Gricius, David P    | 26 UNAT | 1:07.17 |

**Heat 32 of 35 Finals**

|   |                         |         |         |
|---|-------------------------|---------|---------|
| 1 | Schapiro, Adam P        | 26 SWOM | 1:06.95 |
| 2 | Hunte, Jarrod A         | 29 WOO  | 1:04.41 |
| 3 | Weyerbacher, Jonathan S | 28 INDY | 1:04.00 |
| 4 | Krizmanic, Matt         | 27 ABM  | 1:03.78 |
| 5 | Benoit, Matthew         | 25 TOC  | 1:03.80 |
| 6 | Bower, Kenny G          | 25 TOC  | 1:04.38 |
| 7 | Jerden, Alex D          | 25 DOC  | 1:06.81 |
| 8 | Ganiyev, Doston         | 25 CMS  | 1:06.96 |

**Heat 33 of 35 Finals**

|   |                    |         |         |
|---|--------------------|---------|---------|
| 1 | Gullett, Jeffrey D | 29 CMS  | 1:02.00 |
| 2 | Jordan, Scott C    | 27 TNYA | 59.55   |
| 3 | Deery, Kyle B      | 28 SYSM | 57.70   |
| 4 | Ritter, Adam J     | 28 CSMT | 54.99   |
| 5 | Gans, Egan         | 27 TOC  | 57.00   |
| 6 | Dorr, John W       | 29 TOC  | 58.00   |
| 7 | Lentz, Graham M    | 28 TOC  | 1:00.05 |
| 8 | Swick, John T      | 29 ARIZ | 1:03.14 |

**Heat 34 of 35 Finals**

|   |                   |         |         |
|---|-------------------|---------|---------|
| 1 | Garcia, Mike      | 20 LIEM | 1:09.60 |
| 2 | Cronin, Jake E    | 21 IM   | 1:09.12 |
| 3 | Davis, Jeff A     | 24 UNAT | 1:06.45 |
| 4 | Trimpe, Trevor E  | 22 UNAT | 1:05.00 |
| 5 | Lansden, Cole     | 20 ARKM | 1:05.02 |
| 6 | Alcantar, Eduardo | 20 PSM  | 1:08.75 |
| 7 | Jimenez, Ivan E   | 23 UTAH | 1:09.52 |
| 8 | Butz, Jeremy      | 24 AGUA | 1:09.70 |

**Heat 35 of 35 Finals**

|   |                    |         |         |
|---|--------------------|---------|---------|
| 1 | Honeycutt, Chase   | 18 NAM  | 1:03.55 |
| 2 | Leo, MacGregor W   | 24 AGUA | 58.50   |
| 3 | Puskarc, Kevin M   | 24 IM   | 58.00   |
| 4 | Keefer, Elliot     | 24 BUM  | 55.98   |
| 5 | Thomas, Chandler P | 23 NCMS | 57.22   |
| 6 | Ferguson, Kevin    | 23 TOC  | 58.00   |
| 7 | Jenrow, Robert J   | 24 BUM  | 59.43   |
| 8 | Wiley, DJ          | 23 UTAH | 1:04.99 |

**#24 Women 100 Yard Breaststroke**

| Lane | Name | Age | Club | Seed Time |
|------|------|-----|------|-----------|
|------|------|-----|------|-----------|

**Heat 1 of 24 Finals**

|   |                    |    |      |         |
|---|--------------------|----|------|---------|
| 2 | Klein, Sigi B      | 77 | SKY  | 2:36.06 |
| 3 | Berning, Henrietta | 79 | IM   | 2:31.98 |
| 4 | Newell, Sally      | 75 | NCMS | 1:48.29 |
| 5 | Reinke, Carol J    | 76 | WMAC | 2:29.00 |
| 6 | Stevens, Ann B     | 79 | IM   | 2:35.00 |
| 7 | Gladwell, Gail A   | 81 | PSM  | 3:09.00 |

**Heat 2 of 24 Finals**

|   |                 |    |      |         |
|---|-----------------|----|------|---------|
| 3 | Kowalski, Joyce | 71 | MICH | 2:03.61 |
| 4 | Caron, Aagje A  | 71 | GBM  | 1:44.77 |
| 5 | Martin, Judy    | 70 | VMST | 2:03.01 |
| 6 | Dehn, Mary      | 67 | MICH | 2:02.11 |

**Heat 3 of 24 Finals**

|   |                        |    |      |         |
|---|------------------------|----|------|---------|
| 1 | Bauer, Mary I          | 65 | NAM  | 1:52.00 |
| 2 | Christenson, Candy J   | 66 | WMAC | 1:41.78 |
| 3 | Webb, Linda            | 67 | SFTL | 1:34.46 |
| 4 | Pettijohn, Margot K    | 66 | ANCM | 1:30.29 |
| 5 | Williamson, Francine S | 65 | GAJA | 1:33.65 |
| 6 | Barnea, Daniela        | 69 | STAN | 1:35.30 |
| 7 | Hill, Marcia M         | 68 | BCTM | 1:50.94 |
| 8 | Smollen, Carol S       | 69 | MINN | 1:54.62 |

**Heat 4 of 24 Finals**

|   |                      |    |      |         |
|---|----------------------|----|------|---------|
| 1 | Schneider, Mary P    | 60 | WMAC | 1:48.48 |
| 2 | Craffey, Eileen M    | 61 | NEM  | 1:43.01 |
| 3 | Smith, Melinda J     | 60 | O*H* | 1:39.57 |
| 4 | Merena, Elizabeth J  | 60 | BCTM | 1:34.50 |
| 5 | Anderson, Margaret D | 61 | NIAG | 1:38.00 |
| 6 | Kern, Marnie Q       | 60 | LYT3 | 1:39.71 |
| 7 | Weston, Susan E      | 62 | SDSM | 1:45.12 |
| 8 | Dummer, Gail M       | 62 | MICH | 1:57.28 |

**Heat 5 of 24 Finals**

|   |                     |    |      |         |
|---|---------------------|----|------|---------|
| 1 | Kastberg, Ann       | 60 | OREG | 1:29.20 |
| 2 | Coellner, Deb S     | 62 | WMST | 1:23.77 |
| 3 | Wolff, Melinda S    | 60 | 1776 | 1:23.23 |
| 4 | Hummel, Barbara R   | 61 | NEM  | 1:23.10 |
| 5 | Lewis, Kathleen     | 61 | TPIT | 1:23.19 |
| 6 | Kohn, Catherine K   | 60 | SLAM | 1:23.50 |
| 7 | Rothenberg, Diane F | 60 | O*H* | 1:24.82 |
| 8 | Hasbrook, Sally     | 64 | INDY | 1:29.53 |

**Heat 6 of 24 Finals**

|   |                     |    |      |         |
|---|---------------------|----|------|---------|
| 1 | Miller, Cindy A     | 59 | COLE | 1:52.94 |
| 2 | Baldwin, Patricia A | 57 | SKY  | 1:41.85 |
| 3 | Clair, Kathleen S   | 55 | 1776 | 1:34.22 |
| 4 | Winck, Patty K      | 57 | NSC  | 1:30.34 |
| 5 | Childers, Judy A    | 59 | GSMS | 1:31.37 |
| 6 | Mickunas, Karen P   | 58 | VMST | 1:35.63 |
| 7 | Smath, Meg          | 56 | SKY  | 1:48.43 |
| 8 | Hibbert, Kelly      | 55 | MICH | 2:04.75 |

**Heat 7 of 24 Finals**

|   |                        |    |      |         |
|---|------------------------|----|------|---------|
| 1 | Del Greco, Jane B      | 56 | IM   | 1:29.41 |
| 2 | Penney, Debra S        | 55 | UTAH | 1:24.15 |
| 3 | Gettelfinger, Cheryl M | 55 | INDY | 1:22.67 |
| 4 | Estel, Beth A          | 57 | NEM  | 1:15.24 |
| 5 | Ritter, Susan M        | 56 | CSMT | 1:21.36 |
| 6 | Alton, Dale            | 55 | GAJA | 1:23.00 |
| 7 | Haynie, Dee A          | 58 | TOC  | 1:24.69 |
| 8 | Ehrke, Nancy L         | 59 | WMAC | 1:29.95 |

2013 USMS Spring National Championships, Sanction #: 163-S001

IU Natatorium, Indianapolis

Meet Program - Saturday, May 11, 2013

**Heat 8 (#24 Women 100 Yard Breaststroke)**

|   |                    |         |         |
|---|--------------------|---------|---------|
| 1 | Matysek, Anna Lea  | 52 SYSM | 1:52.00 |
| 2 | Childress, Sally   | 54 NAST | 1:34.80 |
| 3 | Johns, Mindy L     | 52 SKY  | 1:32.46 |
| 4 | Adler, Devin       | 52 ANBM | 1:30.90 |
| 5 | Wigal, Cecelia M   | 50 RATS | 1:31.85 |
| 6 | Marshfield, Ann K  | 54 O*H* | 1:33.20 |
| 7 | Sedivy, Angela M   | 50 NAM  | 1:39.30 |
| 8 | Whitehead, Jayne E | 54 SWOM | 2:00.00 |

**Heat 9 of 24 Finals**

|   |                     |         |         |
|---|---------------------|---------|---------|
| 1 | Schwartz, Lisa      | 50 IM   | 1:28.00 |
| 2 | Marshall, B J       | 50 PCST | 1:27.54 |
| 3 | Van Cleave, Julie M | 54 WMAC | 1:25.96 |
| 4 | Kimple, Karen C     | 51 WMAC | 1:23.75 |
| 5 | Soltys, Kristin     | 52 IM   | 1:24.00 |
| 6 | Grebe, Suzanne      | 51 MICH | 1:26.04 |
| 7 | Bolda, Barbara      | 51 MMA  | 1:27.72 |
| 8 | Stratton, Christine | 54 IM   | 1:28.19 |

**Heat 10 of 24 Finals**

|   |                       |         |         |
|---|-----------------------|---------|---------|
| 1 | Speer, Nancy          | 50 VMST | 1:22.15 |
| 2 | Miller, Patricia M    | 52 VMST | 1:20.11 |
| 3 | Petersen, Stephanie O | 51 SLAM | 1:17.50 |
| 4 | Crouch, Kim           | 51 CMS  | 1:14.33 |
| 5 | Groselle, Laura L     | 52 SYSM | 1:16.98 |
| 6 | Campbell, Ellen A     | 50 CMS  | 1:19.50 |
| 7 | Bowen, Kris           | 51 INDY | 1:20.95 |
| 8 | Scott, Sheryl L       | 50 NEM  | 1:23.32 |

**Heat 11 of 24 Finals**

|   |                      |         |         |
|---|----------------------|---------|---------|
| 1 | Thompson, Angelina V | 40 VALM | 1:50.00 |
| 2 | Carter, Eddie C      | 42 NCMS | 1:26.78 |
| 3 | May, Jennifer L      | 44 WMAC | 1:25.06 |
| 4 | Keith, Lisa          | 43 PSM  | 1:23.46 |
| 5 | Carter, Kelly        | 43 MVN  | 1:23.46 |
| 6 | Clark, Inge          | 43 IM   | 1:25.23 |
| 7 | Hunt, Amanda         | 43 IM   | 1:29.52 |
| 8 | Friesth, Barbara M   | 49 INDY | 1:40.00 |

**Heat 12 of 24 Finals**

|   |                    |         |         |
|---|--------------------|---------|---------|
| 1 | Pema, Colleen M    | 45 CSMT | 1:27.36 |
| 2 | Rossi, Leann M     | 46 ART  | 1:26.53 |
| 3 | Mestecky, Rowan    | 46 REDT | 1:25.83 |
| 4 | Sullivan, Suna     | 46 PSM  | 1:25.48 |
| 5 | Luebbe, Pamela     | 49 SKY  | 1:25.55 |
| 6 | Barry, Robin B     | 46 LVM  | 1:26.19 |
| 7 | Stiberth, Amanda L | 48 ELG  | 1:26.60 |
| 8 | McClure, Pam       | 49 GAJA | 1:39.32 |

**Heat 13 of 24 Finals**

|   |                      |         |         |
|---|----------------------|---------|---------|
| 1 | Quillen, Diane E     | 49 NCMS | 1:25.17 |
| 2 | Smith, Liesl G       | 48 IM   | 1:23.21 |
| 3 | Michel, Emmanuelle J | 46 MICH | 1:21.99 |
| 4 | Kupan, Cheryl A      | 48 SPM  | 1:20.10 |
| 5 | Johansson, Hanna L   | 46 PSM  | 1:20.74 |
| 6 | Gregory, Ellen D     | 49 INDY | 1:22.25 |
| 7 | Rapuano, Lisa O      | 47 NBAC | 1:24.70 |
| 8 | Dodd, Dina           | 49 NSA  | 1:25.46 |

**Heat 14 of 24 Finals**

|   |                       |         |         |
|---|-----------------------|---------|---------|
| 1 | Chessen, Christine    | 46 TOC  | 1:17.83 |
| 2 | Simmons, Cheryl A     | 46 ROSE | 1:16.46 |
| 3 | Strauss, Beth A       | 47 NCMJ | 1:16.00 |
| 4 | Popps, Corrin C       | 48 MICH | 1:11.88 |
| 5 | Dixon, Lou Ann        | 45 GRIN | 1:15.60 |
| 6 | Frederic, Christine H | 48 SMS  | 1:16.07 |
| 7 | Tracy, Robin C        | 49 DKTA | 1:17.60 |
| 8 | Gass, Melissa         | 45 NCMS | 1:18.62 |

**Heat 15 of 24 Finals**

|   |                    |         |         |
|---|--------------------|---------|---------|
| 1 | Greene, Dana M     | 44 NCMS | 1:23.45 |
| 2 | Postma, Terri      | 43 UNAT | 1:22.69 |
| 3 | Verville, Julia H  | 40 ISWM | 1:20.61 |
| 4 | Beeman, Ashley C   | 41 CONN | 1:19.60 |
| 5 | Cham, Candace      | 40 CHGO | 1:20.00 |
| 6 | Faure, Caroline E  | 44 PTAM | 1:20.74 |
| 7 | Haberstich, Carrie | 41 IM   | 1:22.90 |
| 8 | Huang, Chi-Ying    | 41 ROSE | 1:23.45 |

**Heat 16 of 24 Finals**

|   |                   |         |         |
|---|-------------------|---------|---------|
| 1 | Duggan, Karen L   | 42 WCM  | 1:15.00 |
| 2 | Goodale, Rainy M  | 43 NEM  | 1:12.22 |
| 3 | Lane, Tanya       | 41 AAAA | 1:09.60 |
| 4 | Seider, Wenke K   | 43 OJAI | 1:07.36 |
| 5 | Legaspi, Kelly A  | 41 SFTL | 1:07.94 |
| 6 | Werner, Haleigh A | 44 PSM  | 1:10.65 |
| 7 | Cleven, Detra R   | 44 BASC | 1:14.96 |
| 8 | Hall, Julie A     | 44 WMAC | 1:17.89 |

**Heat 17 of 24 Finals**

|   |                     |         |         |
|---|---------------------|---------|---------|
| 2 | Moore, Elizabeth    | 37 INDY | 1:26.16 |
| 3 | Krebs, Lara E       | 39 INDY | 1:23.12 |
| 4 | Wright, Shelby L    | 39 SCMI | 1:22.42 |
| 5 | Dinsmore, Sharon M  | 39 NEM  | 1:22.87 |
| 6 | Erpelding, Meghan N | 36 MICH | 1:24.86 |
| 7 | Corp, Lynette       | 35 SCMI | 1:29.05 |

**Heat 18 of 24 Finals**

|   |                       |         |         |
|---|-----------------------|---------|---------|
| 1 | Cross, Mackinley L    | 36 CBA  | 1:20.19 |
| 2 | Framke, Erin C        | 39 CMS  | 1:17.22 |
| 3 | Perez, Sarah M        | 37 WMAC | 1:11.32 |
| 4 | Bednarik, Miriam      | 36 IM   | 1:08.95 |
| 5 | Koch Davis, Laura K   | 36 WMST | 1:10.90 |
| 6 | Natkin, Heidi         | 39 AWJ  | 1:15.62 |
| 7 | Hoover, Molly         | 36 JPD  | 1:17.72 |
| 8 | Sutherland, Kristin L | 38 NIAG | 1:20.30 |

**Heat 19 of 24 Finals**

|   |                       |         |         |
|---|-----------------------|---------|---------|
| 1 | Malison, Lindsay      | 34 T-26 | 1:27.60 |
| 2 | Gallant, Jennifer K   | 34 NAST | 1:24.26 |
| 3 | Merkle, Katherine     | 30 INDY | 1:21.63 |
| 4 | Seidler, Mindy E      | 33 WMAC | 1:19.35 |
| 5 | Dougherty, Erin M     | 30 REDT | 1:19.71 |
| 6 | Phillips, Stephanie A | 32 INDY | 1:22.00 |
| 7 | Stutz, Kathleen J     | 30 SYSM | 1:27.10 |

**Heat 20 of 24 Finals**

|   |                    |         |         |
|---|--------------------|---------|---------|
| 1 | Massey, Melissa K  | 31 RAY  | 1:15.32 |
| 2 | Melsen, Krisie M   | 32 MINN | 1:10.71 |
| 3 | Grunert, Megan L   | 30 MICH | 1:09.36 |
| 4 | Wilkins, Jillian A | 32 BLU  | 1:06.44 |
| 5 | Chance, Danielle R | 31 BLU  | 1:07.50 |
| 6 | Downing, Jennifer  | 34 NEM  | 1:09.83 |
| 7 | Lastfogel, Laura L | 30 SFTL | 1:14.29 |
| 8 | Banning, Amber     | 30 VALM | 1:17.96 |

**Heat 21 of 24 Finals**

|   |                          |         |         |
|---|--------------------------|---------|---------|
| 1 | Giesel, Carolyn M        | 25 ANBM | 1:32.24 |
| 2 | Ho, Judy                 | 27 ROSE | 1:19.76 |
| 3 | Schneider, Leah R        | 28 ARIZ | 1:17.93 |
| 4 | Moore, Katie M           | 25 MVN  | 1:13.75 |
| 5 | Gill, Meg B              | 28 TOC  | 1:14.70 |
| 6 | Cates, Kimberly F        | 29 PCAT | 1:18.10 |
| 7 | Linn-Hartley, Jennifer M | 28 MICH | 1:30.49 |
| 8 | Lipton, Zahava           | 27 REDT | 1:35.10 |

**Heat 22 of 24 Finals**

|   |                              |         |         |
|---|------------------------------|---------|---------|
| 1 | Del Rio - Caddick, Addison L | 26 MMA  | 1:12.00 |
| 2 | Carlson, Megan M             | 29 INDY | 1:10.45 |
| 3 | Freed, Karen                 | 28 MOST | 1:09.53 |
| 4 | O'Leary, Britta              | 28 AWJ  | 1:07.00 |
| 5 | Houston, Katy                | 25 TOC  | 1:08.00 |
| 6 | Gottlieb, Emilee R           | 26 BUMS | 1:10.18 |
| 7 | Capizzi, Stefanie            | 26 ROSE | 1:11.04 |
| 8 | Johnson, Robyn               | 26 DAC  | 1:12.04 |

**Heat 23 of 24 Finals**

|   |                     |         |         |
|---|---------------------|---------|---------|
| 3 | Smith, LaJoya B     | 24 THT  | 1:22.08 |
| 4 | Pawloski, Shannon C | 20 MICH | 1:20.00 |
| 5 | Sinclair, Katelyn N | 18 DUCK | 1:21.05 |
| 6 | McKiernan, Alex M   | 19 PSM  | 1:22.17 |

**Heat 24 of 24 Finals**

|   |                    |         |         |
|---|--------------------|---------|---------|
| 1 | Hartman, Mallory   | 19 CSI  | 1:18.00 |
| 2 | Harris, Julia K    | 21 INDY | 1:16.50 |
| 3 | Sheafor, Tirion L  | 18 NCMS | 1:14.13 |
| 4 | Queen, Alison      | 18 GMUP | 1:07.55 |
| 5 | Tonelli, Marlena L | 24 CHGO | 1:13.00 |
| 6 | Arnold, Haley M    | 24 COLE | 1:15.60 |
| 7 | Mullen, Rachael E  | 23 NCMS | 1:17.89 |
| 8 | Frendreis, Lauren  | 24 ROSE | 1:18.19 |

**#25 Men 200 Yard Backstroke**

| Lane                       | Name                 | Age Club | Seed Time |
|----------------------------|----------------------|----------|-----------|
| <b>Heat 1 of 22 Finals</b> |                      |          |           |
| 2                          | Beach, Robert E      | 82 SPM   | 4:10.00   |
| 3                          | Mullins, Stephen M   | 80 IM    | 4:00.00   |
| 4                          | Jones, Burwell       | 80 SYSM  | 3:05.00   |
| 5                          | Mitchell, Clarke E   | 80 GAJA  | 3:06.86   |
| 6                          | LaFavre, Robert W    | 80 IAMA  | 4:03.00   |
| 7                          | Bauman, John H       | 82 WMAC  | 4:11.16   |
| <b>Heat 2 of 22 Finals</b> |                      |          |           |
| 4                          | Maine, Thomas O      | 87 SLAM  | 4:35.10   |
| 5                          | Roudebush, George M  | 88 PSM   | 5:35.00   |
| 6                          | Witte, Russ          | 96 O*H*  | 6:20.00   |
| 8                          | Ouchakof, Vladimir I | 89 CONN  | 12:00.00  |

## 2013 USMS Spring National Championships, Sanction #: 163-S001

## IU Natatorium, Indianapolis

## Meet Program - Saturday, May 11, 2013

|   |                      |                 |                             |                       |                 |                             |                      |                 |
|---|----------------------|-----------------|-----------------------------|-----------------------|-----------------|-----------------------------|----------------------|-----------------|
| <b>Heat 3 (#25 Men 200 Yard Backstroke)</b> |                      |                 | <b>Heat 9 of 22 Finals</b>  |                       |                 | <b>Heat 16 of 22 Finals</b> |                      |                 |
| 1   | Morley, Albert A     | 75 MICH 4:00.00 | 1                           | Phinney, Scot         | 56 IM 2:57.96   | 1                           | Beattie, David A     | 43 HLJ 2:09.62  |
| 2   | Medici, John C       | 75 O*H* 3:18.60 | 2                           | Mange, James L        | 55 PSM 2:38.70  | 2                           | Urban, Mark          | 43 MGM 2:03.45  |
| 3   | Good, Larry A        | 79 SLAM 3:15.35 | 3                           | Clark, David L        | 55 WMAC 2:33.44 | 3                           | Raese, T R           | 40 IM 2:01.23   |
| 4   | Mennen, Marty A      | 76 INDY 2:50.00 | 4                           | Tarnapoll, Pete L     | 56 NAM 2:32.28  | 4                           | Reed, Scott W        | 42 SBM 2:00.00  |
| 5   | Powell, William      | 76 SKY 3:07.17  | 5                           | Murray, Craig F       | 55 DAS 2:33.00  | 5                           | Mc Kay, Matthew G    | 41 TOC 2:00.05  |
| 6   | Fasbender, Barry A   | 75 STAN 3:16.02 | 6                           | Wright, Robert E      | 58 DOC 2:35.60  | 6                           | Bez, Guillermo       | 40 SWIN 2:01.81 |
| 7   | Thayer, George D     | 77 OREG 3:22.50 | 7                           | Mange, David P        | 57 MICH 2:39.80 | 7                           | Lehr, Gunner F       | 40 NAM 2:05.46  |
| 8   | Neff, Samuel H       | 77 EAM 4:40.00  | <b>Heat 10 of 22 Finals</b> |                       |                 | 8                           | Nance, Chad A        | 40 SYSM 2:11.50 |
| <b>Heat 4 of 22 Finals</b>                  |                      |                 | 1                           | Welchlin, Bob         | 56 MOVY 2:26.92 | <b>Heat 17 of 22 Finals</b> |                      |                 |
| 1   | Miller, Jim W        | 62 VMST 2:55.00 | 2                           | Meyer, Kenneth G      | 57 ELG 2:24.85  | 1                           | Scott, Ryan C        | 35 WLAC 2:21.85 |
| 2   | Kornblatt, Daniel S  | 63 BUMS 2:40.50 | 3                           | Shepherd, David R     | 57 MICH 2:24.00 | 2                           | Levake, Brian        | 38 TPIT 2:19.55 |
| 3   | Lewis, David W       | 61 INDY 2:40.00 | 4                           | Jones, Judd           | 55 GAJA 2:21.02 | 3                           | McCulloch, Michael P | 38 INDY 2:16.05 |
| 4   | Millholland, Carl    | 60 WMAC 2:40.25 | 5                           | Hendrick, Marty       | 55 SFTL 2:23.92 | 4                           | Nakahodo, Sidney     | 37 NCYM 2:11.99 |
| 5   | Cowing, John M       | 64 MICH 2:51.00 | 6                           | Keil, Todd A          | 57 LIB 2:24.30  | 5                           | O'Dell, Richard S    | 35 MOVY 2:14.50 |
| 6   | Smith, Dave          | 68 ELG 3:22.96  | 7                           | Davis, Thomas W       | 55 ROSE 2:26.00 | 6                           | Karren, Kelly S      | 39 UTAH 2:17.35 |
| 7   | Monahan, Richard S   | 71 METR 3:40.00 | 8                           | Thoman, Henry N       | 56 UNAT 2:28.58 | 7                           | Bookwalter, George   | 35 DOC 2:20.24  |
| <b>Heat 5 of 22 Finals</b>                  |                      |                 | <b>Heat 11 of 22 Finals</b> |                       |                 | 8                           | Postlethwait, Daniel | 38 IM 2:27.00   |
| 1   | Learmonth, William R | 73 O*H* 3:23.40 | 1                           | Seibt, Andreas K      | 55 IM 2:20.00   | <b>Heat 18 of 22 Finals</b> |                      |                 |
| 2   | Raffaelli, Larry L   | 70 VCM 2:55.00  | 2                           | Ockerman, Jeff        | 58 NASH 2:16.34 | 1                           | Hartsock, Steve J    | 39 CHGO 2:09.71 |
| 3   | Lokensgard, Erik     | 70 MICH 2:45.00 | 3                           | Brackett, Bill A      | 55 CMS 2:10.00  | 2                           | Michaels, Stephen R  | 35 BUMS 2:06.99 |
| 4   | Wolfe, Artie         | 73 CMS 2:38.20  | 4                           | Klein, Jonathan E     | 55 NCMS 2:06.92 | 3                           | Alley, David W       | 38 TXLA 2:03.12 |
| 5   | Roddin, Hugh J       | 71 ANCM 2:42.94 | 5                           | Shake, Scott D        | 55 ARIZ 2:07.50 | 4                           | Papa, Ryan           | 36 MICH 1:58.45 |
| 6   | Rupert, Bill         | 70 MESC 2:46.00 | 6                           | Specht, William L     | 55 SPM 2:15.00  | 5                           | Mitchell, Justin W   | 37 WLAC 1:59.00 |
| 7   | Van Horn, William G  | 74 TOC 3:07.00  | 7                           | Stephenson, Dan       | 56 ROSE 2:17.50 | 6                           | Pecht, Ben T         | 38 VCM 2:06.61  |
| 8   | Wood, Craig A        | 72 ETEX 3:34.00 | 8                           | Holthus, Brian K      | 55 MINN 2:20.00 | 7                           | Maydak, Jeffrey M    | 39 NAST 2:09.19 |
| <b>Heat 6 of 22 Finals</b>                  |                      |                 | <b>Heat 12 of 22 Finals</b> |                       |                 | 8                           | Fusedale, Nick J     | 37 ROSE 2:10.18 |
| 1   | Shaffer, Craig A     | 67 ARIZ 2:56.79 | 1                           | Pegues, Lex           | 52 ELG 2:26.00  | <b>Heat 19 of 22 Finals</b> |                      |                 |
| 2   | Arneson, Gaard       | 65 MICH 2:55.40 | 2                           | Monahan, Jim          | 50 ANBM 2:21.75 | 3                           | Taylor, Tim          | 26 ALEX 2:16.76 |
| 3   | Walker, Larry        | 69 SLAM 2:52.65 | 3                           | Melanson, Edward L    | 50 CMS 2:13.51  | 4                           | Misch, Daniel        | 27 IM 2:23.19   |
| 4   | Parsons, Roger L     | 66 GOLD 2:48.97 | 4                           | Wells, Brad R         | 51 MOVY 2:08.00 | 5                           | Koch, Charles J      | 33 SKY 2:22.08  |
| 5   | McColly, Michael     | 67 PSM 2:52.00  | 5                           | Johnson, Eric A       | 52 LRC 2:08.00  | 6                           | Durieux, Chad A      | 33 ROSE 2:23.03 |
| 6   | Pillmore, Bill       | 65 NCMS 2:55.00 | 6                           | Hiteshew, David       | 50 CHGO 2:16.50 | <b>Heat 20 of 22 Finals</b> |                      |                 |
| 7   | Hellmann, Stephen D  | 69 SKY 2:55.99  | 7                           | Larkin, Doug          | 51 LINS 2:24.00 | 1                           | Weber, Matthew J     | 33 DAS 2:14.02  |
| 8   | Farmer, Michael W    | 65 ROSE 3:21.67 | <b>Heat 13 of 22 Finals</b> |                       |                 | 2                           | Owen, Jason L        | 32 CSPM 2:08.41 |
| <b>Heat 7 of 22 Finals</b>                  |                      |                 | 2                           | Finch, William H      | 47 CSI 2:54.00  | 3                           | Ostermann, Jeff P    | 34 UNAT 2:00.72 |
| 1   | Bruce, Bob A         | 65 OREG 2:43.01 | 3                           | Hopson, Bruce E       | 47 SLAM 2:16.02 | 4                           | Chadeayne, Andrew    | 34 SPRY 1:57.00 |
| 2   | Lawrie, Jim          | 66 SNM 2:34.84  | 4                           | Cordero, Billy        | 45 CHGO 2:15.00 | 5                           | Kercheval, Josh      | 32 IM 1:57.70   |
| 3   | Wendt, George F      | 65 CHGO 2:29.09 | 5                           | Schlichting, Randy J  | 48 HOPK 2:15.17 | 6                           | Cuticchia, Tommie A  | 30 PLAN 2:06.25 |
| 4   | Wilder, Hugh         | 65 SRM 2:23.00  | 6                           | Mc Ginley, Patrick B  | 49 ROSE 2:19.39 | 7                           | Hunte, Howard        | 33 WOO 2:13.12  |
| 5   | Burns, Richard       | 69 TAM 2:28.00  | <b>Heat 14 of 22 Finals</b> |                       |                 | 8                           | Kuhn, Jeremiah J     | 34 SKY 2:15.33  |
| 6   | Brzezinski, Jay      | 66 PALM 2:34.13 | 1                           | Jones, Brian A        | 47 PSM 2:10.00  | <b>Heat 21 of 22 Finals</b> |                      |                 |
| 7   | Rudloff, Edward      | 65 TOC 2:37.50  | 2                           | Pushka, Dave          | 49 IM 2:09.00   | 1                           | Alban, Doug M        | 26 NBAC 2:09.09 |
| 8   | Bromer, Carl         | 66 DAS 2:45.00  | 3                           | Dixon, Glenn S        | 48 NEM 2:06.95  | 2                           | Freed, Zachary       | 27 MOST 2:04.65 |
| <b>Heat 8 of 22 Finals</b>                  |                      |                 | 4                           | Davis, Ross C         | 46 WMST 1:59.59 | 3                           | Barr, Matthew J      | 25 IM 2:00.00   |
| 1   | Murphy, Patrick T    | 61 CONN 2:34.00 | 5                           | Tuchler, Jim          | 48 IM 2:00.00   | 4                           | Dickson, Luke J      | 28 INDY 1:58.45 |
| 2   | Thompson, Jim M      | 61 INDY 2:28.16 | 6                           | Mugford, Stephen A    | 46 NEM 2:08.50  | 5                           | Dorr, John W         | 29 TOC 1:59.50  |
| 3   | Mykleby, Geoff L     | 60 WMAC 2:25.00 | 7                           | Morris, Richard L     | 49 NAM 2:09.00  | 6                           | Shiosaki, Daniel T   | 28 TOC 2:02.12  |
| 4   | Mc Conica, Jim       | 62 VCM 2:14.66  | 8                           | Birnbrich, Chris L    | 49 NAM 2:14.55  | 7                           | Benoit, Matthew      | 25 TOC 2:05.00  |
| 5   | Perout, Jeffrey J    | 60 SYSM 2:18.78 | <b>Heat 15 of 22 Finals</b> |                       |                 | 8                           | Snell, Patrick D     | 27 TPIT 2:11.50 |
| 6   | Bright, David        | 60 NEM 2:25.37  | 2                           | Duchild, Paul A       | 44 SLAM 2:21.13 | <b>Heat 22 of 22 Finals</b> |                      |                 |
| 7   | Thompson, Frank L    | 61 MICH 2:29.92 | 3                           | Semus, Joe            | 42 MEDM 2:19.18 | 1                           | Malony, Shawn        | 23 SKY 2:13.58  |
| 8   | Warner, Frank        | 64 PSM 2:39.23  | 4                           | Thayer, Jason W       | 41 IM 2:17.50   | 2                           | Salcedo, Mat         | 18 LIEM 2:05.00 |
|   |                      |                 | 5                           | Chebotarev, Oleg      | 44 JAM 2:18.60  | 3                           | Case, Alex R         | 24 ART 2:02.08  |
|   |                      |                 | 6                           | Stauffer, Randy A     | 43 CON 2:20.10  | 4                           | Elliott, Andrew      | 23 BUM 1:50.78  |
|   |                      |                 | 7                           | Zuchowski, Jonathan D | 40 NCMJ 2:37.91 | 5                           | Smith, Bobby J       | 24 LIEM 1:55.00 |
|   |                      |                 |                             |                       |                 | 6                           | Sayre, William J     | 24 INDY 2:04.79 |
|   |                      |                 |                             |                       |                 | 7                           | Nemesi, Joey V       | 19 ARKM 2:12.01 |

## 2013 USMS Spring National Championships, Sanction #: 163-S001

### IU Natatorium, Indianapolis

#### Meet Program - Saturday, May 11, 2013

#### #26 Women 200 Yard Backstroke

| Lane                       | Name                     | Age | Club | Seed | Time    |
|----------------------------|--------------------------|-----|------|------|---------|
| <b>Heat 1 of 21 Finals</b> |                          |     |      |      |         |
| 3                          | Kornfeld, Maurine E      | 91  | MVN  |      | 5:34.76 |
| 4                          | Hanes, Alice J           | 81  | IM   |      | 4:58.80 |
| 5                          | Listug, Mary L           | 81  | ARIZ |      | 5:51.89 |
| <b>Heat 2 of 21 Finals</b> |                          |     |      |      |         |
| 2                          | Kennedy, Judy A          | 75  | OMAH |      | 4:40.50 |
| 3                          | Oberg, Jane G            | 75  | CMS  |      | 3:50.20 |
| 4                          | Jordan, Betsy T          | 76  | SDSM |      | 3:32.36 |
| 5                          | Walker, Laura S          | 75  | VMST |      | 3:44.32 |
| 6                          | Moder, Joanne E          | 75  | WMAC |      | 4:23.88 |
| 7                          | Stevens, Ann B           | 79  | IM   |      | 4:56.00 |
| <b>Heat 3 of 21 Finals</b> |                          |     |      |      |         |
| 2                          | Arnold, Tita             | 71  | SKY  |      | 3:59.00 |
| 3                          | Martin, Judy             | 70  | VMST |      | 3:47.71 |
| 4                          | Hlavacek, Ida M          | 71  | VMST |      | 3:33.39 |
| 5                          | Durrant, Betsy           | 71  | VMST |      | 3:34.95 |
| 6                          | Hunt, Ann E              | 73  | MICH |      | 3:48.33 |
| <b>Heat 4 of 21 Finals</b> |                          |     |      |      |         |
| 3                          | Hall, Carol A            | 65  | INDY |      | 5:10.00 |
| 4                          | Smollen, Carol S         | 69  | MINN |      | 3:37.28 |
| 5                          | Vanden Brulle, Kitty     | 68  | MICH |      | 4:17.41 |
| 6                          | Seidler, Jeanne E        | 66  | WMAC |      | 5:33.10 |
| <b>Heat 5 of 21 Finals</b> |                          |     |      |      |         |
| 1                          | Larsen, Barbara (Babs) H | 65  | MINN |      | 3:24.67 |
| 2                          | Ventura, Rosa V          | 65  | SFTL |      | 3:10.28 |
| 3                          | Burfeind, Betty          | 66  | IM   |      | 3:09.26 |
| 4                          | Uustal, Diann B          | 66  | UNAT |      | 2:42.67 |
| 5                          | Mitchell, Jeannie R      | 66  | GOLD |      | 3:06.14 |
| 6                          | Pohlmann, Mary M         | 68  | SLAM |      | 3:10.13 |
| 7                          | Montrella, Beverly J     | 66  | MVN  |      | 3:14.45 |
| 8                          | Hashimoto, Christine L   | 65  | CMS  |      | 3:30.82 |
| <b>Heat 6 of 21 Finals</b> |                          |     |      |      |         |
| 1                          | Cook, Sally A            | 51  | ROSE |      | 3:44.46 |
| 2                          | Sill, Sherry J           | 52  | IRM  |      | 3:07.90 |
| 3                          | Smart, Denise L          | 50  | TULS |      | 2:37.24 |
| 4                          | Berger-Mann, Sue D       | 53  | MICH |      | 2:35.10 |
| 5                          | Diddams, Margaret A      | 51  | PSM  |      | 2:44.50 |
| 6                          | Jordan, Amy              | 54  | SKY  |      | 3:17.39 |
| 7                          | Miller, Cindy A          | 59  | COLE |      | 4:00.52 |
| 8                          | Stark, Carol R           | 64  | OREG |      | 4:28.21 |
| <b>Heat 7 of 21 Finals</b> |                          |     |      |      |         |
| 1                          | Ward, Carol              | 64  | IM   |      | 3:32.00 |
| 2                          | Stengel, Alta F          | 62  | SDSM |      | 3:19.05 |
| 3                          | Casey, Kathrine J        | 64  | PSM  |      | 3:16.11 |
| 4                          | Preissler, Stella        | 64  | PSM  |      | 2:58.38 |
| 5                          | Fisher Campbell, Anne E  | 60  | INDY |      | 3:10.74 |
| 6                          | Anderson, Margaret D     | 61  | NIAG |      | 3:18.00 |
| 7                          | Craffey, Eileen M        | 61  | NEM  |      | 3:22.89 |
| 8                          | Myer, Cynthia J          | 60  | IMSC |      | 3:40.54 |

#### Heat 8 of 21 Finals

|   |                     |    |      |  |         |
|---|---------------------|----|------|--|---------|
| 1 | Tourtual, Dorothy M | 62 | BUMS |  | 2:54.39 |
| 2 | Bierwert, Karen     | 60 | NEM  |  | 2:51.50 |
| 3 | Kohn, Catherine K   | 60 | SLAM |  | 2:45.00 |
| 4 | Val, Laura B        | 61 | TAM  |  | 2:30.00 |
| 5 | Craffey, Joan P     | 60 | AGUA |  | 2:41.70 |
| 6 | Church, Barbara E   | 61 | MICH |  | 2:50.00 |
| 7 | Lyman, Carolyn B    | 62 | UTAH |  | 2:53.41 |
| 8 | Douglass, Marilyn   | 63 | SAMY |  | 2:55.70 |

#### Heat 9 of 21 Finals

|   |                         |    |      |  |         |
|---|-------------------------|----|------|--|---------|
| 1 | Twomey, Maura           | 56 | NEM  |  | 3:22.77 |
| 2 | Clair, Kathleen S       | 55 | 1776 |  | 3:15.00 |
| 3 | Thomas, Barbara         | 57 | O*H* |  | 2:57.11 |
| 4 | Quinn, Phyllis E        | 57 | TOC  |  | 2:52.10 |
| 5 | Saint Aubin, Patricia S | 55 | NEM  |  | 2:56.28 |
| 6 | Braaten, Kitten         | 57 | VMST |  | 3:11.47 |
| 7 | Kulak, Marilyn          | 57 | MGM  |  | 3:19.67 |
| 8 | Frayne, Anne M          | 59 | UAR  |  | 3:38.98 |

#### Heat 10 of 21 Finals

|   |                      |    |      |  |         |
|---|----------------------|----|------|--|---------|
| 1 | Cavanaugh, Debbie D  | 55 | GOLD |  | 2:40.00 |
| 2 | Alioto, Laurie J     | 55 | WMAC |  | 2:39.00 |
| 3 | Branch, Katherine A  | 55 | NEM  |  | 2:32.17 |
| 4 | Andrus-Hughes, Karen | 55 | OREG |  | 2:25.00 |
| 5 | Warmuth, Stacey      | 56 | VCM  |  | 2:29.42 |
| 6 | Grilli, Tracy L      | 56 | NEM  |  | 2:37.66 |
| 7 | Early, Marilyn E     | 55 | MICH |  | 2:39.82 |
| 8 | Larson, Linda L      | 57 | SFTL |  | 2:45.14 |

#### Heat 11 of 21 Finals

|   |                      |    |      |  |         |
|---|----------------------|----|------|--|---------|
| 1 | Ingraham, Susan R    | 53 | MOST |  | 2:33.99 |
| 2 | Tatnall, Suzy C      | 53 | CMS  |  | 2:32.89 |
| 3 | Oliver, Karen M      | 53 | SALT |  | 2:31.00 |
| 4 | Spivey, Bonnie L     | 54 | MVN  |  | 2:26.00 |
| 5 | Klestinec, Robin L   | 51 | NAM  |  | 2:26.55 |
| 6 | Kafka, Heidi         | 50 | IM   |  | 2:31.46 |
| 7 | Van Horn Pate, Val R | 50 | VMST |  | 2:33.87 |
| 8 | Najjar, Ellie S      | 51 | CMS  |  | 2:34.83 |

#### Heat 12 of 21 Finals

|   |                         |    |      |  |         |
|---|-------------------------|----|------|--|---------|
| 1 | Hannon, Martina V       | 42 | LVM  |  | 3:20.01 |
| 2 | Holt-Wilson, Mary R     | 42 | MESC |  | 2:38.01 |
| 3 | Colombo, Paula C        | 44 | MICH |  | 2:37.00 |
| 4 | Giles-Ott, Ruth         | 44 | IM   |  | 2:59.90 |
| 5 | Ott, Nancy M            | 48 | TPIT |  | 3:05.00 |
| 6 | Davidson, Nancy         | 48 | IM   |  | 2:55.00 |
| 7 | Schwarm, Susan          | 49 | LIB  |  | 2:55.55 |
| 8 | Pawley-Kennedy, Irene K | 45 | MICH |  | 3:25.91 |

#### Heat 13 of 21 Finals

|   |                         |    |      |  |         |
|---|-------------------------|----|------|--|---------|
| 1 | Preitkis-Jones, Debra A | 48 | NASH |  | 2:39.00 |
| 2 | Vanderpoel, Nicole L    | 48 | CMS  |  | 2:35.55 |
| 3 | Hug, Laurie             | 48 | 1776 |  | 2:24.22 |
| 4 | Gary, Kristin J         | 45 | REDT |  | 2:09.50 |
| 5 | Stone, Stephanie        | 46 | PCAT |  | 2:14.38 |
| 6 | Harris, Susan           | 47 | MICH |  | 2:32.79 |
| 7 | Simmons, Cheryl A       | 46 | ROSE |  | 2:38.26 |
| 8 | Howard, Amy             | 48 | QMST |  | 2:45.34 |

#### Heat 14 of 21 Finals

|   |                     |    |      |  |         |
|---|---------------------|----|------|--|---------|
| 1 | Seavall, Kelly J    | 44 | CMS  |  | 2:25.21 |
| 2 | Saribalas, Amy M    | 40 | NAM  |  | 2:22.10 |
| 3 | Lloyd, Kimberly K   | 40 | NEM  |  | 2:18.27 |
| 4 | Lane, Tanya         | 41 | AAAA |  | 2:10.40 |
| 5 | Smith, Jody L       | 44 | OREG |  | 2:14.44 |
| 6 | Reichart, Christine | 42 | CSC  |  | 2:20.51 |
| 7 | Texel, Paula M      | 42 | SPM  |  | 2:23.61 |
| 8 | Cimilluca, Krista   | 42 | ELG  |  | 2:34.33 |

#### Heat 15 of 21 Finals

|   |                      |    |      |  |         |
|---|----------------------|----|------|--|---------|
| 1 | Petersson, Carolyn A | 36 | WMAC |  | 2:40.84 |
| 2 | Wilson, Ellen        | 36 | SPAW |  | 2:39.20 |
| 3 | Framke, Erin C       | 39 | CMS  |  | 2:35.56 |
| 4 | Messenger, Shelly E  | 36 | CON  |  | 2:35.00 |
| 5 | Wright, Shelby L     | 39 | SCMI |  | 2:35.24 |
| 6 | Strickland, Erin M   | 37 | ZAM  |  | 2:35.95 |
| 7 | Fairman, Abigail A   | 36 | REDT |  | 2:40.02 |
| 8 | Kreusel, Karen       | 36 | MICH |  | 2:46.43 |

#### Heat 16 of 21 Finals

|   |                  |    |      |  |         |
|---|------------------|----|------|--|---------|
| 1 | Koslin, Mandy    | 36 | EXCL |  | 2:25.09 |
| 2 | Stich, Chris S   | 36 | WMAC |  | 2:22.95 |
| 3 | Kelsey, Jane M   | 37 | LRC  |  | 2:19.05 |
| 4 | Limke, Tobi L    | 38 | NBAC |  | 2:11.90 |
| 5 | Weststone, Susan | 39 | PSM  |  | 2:18.00 |
| 6 | Bingham, Laura   | 35 | IM   |  | 2:21.87 |
| 7 | Chop, Dahnya     | 38 | INDY |  | 2:25.00 |
| 8 | Smith, Rebecca L | 36 | BUMS |  | 2:30.77 |

#### Heat 17 of 21 Finals

|   |                   |    |      |  |         |
|---|-------------------|----|------|--|---------|
| 2 | Lukens, Sarah R   | 30 | TPIT |  | 2:45.00 |
| 3 | Sarbacker, Sarah  | 33 | EXCL |  | 2:40.44 |
| 4 | Dank, Annie       | 33 | MINN |  | 2:31.79 |
| 5 | Pallo, Cassy      | 31 | MOVY |  | 2:34.17 |
| 6 | Wade, Holly S     | 30 | INDY |  | 2:42.94 |
| 7 | Swope, Danielle R | 34 | NAST |  | 2:50.00 |

#### Heat 18 of 21 Finals

|   |                       |    |      |  |         |
|---|-----------------------|----|------|--|---------|
| 1 | Winters, Alison M     | 33 | WMAC |  | 2:30.56 |
| 2 | Hester, Heidi R       | 32 | PLAN |  | 2:21.91 |
| 3 | Watanabe, Naoko       | 30 | TOC  |  | 2:17.85 |
| 4 | Grover, Mollie K      | 32 | TERR |  | 2:12.38 |
| 5 | Vucinich, Elizabeth A | 32 | WH2O |  | 2:17.25 |
| 6 | Wakefield, Samantha   | 30 | O*H* |  | 2:17.89 |
| 7 | Zerhusen, Megan       | 33 | SKY  |  | 2:25.36 |
| 8 | Sheehan, Nichole      | 34 | WLAC |  | 2:31.64 |

#### Heat 19 of 21 Finals

|   |                     |    |      |  |         |
|---|---------------------|----|------|--|---------|
| 3 | Hollies, Natalie    | 27 | INDY |  | 2:41.35 |
| 4 | Corporon, Nicolle A | 28 | CON  |  | 2:30.50 |
| 5 | Moore, Katie M      | 25 | MVN  |  | 2:40.00 |
| 6 | Arnold, Haley M     | 24 | COLE |  | 2:32.00 |

#### Heat 20 of 21 Finals

|   |                           |    |      |  |         |
|---|---------------------------|----|------|--|---------|
| 1 | Stanilova, Tsveta         | 27 | MESC |  | 2:29.00 |
| 2 | Brandon, Celeste A        | 29 | BLU  |  | 2:25.84 |
| 3 | Taylor, Vicki             | 27 | TVM  |  | 2:16.34 |
| 4 | O'Donnell-McCarthy, Fiona | 26 | TOC  |  | 2:08.02 |
| 5 | VanWinkle, Leslie M       | 26 | UNAT |  | 2:13.00 |
| 6 | Ripley, Rachel M          | 28 | INDY |  | 2:20.00 |
| 7 | Mathews, Erin             | 27 | MARY |  | 2:27.54 |
| 8 | Wang, Stephanie           | 25 | NAST |  | 2:29.86 |



## 2013 USMS Spring National Championships, Sanction #: 163-S001

## IU Natatorium, Indianapolis

## Meet Program - Saturday, May 11, 2013

**Heat 21 (#26 Women 200 Yard Backstroke)**

|   |                      |         |         |
|---|----------------------|---------|---------|
| 1 | Miller, Leah         | 24 INDY | 2:30.88 |
| 2 | Perez, Esmeralda     | 18 WMAC | 2:28.00 |
| 3 | Gramelspacher, Maria | 24 SWIN | 2:26.27 |
| 4 | Kopacka, Ryann       | 24 GAJA | 2:17.80 |
| 5 | Biggs, Brittany A    | 23 CMS  | 2:21.94 |
| 6 | Brink, Opal E        | 18 QMST | 2:27.75 |
| 7 | Gray, Kelsey E       | 24 CHRM | 2:29.17 |
| 8 | Treece, Lindsay K    | 23 NCMS | 2:31.39 |

**#27 Men 100 Yard IM**

| Lane | Name | Age Club | Seed Time |
|------|------|----------|-----------|
|------|------|----------|-----------|

**Heat 1 of 52 Finals**

|   |                     |         |         |
|---|---------------------|---------|---------|
| 3 | Larson, E Ole       | 92 NCMS | 2:19.44 |
| 4 | Schmidt, Jurgen B   | 90 MVN  | 2:12.76 |
| 5 | Roudebush, George M | 88 PSM  | 3:25.00 |

**Heat 2 of 52 Finals**

|   |                      |         |         |
|---|----------------------|---------|---------|
| 1 | Sherman, Lawrence W  | 71 SWOM | 1:48.00 |
| 2 | Goldstein, Mel E     | 74 INDY | 1:27.21 |
| 3 | Smith, Brent         | 72 HUNT | 1:26.04 |
| 4 | Steele, George       | 71 AGM  | 1:25.70 |
| 5 | Marshall, Steve      | 71 MICH | 1:26.52 |
| 6 | Learmonth, William R | 73 O*H* | 1:31.88 |
| 7 | Burgess, H. William  | 84 HIMA | 2:00.45 |
| 8 | Knowles, Percy       | 82 SWIF | 2:02.98 |

**Heat 3 of 52 Finals**

|   |                   |         |         |
|---|-------------------|---------|---------|
| 1 | Chisholm, Dick    | 78 O*H* | 1:44.48 |
| 2 | Lockwood, Joel M  | 78 MICH | 1:37.00 |
| 3 | Cavanaugh, Cav    | 77 GOLD | 1:22.00 |
| 4 | Costill, David    | 77 INDY | 1:10.93 |
| 5 | Martin, Ray G     | 75 MICH | 1:19.93 |
| 6 | Thayer, George D  | 77 OREG | 1:34.50 |
| 7 | May, George       | 75 WMAC | 1:37.61 |
| 8 | Easterla, David A | 75 MOVY | 1:46.17 |

**Heat 4 of 52 Finals**

|   |                     |         |         |
|---|---------------------|---------|---------|
| 1 | Straka, Peter       | 70 FTYM | 1:21.20 |
| 2 | Hamada, Ahmed G     | 74 GOLD | 1:19.27 |
| 3 | Whitley, John K     | 70 WIND | 1:12.50 |
| 4 | Elder, James E      | 70 TOC  | 1:08.00 |
| 5 | Freshley, Mike R    | 72 SDSM | 1:11.92 |
| 6 | Van Horn, William G | 74 TOC  | 1:18.00 |
| 7 | Tulenko, Tom        | 70 1776 | 1:20.00 |
| 8 | Bell, John L        | 70 UCLA | 1:24.02 |

**Heat 5 of 52 Finals**

|   |                     |         |         |
|---|---------------------|---------|---------|
| 1 | Kinlen, Patrick J   | 64 BWAQ | 2:13.00 |
| 2 | Lyons, David A      | 60 DAMM | 1:20.89 |
| 3 | Walters, Mark C     | 60 GERM | 1:19.43 |
| 4 | Payne, (Earl R) Bob | 62 NCMS | 1:18.75 |
| 5 | Saltzman, Edward M  | 62 GAJA | 1:20.00 |
| 6 | Traester, William F | 64 CONN | 1:42.14 |
| 7 | Krier, Ron T        | 66 JPD  | 1:25.78 |

**Heat 6 of 52 Finals**

|   |                    |         |         |
|---|--------------------|---------|---------|
| 1 | Motheral, Thomas W | 65 SYSM | 1:22.96 |
| 2 | Pillmore, Bill     | 65 NCMS | 1:16.50 |
| 3 | Andersen, Peter    | 69 SDSM | 1:14.55 |
| 4 | Miller, Douglas K  | 66 INDY | 1:12.00 |
| 5 | Lawrie, Jim        | 66 SNM  | 1:12.62 |
| 6 | Olson, Lynn D      | 66 SKY  | 1:15.39 |
| 7 | Clarke, Gregory L  | 65 COLE | 1:16.96 |
| 8 | Ota, Ken           | 66 IM   | 1:24.00 |

**Heat 7 of 52 Finals**

|   |                     |         |         |
|---|---------------------|---------|---------|
| 1 | Meyerhoff, Rick     | 66 TAM  | 1:10.71 |
| 2 | Burns, Richard      | 69 TAM  | 1:07.50 |
| 3 | Wilder, Hugh        | 65 SRM  | 1:06.00 |
| 4 | Strand, Robert      | 67 ROSE | 1:01.75 |
| 5 | Abrahams, Richard T | 68 CMS  | 1:03.00 |
| 6 | Powers, Matt G      | 66 TULS | 1:06.50 |
| 7 | Shastid, Jon        | 65 SKY  | 1:08.00 |
| 8 | Frost, Kenneth A    | 68 TAM  | 1:11.50 |

**Heat 8 of 52 Finals**

|   |                 |         |         |
|---|-----------------|---------|---------|
| 1 | Pot, Eugene T   | 62 BUMS | 1:15.93 |
| 2 | Warner, Frank   | 64 PSM  | 1:14.80 |
| 3 | Douglass, Nick  | 63 SAMY | 1:14.02 |
| 4 | Thompson, Jim M | 61 INDY | 1:13.46 |
| 5 | Bovard, Ralph S | 60 MINN | 1:13.60 |
| 6 | Palmer, Bill    | 62 MICH | 1:14.05 |
| 7 | Fox, Jim        | 60 INDY | 1:14.88 |
| 8 | Plencner, Bob R | 60 NEM  | 1:17.88 |

**Heat 9 of 52 Finals**

|   |                      |         |         |
|---|----------------------|---------|---------|
| 1 | Dougherty, Michael P | 61 BOZE | 1:12.46 |
| 2 | Kennedy, James B     | 61 CMAM | 1:11.71 |
| 3 | Haynes, David A      | 60 TOC  | 1:10.00 |
| 4 | Batizy, Arpad        | 61 O*H* | 1:06.56 |
| 5 | Lemaire, Larry R     | 60 IRM  | 1:08.93 |
| 6 | Chamberlain, Rick A  | 61 INDY | 1:11.71 |
| 7 | Bernard, Alan D      | 63 TAM  | 1:12.08 |
| 8 | Murphy, Patrick T    | 61 CONN | 1:13.00 |

**Heat 10 of 52 Finals**

|   |                   |         |         |
|---|-------------------|---------|---------|
| 1 | Haufler, Steven E | 60 OAM  | 1:04.93 |
| 2 | Middleton, Marc D | 61 BLU  | 1:04.40 |
| 3 | Mykleby, Geoff L  | 60 WMAC | 1:03.00 |
| 4 | Colella, Rick     | 61 PSM  | 58.69   |
| 5 | Martin, Doug      | 60 ARKM | 1:01.50 |
| 6 | Wilson, Robert H  | 62 CAQM | 1:03.96 |
| 7 | Gruber, Glenn A   | 63 VCM  | 1:04.88 |
| 8 | Childs, Lee       | 64 GOLD | 1:05.87 |

**Heat 11 of 52 Finals**

|   |                 |         |         |
|---|-----------------|---------|---------|
| 3 | Webb, Joseph N  | 56 UNAT | 1:20.73 |
| 4 | Glender, Carlos | 58 ANBM | 1:18.30 |
| 5 | Witte, James R  | 57 O*H* | 1:20.68 |
| 6 | Miller, John B  | 59 MGM  | 1:27.28 |

**Heat 12 of 52 Finals**

|   |                   |         |         |
|---|-------------------|---------|---------|
| 1 | Phinney, Scot     | 56 IM   | 1:17.65 |
| 2 | Seybold, Harvey G | 58 IM   | 1:14.28 |
| 3 | Abbate, Gary A    | 58 TPIT | 1:12.00 |
| 4 | Caligiuri, Dan A  | 57 BLU  | 1:10.00 |
| 5 | Gutowski, Mark    | 57 SKY  | 1:10.87 |
| 6 | Griffin, Jim      | 55 UNAT | 1:12.60 |
| 7 | Vogel, Matthew M  | 58 IM   | 1:14.43 |
| 8 | Roeing, Randy     | 59 IM   | 1:17.80 |

**Heat 13 of 52 Finals**

|   |                    |         |         |
|---|--------------------|---------|---------|
| 1 | Tarnapoll, Pete L  | 56 NAM  | 1:09.81 |
| 2 | Sigfusson, Paul B  | 55 IM   | 1:08.80 |
| 3 | Scanlan, Kevin     | 58 ELG  | 1:08.00 |
| 4 | Merrill, Nick C    | 55 IM   | 1:06.88 |
| 5 | Karas, Paul G      | 57 MICH | 1:08.00 |
| 6 | Kipp, Richard A    | 55 DAS  | 1:08.48 |
| 7 | Phillips, Mike     | 56 EXCL | 1:09.08 |
| 8 | Thompson, Edward G | 55 MMA  | 1:09.83 |

**Heat 14 of 52 Finals**

|   |                      |         |         |
|---|----------------------|---------|---------|
| 1 | Crutchfield, Randy L | 55 NAST | 1:06.00 |
| 2 | Nolte, Christopher C | 56 CMS  | 1:05.50 |
| 3 | Parker, Randy J      | 58 MICH | 1:05.00 |
| 4 | Finn, Peter R        | 59 DOC  | 1:04.54 |
| 5 | Marsh, Russell L     | 57 CMS  | 1:04.75 |
| 6 | Toth, Dennis J       | 58 HMSA | 1:05.15 |
| 7 | Wagoner, Victor      | 57 LAPS | 1:05.68 |
| 8 | Fox, Richard E       | 57 ELG  | 1:06.80 |

**Heat 15 of 52 Finals**

|   |                      |         |         |
|---|----------------------|---------|---------|
| 1 | Rider, Lee A         | 57 NBA  | 1:04.00 |
| 2 | Taylor, Chip         | 56 BSLM | 1:02.91 |
| 3 | Marvin, Stu J        | 57 1776 | 1:02.50 |
| 4 | Lindstedt, David P   | 57 LAPS | 1:02.13 |
| 5 | Halley, Franklin M   | 55 DAS  | 1:02.34 |
| 6 | Haberek, Cork        | 56 SKY  | 1:02.56 |
| 7 | Davidson, Craig      | 57 UNAT | 1:03.50 |
| 8 | Heinemann, William A | 55 OREG | 1:04.21 |

**Heat 16 of 52 Finals**

|   |                      |         |         |
|---|----------------------|---------|---------|
| 1 | Von Hoffmann, Gerard | 57 NOVA | 1:02.00 |
| 2 | Graham, Donald       | 58 PSM  | 1:00.82 |
| 3 | Worthen, Mark S      | 58 UNAT | 59.00   |
| 4 | Groselle, Jack R     | 58 SYSM | 58.79   |
| 5 | Carter, Paul V       | 55 TOC  | 59.00   |
| 6 | Heath, Robert H      | 56 MAM  | 1:00.00 |
| 7 | Young, Bruce D       | 55 CSC  | 1:01.72 |
| 8 | Blatt, Michael J     | 57 VCM  | 1:02.01 |

**Heat 17 of 52 Finals**

|   |                   |         |         |
|---|-------------------|---------|---------|
| 1 | Cummins, Thomas J | 53 IM   | 1:20.47 |
| 2 | Downey, James E   | 52 HURY | 1:18.47 |
| 3 | Dauginas, Joe     | 50 UNAT | 1:13.87 |
| 4 | Weiss, John M     | 51 INDY | 1:12.00 |
| 5 | Thompson, Reese E | 54 MOVY | 1:12.18 |
| 6 | Lundeen, Robert R | 53 IM   | 1:15.00 |
| 7 | White, Jay K      | 52 NCMS | 1:20.14 |
| 8 | Greenfield, Rick  | 52 MGM  | 1:40.00 |

**Heat 18 of 52 Finals**

|   |                    |         |         |
|---|--------------------|---------|---------|
| 1 | Ballard, Michael J | 50 SKY  | 1:11.24 |
| 2 | Holove, Victor R   | 52 NAST | 1:10.00 |
| 3 | Monahan, Jim       | 50 ANBM | 1:09.31 |
| 4 | Pegues, Lex        | 52 ELG  | 1:08.04 |
| 5 | Ruggieri, James    | 50 SVY  | 1:08.46 |
| 6 | King, Ian E        | 50 GAJA | 1:09.34 |
| 7 | Galante, Gustavo E | 54 MMA  | 1:10.75 |
| 8 | Brozinick, Joe T   | 52 CSC  | 1:12.00 |

**Heat 19 of 52 Finals**

|   |                  |         |         |
|---|------------------|---------|---------|
| 1 | Vargas, Glen A   | 52 SYSM | 1:08.00 |
| 2 | Fisher, Dennis E | 53 CSMT | 1:07.50 |
| 3 | Lansden, Joe     | 50 ARKM | 1:07.02 |
| 4 | Bower, Ralph     | 50 TOC  | 1:07.00 |
| 5 | Shipp, Bill      | 53 TERR | 1:07.00 |
| 6 | McLeod, Mark A   | 53 CSMT | 1:07.29 |
| 7 | Baldwin, Norm C  | 50 CSMT | 1:07.70 |
| 8 | Brown, Daniel V  | 52 MICH | 1:08.01 |

## 2013 USMS Spring National Championships, Sanction #: 163-S001

## IU Natatorium, Indianapolis

## Meet Program - Saturday, May 11, 2013

**Heat 20 (#27 Men 100 Yard IM)**

|   |                    |         |         |
|---|--------------------|---------|---------|
| 1 | Snook, Curtis P    | 53 SWOM | 1:06.96 |
| 2 | Zoltick, Martin M  | 50 FXCM | 1:05.50 |
| 3 | Hiteshew, David    | 50 CHGO | 1:04.50 |
| 4 | Blommel, Gregory G | 53 WMAC | 1:04.30 |
| 5 | Voss, Frank R      | 53 CASC | 1:04.35 |
| 6 | McFarland, James A | 53 NCMS | 1:05.00 |
| 7 | Hood, Daniel C     | 52 MICH | 1:05.54 |
| 8 | Irmas, Todd E      | 50 CVMM | 1:06.97 |

**Heat 21 of 52 Finals**

|   |                        |         |         |
|---|------------------------|---------|---------|
| 1 | Voss, Peter M          | 51 CASC | 1:04.12 |
| 2 | Shake, Joe             | 54 UNAT | 1:03.31 |
| 3 | Orten, Frank T         | 54 CMS  | 1:03.01 |
| 4 | Coveney, Christopher M | 50 CMS  | 1:02.55 |
| 5 | Cleaver, Oliver        | 50 SAWS | 1:02.74 |
| 6 | Lance, Doug E          | 51 GRIN | 1:03.27 |
| 7 | Vargas, Daniel         | 52 ARIZ | 1:03.80 |
| 8 | Farrell, Stan          | 50 BSLM | 1:04.25 |

**Heat 22 of 52 Finals**

|   |                     |         |         |
|---|---------------------|---------|---------|
| 1 | Herringer, Thomas J | 51 DAS  | 1:02.10 |
| 2 | Day, Brian T        | 53 PTMS | 1:01.75 |
| 3 | Casciato, Michael G | 53 1776 | 1:01.50 |
| 4 | Sherman, Bill       | 54 MOVY | 1:00.95 |
| 5 | Dyer, Andy          | 54 AWJ  | 1:01.22 |
| 6 | Power, Scott        | 50 UNAT | 1:01.69 |
| 7 | Boileau, Mike       | 51 CMS  | 1:01.99 |
| 8 | Procton, Bruce      | 51 NCMS | 1:02.47 |

**Heat 23 of 52 Finals**

|   |                  |         |         |
|---|------------------|---------|---------|
| 1 | Dassow, Paul     | 50 RATS | 59.80   |
| 2 | Johnson, Eric A  | 52 LRC  | 59.50   |
| 3 | Stultz, Todd W   | 53 SYSM | 58.86   |
| 4 | Sims, David E    | 50 IM   | 53.56   |
| 5 | Guthrie, David M | 52 TXLA | 57.34   |
| 6 | Holland, David A | 54 WMAC | 59.00   |
| 7 | Reister, John A  | 50 CMS  | 59.77   |
| 8 | Gibson, Dave     | 52 IM   | 1:00.10 |

**Heat 24 of 52 Finals**

|   |                     |         |         |
|---|---------------------|---------|---------|
| 1 | Stelflug, Bradley W | 44 THT  | 1:55.00 |
| 2 | Conley, Scott       | 43 WMAC | 1:15.68 |
| 3 | Sturdy, Patrick R   | 43 MICH | 1:10.35 |
| 4 | Groscoast, Hans A   | 40 SAMY | 1:10.00 |
| 5 | Geraghty, Michael   | 41 MGM  | 1:10.12 |
| 6 | Ronau, Matt         | 41 SKY  | 1:10.97 |
| 7 | Groaning, Michael D | 42 ISWM | 1:38.98 |
| 8 | Campbell, David M   | 46 UNAT | 1:32.29 |

**Heat 25 of 52 Finals**

|   |                        |         |         |
|---|------------------------|---------|---------|
| 1 | Vandekerckhove, Ron F  | 45 MICH | 1:19.00 |
| 2 | Leatherwood, Jeffrey S | 45 UNAT | 1:10.00 |
| 3 | Sturm, Mike            | 47 WMAC | 1:09.00 |
| 4 | Minke, Donald J        | 45 WMAC | 1:07.47 |
| 5 | Londrigan, Tom         | 45 INDY | 1:08.54 |
| 6 | Wilcox, James R        | 47 UNAT | 1:09.00 |
| 7 | Peebles, Brent         | 45 IM   | 1:12.13 |
| 8 | Keller, Scott A        | 48 INDY | 1:20.00 |

**Heat 26 of 52 Finals**

|   |                      |         |         |
|---|----------------------|---------|---------|
| 1 | Martin, Rob D        | 47 PSM  | 1:05.61 |
| 2 | Kaneshiro, Knoel K   | 45 UNAT | 1:05.50 |
| 3 | Donovan, Patrick     | 45 ZAM  | 1:04.83 |
| 4 | Sinitz, John         | 46 WMAC | 1:03.73 |
| 5 | Hurst, Charles A     | 47 DLMA | 1:03.85 |
| 6 | Hubert, Craig J      | 48 JAM  | 1:05.50 |
| 7 | Kerr, David          | 47 INDY | 1:05.55 |
| 8 | Schlichting, Randy J | 48 HOPK | 1:06.26 |

**Heat 27 of 52 Finals**

|   |                    |         |         |
|---|--------------------|---------|---------|
| 1 | Lage, Terry L      | 45 SFTL | 1:03.22 |
| 2 | Clear, Kirk W      | 45 VMST | 1:02.64 |
| 3 | Morris, Richard L  | 49 NAM  | 1:02.40 |
| 4 | Vesper, Jim        | 48 UNAT | 1:02.06 |
| 5 | Zempter, Eric      | 46 ANBM | 1:02.34 |
| 6 | Brandt, Mark W     | 47 IM   | 1:02.60 |
| 7 | Ferguson, Daniel B | 46 WH2O | 1:03.00 |
| 8 | Wilcox, John       | 49 LIB  | 1:03.42 |

**Heat 28 of 52 Finals**

|   |                   |         |         |
|---|-------------------|---------|---------|
| 1 | Luebbe, James     | 45 SKY  | 1:01.50 |
| 2 | Boosin, Michael J | 46 SCAQ | 1:00.40 |
| 3 | Shope, Jon        | 47 INDY | 59.94   |
| 4 | Figueroa, Roberto | 45 CSLA | 59.52   |
| 5 | Hancock, Thomas   | 49 RATS | 59.57   |
| 6 | Zubillaga, Luis   | 45 NBA  | 1:00.37 |
| 7 | Eickhoff, Randy M | 47 SCA  | 1:01.36 |
| 8 | Powell, Steven T  | 45 LAPS | 1:01.51 |

**Heat 29 of 52 Finals**

|   |                     |         |       |
|---|---------------------|---------|-------|
| 1 | Oliva, Stepan       | 46 WIN  | 58.23 |
| 2 | Pushka, Dave        | 49 IM   | 58.05 |
| 3 | Moran, Marty        | 46 MINN | 57.95 |
| 4 | Segal, William N    | 48 JAM  | 57.85 |
| 5 | Mehok, George K     | 45 SYSM | 57.94 |
| 6 | Stori, Mark D       | 47 CHGO | 58.00 |
| 7 | Bennett, Dennis     | 47 IAMA | 58.20 |
| 8 | Christensen, Kurt A | 47 MICH | 59.33 |

**Heat 30 of 52 Finals**

|   |                  |         |       |
|---|------------------|---------|-------|
| 1 | Mercer, Rich     | 49 BLU  | 57.67 |
| 2 | Malas, Bryan     | 45 IM   | 56.99 |
| 3 | Heber, Scott     | 46 DAMM | 55.68 |
| 4 | Tuchler, Jim     | 48 IM   | 53.90 |
| 5 | Benucci, Lorenzo | 45 AWJ  | 54.80 |
| 6 | Williams, Neill  | 45 DCAC | 56.22 |
| 7 | Cox, Mark        | 45 PTMS | 57.60 |
| 8 | McCool, Chris    | 48 LTP  | 57.80 |

**Heat 31 of 52 Finals**

|   |                       |         |         |
|---|-----------------------|---------|---------|
| 1 | Bullard, Joel         | 41 NCMS | 1:06.21 |
| 2 | Bishop, Christopher R | 41 BUMS | 1:05.48 |
| 3 | Lugar, Chip           | 44 FSAM | 1:05.00 |
| 4 | Mitera, Rob           | 44 IM   | 1:04.34 |
| 5 | Brown, Robert A       | 42 ISWM | 1:05.00 |
| 6 | Duchild, Paul A       | 44 SLAM | 1:05.42 |
| 7 | Michel, Patrick J     | 42 MICH | 1:06.02 |
| 8 | LoCascio, Jim         | 43 UNAT | 1:08.08 |

**Heat 32 of 52 Finals**

|   |                  |         |         |
|---|------------------|---------|---------|
| 1 | Melcher, Scott   | 42 LIB  | 1:04.25 |
| 2 | Belnap, Mark     | 43 UTAH | 1:03.96 |
| 3 | Hemenway, Mike P | 44 IM   | 1:03.59 |
| 4 | Tomson, Farol L  | 41 GERM | 1:02.87 |
| 5 | Houchens, Jeremy | 43 CON  | 1:03.04 |
| 6 | Hursty, Peter S  | 40 ISCM | 1:03.67 |
| 7 | Ripic, Steve     | 40 MVN  | 1:03.96 |
| 8 | Thayer, Jason W  | 41 IM   | 1:04.30 |

**Heat 33 of 52 Finals**

|   |                  |         |         |
|---|------------------|---------|---------|
| 1 | Hamilton, Nathan | 44 SNM  | 1:01.62 |
| 2 | Lehr, Gunner F   | 40 NAM  | 1:00.79 |
| 3 | Stephens, Ryan K | 41 INDY | 1:00.00 |
| 4 | Grotke, Kevin A  | 40 IM   | 59.83   |
| 5 | Merino, Jose I   | 40 NCMS | 1:00.00 |
| 6 | Fletcher, Jeff H | 43 UNAT | 1:00.77 |
| 7 | Carl, Scott A    | 41 IM   | 1:01.28 |
| 8 | Harris, Bill     | 42 CON  | 1:02.84 |

**Heat 34 of 52 Finals**

|   |                  |         |       |
|---|------------------|---------|-------|
| 1 | Beattie, David A | 43 HLJ  | 59.38 |
| 2 | Reed, Scott W    | 42 SBM  | 58.90 |
| 3 | Urban, Mark      | 43 MGM  | 58.29 |
| 4 | Turk, Stephen P  | 43 UNAT | 58.20 |
| 5 | Larkin, Mark W   | 41 WMAC | 58.20 |
| 6 | Sheldon, Paul    | 42 CMS  | 58.73 |
| 7 | Hay, Thomas M    | 42 PTMS | 59.02 |
| 8 | Wharton, Dave L  | 43 NAM  | 59.70 |

**Heat 35 of 52 Finals**

|   |                     |         |       |
|---|---------------------|---------|-------|
| 1 | Doherty, Todd S     | 42 PSM  | 57.88 |
| 2 | Andersen, Morten    | 42 NCMS | 56.74 |
| 3 | Raese, T R          | 40 IM   | 55.42 |
| 4 | West, Steve         | 41 NOVA | 52.82 |
| 5 | Torres, Todd        | 44 NCMS | 54.58 |
| 6 | Sumner, David M     | 42 MVN  | 56.50 |
| 7 | Goodison, Michael R | 41 TERR | 57.12 |
| 8 | Mackenroth, Jack    | 44 TNYA | 57.94 |

**Heat 36 of 52 Finals**

|   |                      |         |         |
|---|----------------------|---------|---------|
| 1 | Smithwick, Charles E | 39 NCMJ | 1:06.28 |
| 2 | Boeke, Lonny         | 35 WLAC | 1:06.00 |
| 3 | Levake, Brian        | 38 TPIT | 1:05.61 |
| 4 | Berebitsky, Jeff N   | 37 INDY | 1:04.00 |
| 5 | Habben, Doug         | 36 NAST | 1:04.26 |
| 6 | Wisener, Rhett       | 37 UNAT | 1:05.95 |
| 7 | Thoma, Samuel R      | 36 GLTR | 1:06.21 |
| 8 | Leininger, Tony J    | 38 ISWM | 1:13.00 |

**Heat 37 of 52 Finals**

|   |                      |         |         |
|---|----------------------|---------|---------|
| 1 | Albert, Greg M       | 38 MESC | 1:04.00 |
| 2 | Uiterwyk, Sean       | 39 NEM  | 1:03.08 |
| 3 | Reader, Paul         | 37 IM   | 1:02.22 |
| 4 | Olson, Jeff K        | 37 INDY | 1:02.00 |
| 5 | Brown, Nathan Y      | 38 GAJA | 1:02.04 |
| 6 | Brown, Adam P        | 35 GAJA | 1:02.25 |
| 7 | Barry, Shaun P       | 36 1776 | 1:03.56 |
| 8 | Bookwalter, Thomas C | 36 INDY | 1:04.00 |

2013 USMS Spring National Championships, Sanction #: 163-S001

IU Natatorium, Indianapolis

Meet Program - Saturday, May 11, 2013

|                                      |                      |         |                             |   |                         |  |         |                                     |                          |         |         |
|--------------------------------------|----------------------|---------|-----------------------------|---|-------------------------|--|---------|-------------------------------------|--------------------------|---------|---------|
| <b>Heat 38 (#27 Men 100 Yard IM)</b> |                      |         | <b>Heat 44 of 52 Finals</b> |   |                         | <b>Heat 50 of 52 Finals</b>              |         |                                     |                          |         |         |
| 1                                    | Greenwood, Scott C   | 35 TOC  | 1:00.69                     | 1 | Delavan, Timothy M      | 26 SAWS                                  | 1:04.00 | 1                                   | Darlington, Conner M     | 20 PSM  | 1:02.00 |
| 2                                    | Ullom, Michael J     | 36 SWOM | 59.56                       | 2 | Samulski, Richard       | 25 NCMS                                  | 1:03.67 | 2                                   | Davis, Jeff A            | 24 UNAT | 1:01.45 |
| 3                                    | Powers, Brian V      | 38 INDY | 58.50                       | 3 | Carrillo, Roberto       | 27 IM                                    | 1:02.88 | 3                                   | Lansden, Cole            | 20 ARKM | 1:00.91 |
| 4                                    | Mason, Michael T     | 39 ROSE | 58.11                       | 4 | Buelt, Abraham D        | 27 UNAT                                  | 1:02.00 | 4                                   | Hunter, Austin J         | 22 WOO  | 1:00.12 |
| 5                                    | Hartsock, Steve J    | 39 CHGO | 58.50                       | 5 | Bolles, Andrew M        | 28 MICH                                  | 1:02.00 | 5                                   | Malony, Shawn            | 23 SKY  | 1:00.71 |
| 6                                    | Milton, Travis B     | 35 GLTR | 59.50                       | 6 | Lucena, David A         | 28 AGUA                                  | 1:03.00 | 6                                   | Cronin, Jake E           | 21 IM   | 1:01.21 |
| 7                                    | Mulcahy, Ryan P      | 35 IM   | 1:00.00                     | 7 | Ellabarger, Brent D     | 27 INDY                                  | 1:03.85 | 7                                   | Deptula, Chris           | 24 MICH | 1:02.00 |
| 8                                    | Robinson, Thomas R   | 35 BSLM | 1:02.00                     | 8 | Fucinari, Michael C     | 26 MICH                                  | 1:04.57 | 8                                   | Johnson, Derek           | 19 HMS  | 1:02.15 |
| <b>Heat 39 of 52 Finals</b>          |                      |         | <b>Heat 45 of 52 Finals</b> |   |                         | <b>Heat 51 of 52 Finals</b>              |         |                                     |                          |         |         |
| 1                                    | Asti, Trevor         | 35 MICH | 56.90                       | 1 | Ganiyev, Doston         | 25 CMS                                   | 1:01.62 | 1                                   | Trimpe, Trevor E         | 22 UNAT | 1:00.00 |
| 2                                    | Christensen, Eric B  | 38 BDO  | 55.80                       | 2 | Schapiro, Adam P        | 26 SWOM                                  | 1:00.69 | 2                                   | Shaheen, Luke            | 24 SYSM | 59.20   |
| 3                                    | O'Sullivan, Chris    | 38 CMS  | 54.00                       | 3 | Wong, Peter             | 28 SPRY                                  | 1:00.47 | 3                                   | Jenrow, Robert J         | 24 BUM  | 58.55   |
| 4                                    | Markey, Nick         | 35 RAY  | 53.50                       | 4 | Collins, Josiah         | 25 ART                                   | 1:00.01 | 4                                   | Leo, MacGregor W         | 24 AGUA | 57.50   |
| 5                                    | Eisenhuth, Matthew S | 39 CMS  | 53.94                       | 5 | McCabe, Ryan C          | 28 SPRY                                  | 1:00.16 | 5                                   | Altman-Kurosaki, Jonas Y | 24 AGUA | 58.00   |
| 6                                    | Goltz, Jason         | 35 FACT | 55.00                       | 6 | Bachuretz, Alexei       | 27 UNAT                                  | 1:00.65 | 6                                   | Birnbrich, Andrew        | 23 NAM  | 59.00   |
| 7                                    | Ohman, Niclas K      | 38 NEM  | 56.30                       | 7 | Krizmanic, Matt         | 27 ABM                                   | 1:00.88 | 7                                   | Mann, Chris M            | 23 UNAT | 59.56   |
| 8                                    | Heis, Kenneth F      | 37 SWOM | 57.37                       | 8 | Taylor, Tim             | 26 ALEX                                  | 1:01.77 | 8                                   | Broch, Billy M           | 24 MOVY | 1:00.02 |
| <b>Heat 40 of 52 Finals</b>          |                      |         | <b>Heat 46 of 52 Finals</b> |   |                         | <b>Heat 52 of 52 Finals</b>              |         |                                     |                          |         |         |
| 1                                    | Bahl, Jacob H        | 33 UNAT | 1:22.01                     | 1 | Ritter, Kyle R          | 26 CSMT                                  | 59.43   | 1                                   | Puskaric, Kevin M        | 24 IM   | 57.00   |
| 2                                    | Niesen, Nathaniel    | 31 GLTR | 1:06.00                     | 2 | Weyerbacher, Jonathan S | 28 INDY                                  | 58.17   | 2                                   | Happ, Kevin R            | 24 NCMS | 55.69   |
| 3                                    | Strahota, Jeffrey R  | 32 TERR | 1:02.88                     | 3 | Gans, Egan              | 27 TOC                                   | 58.00   | 3                                   | Keefer, Elliot           | 24 BUM  | 54.23   |
| 4                                    | Breiding, David L    | 31 THT  | 1:02.38                     | 4 | Webb, Cameron           | 26 ART                                   | 57.40   | 4                                   | Thomas, Chandler P       | 23 NCMS | 53.49   |
| 5                                    | Scott, Jamie L       | 31 BUMS | 1:02.87                     | 5 | Garza, Richard J        | 25 WOW                                   | 57.77   | 5                                   | Fahrbach, Lincoln D      | 23 BUM  | 54.00   |
| 6                                    | Rawlins, Brian K     | 33 IM   | 1:04.72                     | 6 | Talbot, Christopher J   | 26 TOC                                   | 58.00   | 6                                   | Smith, Bobby J           | 24 LIEM | 54.59   |
| 7                                    | Roy, Andrew M        | 31 INDY | 1:09.00                     | 7 | Perrott, Bryan          | 27 ART                                   | 58.55   | 7                                   | Cushing, Alex D          | 24 TOC  | 56.00   |
| <b>Heat 41 of 52 Finals</b>          |                      |         | <b>Heat 47 of 52 Finals</b> |   |                         | <b>Heat 53 of 52 Finals</b>              |         |                                     |                          |         |         |
| 1                                    | Hunte, Howard        | 33 WOO  | 1:01.90                     | 1 | Jordan, Scott C         | 27 TNYA                                  | 57.00   | 1                                   | Puskaric, Kevin M        | 24 IM   | 57.00   |
| 2                                    | Derr, Joseph P       | 33 UNAT | 1:01.00                     | 2 | Shiosaki, Daniel T      | 28 TOC                                   | 56.56   | 2                                   | Happ, Kevin R            | 24 NCMS | 55.69   |
| 3                                    | Harper, Ryan C       | 34 INDY | 1:00.46                     | 3 | Peterson, Kyle          | 27 SKY                                   | 56.06   | 3                                   | Keefer, Elliot           | 24 BUM  | 54.23   |
| 4                                    | Werner, David F      | 34 BUMS | 59.58                       | 4 | Taylor, Jonathan B      | 25 TOC                                   | 56.00   | 4                                   | Thomas, Chandler P       | 23 NCMS | 53.49   |
| 5                                    | Oo, Aung Sann        | 31 ARIZ | 1:00.10                     | 5 | Benoit, Matthew         | 25 TOC                                   | 56.00   | 5                                   | Fahrbach, Lincoln D      | 23 BUM  | 54.00   |
| 6                                    | Keefe, Michael R     | 32 SWOM | 1:00.96                     | 6 | Erickson, John          | 28 VSM                                   | 56.08   | 6                                   | Smith, Bobby J           | 24 LIEM | 54.59   |
| 7                                    | Kline, Travis L      | 33 PHX  | 1:01.32                     | 7 | Olson, Drew             | 27 OMAH                                  | 56.69   | 7                                   | Cushing, Alex D          | 24 TOC  | 56.00   |
| 8                                    | Tepe, Adam           | 32 CAT  | 1:02.00                     | 8 | Vetor, Craig A          | 25 INDY                                  | 57.18   | 8                                   | Sauter, Trace U          | 24 NCMS | 57.37   |
| <b>Heat 42 of 52 Finals</b>          |                      |         | <b>Heat 48 of 52 Finals</b> |   |                         | <b>#28 Women 100 Yard IM</b>             |         |                                     |                          |         |         |
| 1                                    | Anderson, Grant      | 32 ZAM  | 59.00                       | 1 | Bower, Kenny G          | 25 TOC                                   | 55.42   | <b>Lane Name Age Club Seed Time</b> |                          |         |         |
| 2                                    | Wight, Robert A      | 32 SWOM | 57.78                       | 2 | Gallagher, Kevin C      | 25 SPRY                                  | 53.20   | <b>Heat 1 of 36 Finals</b>          |                          |         |         |
| 3                                    | Scheerhorn, Andrew J | 31 CAT  | 53.50                       | 3 | King, Tyler J           | 25 UNAT                                  | 52.89   | 1                                   | Klein, Sigi B            | 77 SKY  | 2:50.68 |
| 4                                    | Knowles, Jeremy D    | 31 SWIF | 52.33                       | 4 | Ritter, Adam J          | 28 CSMT                                  | 49.90   | 2                                   | Sachs, Janet G           | 76 CMS  | 2:05.00 |
| 5                                    | Proffitt, Jordon D   | 31 SKY  | 53.13                       | 5 | Dorr, John W            | 29 TOC                                   | 52.30   | 3                                   | Walker, Laura S          | 75 VMST | 1:54.66 |
| 6                                    | Wakefield, William W | 30 O*H* | 56.89                       | 6 | Deery, Kyle B           | 28 SYSM                                  | 53.10   | 4                                   | Newell, Sally            | 75 NCMS | 1:46.31 |
| 7                                    | Findley, Brett P     | 31 UNAT | 58.82                       | 7 | Gallagher, Liam         | 27 SPRY                                  | 54.36   | 5                                   | Gogola, Laura J          | 77 MICH | 2:03.46 |
| 8                                    | Muller, Donald H     | 34 UNAT | 59.21                       | 8 | Lentz, Graham M         | 28 TOC                                   | 55.69   | 6                                   | Rooney, Joanne T         | 79 IM   | 2:14.77 |
| <b>Heat 43 of 52 Finals</b>          |                      |         | <b>Heat 49 of 52 Finals</b> |   |                         | <b>Heat 2 of 36 Finals</b>               |         |                                     |                          |         |         |
| 2                                    | Cowen, Michael W     | 27 IM   | 1:13.46                     | 1 | Roose, Taylor C         | 21 IM                                    | 1:08.77 | 1                                   | Case, Mary Ann           | 73 ARIZ | 1:53.43 |
| 3                                    | Kane, Kevin          | 26 ARIZ | 1:07.26                     | 2 | Alcantar, Eduardo       | 20 PSM                                   | 1:07.35 | 2                                   | Meyers, Susan L          | 71 INDY | 1:32.92 |
| 4                                    | Barr, Matthew J      | 25 IM   | 1:05.00                     | 3 | Williamson, Eric R      | 22 HMS                                   | 1:02.44 | 3                                   | Frid, Barbara            | 71 OREG | 1:24.50 |
| 5                                    | Smith, Andrew J      | 28 UNAT | 1:06.05                     | 4 | Sullivan, Brendan S     | 23 ANBM                                  | 1:02.22 | 4                                   | Shockro, Ellen K         | 70 MESC | 1:52.62 |
| 6                                    | Bartlett, Andrew S   | 27 TPIT | 1:07.34                     | 5 | Jimenez, Ivan E         | 23 UTAH                                  | 1:02.41 | 5                                   | Dehn, Mary               | 67 MICH | 1:50.97 |
| 7                                    | Johnson, Nicholas    | 22 HMS  | 1:15.48                     | 6 | Daling, Ian N           | 21 HMS                                   | 1:07.14 | 6                                   | Hill, Marcia M           | 68 BCTM | 1:40.11 |
|                                      |                      |         |                             |   |                         | <b>Heat 3 of 36 Finals</b>               |         |                                     |                          |         |         |
|                                      |                      |         |                             |   |                         | 1 Hashimoto, Christine L 65 CMS 1:35.36  |         |                                     |                          |         |         |
|                                      |                      |         |                             |   |                         | 2 Williamson, Francine S 65 GAJA 1:28.65 |         |                                     |                          |         |         |
|                                      |                      |         |                             |   |                         | 3 Wentzel, Reemi B 67 ELG 1:28.00        |         |                                     |                          |         |         |
|                                      |                      |         |                             |   |                         | 4 Mitchell, Jeannie R 66 GOLD 1:24.65    |         |                                     |                          |         |         |
|                                      |                      |         |                             |   |                         | 5 Webb, Linda 67 SFTL 1:27.66            |         |                                     |                          |         |         |
|                                      |                      |         |                             |   |                         | 6 McDaniel, Georgia 66 IM 1:28.49        |         |                                     |                          |         |         |
|                                      |                      |         |                             |   |                         | 7 Montrella, Beverly J 66 MVN 1:29.66    |         |                                     |                          |         |         |
|                                      |                      |         |                             |   |                         | 8 Christenson, Candy J 66 WMAC 1:38.75   |         |                                     |                          |         |         |

**2013 USMS Spring National Championships, Sanction #: 163-S001**

**IU Natatorium, Indianapolis**

**Meet Program - Saturday, May 11, 2013**

**Heat 4 (#28 Women 100 Yard IM)**

|   |                   |         |         |
|---|-------------------|---------|---------|
| 1 | Dummer, Gail M    | 62 MICH | 1:57.45 |
| 2 | Kern, Marnie Q    | 60 LYT3 | 1:37.43 |
| 3 | Tyler, A Susan    | 64 SNM  | 1:32.49 |
| 4 | Douglass, Marilyn | 63 SAMY | 1:30.28 |
| 5 | Hummel, Barbara R | 61 NEM  | 1:30.30 |
| 6 | Boling, Pat       | 60 ISWM | 1:35.18 |
| 7 | Myer, Cynthia J   | 60 IMSC | 1:39.74 |

**Heat 5 of 36 Finals**

|   |                     |         |         |
|---|---------------------|---------|---------|
| 1 | Merena, Elizabeth J | 60 BCTM | 1:28.93 |
| 2 | Coellner, Deb S     | 62 WMST | 1:21.38 |
| 3 | Wolff, Melinda S    | 60 1776 | 1:16.41 |
| 4 | Davis, Charlotte M  | 63 PSM  | 1:10.50 |
| 5 | Lewis, Kathleen     | 61 TPIT | 1:15.23 |
| 6 | Church, Barbara E   | 61 MICH | 1:20.41 |
| 7 | Kastberg, Ann       | 60 OREG | 1:24.40 |
| 8 | Francis, Susan A    | 60 INDY | 1:30.00 |

**Heat 6 of 36 Finals**

|   |                      |         |         |
|---|----------------------|---------|---------|
| 2 | Breitwieser, Maren R | 58 INDY | 3:00.00 |
| 3 | Burbridge, Ann       | 57 DAMM | 1:35.69 |
| 4 | Eastridge, Joannie W | 58 MICH | 1:34.40 |
| 5 | Moore, Mary          | 56 MGM  | 1:35.32 |
| 6 | Miller, Cindy A      | 59 COLE | 1:53.10 |

**Heat 7 of 36 Finals**

|   |                   |         |         |
|---|-------------------|---------|---------|
| 1 | Kulak, Marilyn    | 57 MGM  | 1:30.65 |
| 2 | Childers, Judy A  | 59 GSMS | 1:28.77 |
| 3 | Quinn, Phyllis E  | 57 TOC  | 1:25.20 |
| 4 | Blatt, Cindy S    | 59 VCM  | 1:23.57 |
| 5 | Guins, Ann H      | 59 SYSM | 1:23.82 |
| 6 | Winck, Patty K    | 57 NSC  | 1:25.58 |
| 7 | Mickunas, Karen P | 58 VMST | 1:28.91 |
| 8 | Lees, Terri A     | 59 MOVY | 1:33.13 |

**Heat 8 of 36 Finals**

|   |                   |         |         |
|---|-------------------|---------|---------|
| 1 | Ehrke, Nancy L    | 59 WMAC | 1:22.58 |
| 2 | Del Greco, Jane B | 56 IM   | 1:22.25 |
| 3 | Haynie, Dee A     | 58 TOC  | 1:21.34 |
| 4 | Penney, Debra S   | 55 UTAH | 1:20.00 |
| 5 | Watts, Sue N      | 58 1776 | 1:20.14 |
| 6 | Roesch, Susan E   | 55 MICH | 1:21.46 |
| 7 | Turner, Lisa M    | 55 UNAT | 1:22.41 |
| 8 | Thomas, Barbara   | 57 O*H* | 1:23.54 |

**Heat 9 of 36 Finals**

|   |                     |         |         |
|---|---------------------|---------|---------|
| 1 | Murray, Gail C      | 55 SKY  | 1:18.57 |
| 2 | Cavanaugh, Debbie D | 55 GOLD | 1:13.00 |
| 3 | Noyes, Penny P      | 58 SKY  | 1:11.01 |
| 4 | Granger, Traci S    | 55 LAPS | 1:08.00 |
| 5 | Estel, Beth A       | 57 NEM  | 1:10.13 |
| 6 | Ritter, Susan M     | 56 CSMT | 1:12.73 |
| 7 | Alton, Dale         | 55 GAJA | 1:18.00 |
| 8 | Barnes, Pat         | 55 INDY | 1:19.33 |

**Heat 10 of 36 Finals**

|   |                  |         |         |
|---|------------------|---------|---------|
| 2 | Amelon, Mitzi C  | 50 MICH | 2:03.92 |
| 3 | Cushman, Susan   | 50 LVM  | 1:33.94 |
| 4 | Grebe, Suzanne   | 51 MICH | 1:29.11 |
| 5 | Sedivy, Angela M | 50 NAM  | 1:30.37 |
| 6 | Vollmer, Patti L | 51 CSC  | 1:36.13 |

**Heat 11 of 36 Finals**

|   |                     |         |         |
|---|---------------------|---------|---------|
| 1 | Wigal, Cecelia M    | 50 RATS | 1:23.87 |
| 2 | Stratton, Christine | 54 IM   | 1:20.78 |
| 3 | Hanas, Loree L      | 50 DLMA | 1:19.79 |
| 4 | Vaiden, Nancy A     | 53 NORT | 1:19.01 |
| 5 | Soltys, Kristin     | 52 IM   | 1:19.27 |
| 6 | Bolda, Barbara      | 51 MMA  | 1:20.64 |
| 7 | Adler, Devin        | 52 ANBM | 1:22.53 |
| 8 | Marshall, B J       | 50 PCST | 1:25.00 |

**Heat 12 of 36 Finals**

|   |                    |         |         |
|---|--------------------|---------|---------|
| 1 | Schwartz, Lisa     | 50 IM   | 1:18.16 |
| 2 | Miller, Patricia M | 52 VMST | 1:14.48 |
| 3 | Campbell, Ellen A  | 50 CMS  | 1:13.67 |
| 4 | Bowen, Kris        | 51 INDY | 1:12.89 |
| 5 | Sutherland, Erica  | 53 LVAM | 1:12.98 |
| 6 | Young, Barbara A   | 50 NCMS | 1:14.14 |
| 7 | Scott, Sheryl L    | 50 NEM  | 1:17.41 |
| 8 | Burton, Kim L      | 50 MVN  | 1:18.54 |

**Heat 13 of 36 Finals**

|   |                       |         |         |
|---|-----------------------|---------|---------|
| 1 | Norwood, Roberta W    | 53 INDY | 1:11.50 |
| 2 | Block, Andrea J       | 51 IM   | 1:10.33 |
| 3 | Voorhees, Carolyn C   | 51 NBAC | 1:08.84 |
| 4 | Livingston, Leslie C  | 51 GMUP | 1:04.25 |
| 5 | Crouch, Kim           | 51 CMS  | 1:06.33 |
| 6 | Groselle, Laura L     | 52 SYSM | 1:09.79 |
| 7 | Petersen, Stephanie O | 51 SLAM | 1:10.50 |
| 8 | Noble, Suzanne M      | 50 MICH | 1:11.77 |

**Heat 14 of 36 Finals**

|   |                      |         |         |
|---|----------------------|---------|---------|
| 2 | O'Connor, Kelley J   | 45 DLMA | 1:19.00 |
| 3 | Michel, Emmanuelle J | 46 MICH | 1:16.99 |
| 4 | Londergon, Katherine | 48 JPD  | 1:16.17 |
| 5 | Smar, Susan          | 49 ELG  | 1:16.72 |
| 6 | Mestecky, Rowan      | 46 REDT | 1:17.05 |

**Heat 15 of 36 Finals**

|   |                  |         |         |
|---|------------------|---------|---------|
| 1 | Quillen, Diane E | 49 NCMS | 1:15.45 |
| 2 | Roose, Lynn R    | 49 IM   | 1:15.19 |
| 3 | Karlin, Olivia   | 49 WH2O | 1:14.94 |
| 4 | Sullivan, Suna   | 46 PSM  | 1:14.71 |
| 5 | Clark, Dawn      | 48 SPM  | 1:14.72 |
| 6 | Davies, Anne C   | 49 OREG | 1:15.00 |
| 7 | Smith, Liesl G   | 48 IM   | 1:15.43 |
| 8 | Whitaker, Lisa C | 49 DLMA | 1:16.12 |

**Heat 16 of 36 Finals**

|   |                    |         |         |
|---|--------------------|---------|---------|
| 1 | Gillman, Andrea    | 45 TULS | 1:14.23 |
| 2 | Strauss, Beth A    | 47 NCMJ | 1:13.00 |
| 3 | Wenner, Kelly A    | 47 MGM  | 1:12.92 |
| 4 | Kupan, Cheryl A    | 48 SPM  | 1:11.78 |
| 5 | Simmons, Cheryl A  | 46 ROSE | 1:11.90 |
| 6 | Chessen, Christine | 46 TOC  | 1:12.98 |
| 7 | Tracy, Robin C     | 49 DKTA | 1:13.48 |
| 8 | Stern, Jill P      | 48 USF  | 1:14.60 |

**Heat 17 of 36 Finals**

|   |                    |         |         |
|---|--------------------|---------|---------|
| 1 | Gass, Melissa      | 45 NCMS | 1:09.45 |
| 2 | Welting, Laureen K | 47 TOC  | 1:06.80 |
| 3 | Popps, Corrin C    | 48 MICH | 1:05.34 |
| 4 | Willeboordse, Fall | 47 BCTM | 1:00.19 |
| 5 | Caterson, Gretchen | 46 SCA  | 1:03.00 |
| 6 | Wager, Susan       | 47 REDT | 1:06.00 |
| 7 | McPherson, Chris A | 45 NASH | 1:07.17 |
| 8 | Dixon, Lou Ann     | 45 GRIN | 1:11.40 |

**Heat 18 of 36 Finals**

|   |                     |         |         |
|---|---------------------|---------|---------|
| 1 | Smith, Amy          | 41 ISWM | 1:50.22 |
| 2 | Averill, Tammy      | 43 UNAT | 1:18.31 |
| 3 | Carter, Eddie C     | 42 NCMS | 1:16.95 |
| 4 | Haberstich, Carrie  | 41 IM   | 1:14.77 |
| 5 | Gutgsell, Kristin E | 42 SWIN | 1:15.96 |
| 6 | Reidenga, Lisa B    | 41 IM   | 1:18.00 |
| 7 | Carter, Kelly       | 43 MVN  | 1:25.49 |

**Heat 19 of 36 Finals**

|   |                             |         |         |
|---|-----------------------------|---------|---------|
| 1 | Thompson, Amy W             | 42 TOC  | 1:14.59 |
| 2 | Ihrke, Amber                | 42 IM   | 1:13.21 |
| 3 | Matsumura, LeAnn H          | 40 WOW  | 1:13.00 |
| 4 | Buckley-Kornatz, Jennifer A | 41 NCMS | 1:12.28 |
| 5 | Naylor, Helen               | 44 VSM  | 1:12.54 |
| 6 | Petyk, Jennifer R           | 41 CHAR | 1:13.21 |
| 7 | Verville, Julia H           | 40 ISWM | 1:13.68 |
| 8 | Bishop, Laura J             | 40 BUMS | 1:14.74 |

**Heat 20 of 36 Finals**

|   |                   |         |         |
|---|-------------------|---------|---------|
| 1 | Beeman, Ashley C  | 41 CONN | 1:10.80 |
| 2 | Saribalas, Amy M  | 40 NAM  | 1:10.50 |
| 3 | Duggan, Karen L   | 42 WCM  | 1:08.50 |
| 4 | Goodale, Rainy M  | 43 NEM  | 1:07.30 |
| 5 | Wyatt, Tricia M   | 43 NEM  | 1:07.98 |
| 6 | Reece, Margaret E | 41 CHIC | 1:09.00 |
| 7 | Hall, Julie A     | 44 WMAC | 1:10.66 |
| 8 | Havice, Natalie   | 40 CSI  | 1:10.86 |

**Heat 21 of 36 Finals**

|   |                     |         |         |
|---|---------------------|---------|---------|
| 1 | Cleven, Detra R     | 44 BASC | 1:06.21 |
| 2 | Seavall, Kelly J    | 44 CMS  | 1:05.59 |
| 3 | Legaspi, Kelly A    | 41 SFTL | 1:05.00 |
| 4 | Seider, Wenke K     | 43 OJAI | 1:00.76 |
| 5 | McCurdy, Tracy C    | 44 NEM  | 1:03.91 |
| 6 | Nieto, Alexandra    | 40 SKY  | 1:05.42 |
| 7 | Reichart, Christine | 42 CSC  | 1:05.86 |
| 8 | Mantonya, Becky W   | 40 LMAO | 1:06.45 |

**Heat 22 of 36 Finals**

|   |                       |         |         |
|---|-----------------------|---------|---------|
| 1 | Malison, Lindsay      | 34 T-26 | 1:33.22 |
| 2 | Phillips, Stephanie A | 32 INDY | 1:17.00 |
| 3 | Gallant, Jennifer K   | 34 NAST | 1:16.58 |
| 4 | Sorget, Genna         | 32 WLAC | 1:27.80 |
| 5 | Viencck, Jenifer J    | 37 UNAT | 1:20.00 |
| 6 | Moore, Elizabeth      | 37 INDY | 1:15.80 |
| 7 | Parey, Christine M    | 35 NAM  | 1:19.54 |
| 8 | Corp, Lynette         | 35 SCMI | 1:21.42 |

## 2013 USMS Spring National Championships, Sanction #: 163-S001

## IU Natatorium, Indianapolis

## Meet Program - Saturday, May 11, 2013

|  |                              |         |                             |                             |                          |                             |         |                    |                        |         |         |  |
|--|------------------------------|---------|-----------------------------|-----------------------------|--------------------------|-----------------------------|---------|--------------------|------------------------|---------|---------|--|
| <b>Heat 23 (#28 Women 100 Yard IM)</b> |                              |         | <b>Heat 29 of 36 Finals</b> |                             |                          | <b>Heat 36 of 36 Finals</b> |         |                    |                        |         |         |  |
| 1                                      | Erpelding, Meghan N          | 36 MICH | 1:15.59                     | 1                           | Findlay, Kirsty J        | 27 INDY                     | 1:35.00 | 1                  | Queen, Alison          | 18 GMUP | 1:05.50 |  |
| 2                                      | Trager Bohley, Kimberly D    | 39 INDY | 1:14.27                     | 2                           | Klemm, Sarah             | 29 ELG                      | 1:14.35 | 2                  | Turner, Katy C         | 23 MARY | 1:04.45 |  |
| 3                                      | Humphrey, Laura E            | 38 SKY  | 1:13.82                     | 3                           | Scannell, Colleen        | 27 BUMS                     | 1:11.00 | 3                  | Saulters, Nicole K     | 23 MMA  | 1:03.56 |  |
| 4                                      | Cross, Mackinley L           | 36 CBA  | 1:13.45                     | 4                           | Johnson, Robyn           | 26 DAC                      | 1:09.02 | 4                  | Spencer, Rachel        | 20 UTAH | 1:02.31 |  |
| 5                                      | Noffsinger-Frazier, Nicole A | 37 UNAT | 1:13.76                     | 5                           | Webb, Amy K              | 26 AWJ                      | 1:09.89 | 5                  | Elliott, Cristina      | 20 THT  | 1:03.16 |  |
| 6                                      | Hartsock, Jane A             | 35 CHGO | 1:14.11                     | 6                           | Messina, Lindsay R       | 26 REDT                     | 1:12.80 | 6                  | Kopacka, Ryann         | 24 GAJA | 1:04.19 |  |
| 7                                      | Fauquher, Sara               | 35 INDY | 1:15.24                     | 7                           | Linn-Hartley, Jennifer M | 28 MICH                     | 1:22.49 | 7                  | Raatz, Katherine       | 24 TOC  | 1:04.99 |  |
| 8                                      | Kreusel, Karen               | 36 MICH | 1:15.62                     | <b>Heat 30 of 36 Finals</b> |                          |                             | 8       | Freundreis, Lauren | 24 ROSE                | 1:05.84 |         |  |
| <b>Heat 24 of 36 Finals</b>            |                              |         | 1                           | Savage, April G             | 29 SWIF                  | 1:07.99                     |         |                    |                        |         |         |  |
| 1                                      | Hoover, Molly                | 36 JPD  | 1:12.35                     | 2                           | Sitarz, Rachel A         | 28 ISWM                     | 1:07.19 |                    |                        |         |         |  |
| 2                                      | Strickland, Erin M           | 37 ZAM  | 1:11.79                     | 3                           | Hanson, Erika L          | 25 TOC                      | 1:07.00 |                    |                        |         |         |  |
| 3                                      | Messenger, Shelly E          | 36 CON  | 1:10.84                     | 4                           | Sobecki, Megan E         | 27 INDY                     | 1:06.83 |                    |                        |         |         |  |
| 4                                      | Stich, Chris S               | 36 WMAC | 1:10.25                     | 5                           | Capizzi, Stefanie        | 26 ROSE                     | 1:06.87 |                    |                        |         |         |  |
| 5                                      | Ganim, Laura E               | 36 HURY | 1:10.50                     | 6                           | Zinsli, Samantha         | 25 AKMS                     | 1:07.00 |                    |                        |         |         |  |
| 6                                      | Lawrie, Dawn J               | 37 SNM  | 1:11.40                     | 7                           | Brandon, Celeste A       | 29 BLU                      | 1:07.80 |                    |                        |         |         |  |
| 7                                      | Sutherland, Kristin L        | 38 NIAG | 1:12.05                     | 8                           | Riggs, Lindsay           | 25 INDY                     | 1:09.01 |                    |                        |         |         |  |
| 8                                      | Wright, Shelby L             | 39 SCMI | 1:13.25                     | <b>Heat 31 of 36 Finals</b> |                          |                             | 1       | Thomas, Desiree    | 25 O*H*                | 1:06.50 |         |  |
| <b>Heat 25 of 36 Finals</b>            |                              |         | 2                           | Caudill, Sarah E            | 25 INDY                  | 1:05.69                     | 2       | Caudill, Sarah E   | 25 INDY                | 1:05.69 |         |  |
| 1                                      | Framke, Erin C               | 39 CMS  | 1:09.79                     | 3                           | Gill, Meg B              | 28 TOC                      | 1:05.40 | 3                  | Gill, Meg B            | 28 TOC  | 1:05.40 |  |
| 2                                      | Crawford, Ashley D           | 35 BSLM | 1:09.40                     | 4                           | Madeira, Isabel          | 26 WLAC                     | 1:05.00 | 4                  | Madeira, Isabel        | 26 WLAC | 1:05.00 |  |
| 3                                      | Bednarik, Miriam             | 36 IM   | 1:05.28                     | 5                           | Schneider, Leah R        | 28 ARIZ                     | 1:05.25 | 5                  | Schneider, Leah R      | 28 ARIZ | 1:05.25 |  |
| 4                                      | Brancato, Beth               | 35 UNAT | 1:03.99                     | 6                           | Erickson, Lauren         | 28 VSM                      | 1:05.63 | 6                  | Erickson, Lauren       | 28 VSM  | 1:05.63 |  |
| 5                                      | Limke, Tobi L                | 38 NBAC | 1:04.01                     | 7                           | Madgiak, Jen L           | 27 IM                       | 1:06.19 | 7                  | Madgiak, Jen L         | 27 IM   | 1:06.19 |  |
| 6                                      | Perez, Sarah M               | 37 WMAC | 1:06.52                     | 8                           | Gottlieb, Emilee R       | 26 BUMS                     | 1:06.81 | 8                  | Gottlieb, Emilee R     | 26 BUMS | 1:06.81 |  |
| 7                                      | Preston, Alexandria K        | 35 ALEX | 1:09.71                     | <b>Heat 32 of 36 Finals</b> |                          |                             | 1       | Houston, Katy      | 25 TOC                 | 1:04.00 |         |  |
| 8                                      | Lindsey, Elizabeth H         | 35 NCMS | 1:10.25                     | 1                           | Houston, Katy            | 25 TOC                      | 1:04.00 | 2                  | Gilmore, Katie L       | 29 ALEX | 1:03.97 |  |
| <b>Heat 26 of 36 Finals</b>            |                              |         | 2                           | Gilmore, Katie L            | 29 ALEX                  | 1:03.97                     | 3       | Freed, Karen       | 28 MOST                | 1:01.99 |         |  |
| 1                                      | Hornik, Mary T               | 33 IM   | 1:15.46                     | 3                           | Freed, Karen             | 28 MOST                     | 1:01.99 | 4                  | O'Leary, Britta        | 28 AWJ  | 59.99   |  |
| 2                                      | Tressler, Randi L            | 30 UNAT | 1:12.30                     | 4                           | O'Leary, Britta          | 28 AWJ                      | 59.99   | 5                  | Smith, Erica           | 26 UNAT | 1:01.89 |  |
| 3                                      | Quattropani, LeeAnne         | 34 MTMS | 1:11.90                     | 5                           | Smith, Erica             | 26 UNAT                     | 1:01.89 | 6                  | Davidoff, Cara         | 27 TOC  | 1:03.29 |  |
| 4                                      | Perrottet, Jennifer K        | 33 NCMS | 1:11.15                     | 6                           | Davidoff, Cara           | 27 TOC                      | 1:03.29 | 7                  | Ripley, Rachel M       | 28 INDY | 1:04.00 |  |
| 5                                      | Seidler, Mindy E             | 33 WMAC | 1:11.20                     | 7                           | Ripley, Rachel M         | 28 INDY                     | 1:04.00 | 8                  | Carlson, Megan M       | 29 INDY | 1:04.75 |  |
| 6                                      | Banning, Amber               | 30 VALM | 1:12.24                     | <b>Heat 33 of 36 Finals</b> |                          |                             | 3       | Read, Bailey       | 19 HMS                 | 1:18.00 |         |  |
| 7                                      | Szafanski, Lisa A            | 32 MMA  | 1:14.53                     | 3                           | Read, Bailey             | 19 HMS                      | 1:18.00 | 4                  | Mickunas, Allison P    | 23 VALM | 1:17.51 |  |
| 8                                      | Sneed, Lacy C                | 30 MM   | 1:16.00                     | 4                           | Mickunas, Allison P      | 23 VALM                     | 1:17.51 | 5                  | Henderson, Katherine G | 24 MTMS | 1:17.55 |  |
| <b>Heat 27 of 36 Finals</b>            |                              |         | 5                           | Henderson, Katherine G      | 24 MTMS                  | 1:17.55                     | 6       | Reed, Bonnie       | 20 COLE                | 1:21.03 |         |  |
| 1                                      | Massey, Melissa K            | 31 RAY  | 1:10.36                     | 6                           | Reed, Bonnie             | 20 COLE                     | 1:21.03 |                    |                        |         |         |  |
| 2                                      | Sajn, Catherine              | 30 MGM  | 1:09.79                     | <b>Heat 34 of 36 Finals</b> |                          |                             | 1       | Brinkman, Abbey N  | 24 ANBM                | 1:15.68 |         |  |
| 3                                      | Wakefield, Samantha          | 30 O*H* | 1:08.05                     | 1                           | Brinkman, Abbey N        | 24 ANBM                     | 1:15.68 | 2                  | Pawloski, Shannon C    | 20 MICH | 1:15.00 |  |
| 4                                      | Downing, Jennifer            | 34 NEM  | 1:05.66                     | 2                           | Pawloski, Shannon C      | 20 MICH                     | 1:15.00 | 3                  | Harris, Julia K        | 21 INDY | 1:12.50 |  |
| 5                                      | Lastfogel, Laura L           | 30 SFTL | 1:07.87                     | 3                           | Harris, Julia K          | 21 INDY                     | 1:12.50 | 4                  | Fisher, Katelyn A      | 19 CSMT | 1:10.80 |  |
| 6                                      | Schroeter, Andrea K          | 33 SCMI | 1:08.62                     | 4                           | Fisher, Katelyn A        | 19 CSMT                     | 1:10.80 | 5                  | Miller, Leah           | 24 INDY | 1:11.27 |  |
| 7                                      | Duhaime, Susan A             | 30 MICH | 1:10.00                     | 5                           | Miller, Leah             | 24 INDY                     | 1:11.27 | 6                  | Caetano, Maggie        | 22 HMS  | 1:13.70 |  |
| 8                                      | Scheidenhelm, Drew E         | 30 ELG  | 1:10.73                     | 6                           | Caetano, Maggie          | 22 HMS                      | 1:13.70 | 7                  | Pawloski, Devon E      | 18 MICH | 1:15.01 |  |
| <b>Heat 28 of 36 Finals</b>            |                              |         | 7                           | Pawloski, Devon E           | 18 MICH                  | 1:15.01                     | 8       | FitzGerald, Erin E | 21 PSM                 | 1:16.80 |         |  |
| 1                                      | Forster, Koren P             | 34 SKY  | 1:05.20                     | <b>Heat 35 of 36 Finals</b> |                          |                             | 1       | Hanson, Hunter     | 20 HMS                 | 1:08.00 |         |  |
| 2                                      | Watanabe, Naoko              | 30 TOC  | 1:03.82                     | 1                           | Hanson, Hunter           | 20 HMS                      | 1:08.00 | 2                  | Brakora, Kelly S       | 22 UNAT | 1:07.79 |  |
| 3                                      | Hyman, Misty D               | 34 PHX  | 1:02.33                     | 2                           | Brakora, Kelly S         | 22 UNAT                     | 1:07.79 | 3                  | Sheafor, Tirion L      | 18 NCMS | 1:07.09 |  |
| 4                                      | Chance, Danielle R           | 31 BLU  | 1:00.08                     | 3                           | Sheafor, Tirion L        | 18 NCMS                     | 1:07.09 | 4                  | King, Emily            | 21 UNAT | 1:06.12 |  |
| 5                                      | Wilkins, Jillian A           | 32 BLU  | 1:01.44                     | 4                           | King, Emily              | 21 UNAT                     | 1:06.12 | 5                  | Sheafor, Haley E       | 18 NCMS | 1:06.55 |  |
| 6                                      | Grover, Mollie K             | 32 TERR | 1:02.97                     | 5                           | Sheafor, Haley E         | 18 NCMS                     | 1:06.55 | 6                  | Caldwell, Cailee       | 23 SWOM | 1:07.27 |  |
| 7                                      | Grunert, Megan L             | 30 MICH | 1:03.89                     | 6                           | Caldwell, Cailee         | 23 SWOM                     | 1:07.27 | 7                  | Miller, Lindsay        | 20 DUCK | 1:07.89 |  |
| 8                                      | Melsen, Krisie M             | 32 MINN | 1:05.34                     | 7                           | Miller, Lindsay          | 20 DUCK                     | 1:07.89 | 8                  | Hartman, Mallory       | 19 CSI  | 1:10.47 |  |

# Day 4 – Sunday, May 12

---

## Warm-up

6:30 a.m.-7:50 a.m.

## Check-in Deadline for Day 4

The 500 freestyle is a positive check-in event. Check-in may be done in person at the registration area or online at [usms.org](http://usms.org).

|              |                       |           |
|--------------|-----------------------|-----------|
| Sun., May 12 | 500 freestyle (women) | 7:00 a.m. |
|--------------|-----------------------|-----------|

### PLEASE NOTE:

If you do not check in by the deadline, you will not be seeded; there are no exceptions.

## Meet Start Time

8:00 a.m.

| Men                                   | Event                 | Women |
|---------------------------------------|-----------------------|-------|
|                                       | 500 freestyle (women) | 32    |
| 30 minute warm-up in competition pool |                       |       |
| 33                                    | 200 medley relay      | 34    |
| 35                                    | 100 backstroke        | 36    |
| 37                                    | 200 breaststroke      | 38    |
| 39                                    | 50 freestyle          | 40    |
| 41                                    | 200 IM                | 42    |
| 43                                    | 100 butterfly         | 44    |

2013 USMS Spring National Championships, Sanction #: 163-S001

IU Natatorium, Indianapolis

Psych Sheet - Sunday, May 12 2013

| #32 Women 500 Yard Freestyle |     |      |           |                              |    |      |         |                             |    |      |          |
|------------------------------|-----|------|-----------|------------------------------|----|------|---------|-----------------------------|----|------|----------|
| Name                         | Age | Club | Seed Time |                              |    |      |         |                             |    |      |          |
| 1 Modrov, Priscilla A        | 25  | HOBO | 5:11.97   | 59 Naylor, Helen             | 44 | VSM  | 5:58.78 | 120 Tourtual, Dorothy M     | 62 | BUMS | 6:50.69  |
| 2 VanWinkle, Leslie M        | 26  | UNAT | 5:12.00   | 60 Merkle, Katherine         | 30 | INDY | 5:59.96 | 121 Harbison, Audrey L      | 49 | THT  | 6:51.41  |
| 3 Gilmore, Katie L           | 29  | ALEX | 5:14.75   | 61 Pawloski, Devon E         | 18 | MICH | 6:00.75 | 122 Longwell, Katherine     | 41 | ABM  | 6:52.71  |
| 4 Kelsey, Jane M             | 37  | LRC  | 5:16.42   | 62 Barber, Amanda            | 20 | UTAH | 6:00.80 | 123 Howard, Amy             | 48 | QMST | 6:56.36  |
| 5 Davidoff, Cara             | 27  | TOC  | 5:18.12   | 63 Cimilluca, Krista         | 42 | ELG  | 6:01.06 | 124 Braaten, Kitten         | 57 | VMST | 6:56.55  |
| 6 Hernandez, Jill S          | 52  | CHIC | 5:20.55   | 64 Grilli, Tracy L           | 56 | NEM  | 6:01.56 | 125 Kreusel, Karen          | 36 | MICH | 6:56.99  |
| 7 Smith, Jody L              | 44  | OREG | 5:20.84   | 65 Watling, Carolyn          | 20 | DUCK | 6:03.14 | 126 Horton, Geraldine D     | 61 | INDY | 6:58.00  |
| 8 Zinsli, Samantha           | 25  | AKMS | 5:22.00   | 66 Nall, Glenna A            | 34 | INDY | 6:07.00 | 127 Gortowski, Debbie A     | 56 | IM   | 7:00.00  |
| 9 Jones, Eney                | 52  | DAMM | 5:23.76   | 67 Oliver, Karen M           | 53 | SALT | 6:07.00 | 128 Van Cleave, Julie M     | 54 | WMAC | 7:00.34  |
| 10 Hug, Laurie               | 48  | 1776 | 5:24.25   | 68 Spivey, Bonnie L          | 54 | MVN  | 6:07.22 | 129 Filippo, Marissa S      | 34 | GLTR | 7:02.72  |
| 11 Lloyd, Kimberly K         | 40  | NEM  | 5:25.50   | 69 Dank, Annie               | 33 | MINN | 6:07.58 | 130 McCracken, Elaine       | 50 | MMA  | 7:03.12  |
| 12 Hester, Heidi R           | 32  | PLAN | 5:25.85   | 70 O'Connor, Kelley J        | 45 | DLMA | 6:07.96 | 131 LeBourgeois, Louise     | 49 | UNAT | 7:03.30  |
| 13 Ripley, Rachel M          | 28  | INDY | 5:30.00   | 71 Lippold, Mary B           | 57 | PSM  | 6:08.00 | 132 Garcia-Bates, Tatiana   | 35 | CHAR | 7:06.78  |
| 14 Sobbecki, Megan E         | 27  | INDY | 5:30.00   | 72 Bartek, Mary C            | 49 | LSSC | 6:08.25 | 133 Caves, Judy F           | 53 | CHAR | 7:10.40  |
| 15 Lapinskas, Christina      | 27  | SCAQ | 5:30.00   | 73 Dougherty, Erin M         | 30 | REDT | 6:09.64 | 134 Stratton, Christine     | 54 | IM   | 7:11.25  |
| 16 Koch Davis, Laura K       | 36  | WMST | 5:30.30   | 74 Verville, Julia H         | 40 | ISWM | 6:09.65 | 135 Kregor, Janice          | 56 | SKY  | 7:12.58  |
| 17 Stone, Stephanie          | 46  | PCAT | 5:30.50   | 75 Zedonis, Lisa L           | 51 | INDY | 6:10.00 | 136 Knowles, Nancy C        | 55 | SWIF | 7:15.25  |
| 18 Bingham, Laura            | 35  | IM   | 5:32.69   | 76 Gutsell, Kristin E        | 42 | SWIN | 6:10.07 | 137 Bossert-Hartman, Carol  | 52 | IM   | 7:23.00  |
| 19 Liberty, Laurel M         | 31  | LIB  | 5:33.16   | 77 Van Horn Pate, Val R      | 50 | VMST | 6:10.16 | 138 Ventura, Rosa V         | 65 | SFTL | 7:27.31  |
| 20 Crawford, Ashley D        | 35  | BSLM | 5:35.10   | 78 Lowder, Kaitlyn           | 20 | PSM  | 6:12.17 | 139 Montrella, Beverly J    | 66 | MVN  | 7:27.62  |
| 21 Moore, Katie M            | 25  | MVN  | 5:35.11   | 79 Toy, Kasey                | 26 | UNAT | 6:12.18 | 140 Walker, Robin           | 57 | NAST | 7:29.44  |
| 22 Rian, Victoria L          | 46  | NAST | 5:35.78   | 80 Irish Bostic, Linda       | 49 | NCMJ | 6:12.78 | 141 Boling, Pat             | 60 | ISWM | 7:30.12  |
| 23 Taylor, Vicki             | 27  | TVM  | 5:35.90   | 81 Pfluederer, Debbie        | 43 | NAST | 6:13.41 | 142 Cushman, Susan          | 50 | LVM  | 7:34.68  |
| 24 Mullen, Rachael E         | 23  | NCMS | 5:37.83   | 82 Brown, Lisa L             | 50 | ZAM  | 6:15.00 | 143 Baldwin, Tricia A       | 22 | SKY  | 7:35.88  |
| 25 Anderson, Sydney E        | 21  | PSM  | 5:37.94   | 83 Stokes, Karin E           | 52 | NEM  | 6:15.86 | 144 Moore, Mary             | 56 | MGM  | 7:35.89  |
| 26 Webb, Amy K               | 26  | AWJ  | 5:38.67   | 84 Wilson, Ellen             | 36 | SPAW | 6:17.27 | 145 Pohlmann, Mary M        | 68 | SLAM | 7:37.79  |
| 27 Tonelli, Marlana L        | 24  | CHGO | 5:39.00   | 85 Noble, Suzanne M          | 50 | MICH | 6:18.23 | 146 Werner, Kelly           | 33 | BUMS | 7:44.28  |
| 28 Ganim, Laura E            | 36  | HURY | 5:40.00   | 86 Jensen, Sue               | 52 | NEM  | 6:18.63 | 147 Mitchell, Jeannie R     | 66 | GOLD | 7:44.42  |
| 29 Wager, Susan              | 47  | REDT | 5:41.00   | 87 Fairman, Abigail A        | 36 | REDT | 6:18.76 | 148 Johnson, Jan C          | 58 | INDY | 7:45.00  |
| 30 Block, Andrea J           | 51  | IM   | 5:42.33   | 88 Fauquher, Sara            | 35 | INDY | 6:19.31 | 149 Pawley-Kennedy, Irene K | 45 | MICH | 7:48.66  |
| 31 Klestinec, Robin L        | 51  | NAM  | 5:43.55   | 89 Miller, Celeste           | 63 | SNM  | 6:20.00 | 150 Twomey, Maura           | 56 | NEM  | 7:53.78  |
| 32 Gallagher, Kathy          | 48  | ARIZ | 5:44.11   | 90 Speer, Nancy              | 50 | VMST | 6:22.17 | 151 Guins, Ann H            | 59 | SYSM | 7:54.64  |
| 33 Bernal, Genevieve M       | 33  | WLAC | 5:44.32   | 91 Davies, Patti             | 30 | INDY | 6:23.52 | 152 Kaufmann, Karen E       | 48 | VMST | 7:59.94  |
| 34 Birnrich, Beth            | 49  | NAM  | 5:45.00   | 92 May, Jennifer L           | 44 | WMAC | 6:24.08 | 153 Durrant, Betsy          | 71 | VMST | 8:00.25  |
| 35 Steffe, Kathleen          | 50  | CMS  | 5:45.90   | 93 Arnot, Jordan A           | 31 | CHGO | 6:25.00 | 154 Van Dyke, Anne          | 60 | MICH | 8:04.57  |
| 36 Adams, Kari S             | 47  | LVM  | 5:47.78   | 94 Smart, Denise L           | 50 | TULS | 6:25.59 | 155 Bayless, Jerrilynn      | 51 | THT  | 8:06.95  |
| 37 Cleveland, Nicole L       | 24  | ABM  | 5:48.79   | 95 Harasz, Melissa           | 53 | SPM  | 6:26.28 | 156 Ott, Mary A             | 45 | INDY | 8:07.54  |
| 38 Helgesen, Kelsey L        | 22  | ROSE | 5:48.88   | 96 Haynie, Dee A             | 58 | TOC  | 6:26.71 | 157 Caron, Aagje A          | 71 | GBM  | 8:09.36  |
| 39 Natkin, Heidi             | 39  | AWJ  | 5:49.48   | 97 Murray, Gail C            | 55 | SKY  | 6:26.83 | 158 Ridout, Nancy J         | 71 | TAM  | 8:10.00  |
| 40 Hindle, Lori D            | 37  | NEM  | 5:49.50   | 98 Karlin, Olivia            | 49 | WHZO | 6:28.00 | 159 Oberg, Jane G           | 75 | CMS  | 8:10.30  |
| 41 Mathews, Erin             | 27  | MARY | 5:49.60   | 99 Knox, Terri               | 44 | WMAC | 6:29.38 | 160 Wan, Shulamite          | 29 | INDY | 8:13.54  |
| 42 Warmuth, Stacey           | 56  | VCM  | 5:50.12   | 100 Murakowski, Courtenay E  | 50 | ISWM | 6:29.43 | 161 Jordan, Betsy T         | 76 | SDSM | 8:21.88  |
| 43 Caldwell, Cailee          | 23  | SWOM | 5:50.19   | 101 Pasterczyk, Christine    | 46 | NEM  | 6:29.73 | 162 Carr, Stacie R          | 26 | MICH | 8:36.80  |
| 44 Branch, Katherine A       | 55  | NEM  | 5:52.24   | 102 Bishop, Laura J          | 40 | BUMS | 6:29.79 | 163 Shockro, Ellen K        | 70 | MESC | 8:37.19  |
| 45 Rawlins, Laura M          | 34  | IM   | 5:52.89   | 103 Hansen, Lindsey G        | 30 | DOC  | 6:29.82 | 164 Arnold, Tita            | 71 | SKY  | 8:38.39  |
| 46 Snell, Lisa V             | 32  | JYMF | 5:53.14   | 104 Hyre, Susan P            | 54 | FXCM | 6:30.00 | 165 Gordon, Marisa D        | 35 | MTSC | 9:10.00  |
| 47 VonJentzen, Emily         | 30  | KATS | 5:53.71   | 105 Rothenberg, Diane F      | 60 | O*H* | 6:30.00 | 166 Deckard, Danielle       | 43 | THT  | 9:10.00  |
| 48 Ingraham, Susan R         | 53  | MOST | 5:53.93   | 106 Viencck, Jenifer J       | 37 | UNAT | 6:30.00 | 167 Huang, Chi-Ying         | 41 | ROSE | 9:10.04  |
| 49 Corporon, Nicolle A       | 28  | CON  | 5:53.97   | 107 Matsumura, LeAnn H       | 40 | WOW  | 6:30.00 | 168 Catlin, Vicki           | 68 | SKY  | 9:30.00  |
| 50 Gray, Kelsey E            | 24  | CHRM | 5:55.24   | 108 Gernert, Karen J         | 42 | INDY | 6:32.48 | 169 Gogola, Laura J         | 77 | MICH | 9:44.18  |
| 51 Ware, Allison R           | 32  | EXCL | 5:55.32   | 109 Saint Germain, Marissa R | 22 | GLTR | 6:33.91 | 170 Smith, Amy              | 41 | ISWM | 9:45.43  |
| 52 Schickore, Jutta          | 48  | DOC  | 5:56.04   | 110 Craffey, Joan P          | 60 | AGUA | 6:35.00 | 171 Rooney, Joanne T        | 79 | IM   | 10:08.27 |
| 53 Richardson, Lindsay E     | 33  | MICH | 5:57.86   | 111 Schunk, Kari A           | 32 | NAST | 6:36.00 | 172 Vanden Brulle, Kitty    | 68 | MICH | 10:09.53 |
| 54 Sheehan, Nichole          | 34  | WLAC | 5:58.30   | 112 Bierwert, Karen          | 60 | NEM  | 6:38.81 | 173 Lisy, Cheryl L          | 54 | IPD  | 10:21.93 |
| 55 Gregory, Ellen D          | 49  | INDY | 5:58.44   | 113 Quinn, Phyllis E         | 57 | TOC  | 6:42.09 | 174 Reinke, Carol J         | 76 | WMAC | 10:22.00 |
| 56 Vanderpoel, Nicole L      | 48  | CMS  | 5:58.50   | 114 Abrams, Kathleen A       | 57 | INDY | 6:45.00 | 175 Moder, Joanne E         | 75 | WMAC | 10:24.67 |
| 57 Carlson, Megan M          | 29  | INDY | 5:58.62   | 115 Reed, Bonnie             | 20 | COLE | 6:45.38 | 176 Cospser, Sue            | 64 | INDY | 10:41.69 |
| 58 Garnier, Kathy L          | 52  | CMS  | 5:58.67   | 116 Shoenberger, Linda R     | 65 | TAM  | 6:48.16 | 177 Bogue, Sherri L         | 49 | FMM  | 10:53.25 |
|                              |     |      |           | 117 Barry, Robin B           | 46 | LVM  | 6:49.05 | 178 Hanes, Alice J          | 81 | IM   | 11:35.21 |
|                              |     |      |           | 118 Phillips, Lisa A         | 45 | THT  | 6:49.12 | 179 Kornfeld, Maurine E     | 91 | MVN  | 11:55.24 |
|                              |     |      |           | 119 Stercks, Annie           | 23 | HMS  | 6:50.00 | 180 Berning, Henrietta      | 79 | IM   | 12:04.20 |

## 2013 USMS Spring National Championships, Sanction #: 163-S001

## IU Natatorium, Indianapolis

## Meet Program - Sunday, May 12 2013

## #35 Men 100 Yard Backstroke

| Lane                       | Name                 | Age | Club | Seed | Time    |
|----------------------------|----------------------|-----|------|------|---------|
| <b>Heat 1 of 28 Finals</b> |                      |     |      |      |         |
| 3                          | Ellis, Richard       | 80  | AGUA |      | 2:07.00 |
| 4                          | McKinley, Howard M   | 91  | TOC  |      | 3:10.52 |
| 5                          | Witte, Russ          | 96  | O*H* |      | 2:50.00 |
| 6                          | Roudebush, George M  | 88  | PSM  |      | 2:40.00 |
| <b>Heat 2 of 28 Finals</b> |                      |     |      |      |         |
| 1                          | Reiman, Timothy A    | 80  | INDY |      | 1:56.00 |
| 2                          | LaFavre, Robert W    | 80  | IAMA |      | 1:48.50 |
| 3                          | Judd, Russell L      | 80  | INDY |      | 1:42.75 |
| 4                          | Mitchell, Clarke E   | 80  | GAJA |      | 1:21.16 |
| 5                          | Jones, Burwell       | 80  | SYSM |      | 1:26.00 |
| 6                          | McAree, Francis E    | 82  | INDY |      | 1:47.34 |
| 7                          | Bauman, John H       | 82  | WMAC |      | 1:52.56 |
| 8                          | Beach, Robert E      | 82  | SPM  |      | 2:00.00 |
| <b>Heat 3 of 28 Finals</b> |                      |     |      |      |         |
| 2                          | Powell, William      | 76  | SKY  |      | 1:28.49 |
| 3                          | Charlton, Allan      | 76  | MICH |      | 1:20.00 |
| 4                          | Mennen, Marty A      | 76  | INDY |      | 1:17.00 |
| 5                          | Martin, Ray G        | 75  | MICH |      | 1:19.09 |
| 6                          | Thayer, George D     | 77  | OREG |      | 1:26.20 |
| <b>Heat 4 of 28 Finals</b> |                      |     |      |      |         |
| 1                          | Wood, Craig A        | 72  | ETEX |      | 1:44.00 |
| 2                          | Shaw, James F        | 72  | RINC |      | 1:29.00 |
| 3                          | Steele, George       | 71  | AGM  |      | 1:21.68 |
| 4                          | Roddin, Hugh J       | 71  | ANCM |      | 1:13.63 |
| 5                          | Rupert, Bill         | 70  | MESC |      | 1:15.82 |
| 6                          | Burke, Thomas A      | 71  | INDY |      | 1:23.00 |
| 7                          | Learmonth, William R | 73  | O*H* |      | 1:31.15 |
| 8                          | Monahan, Richard S   | 71  | METR |      | 1:49.00 |
| <b>Heat 5 of 28 Finals</b> |                      |     |      |      |         |
| 3                          | Millholland, Carl    | 60  | WMAC |      | 1:15.59 |
| 4                          | Lewis, David W       | 61  | INDY |      | 1:13.50 |
| 5                          | Lintz, Steve         | 62  | SNM  |      | 1:14.98 |
| 6                          | Cowing, John M       | 64  | MICH |      | 1:16.00 |
| <b>Heat 6 of 28 Finals</b> |                      |     |      |      |         |
| 1                          | Smith, Dave          | 68  | ELG  |      | 1:32.96 |
| 2                          | Shaffer, Craig A     | 67  | ARIZ |      | 1:22.31 |
| 3                          | Hellmann, Stephen D  | 69  | SKY  |      | 1:18.98 |
| 4                          | Meade, Tom J         | 65  | BUMS |      | 1:18.50 |
| 5                          | Walker, Larry        | 69  | SLAM |      | 1:18.70 |
| 6                          | McColly, Michael     | 67  | PSM  |      | 1:19.00 |
| 7                          | Farmer, Michael W    | 65  | ROSE |      | 1:27.39 |
| 8                          | Spence, Thomas E     | 68  | O*H* |      | 1:58.00 |
| <b>Heat 7 of 28 Finals</b> |                      |     |      |      |         |
| 1                          | Bruce, Bob A         | 65  | OREG |      | 1:16.01 |
| 2                          | Lawrie, Jim          | 66  | SNM  |      | 1:13.81 |
| 3                          | Brzezinski, Jay      | 66  | PALM |      | 1:07.84 |
| 4                          | Wilder, Hugh         | 65  | SRM  |      | 1:02.00 |
| 5                          | Burns, Richard       | 69  | TAM  |      | 1:05.00 |
| 6                          | Bromer, Carl         | 66  | DAS  |      | 1:13.00 |
| 7                          | Parsons, Roger L     | 66  | GOLD |      | 1:15.71 |
| 8                          | Pillmore, Bill       | 65  | NCMS |      | 1:16.50 |

**Heat 8 of 28 Finals**

|   |                     |    |      |  |         |
|---|---------------------|----|------|--|---------|
| 1 | Murphy, Patrick T   | 61 | CONN |  | 1:10.98 |
| 2 | Thompson, Frank L   | 61 | MICH |  | 1:08.22 |
| 3 | Mc Conica, Jim      | 62 | VCM  |  | 1:04.15 |
| 4 | Perout, Jeffrey J   | 60 | SYSM |  | 1:02.50 |
| 5 | Mykleby, Geoff L    | 60 | WMAC |  | 1:03.00 |
| 6 | Thompson, Jim M     | 61 | INDY |  | 1:08.16 |
| 7 | Bright, David       | 60 | NEM  |  | 1:08.35 |
| 8 | Kornblatt, Daniel S | 63 | BUMS |  | 1:11.80 |

**Heat 9 of 28 Finals**

|   |                      |    |       |  |         |
|---|----------------------|----|-------|--|---------|
| 1 | Tarnapol, Pete L     | 56 | NAM   |  | 1:10.67 |
| 2 | Vogel, Matthew M     | 58 | IM    |  | 1:08.59 |
| 3 | Thoman, Henry N      | 56 | UNAT  |  | 1:07.25 |
| 4 | Davis, Thomas W      | 55 | ROSE  |  | 1:06.00 |
| 5 | Cole, Brad G         | 55 | TYNYA |  | 1:06.05 |
| 6 | Crutchfield, Randy L | 55 | NAST  |  | 1:07.30 |
| 7 | Mange, James L       | 55 | PSM   |  | 1:08.90 |
| 8 | Phinney, Scot        | 56 | IM    |  | 1:19.75 |

**Heat 10 of 28 Finals**

|   |                   |    |      |  |         |
|---|-------------------|----|------|--|---------|
| 1 | Hendrick, Marty   | 55 | SFTL |  | 1:05.83 |
| 2 | Jones, Judd       | 55 | GAJA |  | 1:05.32 |
| 3 | Kozlowski, Kirk E | 55 | MVM  |  | 1:05.00 |
| 4 | Ockerman, Jeff    | 58 | NASH |  | 1:01.82 |
| 5 | Holthus, Brian K  | 55 | MINN |  | 1:04.00 |
| 6 | Meyer, Kenneth G  | 57 | ELG  |  | 1:05.14 |
| 7 | Fochios, Dean T   | 59 | WMAC |  | 1:05.54 |
| 8 | Welchlin, Bob     | 56 | MOVY |  | 1:05.94 |

**Heat 11 of 28 Finals**

|   |                   |    |      |  |         |
|---|-------------------|----|------|--|---------|
| 1 | Marvin, Stu J     | 57 | 1776 |  | 1:01.50 |
| 2 | Sigfusson, Paul B | 55 | IM   |  | 1:00.90 |
| 3 | Specht, William L | 55 | SPM  |  | 58.92   |
| 4 | Klein, Jonathan E | 55 | NCMS |  | 57.93   |
| 5 | Shake, Scott D    | 55 | ARIZ |  | 58.80   |
| 6 | Heath, Robert H   | 56 | MAM  |  | 1:00.00 |
| 7 | Brackett, Bill A  | 55 | CMS  |  | 1:01.00 |
| 8 | Graham, Donald    | 58 | PSM  |  | 1:01.80 |

**Heat 12 of 28 Finals**

|   |                        |    |      |  |         |
|---|------------------------|----|------|--|---------|
| 1 | Marsh, Edward T        | 48 | ELG  |  | 1:35.81 |
| 2 | Conterno, Enrique      | 46 | INDY |  | 1:10.00 |
| 3 | Wilcox, James R        | 47 | UNAT |  | 1:08.00 |
| 4 | Leatherwood, Jeffrey S | 45 | UNAT |  | 1:10.00 |
| 5 | Figg, Steven J         | 46 | IM   |  | 1:12.23 |
| 6 | Gray, Christopher A    | 53 | UNAT |  | 1:11.31 |
| 7 | Jensen, James R        | 52 | TPIT |  | 1:08.36 |
| 8 | White, Jay K           | 52 | NCMS |  | 1:19.54 |

**Heat 13 of 28 Finals**

|   |                     |    |      |  |         |
|---|---------------------|----|------|--|---------|
| 1 | Voss, Frank R       | 53 | CASC |  | 1:07.80 |
| 2 | Blommel, Gregory G  | 53 | WMAC |  | 1:07.01 |
| 3 | Baldwin, Norm C     | 50 | CSMT |  | 1:05.85 |
| 4 | Zoltick, Martin M   | 50 | FXCM |  | 1:05.50 |
| 5 | Monahan, Jim        | 50 | ANBM |  | 1:05.81 |
| 6 | Larkin, Doug        | 51 | LINS |  | 1:06.75 |
| 7 | Pegues, Lex         | 52 | ELG  |  | 1:07.35 |
| 8 | Herringer, Thomas J | 51 | DAS  |  | 1:08.00 |

**Heat 14 of 28 Finals**

|   |                    |    |      |  |         |
|---|--------------------|----|------|--|---------|
| 1 | Power, Scott       | 50 | UNAT |  | 1:02.36 |
| 2 | Gibson, Dave       | 52 | IM   |  | 1:01.00 |
| 3 | Battle, Glenn H    | 51 | FXCM |  | 59.00   |
| 4 | Wells, Brad R      | 51 | MOVY |  | 57.50   |
| 5 | Johnson, Eric A    | 52 | LRC  |  | 59.00   |
| 6 | Hiteshew, David    | 50 | CHGO |  | 1:00.50 |
| 7 | Melanson, Edward L | 50 | CMS  |  | 1:02.14 |
| 8 | McFarland, James A | 53 | NCMS |  | 1:05.00 |

**Heat 15 of 28 Finals**

|   |                      |    |      |  |         |
|---|----------------------|----|------|--|---------|
| 1 | Hopson, Bruce E      | 47 | SLAM |  | 1:03.33 |
| 2 | Mc Ginley, Patrick B | 49 | ROSE |  | 1:02.64 |
| 3 | Cordero, Billy       | 45 | CHGO |  | 1:02.45 |
| 4 | Schlichting, Randy J | 48 | HOPK |  | 1:01.24 |
| 5 | Clear, Kirk W        | 45 | VMST |  | 1:01.55 |
| 6 | Christensen, Kurt A  | 47 | MICH |  | 1:02.58 |
| 7 | Pardieck, Andrew M   | 45 | SLAM |  | 1:02.80 |
| 8 | Birnbrich, Chris L   | 49 | NAM  |  | 1:03.55 |

**Heat 16 of 28 Finals**

|   |                  |    |      |  |         |
|---|------------------|----|------|--|---------|
| 1 | Allen, Brant C   | 49 | SNM  |  | 1:00.50 |
| 2 | Jones, Brian A   | 47 | PSM  |  | 1:00.00 |
| 3 | Mehok, George K  | 45 | SYSM |  | 56.27   |
| 4 | Tuchler, Jim     | 48 | IM   |  | 54.80   |
| 5 | Davis, Ross C    | 46 | WMST |  | 55.56   |
| 6 | Segal, William N | 48 | JAM  |  | 57.94   |
| 7 | Dixon, Glenn S   | 48 | NEM  |  | 1:00.16 |
| 8 | Martin, Chris D  | 46 | NCMS |  | 1:00.95 |

**Heat 17 of 28 Finals**

|   |                       |    |      |  |         |
|---|-----------------------|----|------|--|---------|
| 2 | Scott, Ryan C         | 35 | WLAC |  | 1:04.11 |
| 3 | Brown, Adam P         | 35 | GAJA |  | 1:03.20 |
| 4 | Postlethwait, Daniel  | 38 | IM   |  | 1:03.46 |
| 5 | Leiser, Graeme M      | 36 | INDY |  | 1:04.28 |
| 6 | Zuchowski, Jonathan D | 40 | NCMJ |  | 1:09.55 |
| 7 | Sturdy, Patrick R     | 43 | MICH |  | 1:10.07 |

**Heat 18 of 28 Finals**

|   |                        |    |      |  |         |
|---|------------------------|----|------|--|---------|
| 1 | Colburn, Christopher M | 41 | ABM  |  | 1:05.50 |
| 2 | Dolence, Mike          | 40 | INDY |  | 1:04.23 |
| 3 | Stauffer, Randy A      | 43 | CON  |  | 1:03.24 |
| 4 | Hemenway, Mike P       | 44 | IM   |  | 1:02.00 |
| 5 | Carl, Scott A          | 41 | IM   |  | 1:02.22 |
| 6 | Semus, Joe             | 42 | MEDM |  | 1:03.63 |
| 7 | Bishop, Christopher R  | 41 | BUMS |  | 1:04.69 |
| 8 | Melcher, Scott         | 42 | LIB  |  | 1:06.50 |

**Heat 19 of 28 Finals**

|   |                    |    |      |  |         |
|---|--------------------|----|------|--|---------|
| 1 | Carroll, Stewart A | 43 | RAM  |  | 1:00.00 |
| 2 | Reed, Scott W      | 42 | SBM  |  | 58.00   |
| 3 | Hay, Thomas M      | 42 | PTMS |  | 55.97   |
| 4 | Mc Kay, Matthew G  | 41 | TOC  |  | 54.61   |
| 5 | Bez, Guillermo     | 40 | SWIN |  | 55.08   |
| 6 | Sumner, David M    | 42 | MVN  |  | 57.50   |
| 7 | Nance, Chad A      | 40 | SYSM |  | 58.50   |
| 8 | Callan, Sean P     | 43 | TULS |  | 1:01.08 |



2013 USMS Spring National Championships, Sanction #: 163-S001

IU Natatorium, Indianapolis

Meet Program - Sunday, May 12 2013

**Heat 20 (#35 Men 100 Yard Backstroke)**

|   |                   |         |         |
|---|-------------------|---------|---------|
| 1 | Karren, Kelly S   | 39 UTAH | 1:02.27 |
| 2 | Milton, Trevis B  | 35 GLTR | 1:01.51 |
| 3 | Maydak, Jeffrey M | 39 NAST | 59.35   |
| 4 | Alley, David W    | 38 TXLA | 59.00   |
| 5 | Nakahodo, Sidney  | 37 NCYM | 59.24   |
| 6 | Thoma, Samuel R   | 36 GLTR | 1:01.00 |
| 7 | Mirt, Chad J      | 39 ALEX | 1:02.22 |
| 8 | O'Dell, Richard S | 35 MOVY | 1:02.91 |

**Heat 21 of 28 Finals**

|   |                    |         |       |
|---|--------------------|---------|-------|
| 1 | Pecht, Ben T       | 38 VCM  | 58.25 |
| 2 | Ackermann, Ken     | 35 INDY | 57.30 |
| 3 | Mitchell, Justin W | 37 WLAC | 54.80 |
| 4 | O'Sullivan, Chris  | 38 CMS  | 53.00 |
| 5 | Papa, Ryan         | 36 MICH | 54.77 |
| 6 | Fusedale, Nick J   | 37 ROSE | 57.23 |
| 7 | Brown, Nathan Y    | 38 GAJA | 57.80 |
| 8 | Hartsock, Steve J  | 39 CHGO | 58.51 |

**Heat 22 of 28 Finals**

|   |                   |         |         |
|---|-------------------|---------|---------|
| 1 | Carrillo, Roberto | 27 IM   | 1:07.04 |
| 2 | Collins, Josiah   | 25 ART  | 1:01.65 |
| 3 | Snell, Patrick D  | 27 TPIT | 1:00.60 |
| 4 | Hunte, Jarrod A   | 29 WOO  | 59.13   |
| 5 | Alban, Doug M     | 26 NBAC | 59.18   |
| 6 | Taylor, Tim       | 26 ALEX | 1:01.58 |
| 7 | Misch, Daniel     | 27 IM   | 1:05.10 |
| 8 | Breiding, David L | 31 THT  | 1:03.66 |

**Heat 23 of 28 Finals**

|   |                     |         |         |
|---|---------------------|---------|---------|
| 1 | Kuhn, Jeremiah J    | 34 SKY  | 1:02.83 |
| 2 | Weber, Matthew J    | 33 DAS  | 59.01   |
| 3 | Hunte, Howard       | 33 WOO  | 58.79   |
| 4 | Krajewski, Thomas J | 34 SPRY | 57.50   |
| 5 | Harper, Ryan C      | 34 INDY | 57.96   |
| 6 | Anderson, Grant     | 32 ZAM  | 58.88   |
| 7 | Johnson, Robert L   | 32 UNAT | 1:01.01 |
| 8 | Tepe, Adam          | 32 CAT  | 1:03.00 |

**Heat 24 of 28 Finals**

|   |                      |         |       |
|---|----------------------|---------|-------|
| 1 | Kendig, Jamie M      | 32 SYSM | 56.85 |
| 2 | Chadeayne, Andrew    | 34 SPRY | 55.00 |
| 3 | Scheerhorn, Andrew J | 31 CAT  | 54.00 |
| 4 | Doak, Kevin          | 32 MICH | 48.93 |
| 5 | Proffitt, Jordon D   | 31 SKY  | 51.99 |
| 6 | Wight, Robert A      | 32 SWOM | 54.92 |
| 7 | Kercheval, Josh      | 32 IM   | 55.10 |
| 8 | Cuticchia, Tommie A  | 30 PLAN | 57.31 |

**Heat 25 of 28 Finals**

|   |                    |         |       |
|---|--------------------|---------|-------|
| 1 | Webb, Cameron      | 26 ART  | 58.18 |
| 2 | Erickson, John     | 28 VSM  | 58.02 |
| 3 | Vetor, Craig A     | 25 INDY | 57.06 |
| 4 | Lau, Jonathan A    | 27 CSPM | 56.72 |
| 5 | Shiosaki, Daniel T | 28 TOC  | 56.85 |
| 6 | Perrott, Bryan     | 27 ART  | 57.81 |
| 7 | Freed, Zachary     | 27 MOST | 58.10 |
| 8 | Taylor, Jonathan B | 25 TOC  | 59.00 |

**Heat 26 of 28 Finals**

|   |                    |         |       |
|---|--------------------|---------|-------|
| 1 | Weyandt, Todd F    | 25 GAJA | 56.02 |
| 2 | Gullett, Jeffrey D | 29 CMS  | 55.00 |
| 3 | Dickson, Luke J    | 28 INDY | 53.49 |
| 4 | Gallagher, Kevin C | 25 SPRY | 52.04 |
| 5 | Dorr, John W       | 29 TOC  | 53.45 |
| 6 | Gallagher, Liam    | 27 SPRY | 54.58 |
| 7 | Benoit, Matthew    | 25 TOC  | 55.50 |
| 8 | Hiskey, Justin R   | 29 MARY | 56.17 |

**Heat 27 of 28 Finals**

|   |                      |         |         |
|---|----------------------|---------|---------|
| 1 | Martinez, Nicholas R | 19 INDY | 1:01.56 |
| 2 | Deptula, Chris       | 24 MICH | 59.86   |
| 3 | Cummin, Lucas        | 20 ARKM | 58.73   |
| 4 | Broch, Billy M       | 24 MOVY | 56.80   |
| 5 | Nemesi, Joey V       | 19 ARKM | 58.50   |
| 6 | Shaheen, Luke        | 24 SYSM | 59.67   |
| 7 | Trimpe, Trevor E     | 22 UNAT | 1:00.00 |
| 8 | Phelan, Cole E       | 21 PSM  | 1:03.90 |

**Heat 28 of 28 Finals**

|   |                  |         |       |
|---|------------------|---------|-------|
| 1 | Happ, Kevin R    | 24 NCMS | 55.69 |
| 2 | Salcedo, Mat     | 18 LIEM | 54.50 |
| 3 | Smith, Bobby J   | 24 LIEM | 52.54 |
| 4 | Ferguson, Kevin  | 23 TOC  | 51.00 |
| 5 | Elliott, Andrew  | 23 BUM  | 51.26 |
| 6 | Jenrow, Robert J | 24 BUM  | 54.00 |
| 7 | Case, Alex R     | 24 ART  | 55.09 |
| 8 | Sayre, William J | 24 INDY | 56.75 |

**#36 Women 100 Yard Backstroke**

| Lane | Name | Age | Club | Seed Time |
|------|------|-----|------|-----------|
|------|------|-----|------|-----------|

**Heat 1 of 24 Finals**

|   |                     |         |         |
|---|---------------------|---------|---------|
| 3 | Kornfeld, Maurine E | 91 MVN  | 2:25.24 |
| 4 | Hanes, Alice J      | 81 IM   | 2:15.64 |
| 5 | Listug, Mary L      | 81 ARIZ | 2:46.55 |

**Heat 2 of 24 Finals**

|   |                 |         |         |
|---|-----------------|---------|---------|
| 2 | Moder, Joanne E | 75 WMAC | 2:14.88 |
| 3 | Kennedy, Judy A | 75 OMAH | 1:55.50 |
| 4 | Jordan, Betsy T | 76 SDSM | 1:36.60 |
| 5 | Walker, Laura S | 75 VMST | 1:47.31 |
| 6 | Gogola, Laura J | 77 MICH | 2:00.86 |
| 7 | Stevens, Ann B  | 79 IM   | 2:30.00 |

**Heat 3 of 24 Finals**

|   |                    |         |         |
|---|--------------------|---------|---------|
| 2 | Arnold, Tita       | 71 SKY  | 1:58.50 |
| 3 | Martin, Judy       | 70 VMST | 1:43.05 |
| 4 | Schreiner, Beth    | 72 VMST | 1:29.24 |
| 5 | Hlavacek, Ida M    | 71 VMST | 1:41.61 |
| 6 | Hunt, Ann E        | 73 MICH | 1:45.05 |
| 7 | Fasbender, Alice J | 74 SMM  | 2:40.00 |

**Heat 4 of 24 Finals**

|   |                      |         |         |
|---|----------------------|---------|---------|
| 2 | Stark, Carol R       | 64 OREG | 1:57.01 |
| 3 | Anderson, Margaret D | 61 NIAG | 1:34.00 |
| 4 | Craffey, Eileen M    | 61 NEM  | 1:34.05 |
| 5 | Conkey, Nancy        | 68 SNM  | 1:42.46 |
| 6 | Seidler, Jeanne E    | 66 WMAC | 2:48.25 |
| 7 | Whitehead, Jayne E   | 54 SWOM | 2:00.00 |

**Heat 5 of 24 Finals**

|   |                        |         |         |
|---|------------------------|---------|---------|
| 1 | Hashimoto, Christine L | 65 CMS  | 1:34.62 |
| 2 | Pohlmann, Mary M       | 68 SLAM | 1:29.13 |
| 3 | Burfeind, Betty        | 66 IM   | 1:28.39 |
| 4 | Uustal, Diann B        | 66 UNAT | 1:13.35 |
| 5 | Mitchell, Jeannie R    | 66 GOLD | 1:22.08 |
| 6 | Ventura, Rosa V        | 65 SFTL | 1:28.52 |
| 7 | Montrella, Beverly J   | 66 MVN  | 1:29.65 |
| 8 | Smollen, Carol S       | 69 MINN | 1:40.66 |

**Heat 6 of 24 Finals**

|   |                         |         |         |
|---|-------------------------|---------|---------|
| 1 | Casey, Kathrine J       | 64 PSM  | 1:29.58 |
| 2 | Douglass, Marilyn       | 63 SAMY | 1:23.03 |
| 3 | Craffey, Joan P         | 60 AGUA | 1:16.50 |
| 4 | Val, Laura B            | 61 TAM  | 1:10.00 |
| 5 | Church, Barbara E       | 61 MICH | 1:14.79 |
| 6 | Preissler, Stella       | 64 PSM  | 1:20.01 |
| 7 | Fisher Campbell, Anne E | 60 INDY | 1:28.23 |
| 8 | Stengel, Alta F         | 62 SDSM | 1:32.77 |

**Heat 7 of 24 Finals**

|   |                    |         |         |
|---|--------------------|---------|---------|
| 1 | Kulak, Marilyn     | 57 MGM  | 1:32.68 |
| 2 | Childers, Judy A   | 59 GSMS | 1:30.02 |
| 3 | Abrams, Kathleen A | 57 INDY | 1:25.00 |
| 4 | Thomas, Barbara    | 57 O*H* | 1:24.12 |
| 5 | Clair, Kathleen S  | 55 1776 | 1:29.00 |
| 6 | Turner, Lisa M     | 55 UNAT | 1:31.83 |
| 7 | Vollmer, Patti L   | 51 CSC  | 1:38.22 |
| 8 | Matysek, Anna Lea  | 52 SYSM | 1:51.00 |

**Heat 8 of 24 Finals**

|   |                      |         |         |
|---|----------------------|---------|---------|
| 1 | Roesch, Susan E      | 55 MICH | 1:22.36 |
| 2 | Larson, Linda L      | 57 SFTL | 1:17.09 |
| 3 | Cavanaugh, Debbie D  | 55 GOLD | 1:13.00 |
| 4 | Andrus-Hughes, Karen | 55 OREG | 1:06.00 |
| 5 | Warmuth, Stacey      | 56 VCM  | 1:08.83 |
| 6 | Early, Marilyn E     | 55 MICH | 1:14.73 |
| 7 | Guins, Ann H         | 59 SYSM | 1:20.74 |
| 8 | Stager, Nan H        | 58 DOC  | 1:23.45 |

**Heat 9 of 24 Finals**

|   |                     |         |         |
|---|---------------------|---------|---------|
| 1 | Childress, Sally    | 54 NAST | 1:25.85 |
| 2 | Burton, Kim L       | 50 MVN  | 1:18.86 |
| 3 | Young, Barbara A    | 50 NCMS | 1:15.43 |
| 4 | Berger-Mann, Sue D  | 53 MICH | 1:13.50 |
| 5 | Diddams, Margaret A | 51 PSM  | 1:15.04 |
| 6 | Schwartz, Lisa      | 50 IM   | 1:18.62 |
| 7 | Vaiden, Nancy A     | 53 NORT | 1:19.91 |
| 8 | Jordan, Amy         | 54 SKY  | 1:31.03 |

**Heat 10 of 24 Finals**

|   |                      |         |         |
|---|----------------------|---------|---------|
| 1 | Van Horn Pate, Val R | 50 VMST | 1:12.16 |
| 2 | Sutherland, Erica    | 53 LVAM | 1:10.40 |
| 3 | Tatnall, Suzy C      | 53 CMS  | 1:09.46 |
| 4 | Livingston, Leslie C | 51 GMUP | 1:02.61 |
| 5 | Kafka, Heidi         | 50 IM   | 1:09.35 |
| 6 | Oliver, Karen M      | 53 SALT | 1:10.00 |
| 7 | Bowen, Kris          | 51 INDY | 1:10.54 |
| 8 | Smart, Denise L      | 50 TULS | 1:13.33 |

2013 USMS Spring National Championships, Sanction #: 163-S001

IU Natatorium, Indianapolis

Meet Program - Sunday, May 12 2013

Heat 11 (#36 Women 100 Yard Backstroke)

|                         |         |         |
|-------------------------|---------|---------|
| 1 Davidson, Nancy       | 48 IM   | 1:18.60 |
| 2 Schwarm, Susan        | 49 LIB  | 1:16.92 |
| 3 Howard, Amy           | 48 QMST | 1:16.62 |
| 4 Rager, Kim            | 46 UNAT | 1:15.04 |
| 5 Stern, Jill P         | 48 USF  | 1:16.29 |
| 6 Pasterczyk, Christine | 46 NEM  | 1:16.65 |
| 7 Mestecky, Rowan       | 46 REDT | 1:16.99 |

Heat 12 of 24 Finals

|                           |         |         |
|---------------------------|---------|---------|
| 1 Gillman, Andrea         | 45 TULS | 1:14.89 |
| 2 Wolff, Celia            | 47 NCMS | 1:08.31 |
| 3 Stone, Stephanie        | 46 PCAT | 1:03.20 |
| 4 Gary, Kristin J         | 45 REDT | 59.50   |
| 5 Catson, Gretchen        | 46 SCA  | 1:00.83 |
| 6 McPherson, Chris A      | 45 NASH | 1:07.29 |
| 7 Harris, Susan           | 47 MICH | 1:10.09 |
| 8 Preitkis-Jones, Debra A | 48 NASH | 1:15.00 |

Heat 13 of 24 Finals

|                       |         |         |
|-----------------------|---------|---------|
| 1 Holt-Wilson, Mary R | 42 MESC | 1:13.39 |
| 2 Quinn, Jill A       | 40 DLMA | 1:12.80 |
| 3 Cimilluca, Krista   | 42 ELG  | 1:11.84 |
| 4 Duggan, Karen L     | 42 WCM  | 1:08.50 |
| 5 Bir, Lynne M        | 41 INDY | 1:10.00 |
| 6 Naylor, Helen       | 44 VSM  | 1:12.45 |
| 7 Hall, Julie A       | 44 WMAC | 1:13.08 |

Heat 14 of 24 Finals

|                       |         |         |
|-----------------------|---------|---------|
| 1 Seavall, Kelly J    | 44 CMS  | 1:06.22 |
| 2 Texel, Paula M      | 42 SPM  | 1:05.34 |
| 3 Smith, Jody L       | 44 OREG | 1:02.54 |
| 4 Lane, Tanya         | 41 AAAA | 1:01.10 |
| 5 Lloyd, Kimberly K   | 40 NEM  | 1:01.31 |
| 6 Reichart, Christine | 42 CSC  | 1:04.17 |
| 7 Saribalas, Amy M    | 40 NAM  | 1:06.04 |
| 8 Holland, Amy S      | 41 NCMS | 1:06.50 |

Heat 15 of 24 Finals

|                      |         |         |
|----------------------|---------|---------|
| 1 Reed, Catherine E  | 23 LIB  | 2:06.28 |
| 2 FitzGerald, Erin E | 21 PSM  | 1:16.00 |
| 3 Fisher, Katelyn A  | 19 CSMT | 1:11.50 |
| 4 Monsen, Meg        | 19 PSM  | 1:34.43 |
| 5 Rapp, Julie S      | 25 LVM  | 1:30.00 |
| 6 Findlay, Kirsty J  | 27 INDY | 1:35.00 |
| 7 Jensen, Rebecca    | 38 ELG  | 1:29.21 |

Heat 16 of 24 Finals

|                         |         |         |
|-------------------------|---------|---------|
| 1 Humphrey, Laura E     | 38 SKY  | 1:14.49 |
| 2 Fairman, Abigail A    | 36 REDT | 1:13.35 |
| 3 Strickland, Erin M    | 37 ZAM  | 1:11.22 |
| 4 Messenger, Shelly E   | 36 CON  | 1:10.00 |
| 5 Lubbers, Caroline J   | 37 GLTR | 1:11.00 |
| 6 Pettersson, Carolyn A | 36 WMAC | 1:11.26 |
| 7 Kreuzel, Karen        | 36 MICH | 1:13.80 |
| 8 Wilson, Ellen         | 36 SPAW | 1:14.86 |

Heat 17 of 24 Finals

|                         |         |         |
|-------------------------|---------|---------|
| 1 Preston, Alexandria K | 35 ALEX | 1:08.00 |
| 2 Smith, Rebecca L      | 36 BUMS | 1:05.95 |
| 3 Bingham, Laura        | 35 IM   | 1:04.90 |
| 4 Wetstone, Susan       | 39 PSM  | 1:02.01 |
| 5 Limke, Tobi L         | 38 NBAC | 1:02.23 |
| 6 Koslin, Mandy         | 36 EXCL | 1:05.46 |
| 7 Chop, Dahnya          | 38 INDY | 1:07.23 |
| 8 Stich, Chris S        | 36 WMAC | 1:08.56 |

Heat 18 of 24 Finals

|                        |         |         |
|------------------------|---------|---------|
| 1 Jones, Rose          | 34 INDY | 1:15.88 |
| 2 Wade, Holly S        | 30 INDY | 1:15.44 |
| 3 Hornik, Mary T       | 33 IM   | 1:14.04 |
| 4 Klein, Stephanie M   | 30 PMST | 1:13.32 |
| 5 Quattropani, LeeAnne | 34 MTMS | 1:13.93 |
| 6 Tepe, Rachel L       | 30 CAT  | 1:14.27 |
| 7 Sarbacher, Sarah     | 33 EXCL | 1:15.55 |
| 8 Hansen, Lindsey G    | 30 DOC  | 1:18.50 |

Heat 19 of 24 Finals

|                        |         |         |
|------------------------|---------|---------|
| 1 Dank, Annie          | 33 MINN | 1:12.80 |
| 2 Winters, Alison M    | 33 WMAC | 1:11.24 |
| 3 Perrotet, Jennifer K | 33 NCMS | 1:09.58 |
| 4 Pallo, Cassy         | 31 MOVY | 1:08.37 |
| 5 Hester, Heidi R      | 32 PLAN | 1:08.57 |
| 6 Schroeter, Andrea K  | 33 SCMI | 1:09.99 |
| 7 Sheehan, Nichole     | 34 WLAC | 1:11.72 |
| 8 Swope, Danielle R    | 34 NAST | 1:13.00 |

Heat 20 of 24 Finals

|                         |         |         |
|-------------------------|---------|---------|
| 1 Downing, Jennifer     | 34 NEM  | 1:05.25 |
| 2 Hyman, Misty D        | 34 PHX  | 1:03.23 |
| 3 Watanabe, Naoko       | 30 TOC  | 1:02.11 |
| 4 Chance, Danielle R    | 31 BLU  | 1:00.74 |
| 5 Grover, Mollie K      | 32 TERR | 1:01.68 |
| 6 Vucinich, Elizabeth A | 32 WH20 | 1:02.50 |
| 7 Wakefield, Samantha   | 30 O*H* | 1:04.89 |
| 8 Zerhusen, Megan       | 33 SKY  | 1:06.75 |

Heat 21 of 24 Finals

|                     |         |         |
|---------------------|---------|---------|
| 1 Stanilova, Tsveta | 27 MESC | 1:10.37 |
| 2 Reeder, Lauren M  | 25 IM   | 1:10.00 |
| 3 Houston, Katy     | 25 TOC  | 1:08.00 |
| 4 Madgiak, Jen L    | 27 IM   | 1:07.60 |
| 5 Teller, Jordan    | 29 BOZE | 1:07.62 |
| 6 Wang, Stephanie   | 25 NAST | 1:09.89 |
| 7 Cush, Rachel      | 28 MICH | 1:10.10 |
| 8 Hollies, Natalie  | 27 INDY | 1:12.03 |

Heat 22 of 24 Finals

|                             |         |         |
|-----------------------------|---------|---------|
| 1 Riggs, Lindsay            | 25 INDY | 1:07.42 |
| 2 Brandon, Celeste A        | 29 BLU  | 1:06.59 |
| 3 Taylor, Vicki             | 27 TVM  | 1:02.66 |
| 4 O'Donnell-McCarthy, Fiona | 26 TOC  | 59.95   |
| 5 O'Leary, Britta           | 28 AWJ  | 59.99   |
| 6 Thomas, Desiree           | 25 O*H* | 1:05.82 |
| 7 Erickson, Lauren          | 28 VSM  | 1:07.01 |
| 8 Kelly, Kaymee             | 28 GSMS | 1:07.57 |

Heat 23 of 24 Finals

|                            |         |         |
|----------------------------|---------|---------|
| 1 Arnold, Haley M          | 24 COLE | 1:09.77 |
| 2 Margolin, Michelle L     | 22 DUCK | 1:09.00 |
| 3 Shockey, Kayla           | 19 UNAT | 1:08.48 |
| 4 Treece, Lindsay K        | 23 NCMS | 1:06.73 |
| 5 Brink, Opal E            | 18 QMST | 1:08.43 |
| 6 St. Sauveur, Katelyn     | 24 EDIN | 1:08.60 |
| 7 Saint Germain, Marissa R | 22 GLTR | 1:09.28 |
| 8 Miller, Leah             | 24 INDY | 1:11.26 |

Heat 24 of 24 Finals

|                        |         |         |
|------------------------|---------|---------|
| 1 Ryan, Sarah A        | 23 LIEM | 1:03.74 |
| 2 Kopacka, Ryann       | 24 GAJA | 1:02.95 |
| 3 Saulters, Nicole K   | 23 MMA  | 1:00.48 |
| 4 Anderson, Abigail L  | 23 MTSC | 56.35   |
| 5 Spencer, Rachel      | 20 UTAH | 1:00.45 |
| 6 Elliott, Cristina    | 20 THT  | 1:02.22 |
| 7 Gramelspacher, Maria | 24 SWIN | 1:03.45 |
| 8 Brakora, Kelly S     | 22 UNAT | 1:06.38 |

#37 Men 200 Yard Breaststroke

| Lane                       | Name                 | Age | Club | Seed Time |
|----------------------------|----------------------|-----|------|-----------|
| <b>Heat 1 of 24 Finals</b> |                      |     |      |           |
| 1                          | Bauman, John H       | 82  | WMAC | 4:48.62   |
| 2                          | Burgess, H. William  | 84  | HIMA | 4:15.38   |
| 3                          | Woods, Albert H      | 84  | GAJA | 3:55.36   |
| 4                          | LaFavre, Robert W    | 80  | IAMA | 4:07.00   |
| 5                          | Knowles, Percy       | 82  | SWIF | 4:22.94   |
| 8                          | Larson, E Ole        | 92  | NCMS | 5:04.47   |
| <b>Heat 2 of 24 Finals</b> |                      |     |      |           |
| 1                          | Ouchakof, Vladimir I | 89  | CONN | 17:00.00  |
| 3                          | Witte, Russ          | 96  | O*H* | 6:20.00   |
| 4                          | Haartz, F H Ted      | 85  | ARIZ | 4:30.00   |
| <b>Heat 3 of 24 Finals</b> |                      |     |      |           |
| 1                          | Easterla, David A    | 75  | MOVY | 4:01.59   |
| 2                          | Fasbender, Barry A   | 75  | STAN | 3:39.41   |
| 3                          | May, George          | 75  | WMAC | 3:32.24   |
| 4                          | Costill, David       | 77  | INDY | 3:08.77   |
| 5                          | Stolz, Hal F         | 78  | GAJA | 3:20.92   |
| 6                          | Good, Larry A        | 79  | SLAM | 3:35.35   |
| 7                          | Medici, John C       | 75  | O*H* | 3:42.80   |
| 8                          | Riddle, Peter E      | 75  | SDSM | 4:45.84   |
| <b>Heat 4 of 24 Finals</b> |                      |     |      |           |
| 2                          | Learmonth, William R | 73  | O*H* | 4:16.69   |
| 3                          | Burgess, Thom        | 70  | CMS  | 3:30.00   |
| 4                          | Freshley, Mike R     | 72  | SDSM | 2:51.10   |
| 5                          | Gernstein, Terry M   | 70  | VMST | 3:15.64   |
| 6                          | Eisenklam, Peter A   | 70  | MMAC | 3:59.66   |
| 7                          | Witte, James R       | 57  | O*H* | 3:07.58   |
| <b>Heat 5 of 24 Finals</b> |                      |     |      |           |
| 1                          | Pohlmann, John T     | 69  | SLAM | 3:25.46   |
| 2                          | Noble, Dave N        | 69  | MOVY | 3:14.67   |
| 3                          | Hunt, Larry          | 65  | SKY  | 3:09.40   |
| 4                          | Corris, Robert B     | 68  | WMAC | 3:00.67   |
| 5                          | Harris, Howard M     | 68  | SLAM | 3:07.18   |
| 6                          | Fuenmayor, Jose      | 69  | UNAT | 3:13.20   |
| 7                          | Terkel, Lawrence A   | 65  | O*H* | 3:20.76   |
| 8                          | Desserich, Russ W    | 69  | INDY | 5:42.06   |

**2013 USMS Spring National Championships, Sanction #: 163-S001**

**IU Natatorium, Indianapolis**

**Meet Program - Sunday, May 12 2013**

**Heat 6 (#37 Men 200 Yard Breaststroke)**

|   |                   |    |      |         |
|---|-------------------|----|------|---------|
| 1 | Lee, Charles B    | 69 | THT  | 2:59.37 |
| 2 | Andersen, Peter   | 69 | SDSM | 2:52.68 |
| 3 | Frost, Kenneth A  | 68 | TAM  | 2:42.50 |
| 4 | Strand, Robert    | 67 | ROSE | 2:31.00 |
| 5 | Wendt, George F   | 65 | CHGO | 2:40.77 |
| 6 | Lawrie, Jim       | 66 | SNM  | 2:49.21 |
| 7 | Miller, Douglas K | 66 | INDY | 2:57.00 |
| 8 | Pillmore, Bill    | 65 | NCMS | 3:00.17 |

**Heat 7 of 24 Finals**

|   |                     |    |      |         |
|---|---------------------|----|------|---------|
| 1 | Boyle, Michael F    | 61 | RMST | 3:44.06 |
| 2 | Bovard, Ralph S     | 60 | MINN | 2:59.80 |
| 3 | Campana, James L    | 61 | ELG  | 2:52.50 |
| 4 | Haynes, David A     | 60 | TOC  | 2:50.00 |
| 5 | Bly, Phillip M      | 60 | INDY | 2:52.50 |
| 6 | Bauer, Craig J      | 60 | INDY | 2:56.40 |
| 7 | Witte, Ray M        | 63 | O*H* | 3:17.51 |
| 8 | McLinden, Stephen K | 57 | UNAT | 3:06.09 |

**Heat 8 of 24 Finals**

|   |                      |    |      |         |
|---|----------------------|----|------|---------|
| 1 | Batizy, Arpad        | 61 | O*H* | 2:48.43 |
| 2 | Dougherty, Michael P | 61 | BOZE | 2:46.35 |
| 3 | Haufler, Steven E    | 60 | OAM  | 2:34.58 |
| 4 | Colella, Rick        | 61 | PSM  | 2:21.01 |
| 5 | Stark, Allen L       | 64 | OREG | 2:31.33 |
| 6 | Kerns, Hubie         | 63 | VCM  | 2:34.69 |
| 7 | Kennedy, James B     | 61 | CMAM | 2:46.74 |
| 8 | Douglass, Nick       | 63 | SAMY | 2:49.12 |

**Heat 9 of 24 Finals**

|   |                    |    |      |         |
|---|--------------------|----|------|---------|
| 1 | Jennings, Cliff    | 59 | SWOM | 3:00.01 |
| 2 | Abbate, Gary A     | 58 | TPIT | 2:47.58 |
| 3 | Clark, David L     | 55 | WMAC | 2:47.11 |
| 4 | Parker, Randy J    | 58 | MICH | 2:36.00 |
| 5 | Phillips, Mike     | 56 | EXCL | 2:45.83 |
| 6 | Aumiller, Joe      | 55 | MICH | 2:47.35 |
| 7 | Mange, James L     | 55 | PSM  | 2:47.75 |
| 8 | Mattingly, Denny W | 58 | ZAM  | 3:01.32 |

**Heat 10 of 24 Finals**

|   |                      |    |      |         |
|---|----------------------|----|------|---------|
| 1 | Heinemann, William A | 55 | OREG | 2:35.15 |
| 2 | Wasserman, Neil R    | 58 | O*H* | 2:33.96 |
| 3 | Rider, Lee A         | 57 | NBA  | 2:30.00 |
| 4 | Von Hoffmann, Gerard | 57 | NOVA | 2:26.00 |
| 5 | Hemmerle, Jamie      | 57 | 1776 | 2:28.00 |
| 6 | Halley, Franklin M   | 55 | DAS  | 2:31.12 |
| 7 | Blatt, Michael J     | 57 | VCM  | 2:34.59 |
| 8 | Haberek, Cork        | 56 | SKY  | 2:35.86 |

**Heat 11 of 24 Finals**

|   |                    |    |      |         |
|---|--------------------|----|------|---------|
| 1 | Woerner, Bruce     | 50 | ELG  | 3:15.89 |
| 2 | Irmas, Todd E      | 50 | CVMM | 2:45.64 |
| 3 | Brown, Phil        | 52 | NEM  | 2:41.88 |
| 4 | Wilczak, Tom       | 52 | ELG  | 2:39.00 |
| 5 | Phillips, Daniel L | 50 | PSM  | 2:40.00 |
| 6 | Hood, Daniel C     | 52 | MICH | 2:44.72 |
| 7 | Weiss, John M      | 51 | INDY | 2:50.00 |

**Heat 12 of 24 Finals**

|   |                   |    |      |         |
|---|-------------------|----|------|---------|
| 1 | Lansden, Joe      | 50 | ARKM | 2:36.02 |
| 2 | Holland, David A  | 54 | WMAC | 2:35.00 |
| 3 | Matysek, Jim      | 53 | SYSM | 2:33.80 |
| 4 | Vargas, Daniel    | 52 | ARIZ | 2:30.53 |
| 5 | Ellingson, Eric P | 50 | UNAT | 2:32.45 |
| 6 | Lance, Doug E     | 51 | GRIN | 2:34.44 |
| 7 | McLeod, Mark A    | 53 | CSMT | 2:35.47 |
| 8 | Wright, Michael R | 50 | INDY | 2:36.88 |

**Heat 13 of 24 Finals**

|   |                        |    |      |         |
|---|------------------------|----|------|---------|
| 1 | Dyer, Andy             | 54 | AWJ  | 2:29.50 |
| 2 | Coveney, Christopher M | 50 | CMS  | 2:22.78 |
| 3 | Scott, Greg C          | 53 | CMS  | 2:18.48 |
| 4 | Guthrie, David M       | 52 | TXLA | 2:13.38 |
| 5 | Sims, David E          | 50 | IM   | 2:17.00 |
| 6 | Wennborg, Lars A       | 50 | NCMS | 2:21.92 |
| 7 | Casciato, Michael G    | 53 | 1776 | 2:26.80 |
| 8 | Biles, James B         | 52 | WMAC | 2:30.38 |

**Heat 14 of 24 Finals**

|   |                      |    |      |         |
|---|----------------------|----|------|---------|
| 2 | Mc Ginley, Patrick B | 49 | ROSE | 2:44.54 |
| 3 | Steenhuis, Harm-Jan  | 45 | SWAT | 2:42.89 |
| 4 | Brandt, Mark W       | 47 | IM   | 2:37.30 |
| 5 | Sinitz, John         | 46 | WMAC | 2:41.61 |
| 6 | Hubert, Craig J      | 48 | JAM  | 2:44.04 |

**Heat 15 of 24 Finals**

|   |                    |    |      |         |
|---|--------------------|----|------|---------|
| 1 | Gould, Tom A       | 48 | CMS  | 2:29.95 |
| 2 | Lee, Michael P     | 46 | MARY | 2:23.57 |
| 3 | Williams, Neill    | 45 | DCAC | 2:19.88 |
| 4 | Tuchler, Jim       | 48 | IM   | 2:12.80 |
| 5 | Hancock, Thomas    | 49 | RATS | 2:18.19 |
| 6 | Mugford, Stephen A | 46 | NEM  | 2:23.51 |
| 7 | Stori, Mark D      | 47 | CHGO | 2:25.00 |
| 8 | Wilcox, John       | 49 | LIB  | 2:30.00 |

**Heat 16 of 24 Finals**

|   |                    |    |      |         |
|---|--------------------|----|------|---------|
| 3 | Korzeniewski, Mike | 42 | SKY  | 2:42.54 |
| 4 | Riha, Ron          | 40 | COLE | 2:36.47 |
| 5 | Hazard, Michael J  | 44 | UNAT | 2:39.68 |
| 6 | LoCascio, Jim      | 43 | UNAT | 2:48.63 |

**Heat 17 of 24 Finals**

|   |                  |    |      |         |
|---|------------------|----|------|---------|
| 1 | Newbegin, Brian  | 44 | SCAQ | 2:33.90 |
| 2 | Mitera, Rob      | 44 | IM   | 2:30.11 |
| 3 | Weigand, TJ      | 40 | WLAC | 2:27.89 |
| 4 | Hamilton, Nathan | 44 | SNM  | 2:23.43 |
| 5 | Doherty, Todd S  | 42 | PSM  | 2:25.27 |
| 6 | Ripic, Steve     | 40 | MVN  | 2:29.03 |
| 7 | Wharton, Dave L  | 43 | NAM  | 2:30.82 |
| 8 | Rushman, CJ      | 41 | SKY  | 2:35.77 |

**Heat 18 of 24 Finals**

|   |                     |    |      |         |
|---|---------------------|----|------|---------|
| 1 | Stephens, Ryan K    | 41 | INDY | 2:22.00 |
| 2 | Goodison, Michael R | 41 | TERR | 2:16.34 |
| 3 | Solano, Abraham E   | 43 | SKY  | 2:09.24 |
| 4 | West, Steve         | 41 | NOVA | 2:00.78 |
| 5 | Torres, Todd        | 44 | NCMS | 2:07.35 |
| 6 | Lucero, Michael D   | 42 | ROSE | 2:16.22 |
| 7 | Butcher, Rob        | 40 | SYSM | 2:16.45 |
| 8 | Grotke, Kevin A     | 40 | IM   | 2:22.49 |

**Heat 19 of 24 Finals**

|   |                  |    |      |         |
|---|------------------|----|------|---------|
| 2 | Holsman, Trent T | 32 | TOC  | 2:45.19 |
| 3 | Scott, Jamie L   | 31 | BUMS | 2:31.18 |
| 4 | Hubbard, John    | 33 | INDY | 2:32.50 |
| 5 | Levake, Brian    | 38 | TPIT | 2:33.51 |
| 6 | Swope, Donald E  | 38 | NAST | 2:45.00 |

**Heat 20 of 24 Finals**

|   |                     |    |      |         |
|---|---------------------|----|------|---------|
| 1 | Abounassar, Michael | 37 | ROSE | 2:30.00 |
| 2 | Doherty, Kevin J    | 39 | CMS  | 2:26.70 |
| 3 | Mason, Michael T    | 39 | ROSE | 2:13.76 |
| 4 | Christensen, Eric B | 38 | BDO  | 2:11.05 |
| 5 | Powers, Brian V     | 38 | INDY | 2:12.00 |
| 6 | Jackson, Scott J    | 38 | NOVA | 2:24.37 |
| 7 | Kozlowski, Mark S   | 38 | IM   | 2:28.33 |
| 8 | Thiry, Michael A    | 37 | IM   | 2:30.50 |

**Heat 21 of 24 Finals**

|   |                        |    |      |         |
|---|------------------------|----|------|---------|
| 1 | Lang, Eric J           | 32 | RRM  | 2:27.00 |
| 2 | Durieux, Chad A        | 33 | ROSE | 2:19.94 |
| 3 | Wakefield, William W   | 30 | O*H* | 2:14.89 |
| 4 | Vanderkaay, Christian  | 31 | MICH | 2:08.29 |
| 5 | Rasmussen, Christian S | 34 | WCM  | 2:10.01 |
| 6 | Hunte, Rod C           | 31 | WOO  | 2:15.37 |
| 7 | Cook, Daniel A         | 34 | WLAC | 2:25.27 |
| 8 | Werner, David F        | 34 | BUMS | 2:27.72 |

**Heat 22 of 24 Finals**

|   |                    |    |      |         |
|---|--------------------|----|------|---------|
| 2 | Cowen, Michael W   | 27 | IM   | 3:01.89 |
| 3 | Ganiyev, Doston    | 25 | CMS  | 2:32.32 |
| 4 | Snell, Patrick D   | 27 | TPIT | 2:24.40 |
| 5 | Schapiro, Adam P   | 26 | SWOM | 2:24.99 |
| 6 | Delavan, Timothy M | 26 | SAWS | 2:55.00 |
| 7 | Vaughn, Derrick R  | 23 | ISWM | 2:44.15 |

**Heat 23 of 24 Finals**

|   |                 |    |      |         |
|---|-----------------|----|------|---------|
| 1 | Bower, Kenny G  | 25 | TOC  | 2:20.48 |
| 2 | Lentz, Graham M | 28 | TOC  | 2:12.76 |
| 3 | Jordan, Scott C | 27 | TNYA | 2:11.55 |
| 4 | Deery, Kyle B   | 28 | SYSM | 2:05.08 |
| 5 | Gans, Egan      | 27 | TOC  | 2:10.00 |
| 6 | Dorr, John W    | 29 | TOC  | 2:12.25 |
| 7 | Swick, John T   | 29 | ARIZ | 2:19.49 |
| 8 | Hunte, Jarrod A | 29 | WOO  | 2:23.52 |

**Heat 24 of 24 Finals**

|   |                    |    |      |         |
|---|--------------------|----|------|---------|
| 1 | Butz, Jeremy       | 24 | AGUA | 2:34.50 |
| 2 | Malony, Shawn      | 23 | SKY  | 2:23.76 |
| 3 | Thomas, Chandler P | 23 | NCMS | 2:06.67 |
| 4 | Keefer, Elliot     | 24 | BUM  | 1:59.99 |
| 5 | Puskaric, Kevin M  | 24 | IM   | 2:06.00 |
| 6 | Leo, MacGregor W   | 24 | AGUA | 2:10.50 |
| 7 | Davis, Jeff A      | 24 | UNAT | 2:25.69 |
| 8 | Alcantar, Eduardo  | 20 | PSM  | 2:34.72 |

**#38 Women 200 Yard Breaststroke**

| Lane                       | Name               | Age | Club | Seed Time |
|----------------------------|--------------------|-----|------|-----------|
| <b>Heat 1 of 16 Finals</b> |                    |     |      |           |
| 2                          | Klein, Sigi B      | 77  | SKY  | 5:36.21   |
| 3                          | Berning, Henrietta | 79  | IM   | 5:22.08   |
| 4                          | Newell, Sally      | 75  | NCMS | 3:58.52   |
| 5                          | Reinke, Carol J    | 76  | WMAC | 5:20.00   |
| 6                          | Stevens, Ann B     | 79  | IM   | 5:30.00   |

2013 USMS Spring National Championships, Sanction #: 163-S001

IU Natatorium, Indianapolis  
Meet Program - Sunday, May 12 2013

**Heat 2 (#38 Women 200 Yard Breaststroke)**

|   |                      |         |         |
|---|----------------------|---------|---------|
| 1 | Bauer, Mary I        | 65 NAM  | 4:10.30 |
| 2 | Christenson, Candy J | 66 WMAC | 3:49.40 |
| 3 | Pettijohn, Margot K  | 66 ANCM | 3:12.85 |
| 4 | Barnea, Daniela      | 69 STAN | 3:24.20 |
| 5 | Hill, Marcia M       | 68 BCTM | 4:00.00 |
| 6 | Caron, Aagje A       | 71 GBM  | 3:50.01 |
| 7 | Kowalski, Joyce      | 71 MICH | 4:35.35 |

**Heat 3 of 16 Finals**

|   |                   |         |         |
|---|-------------------|---------|---------|
| 1 | Cosper, Sue       | 64 INDY | 5:28.89 |
| 2 | Callaway, Linda   | 60 MOST | 4:15.64 |
| 3 | Craffey, Eileen M | 61 NEM  | 3:46.53 |
| 4 | Kern, Marnie Q    | 60 LYT3 | 3:39.29 |
| 5 | Myer, Cynthia J   | 60 IMSC | 3:44.71 |
| 6 | Schneider, Gary P | 60 WMAC | 4:08.82 |
| 7 | Dummer, Gail M    | 62 MICH | 4:20.00 |

**Heat 4 of 16 Finals**

|   |                      |         |         |
|---|----------------------|---------|---------|
| 1 | Smith, Melinda J     | 60 O*H* | 3:30.61 |
| 2 | Kastberg, Ann        | 60 OREG | 3:17.22 |
| 3 | Bierwert, Karen      | 60 NEM  | 3:04.25 |
| 4 | Kohn, Catherine K    | 60 SLAM | 3:00.00 |
| 5 | Lewis, Kathleen      | 61 TPIT | 3:02.16 |
| 6 | Hummel, Barbara R    | 61 NEM  | 3:09.40 |
| 7 | Merena, Elizabeth J  | 60 BCTM | 3:25.50 |
| 8 | Anderson, Margaret D | 61 NIAG | 3:35.00 |

**Heat 5 of 16 Finals**

|   |                     |         |         |
|---|---------------------|---------|---------|
| 2 | Schueckler, Leslie  | 57 BSM  | 3:56.33 |
| 3 | Baldwin, Patricia A | 57 SKY  | 3:39.18 |
| 4 | Childers, Judy A    | 59 GSMS | 3:23.78 |
| 5 | Winck, Patty K      | 57 NSC  | 3:30.70 |
| 6 | Smath, Meg          | 56 SKY  | 3:52.52 |

**Heat 6 of 16 Finals**

|   |                        |         |         |
|---|------------------------|---------|---------|
| 1 | Clair, Kathleen S      | 55 1776 | 3:21.56 |
| 2 | Del Greco, Jane B      | 56 IM   | 3:17.09 |
| 3 | Gettelfinger, Cheryl M | 55 INDY | 3:01.51 |
| 4 | Estel, Beth A          | 57 NEM  | 2:46.57 |
| 5 | Penney, Debra S        | 55 UTAH | 2:59.00 |
| 6 | Alton, Dale            | 55 GAJA | 3:02.00 |
| 7 | Ehrke, Nancy L         | 59 WMAC | 3:18.45 |
| 8 | Mickunas, Karen P      | 58 VMST | 3:23.75 |

**Heat 7 of 16 Finals**

|   |                     |         |         |
|---|---------------------|---------|---------|
| 3 | Feather, Shawn M    | 52 AGM  | 3:23.48 |
| 4 | Van Cleave, Julie M | 54 WMAC | 3:12.57 |
| 5 | Wigal, Cecelia M    | 50 RATS | 3:14.53 |
| 6 | Marshfield, Ann K   | 54 O*H* | 3:27.67 |

**Heat 8 of 16 Finals**

|   |                       |         |         |
|---|-----------------------|---------|---------|
| 1 | Kimple, Karen C       | 51 WMAC | 3:02.06 |
| 2 | Bowen, Kris           | 51 INDY | 2:57.13 |
| 3 | Petersen, Stephanie O | 51 SLAM | 2:54.50 |
| 4 | Crouch, Kim           | 51 CMS  | 2:42.33 |
| 5 | Campbell, Ellen A     | 50 CMS  | 2:50.73 |
| 6 | Speer, Nancy          | 50 VMST | 2:56.10 |
| 7 | Scott, Sheryl L       | 50 NEM  | 3:01.06 |
| 8 | Grebe, Suzanne        | 51 MICH | 3:03.79 |

**Heat 9 of 16 Finals**

|   |                   |         |         |
|---|-------------------|---------|---------|
| 1 | McClure, Pam      | 49 GAJA | 3:30.65 |
| 2 | Tracy, Robin C    | 49 DKTA | 3:06.39 |
| 3 | Sullivan, Suna    | 46 PSM  | 3:05.00 |
| 4 | Barry, Robin B    | 46 LVM  | 3:05.12 |
| 5 | Dodd, Dina        | 49 NSA  | 3:13.38 |
| 6 | Krebs, Lara E     | 39 INDY | 3:02.12 |
| 7 | Jensen, Rebecca   | 38 ELG  | 3:25.69 |
| 8 | Stutz, Kathleen J | 30 SYSM | 2:58.10 |

**Heat 10 of 16 Finals**

|   |                       |         |         |
|---|-----------------------|---------|---------|
| 1 | Wenner, Kelly A       | 47 MGM  | 2:59.87 |
| 2 | Shuck, Susie          | 47 INDY | 2:50.00 |
| 3 | Dixon, Lou Ann        | 45 GRIN | 2:45.60 |
| 4 | Popps, Corrin C       | 48 MICH | 2:38.18 |
| 5 | Strauss, Beth A       | 47 NCMJ | 2:44.50 |
| 6 | Frederic, Christine H | 48 SMS  | 2:48.15 |
| 7 | Michel, Emmanuelle J  | 46 MICH | 2:57.13 |
| 8 | Gregory, Ellen D      | 49 INDY | 3:00.89 |

**Heat 11 of 16 Finals**

|   |                    |         |         |
|---|--------------------|---------|---------|
| 1 | Carter, Kelly      | 43 MVN  | 3:15.29 |
| 2 | Postma, Terri      | 43 UNAT | 3:05.08 |
| 3 | Cantrell, Connie S | 42 MICH | 3:03.58 |
| 4 | Faure, Caroline E  | 44 PTAM | 2:56.56 |
| 5 | Haberstich, Carrie | 41 IM   | 2:58.56 |
| 6 | Keith, Lisa        | 43 PSM  | 3:03.61 |
| 7 | Clark, Inge        | 43 IM   | 3:13.29 |
| 8 | Huang, Chi-Ying    | 41 ROSE | 3:26.78 |

**Heat 12 of 16 Finals**

|   |                   |         |         |
|---|-------------------|---------|---------|
| 1 | Hall, Julie A     | 44 WMAC | 2:50.74 |
| 2 | Duggan, Karen L   | 42 WCM  | 2:40.00 |
| 3 | Goodale, Rainy M  | 43 NEM  | 2:37.92 |
| 4 | Legaspi, Kelly A  | 41 SFTL | 2:28.43 |
| 5 | Seider, Wenke K   | 43 OJAI | 2:28.50 |
| 6 | Day, Nadine K     | 42 UNAT | 2:38.60 |
| 7 | Beeman, Ashley C  | 41 CONN | 2:50.40 |
| 8 | Verville, Julia H | 40 ISWM | 2:54.39 |

**Heat 13 of 16 Finals**

|   |                       |         |         |
|---|-----------------------|---------|---------|
| 1 | Sutherland, Kristin L | 38 NIAG | 2:52.88 |
| 2 | Framke, Erin C        | 39 CMS  | 2:46.78 |
| 3 | Perez, Sarah M        | 37 WMAC | 2:32.33 |
| 4 | Koch Davis, Laura K   | 36 WMST | 2:28.39 |
| 5 | Bednarik, Miriam      | 36 IM   | 2:29.59 |
| 6 | Natkin, Heidi         | 39 AWJ  | 2:43.51 |
| 7 | Hoover, Molly         | 36 JPD  | 2:49.19 |
| 8 | Volz, Kristin R       | 39 SFTL | 2:58.03 |

**Heat 14 of 16 Finals**

|   |                       |         |         |
|---|-----------------------|---------|---------|
| 1 | Dougherty, Erin M     | 30 REDT | 2:49.94 |
| 2 | Arnot, Jordan A       | 31 CHGO | 2:45.00 |
| 3 | Melsen, Krisie M      | 32 MINN | 2:34.66 |
| 4 | Wilkins, Jillian A    | 32 BLU  | 2:25.44 |
| 5 | Grunert, Megan L      | 30 MICH | 2:30.47 |
| 6 | Downing, Jennifer     | 34 NEM  | 2:36.11 |
| 7 | Massey, Melissa K     | 31 RAY  | 2:47.55 |
| 8 | Phillips, Stephanie A | 32 INDY | 2:55.00 |

**Heat 15 of 16 Finals**

|   |                    |         |         |
|---|--------------------|---------|---------|
| 1 | Cates, Kimberly F  | 29 PCAT | 2:45.90 |
| 2 | Gottlieb, Emilee R | 26 BUMS | 2:37.00 |
| 3 | Houston, Katy      | 25 TOC  | 2:30.00 |
| 4 | O'Leary, Britta    | 28 AWJ  | 2:23.00 |
| 5 | Freed, Karen       | 28 MOST | 2:26.17 |
| 6 | Capizzi, Stefanie  | 26 ROSE | 2:33.33 |
| 7 | Moore, Katie M     | 25 MVN  | 2:37.64 |

**Heat 16 of 16 Finals**

|   |                     |         |         |
|---|---------------------|---------|---------|
| 3 | Pawloski, Shannon C | 20 MICH | 2:54.00 |
| 4 | Queen, Alison       | 18 GMUP | 2:30.78 |
| 5 | Tonelli, Marlena L  | 24 CHGO | 2:35.00 |
| 6 | Woiquey, Ingrid     | 23 KAMS | 3:00.00 |

**#39 Men 50 Yard Freestyle**

| Lane | Name | Age Club | Seed Time |
|------|------|----------|-----------|
|------|------|----------|-----------|

**Heat 1 of 56 Finals**

|   |                    |         |       |
|---|--------------------|---------|-------|
| 3 | McKinley, Howard M | 91 TOC  | 59.47 |
| 4 | Schmidt, Jurgen B  | 90 MVN  | 44.48 |
| 5 | Doud, Robert R     | 90 MICH | 57.39 |

**Heat 2 of 56 Finals**

|   |                     |         |       |
|---|---------------------|---------|-------|
| 1 | Walker, Craig       | 73 MYST | 39.26 |
| 2 | Kilroy, Thomas J    | 70 ADMS | 33.50 |
| 3 | Marshall, Steve     | 71 MICH | 32.08 |
| 4 | Steele, George      | 71 AGM  | 32.55 |
| 5 | Leech, Sid          | 70 NBAC | 33.59 |
| 6 | Haartz, F H Ted     | 85 ARIZ | 45.00 |
| 7 | Roudebush, George M | 88 PSM  | 57.00 |

**Heat 3 of 56 Finals**

|   |                     |         |       |
|---|---------------------|---------|-------|
| 1 | Conkey, Jim         | 81 SNM  | 40.07 |
| 2 | McAree, Francis E   | 82 INDY | 36.75 |
| 3 | Woods, Albert H     | 84 GAJA | 35.82 |
| 4 | Mitchell, Clarke E  | 80 GAJA | 30.97 |
| 5 | Shechter, Stanley J | 80 AGUA | 31.25 |
| 6 | Ellis, Richard      | 80 AGUA | 36.50 |
| 7 | Knowles, Percy      | 82 SWIF | 39.56 |
| 8 | Reiman, Timothy A   | 80 INDY | 41.50 |

**Heat 4 of 56 Finals**

|   |                  |         |       |
|---|------------------|---------|-------|
| 1 | Powell, William  | 76 SKY  | 34.90 |
| 2 | Hall, Sid        | 77 O*H* | 31.92 |
| 3 | Charlton, Allan  | 76 MICH | 31.50 |
| 4 | Cavanaugh, Cav   | 77 GOLD | 27.50 |
| 5 | Martin, Ray G    | 75 MICH | 29.69 |
| 6 | Blake, William V | 76 MOST | 31.63 |
| 7 | Thayer, George D | 77 OREG | 32.45 |
| 8 | May, George      | 75 WMAC | 37.01 |

**Heat 5 of 56 Finals**

|   |                     |         |       |
|---|---------------------|---------|-------|
| 1 | Burgess, Thom       | 70 CMS  | 30.50 |
| 2 | Van Horn, William G | 74 TOC  | 29.49 |
| 3 | Whitley, John K     | 70 WIND | 28.50 |
| 4 | Elder, James E      | 70 TOC  | 25.50 |
| 5 | Straka, Peter       | 70 FTYM | 27.70 |
| 6 | Raffaelli, Larry L  | 70 VCM  | 28.60 |
| 7 | Hamada, Ahmed G     | 74 GOLD | 29.63 |
| 8 | Bell, John L        | 70 UCLA | 31.16 |

2013 USMS Spring National Championships, Sanction #: 163-S001

IU Natatorium, Indianapolis

Meet Program - Sunday, May 12 2013

Heat 6 (#39 Men 50 Yard Freestyle)

|   |                     |         |       |
|---|---------------------|---------|-------|
| 1 | March, Ed           | 66 MIST | 38.07 |
| 2 | Kozlowski, Robert S | 68 IM   | 34.35 |
| 3 | Ota, Ken            | 66 IM   | 30.00 |
| 4 | Owens, Robert A     | 66 VCM  | 30.00 |
| 5 | Wittman, Charles F  | 68 METR | 31.02 |
| 6 | Pohlmann, John T    | 69 SLAM | 34.37 |
| 7 | McLeod, Bruce       | 55 MTSC | 30.71 |
| 8 | Strange, Larry      | 59 CSI  | 32.81 |

Heat 7 of 56 Finals

|   |                    |         |       |
|---|--------------------|---------|-------|
| 1 | Farmer, Michael W  | 65 ROSE | 29.91 |
| 2 | Motheral, Thomas W | 65 SYSM | 29.17 |
| 3 | Bromer, Carl       | 66 DAS  | 28.33 |
| 4 | Meyer, Edgar A     | 69 VMST | 28.00 |
| 5 | Terkel, Lawrence A | 65 O*H* | 28.12 |
| 6 | Long, Robert       | 65 IM   | 29.15 |
| 7 | Vaughan, James M   | 66 CMS  | 29.52 |
| 8 | Smith, Dave        | 68 ELG  | 29.99 |

Heat 8 of 56 Finals

|   |                     |         |       |
|---|---------------------|---------|-------|
| 1 | Shastid, Jon        | 65 SKY  | 27.10 |
| 2 | Meade, Tom J        | 65 BUMS | 26.80 |
| 3 | Brzezinski, Jay     | 66 PALM | 26.15 |
| 4 | Abrahams, Richard T | 68 CMS  | 23.20 |
| 5 | Powers, Matt G      | 66 TULS | 24.85 |
| 6 | Meyerhoff, Rick     | 66 TAM  | 26.28 |
| 7 | Andersen, Peter     | 69 SDSM | 26.83 |
| 8 | Olson, Lynn D       | 66 SKY  | 27.93 |

Heat 9 of 56 Finals

|   |                      |         |       |
|---|----------------------|---------|-------|
| 2 | Payne, (Earl R) Bob  | 62 NCMS | 32.50 |
| 3 | Watts, David T       | 60 WMAC | 28.85 |
| 4 | Engineri, Paul J     | 62 BUMS | 28.51 |
| 5 | Dougherty, Michael P | 61 BOZE | 28.64 |
| 6 | Coellner, Denison S  | 61 WMST | 28.89 |
| 7 | Saltzman, Edward M   | 62 GAJA | 35.00 |
| 8 | Abbate, Gary A       | 58 TPIT | 29.99 |

Heat 10 of 56 Finals

|   |                     |         |       |
|---|---------------------|---------|-------|
| 1 | Pot, Eugene T       | 62 BUMS | 28.36 |
| 2 | Kornblatt, Daniel S | 63 BUMS | 27.80 |
| 3 | Plencner, Bob R     | 60 NEM  | 27.26 |
| 4 | Mange, Kenneth C    | 60 MICH | 26.72 |
| 5 | Palmer, Bill        | 62 MICH | 26.82 |
| 6 | Lintz, Steve        | 62 SNM  | 27.38 |
| 7 | Stoner, Jon         | 61 1776 | 27.95 |
| 8 | Bauer, Craig J      | 60 INDY | 28.50 |

Heat 11 of 56 Finals

|   |                       |         |       |
|---|-----------------------|---------|-------|
| 1 | Olson, Chuck A        | 63 MICH | 26.50 |
| 2 | Chamberlain, Rick A   | 61 INDY | 26.00 |
| 3 | Eggar, Jack D         | 60 ELG  | 25.66 |
| 4 | Perkowski, Jonathan T | 60 UNAT | 25.52 |
| 5 | Sullivan, James H     | 60 CVM  | 25.66 |
| 6 | Bernard, Alan D       | 63 TAM  | 25.92 |
| 7 | Stevens, Craig W      | 60 1776 | 26.40 |
| 8 | Ryan, Bill            | 64 MOVY | 26.60 |

Heat 12 of 56 Finals

|   |                   |         |       |
|---|-------------------|---------|-------|
| 1 | Childs, Lee       | 64 GOLD | 25.10 |
| 2 | Wilson, Robert H  | 62 CAQM | 24.50 |
| 3 | Middleton, Marc D | 61 BLU  | 24.40 |
| 4 | Martin, Doug      | 60 ARKM | 23.10 |
| 5 | Griffith, James M | 60 TOC  | 24.00 |
| 6 | Gruber, Glenn A   | 63 VCM  | 24.50 |
| 7 | Perout, Jeffrey J | 60 SYSM | 25.00 |
| 8 | Alderson, Pat     | 61 GSMS | 25.29 |

Heat 13 of 56 Finals

|   |                    |         |       |
|---|--------------------|---------|-------|
| 1 | Johnson, David L   | 57 DAC  | 28.50 |
| 2 | Stiling, Douglas E | 55 SWOM | 27.81 |
| 3 | Miller, John B     | 59 MGM  | 27.25 |
| 4 | Thompson, Edward G | 55 MMA  | 26.55 |
| 5 | Dunne, Patrick     | 58 DAMM | 26.83 |
| 6 | Sternberg, Scott D | 55 ROSE | 27.28 |
| 7 | Vogel, Matthew M   | 58 IM   | 28.34 |
| 8 | Glender, Carlos    | 58 ANBM | 29.55 |

Heat 14 of 56 Finals

|   |                  |         |       |
|---|------------------|---------|-------|
| 1 | Peyton, Mike W   | 57 OREG | 26.20 |
| 2 | Ursu, Andrei H   | 55 ELG  | 25.58 |
| 3 | Cole, Brad G     | 55 TNYA | 25.34 |
| 4 | Marsh, Russell L | 57 CMS  | 25.03 |
| 5 | Fochios, Dean T  | 59 WMAC | 25.18 |
| 6 | Gutowski, Mark   | 57 SKY  | 25.46 |
| 7 | Caligiuri, Dan A | 57 BLU  | 25.80 |
| 8 | Jack, Michael    | 56 MOVY | 26.50 |

Heat 15 of 56 Finals

|   |                  |         |       |
|---|------------------|---------|-------|
| 1 | Holthus, Brian K | 55 MINN | 25.00 |
| 2 | Fox, Richard E   | 57 ELG  | 24.80 |
| 3 | Welchlin, Bob    | 56 MOVY | 24.48 |
| 4 | Brackett, Bill A | 55 CMS  | 24.00 |
| 5 | Young, Bruce D   | 55 CSC  | 24.35 |
| 6 | Toth, Dennis J   | 58 HMSA | 24.70 |
| 7 | Davis, Thomas W  | 55 ROSE | 25.00 |
| 8 | Merrill, Nick C  | 55 IM   | 25.01 |

Heat 16 of 56 Finals

|   |                   |         |       |
|---|-------------------|---------|-------|
| 1 | Worthen, Mark S   | 58 UNAT | 24.00 |
| 2 | Heath, Robert H   | 56 MAM  | 23.80 |
| 3 | Kozlowski, Kirk E | 55 MVM  | 23.50 |
| 4 | Marvin, Stu J     | 57 1776 | 23.25 |
| 5 | Groselle, Jack R  | 58 SYSM | 23.43 |
| 6 | Graham, Donald    | 58 PSM  | 23.75 |
| 7 | Blatt, Michael J  | 57 VCM  | 23.94 |
| 8 | McCabe, Thomas J  | 55 IM   | 24.00 |

Heat 17 of 56 Finals

|   |                    |         |       |
|---|--------------------|---------|-------|
| 1 | Weiss, Patrick J   | 53 MICH | 29.51 |
| 2 | Downey, James E    | 52 HURY | 29.31 |
| 3 | Brownwell, Keith M | 50 GRIN | 27.41 |
| 4 | Masson, Martin     | 51 UNAT | 27.35 |
| 5 | Ruff, David G      | 53 MOB  | 27.37 |
| 6 | McNair, Samuel     | 50 UNAT | 28.40 |
| 7 | Cummins, Thomas J  | 53 IM   | 29.42 |

Heat 18 of 56 Finals

|   |                     |         |       |
|---|---------------------|---------|-------|
| 1 | Long, Christopher D | 54 INDY | 27.16 |
| 2 | Baldwin, Norm C     | 50 CSMT | 26.88 |
| 3 | Miller, John A      | 52 MICH | 26.71 |
| 4 | Ballard, Michael J  | 50 SKY  | 26.63 |
| 5 | Jensen, James R     | 52 TPIT | 26.67 |
| 6 | Ward, Timothy J     | 53 LIB  | 26.80 |
| 7 | Grecco, Dan         | 54 NASH | 27.09 |
| 8 | Workman, Scott A    | 50 UNAT | 27.33 |

Heat 19 of 56 Finals

|   |                   |         |       |
|---|-------------------|---------|-------|
| 1 | Rowland, Jim      | 52 LIB  | 26.37 |
| 2 | Wright, Michael R | 50 INDY | 26.21 |
| 3 | Holmes, Robert C  | 50 SKY  | 26.00 |
| 4 | Voss, Peter M     | 51 CASC | 25.90 |
| 5 | Shipp, Bill       | 53 TERR | 25.90 |
| 6 | Ruggieri, James   | 50 SVY  | 26.20 |
| 7 | Lansden, Joe      | 50 ARKM | 26.37 |
| 8 | King, Ian E       | 50 GAJA | 26.61 |

Heat 20 of 56 Finals

|   |                      |         |       |
|---|----------------------|---------|-------|
| 1 | Voss, Frank R        | 53 CASC | 25.85 |
| 2 | Paulsen, Curtis A    | 53 WMAC | 25.55 |
| 3 | Boileau, Mike        | 51 CMS  | 25.27 |
| 4 | Pogue, Jim H         | 52 MICH | 25.00 |
| 5 | Dahlke, Grant        | 50 ELG  | 25.03 |
| 6 | Lance, Doug E        | 51 GRIN | 25.48 |
| 7 | Catellier, Kenneth P | 52 INDY | 25.67 |
| 8 | Severance, David A   | 50 WMAC | 25.85 |

Heat 21 of 56 Finals

|   |                     |         |       |
|---|---------------------|---------|-------|
| 1 | Casciato, Michael G | 53 1776 | 24.80 |
| 2 | Power, Scott        | 50 UNAT | 24.60 |
| 3 | Dyer, Andy          | 54 AWJ  | 24.51 |
| 4 | Cleaver, Oliver     | 50 SAWS | 24.33 |
| 5 | Shake, Joe          | 54 UNAT | 24.41 |
| 6 | Orten, Frank T      | 54 CMS  | 24.57 |
| 7 | Fisher, Dennis E    | 53 CSMT | 24.80 |
| 8 | Brown, Phil         | 52 NEM  | 24.96 |

Heat 22 of 56 Finals

|   |                  |         |       |
|---|------------------|---------|-------|
| 1 | Stephenson, Kyle | 52 MOVY | 24.12 |
| 2 | Pratt, John L    | 50 IM   | 24.00 |
| 3 | Hassan, Amro A   | 53 MEDM | 23.93 |
| 4 | Melgar, Tom A    | 51 MICH | 23.90 |
| 5 | Gibson, Dave     | 52 IM   | 23.90 |
| 6 | Battle, Glenn H  | 51 FXCM | 24.00 |
| 7 | Holland, David A | 54 WMAC | 24.00 |
| 8 | Tsuzuki, Ed M    | 54 GSM  | 24.24 |

Heat 23 of 56 Finals

|   |                    |         |       |
|---|--------------------|---------|-------|
| 1 | Dassow, Paul       | 50 RATS | 23.80 |
| 2 | Stultz, Todd W     | 53 SYSM | 23.64 |
| 3 | Reister, John A    | 50 CMS  | 22.99 |
| 4 | Crocker, Stephen W | 50 CSPM | 22.32 |
| 5 | Beattie, John R    | 52 BLU  | 22.92 |
| 6 | Sherman, Bill      | 54 MOVY | 23.37 |
| 7 | Soltys, Ted J      | 52 IM   | 23.70 |
| 8 | Roberts, Brent     | 51 WMST | 23.87 |

2013 USMS Spring National Championships, Sanction #: 163-S001

IU Natatorium, Indianapolis

Meet Program - Sunday, May 12 2013

**Heat 24 (#39 Men 50 Yard Freestyle)**

|   |                     |         |       |
|---|---------------------|---------|-------|
| 2 | Groaning, Michael D | 42 ISWM | 30.64 |
| 3 | Bell, Richard J     | 43 MESC | 26.92 |
| 4 | Michuda, Robert     | 42 LIB  | 28.34 |
| 5 | Stoker, Patrick D   | 44 ISWM | 42.88 |
| 6 | Kertin, Brian       | 46 FSAM | 28.73 |
| 7 | Haberstich, Brian   | 46 IM   | 29.20 |

**Heat 25 of 56 Finals**

|   |                      |         |       |
|---|----------------------|---------|-------|
| 1 | Steenhuis, Harm-Jan  | 45 SWAT | 27.80 |
| 2 | Mappes, Michael R    | 46 NEM  | 26.56 |
| 3 | Dugan, Travis A      | 48 UNAT | 26.38 |
| 4 | Kucharski, Michael R | 45 GAJA | 25.98 |
| 5 | Becker, John C       | 49 DOC  | 26.03 |
| 6 | Higgs, Andrew C      | 45 SWIF | 26.39 |
| 7 | Wilcox, James R      | 47 UNAT | 27.00 |
| 8 | Berko, Adam          | 46 FACT | 28.30 |

**Heat 26 of 56 Finals**

|   |                        |         |       |
|---|------------------------|---------|-------|
| 1 | Peebles, Brent         | 45 IM   | 25.81 |
| 2 | Camacho, Raymond E     | 48 WH2O | 25.66 |
| 3 | Zempter, Eric          | 46 ANBM | 25.14 |
| 4 | Maher, Larry P         | 48 PTMS | 25.00 |
| 5 | Kaneshiro, Knoel K     | 45 UNAT | 25.04 |
| 6 | Wirt, Rob J            | 46 CON  | 25.56 |
| 7 | Minkey, Donald J       | 45 WMAC | 25.67 |
| 8 | Leatherwood, Jeffrey S | 45 UNAT | 25.86 |

**Heat 27 of 56 Finals**

|   |                    |         |       |
|---|--------------------|---------|-------|
| 1 | Gould, Tom A       | 48 CMS  | 24.95 |
| 2 | Knox, Kurt         | 45 WMAC | 24.65 |
| 3 | McGuire, James W   | 48 SVY  | 24.54 |
| 4 | Tapiero, Dan       | 45 UNAT | 24.46 |
| 5 | Ferguson, Daniel B | 46 WH2O | 24.50 |
| 6 | Pardieck, Andrew M | 45 SLAM | 24.62 |
| 7 | Berger, Andrew M   | 48 MICH | 24.81 |
| 8 | Rounds, Douglas    | 48 PRTR | 24.97 |

**Heat 28 of 56 Finals**

|   |                  |         |       |
|---|------------------|---------|-------|
| 1 | Sinitz, John     | 46 WMAC | 24.21 |
| 2 | Zubillaga, Luis  | 45 NBA  | 23.95 |
| 3 | Powell, Steven T | 45 LAPS | 23.72 |
| 4 | Lee, Michael P   | 46 MARY | 23.54 |
| 5 | Bailey, Jeff M   | 46 MICH | 23.67 |
| 6 | Clear, Kirk W    | 45 VMST | 23.87 |
| 7 | Lage, Terry L    | 45 SFTL | 24.10 |
| 8 | Vesper, Jim      | 48 UNAT | 24.32 |

**Heat 29 of 56 Finals**

|   |                     |         |       |
|---|---------------------|---------|-------|
| 1 | Heber, Scott        | 46 DAMM | 23.42 |
| 2 | Shope, Jon          | 47 INDY | 23.30 |
| 3 | Allen, Brant C      | 49 SNM  | 23.20 |
| 4 | Bockius, Ted C      | 46 DCAC | 23.10 |
| 5 | Boosin, Michael J   | 46 SCAQ | 23.17 |
| 6 | Christensen, Kurt A | 47 MICH | 23.29 |
| 7 | Luebbe, James       | 45 SKY  | 23.40 |
| 8 | Jones, Brian A      | 47 PSM  | 23.50 |

**Heat 30 of 56 Finals**

|   |                  |         |       |
|---|------------------|---------|-------|
| 1 | Cox, Mark        | 45 PTMS | 22.79 |
| 2 | Oliva, Stepan    | 46 WIN  | 22.76 |
| 3 | McCool, Chris    | 48 LTP  | 22.70 |
| 4 | Segal, William N | 48 JAM  | 22.26 |
| 5 | O'Dell, Rick     | 45 BLU  | 22.50 |
| 6 | Bennett, Dennis  | 47 IAMA | 22.73 |
| 7 | Mehok, George K  | 45 SYSM | 22.77 |
| 8 | Mercer, Rich     | 49 BLU  | 22.98 |

**Heat 31 of 56 Finals**

|   |                       |         |       |
|---|-----------------------|---------|-------|
| 1 | Brown, Robert A       | 42 ISWM | 26.00 |
| 2 | Houchens, Jeremy      | 43 CON  | 25.46 |
| 3 | Morgan, Michael       | 41 MICH | 25.45 |
| 4 | Bishop, Christopher R | 41 BUMS | 25.21 |
| 5 | Hazard, Michael J     | 44 UNAT | 25.37 |
| 6 | Courtney, Chris       | 40 ARIZ | 25.45 |
| 7 | Michel, Patrick J     | 42 MICH | 25.80 |
| 8 | Winn, Michael         | 43 INDY | 26.40 |

**Heat 32 of 56 Finals**

|   |                    |         |       |
|---|--------------------|---------|-------|
| 1 | Korzeniowski, Mike | 42 SKY  | 25.21 |
| 2 | Carroll, Stewart A | 43 RAM  | 25.14 |
| 3 | Jaffe, Robert A    | 42 NCMS | 25.05 |
| 4 | Bullard, Joel      | 41 NCMS | 24.77 |
| 5 | Belnap, Mark       | 43 UTAH | 24.80 |
| 6 | Stauffer, Randy A  | 43 CON  | 25.12 |
| 7 | Melcher, Scott     | 42 LIB  | 25.19 |
| 8 | Vocke, Joe         | 42 NAM  | 25.21 |

**Heat 33 of 56 Finals**

|   |                    |         |       |
|---|--------------------|---------|-------|
| 1 | Tomson, Farol L    | 41 GERM | 24.71 |
| 2 | Ellis, Andrew F    | 44 TERR | 24.60 |
| 3 | Gershel, Marc S    | 41 UNAT | 24.36 |
| 4 | Perry, Brian S     | 41 O*H* | 24.29 |
| 5 | Hernandez, William | 43 GOLD | 24.31 |
| 6 | Okochi, Hiroharu   | 40 INDY | 24.50 |
| 7 | Hemenway, Mike P   | 44 IM   | 24.64 |
| 8 | Deane, Rusty       | 42 LSSC | 24.71 |

**Heat 34 of 56 Finals**

|   |                  |         |       |
|---|------------------|---------|-------|
| 1 | Callan, Sean P   | 43 TULS | 24.06 |
| 2 | Cantrell, Mike S | 41 MICH | 23.77 |
| 3 | Stephens, Ryan K | 41 INDY | 23.50 |
| 4 | Fletcher, Jeff H | 43 UNAT | 23.12 |
| 5 | Anderson, Tim J  | 41 VALM | 23.20 |
| 6 | Harris, Bill     | 42 CON  | 23.51 |
| 7 | Nance, Chad A    | 40 SYSM | 23.90 |
| 8 | Thomas, Dan      | 40 ONEM | 24.12 |

**Heat 35 of 56 Finals**

|   |                 |         |       |
|---|-----------------|---------|-------|
| 1 | Turk, Stephen P | 43 UNAT | 23.10 |
| 2 | Butcher, Rob    | 40 SYSM | 22.60 |
| 3 | Castagnos, Chip | 44 BLU  | 22.50 |
| 4 | Sheldon, Paul   | 42 CMS  | 22.16 |
| 5 | West, Steve     | 41 NOVA | 22.20 |
| 6 | Larkin, Mark W  | 41 WMAC | 22.50 |
| 7 | White, James H  | 42 BSLM | 23.05 |
| 8 | Lane, Will H    | 42 AAAA | 23.10 |

**Heat 36 of 56 Finals**

|   |                   |         |       |
|---|-------------------|---------|-------|
| 2 | Breiding, David L | 31 THT  | 24.99 |
| 3 | Shaw, Chris       | 31 MARY | 24.99 |
| 4 | Messier, Michael  | 22 HMS  | 30.77 |
| 5 | Jackson, George A | 26 NASH | 31.75 |
| 6 | Perez, Octavio    | 35 WMAC | 27.50 |

**Heat 37 of 56 Finals**

|   |                    |         |       |
|---|--------------------|---------|-------|
| 1 | Boeke, Lonny       | 35 WLAC | 25.30 |
| 2 | O'Dell, Richard S  | 35 MOVY | 25.18 |
| 3 | Robinson, Thomas R | 35 BSLM | 25.00 |
| 4 | Ackermann, Ken     | 35 INDY | 24.90 |
| 5 | Lodge, Craig E     | 38 MTSC | 25.00 |
| 6 | Barry, Shaun P     | 36 1776 | 25.13 |
| 7 | Fisher, Scott S    | 38 PTMS | 25.22 |
| 8 | Habben, Doug       | 36 NAST | 25.33 |

**Heat 38 of 56 Finals**

|   |                         |         |       |
|---|-------------------------|---------|-------|
| 1 | Judge, Joshua M         | 37 TNYA | 24.75 |
| 2 | Smithwick, Charles E    | 39 NCMJ | 24.70 |
| 3 | Reader, Paul            | 37 IM   | 24.32 |
| 4 | Kozlowski, Mark S       | 38 IM   | 24.11 |
| 5 | De Los Santos, Carlos R | 35 AGUA | 24.23 |
| 6 | Postlethwait, Daniel    | 38 IM   | 24.35 |
| 7 | Mills, Jamie            | 36 LIB  | 24.72 |
| 8 | Milton, Trevis B        | 35 GLTR | 24.89 |

**Heat 39 of 56 Finals**

|   |                  |         |       |
|---|------------------|---------|-------|
| 1 | Mirt, Chad J     | 39 ALEX | 23.99 |
| 2 | Thoma, Samuel R  | 36 GLTR | 23.91 |
| 3 | Nakahodo, Sidney | 37 NCYM | 23.50 |
| 4 | Valle, Marc A    | 39 ARIZ | 23.44 |
| 5 | Jent, Daniel E   | 35 ALEX | 23.48 |
| 6 | Mulcahy, Ryan P  | 35 IM   | 23.50 |
| 7 | Karren, Kelly S  | 39 UTAH | 23.97 |
| 8 | Alley, David W   | 38 TXLA | 24.00 |

**Heat 40 of 56 Finals**

|   |                    |         |       |
|---|--------------------|---------|-------|
| 1 | Ring, Edmund M     | 36 SMS  | 23.14 |
| 2 | Olson, Jeff K      | 37 INDY | 22.74 |
| 3 | Asti, Trevor       | 35 MICH | 22.50 |
| 4 | Mangano, Matthew A | 35 SWOM | 22.32 |
| 5 | Ohman, Niclas K    | 38 NEM  | 22.33 |
| 6 | Buksar, Bryan M    | 39 MMA  | 22.70 |
| 7 | Brown, Nathan Y    | 38 GAJA | 23.10 |
| 8 | Glass, Mark W      | 38 WMST | 23.18 |

**Heat 41 of 56 Finals**

|   |                      |         |       |
|---|----------------------|---------|-------|
| 1 | O'Sullivan, Chris    | 38 CMS  | 21.80 |
| 2 | Heis, Kenneth F      | 37 SWOM | 21.73 |
| 3 | Christoffel, Ben J   | 37 INDY | 21.62 |
| 4 | Greenwood, Scott C   | 35 TOC  | 21.30 |
| 5 | Markey, Nick         | 35 RAY  | 21.50 |
| 6 | Kuhn, Buzz C         | 35 SKY  | 21.72 |
| 7 | Ullom, Michael J     | 36 SWOM | 21.76 |
| 8 | Eisenhuth, Matthew S | 39 CMS  | 21.97 |

## 2013 USMS Spring National Championships, Sanction #: 163-S001

## IU Natatorium, Indianapolis

## Meet Program - Sunday, May 12 2013

|  |                        |         |                             |   |                            |                                    |       |                                     |                        |         |         |
|--|------------------------|---------|-----------------------------|---|----------------------------|------------------------------------|-------|-------------------------------------|------------------------|---------|---------|
| <b>Heat 42 (#39 Men 50 Yard Freestyle)</b> |                        |         | <b>Heat 48 of 56 Finals</b> |   |                            | <b>Heat 54 of 56 Finals</b>        |       |                                     |                        |         |         |
| 1  | Johnson, Robert L      | 32 UNAT | 24.99                       | 1 | Marshall, Clinton J        | 29 MMA                             | 23.07 | 1                                   | Williamson, Eric R     | 22 HMS  | 23.26   |
| 2  | Cook, Daniel A         | 34 WLAC | 24.87                       | 2 | Masters, Nick P            | 26 CSPM                            | 22.99 | 2                                   | Singleton, Marcus G    | 24 UTAH | 23.14   |
| 3  | Jaskot, Brian R        | 34 ALEX | 24.63                       | 3 | Savner, Ray                | 26 UNAT                            | 22.80 | 3                                   | Oldenkamp, Adam J      | 20 DUCK | 22.90   |
| 4  | Silver, Isaac M        | 34 FACT | 24.11                       | 4 | Hiskey, Justin R           | 29 MARY                            | 22.50 | 4                                   | Cummin, Lucas          | 20 ARKM | 22.90   |
| 5  | Kuhn, Jeremiah J       | 34 SKY  | 24.36                       | 5 | Vetor, Craig A             | 25 INDY                            | 22.73 | 5                                   | Smith, Bobby J         | 24 LIEM | 22.90   |
| 6  | Hubbard, John          | 33 INDY | 24.85                       | 6 | Ehresman, William L        | 28 ISWM                            | 22.81 | 6                                   | Garcia, Mike           | 20 LIEM | 23.10   |
| 7  | Strahota, Jeffrey R    | 32 TERR | 24.92                       | 7 | Neuwirth, Jamie            | 25 TOC                             | 23.00 | 7                                   | Wiley, DJ              | 23 UTAH | 23.19   |
| 8  | Oo, Aung Sann          | 31 ARIZ | 24.99                       | 8 | McCabe, Ryan C             | 28 SPRY                            | 23.25 | 8                                   | Snyder, Alex J         | 23 INDY | 23.41   |
| <b>Heat 43 of 56 Finals</b>                |                        |         | <b>Heat 49 of 56 Finals</b> |   |                            | <b>Heat 55 of 56 Finals</b>        |       |                                     |                        |         |         |
| 1  | Rokosz, Peter          | 31 MMA  | 23.99                       | 1 | Bower, Kenny G             | 25 TOC                             | 22.45 | 1                                   | Deptula, Chris         | 24 MICH | 22.79   |
| 2  | Rokosz, Milos          | 33 MMA  | 23.84                       | 2 | Veneklase, Justin          | 25 MICH                            | 22.24 | 2                                   | Hunter, Austin J       | 22 WOO  | 22.48   |
| 3  | Muller, Donald H       | 34 UNAT | 23.69                       | 3 | Etherington, Christopher D | 26 ISWM                            | 22.04 | 3                                   | Bordyukov, Aleksandr   | 24 MICH | 22.41   |
| 4  | Crosby, Ryan T         | 31 UNAT | 23.61                       | 4 | Webb, Cameron              | 26 ART                             | 21.99 | 4                                   | Birnbrich, Andrew      | 23 NAM  | 22.30   |
| 5  | Merkle, Wesley J       | 32 INDY | 23.66                       | 5 | Gans, Egan                 | 27 TOC                             | 22.00 | 5                                   | Smith, Valentino       | 22 MICH | 22.40   |
| 6  | Weber, Matthew J       | 33 DAS  | 23.70                       | 6 | Peterson, Kyle             | 27 SKY                             | 22.19 | 6                                   | Sayre, William J       | 24 INDY | 22.45   |
| 7  | Lang, Eric J           | 32 RRM  | 23.90                       | 7 | Weyerbacher, Jonathan S    | 28 INDY                            | 22.25 | 7                                   | Brooksbey, Branden R   | 19 DUCK | 22.50   |
| 8  | Sikich, Christopher P  | 34 NAST | 24.04                       | 8 | Crawford, Eric J           | 28 ART                             | 22.50 | 8                                   | Sauter, Trace U        | 24 NCMS | 22.87   |
| <b>Heat 44 of 56 Finals</b>                |                        |         | <b>Heat 50 of 56 Finals</b> |   |                            | <b>Heat 56 of 56 Finals</b>        |       |                                     |                        |         |         |
| 1  | Wight, Robert A        | 32 SWOM | 23.07                       | 1 | Weyandt, Todd F            | 25 GAJA                            | 21.68 | 1                                   | Springer, Steven       | 23 BUM  | 22.01   |
| 2  | Kercheval, Josh        | 32 IM   | 22.75                       | 2 | King, Tyler J              | 25 UNAT                            | 21.45 | 2                                   | Elliott, Andrew        | 23 BUM  | 21.98   |
| 3  | Harper, Ryan C         | 34 INDY | 22.64                       | 3 | Dorr, John W               | 29 TOC                             | 21.03 | 3                                   | Honeycutt, Chase       | 18 NAM  | 21.49   |
| 4  | Krajewski, Thomas J    | 34 SPRY | 22.50                       | 4 | Gallagher, Kevin C         | 25 SPRY                            | 20.93 | 4                                   | Fahrbach, Lincoln D    | 23 BUM  | 19.85   |
| 5  | Anderson, Grant        | 32 ZAM  | 22.55                       | 5 | Erickson, John             | 28 VSM                             | 21.00 | 5                                   | Ferguson, Kevin        | 23 TOC  | 21.00   |
| 6  | Keefe, Michael R       | 32 SWOM | 22.71                       | 6 | Talbott, Christopher J     | 26 TOC                             | 21.20 | 6                                   | Malasky, Martin E      | 24 TOC  | 21.94   |
| 7  | Norris, Jason R        | 31 INDY | 23.00                       | 7 | Taylor, Jonathan B         | 25 TOC                             | 21.50 | 7                                   | Cushing, Alex D        | 24 TOC  | 22.00   |
| 8  | Findley, Brett P       | 31 UNAT | 23.60                       | 8 | Olson, Drew                | 27 OMAH                            | 21.90 | 8                                   | Ksehati, Fares         | 21 MICH | 22.15   |
| <b>Heat 45 of 56 Finals</b>                |                        |         | <b>Heat 51 of 56 Finals</b> |   |                            | <b>#40 Women 50 Yard Freestyle</b> |       |                                     |                        |         |         |
| 1  | Lowell, Jon            | 33 MMA  | 22.20                       | 1 | Semmons, Alex              | 20 HMS                             | 27.00 | <b>Lane Name Age Club Seed Time</b> |                        |         |         |
| 2  | Dallmann, David D      | 34 WMAC | 21.99                       | 2 | Hendricks, Dane G          | 19 PSM                             | 26.00 | <b>Heat 1 of 33 Finals</b>          |                        |         |         |
| 3  | Kerekjarto, Tamas      | 33 WLAC | 21.80                       | 3 | Jimenez, Ivan E            | 23 UTAH                            | 25.66 | 1                                   | Klein, Sigi B          | 77 SKY  | 1:03.71 |
| 4  | Doak, Kevin            | 32 MICH | 20.61                       | 4 | Daling, Ian N              | 21 HMS                             | 25.55 | 2                                   | Moder, Joanne E        | 75 WMAC | 49.50   |
| 5  | Gallagher, Brendan M   | 32 SPRY | 21.76                       | 5 | Butz, Jeremy               | 24 AGUA                            | 25.65 | 3                                   | Newell, Sally          | 75 NCMS | 39.83   |
| 6  | Holsman, Trent T       | 32 TOC  | 21.90                       | 6 | Flickinger, Dallas L       | 24 MTMS                            | 25.84 | 4                                   | Kennedy, Judy A        | 75 OMAH | 43.50   |
| 7  | Scheerhorn, Andrew J   | 31 CAT  | 22.00                       | 7 | Jensen, Augustine C        | 23 EDIN                            | 26.62 | 5                                   | Butler, Pat M          | 75 MICH | 59.96   |
| 8  | Rasmussen, Christian S | 34 WCM  | 22.49                       | 8 | Olden, Levi                | 22 HMS                             | 27.00 | 6                                   | Gladwell, Gail A       | 81 PSM  | 1:07.52 |
| <b>Heat 46 of 56 Finals</b>                |                        |         | <b>Heat 52 of 56 Finals</b> |   |                            | <b>Heat 2 of 33 Finals</b>         |       |                                     |                        |         |         |
| 1  | Reinert, Phillip V     | 25 MTMS | 28.29                       | 1 | Sanchez, Ralph             | 22 ROSE                            | 24.45 | 2                                   | Kowalski, Joyce        | 71 MICH | 38.43   |
| 2  | Kane, Kevin            | 26 ARIZ | 25.35                       | 2 | Edwards, Owen C            | 22 TPIT                            | 24.20 | 3                                   | Ridout, Nancy J        | 71 TAM  | 33.50   |
| 3  | Buelt, Abraham D       | 27 UNAT | 24.50                       | 3 | Darlington, Conner M       | 20 PSM                             | 24.00 | 4                                   | Schreiner, Beth        | 72 VMST | 31.51   |
| 4  | Thompson, Scott        | 28 CSPM | 24.10                       | 4 | Sullivan, Brendan S        | 23 ANBM                            | 23.98 | 5                                   | Frid, Barbara          | 71 OREG | 32.80   |
| 5  | Smith, Andrew J        | 28 UNAT | 24.15                       | 5 | Oreizi, Justin D           | 23 DUCK                            | 24.00 | 6                                   | Case, Mary Ann         | 73 ARIZ | 36.62   |
| 6  | Ellabarger, Brent D    | 27 INDY | 24.81                       | 6 | Phelan, Cole E             | 21 PSM                             | 24.00 | 7                                   | Dillon Stewart, Jane E | 70 WMAC | 42.00   |
| 7  | Bartlett, Andrew S     | 27 TPIT | 27.53                       | 7 | Morake, Timothy            | 23 P2LF                            | 24.25 | <b>Heat 3 of 33 Finals</b>          |                        |         |         |
| 8  | Henry, Ryan A          | 26 INDY | 28.79                       | 8 | Altman-Kurosaki, Jonas Y   | 24 AGUA                            | 24.50 | 1                                   | Emmrich, Ann C         | 56 JPD  | 34.47   |
| <b>Heat 47 of 56 Finals</b>                |                        |         | <b>Heat 53 of 56 Finals</b> |   |                            | <b>Heat 4 of 33 Finals</b>         |       |                                     |                        |         |         |
| 1  | Shead, Michael         | 26 P2LF | 24.06                       | 1 | Ewing, Greg                | 23 GSM                             | 23.85 | 2                                   | Thomas, Barbara        | 57 O*H* | 32.81   |
| 2  | Wong, Peter            | 28 SPRY | 23.93                       | 2 | Martinez, Nicholas R       | 19 INDY                            | 23.67 | 3                                   | Burbridge, Ann         | 57 DAMM | 32.28   |
| 3  | Bolles, Andrew M       | 28 MICH | 23.87                       | 3 | Puskarić, Kevin M          | 24 IM                              | 23.50 | 4                                   | Stager, Nan H          | 58 DOC  | 32.28   |
| 4  | Knowles, Elliott J     | 26 SWIF | 23.62                       | 4 | Olden, Jaegger             | 20 HMS                             | 23.49 | 5                                   | Blatt, Cindy S         | 59 VCM  | 33.50   |
| 5  | Samulski, Richard      | 25 NCMS | 23.70                       | 5 | Altman-Kurosaki, Linus K   | 23 AGUA                            | 23.50 | 6                                   | Van Dyke, Anne         | 60 MICH | 37.78   |
| 6  | Fucinari, Michael C    | 26 MICH | 23.93                       | 6 | Johnson, Derek             | 19 HMS                             | 23.52 | 7                                   | Cosper, Sue            | 64 INDY | 52.35   |
| 7  | Lucena, David A        | 28 AGUA | 24.00                       | 7 | Broch, Billy M             | 24 MOVY                            | 23.73 | 8                                   | Catlin, Vicki          | 68 SKY  | 40.00   |
| 8  | Nussen, Adam           | 25 LIEM | 24.10                       | 8 | Lansden, Cole              | 20 ARKM                            | 23.98 |                                     |                        |         |         |

**2013 USMS Spring National Championships, Sanction #: 163-S001****IU Natatorium, Indianapolis  
Meet Program - Sunday, May 12 2013****Heat 4 (#40 Women 50 Yard Freestyle)**

|   |                        |         |       |
|---|------------------------|---------|-------|
| 1 | Dehn, Mary             | 67 MICH | 36.59 |
| 2 | Wentzel, Reemi B       | 67 ELG  | 34.21 |
| 3 | Webb, Linda            | 67 SFTL | 32.27 |
| 4 | Williamson, Francine S | 65 GAJA | 29.65 |
| 5 | Uustal, Diann B        | 66 UNAT | 29.95 |
| 6 | Kranpitz, Nancy        | 68 WMAC | 33.96 |
| 7 | Conkey, Nancy          | 68 SNM  | 36.46 |
| 8 | Christenson, Candy J   | 66 WMAC | 37.13 |

**Heat 5 of 33 Finals**

|   |                     |         |       |
|---|---------------------|---------|-------|
| 1 | Christoffel, Jonie  | 63 INDY | 35.40 |
| 2 | Kern, Marnie Q      | 60 LYT3 | 34.73 |
| 3 | Merena, Elizabeth J | 60 BCTM | 32.56 |
| 4 | Hasbrook, Sally     | 64 INDY | 31.33 |
| 5 | Church, Barbara E   | 61 MICH | 32.30 |
| 6 | Boling, Pat         | 60 ISWM | 34.69 |
| 7 | Tyler, A Susan      | 64 SNM  | 35.37 |
| 8 | Weston, Susan E     | 62 SDSM | 36.50 |

**Heat 6 of 33 Finals**

|   |                    |         |       |
|---|--------------------|---------|-------|
| 1 | Coellner, Deb S    | 62 WMST | 30.83 |
| 2 | Miller, Celeste    | 63 SNM  | 30.50 |
| 3 | Francis, Susan A   | 60 INDY | 30.00 |
| 4 | Davis, Charlotte M | 63 PSM  | 28.00 |
| 5 | Wolff, Melinda S   | 60 1776 | 29.33 |
| 6 | Preissler, Stella  | 64 PSM  | 30.50 |
| 7 | Jones, Cynthia L   | 63 IM   | 30.71 |
| 8 | Guthrie, Sally K   | 63 MICH | 31.08 |

**Heat 7 of 33 Finals**

|   |                   |         |       |
|---|-------------------|---------|-------|
| 1 | Watts, Sue N      | 58 1776 | 31.72 |
| 2 | Hypnar, Lisa A    | 59 MICH | 31.37 |
| 3 | Barnes, Pat       | 55 INDY | 31.00 |
| 4 | Del Greco, Jane B | 56 IM   | 30.34 |
| 5 | Turner, Lisa M    | 55 UNAT | 30.99 |
| 6 | Moore, Mary       | 56 MGM  | 31.15 |
| 7 | Roesch, Susan E   | 55 MICH | 31.44 |
| 8 | Winck, Patty K    | 57 NSC  | 32.01 |

**Heat 8 of 33 Finals**

|   |                      |         |       |
|---|----------------------|---------|-------|
| 1 | Glassman, Debbie A   | 59 PSM  | 29.40 |
| 2 | Early, Marilyn E     | 55 MICH | 27.88 |
| 3 | Granger, Traci S     | 55 LAPS | 27.00 |
| 4 | Noyes, Penny P       | 58 SKY  | 26.83 |
| 5 | Andrus-Hughes, Karen | 55 OREG | 26.84 |
| 6 | Lippold, Mary B      | 57 PSM  | 27.44 |
| 7 | Grilli, Tracy L      | 56 NEM  | 28.15 |
| 8 | Guins, Ann H         | 59 SYSM | 29.78 |

**Heat 9 of 33 Finals**

|   |                     |         |       |
|---|---------------------|---------|-------|
| 2 | Amelon, Mitzi C     | 50 MICH | 42.78 |
| 3 | Ruemmele, Jane H    | 54 INDY | 30.73 |
| 4 | Diddams, Margaret A | 51 PSM  | 30.50 |
| 5 | Boileau, Ute C      | 50 CMS  | 30.56 |
| 6 | Marshall, B J       | 50 PCST | 33.14 |

**Heat 10 of 33 Finals**

|   |                     |         |       |
|---|---------------------|---------|-------|
| 1 | Burton, Kim L       | 50 MVN  | 30.15 |
| 2 | Zedonis, Lisa L     | 51 INDY | 29.93 |
| 3 | Vaiden, Nancy A     | 53 NORT | 29.17 |
| 4 | Norwood, Roberta W  | 53 INDY | 27.95 |
| 5 | Sutherland, Erica   | 53 LVAM | 29.04 |
| 6 | Lindley, Jane       | 51 PSM  | 29.19 |
| 7 | Kavanagh, Suzanne   | 50 NEM  | 30.07 |
| 8 | Van Cleave, Julie M | 54 WMAC | 30.27 |

**Heat 11 of 33 Finals**

|   |                      |         |       |
|---|----------------------|---------|-------|
| 1 | Kafka, Heidi         | 50 IM   | 27.63 |
| 2 | Tatnall, Suzy C      | 53 CMS  | 27.04 |
| 3 | Jones, Eney          | 52 DAMM | 26.21 |
| 4 | Livingston, Leslie C | 51 GMUP | 25.21 |
| 5 | Voorhees, Carolyn C  | 51 NBAC | 25.79 |
| 6 | Garnier, Kathy L     | 52 SMS  | 26.36 |
| 7 | Noble, Suzanne M     | 50 MICH | 27.38 |
| 8 | Stokes, Karin E      | 52 NEM  | 27.82 |

**Heat 12 of 33 Finals**

|   |                      |         |       |
|---|----------------------|---------|-------|
| 2 | Dinsmore, Sharon M   | 39 NEM  | 29.36 |
| 3 | Fauquher, Sara       | 35 INDY | 30.00 |
| 4 | Deckard, Danielle    | 43 THT  | 32.40 |
| 5 | Richardson, Billie C | 42 MTMS | 39.55 |
| 6 | Barr, Mary L         | 49 BUMS | 37.50 |
| 7 | Johnston, Jessica E  | 46 ISWM | 40.06 |

**Heat 13 of 33 Finals**

|   |                  |         |       |
|---|------------------|---------|-------|
| 1 | Phillips, Lisa A | 45 THT  | 32.00 |
| 2 | Stern, Jill P    | 48 USF  | 29.55 |
| 3 | Davies, Anne C   | 49 OREG | 29.50 |
| 4 | Quillen, Diane E | 49 NCMS | 29.30 |
| 5 | Bartek, Mary C   | 49 LSSC | 29.39 |
| 6 | Clark, Dawn      | 48 SPM  | 29.53 |
| 7 | Rossi, Leann M   | 46 ART  | 30.18 |
| 8 | Reye, Nancy L    | 48 MICH | 32.74 |

**Heat 14 of 33 Finals**

|   |                    |         |       |
|---|--------------------|---------|-------|
| 1 | Roose, Lynn R      | 49 IM   | 29.20 |
| 2 | Gillman, Andrea    | 45 TULS | 28.40 |
| 3 | Dodd, Dina         | 49 NSA  | 28.25 |
| 4 | Chessen, Christine | 46 TOC  | 28.05 |
| 5 | Smith, Liesl G     | 48 IM   | 28.21 |
| 6 | Tracy, Robin C     | 49 DKTA | 28.26 |
| 7 | Moenssens, Sandra  | 47 LIB  | 29.03 |
| 8 | Mestecky, Rowan    | 46 REDT | 29.23 |

**Heat 15 of 33 Finals**

|   |                    |         |       |
|---|--------------------|---------|-------|
| 1 | Rian, Victoria L   | 46 NAST | 27.74 |
| 2 | Welting, Lauren K  | 47 TOC  | 26.60 |
| 3 | Rapuno, Lisa O     | 47 NBAC | 25.79 |
| 4 | Willeboordse, Fall | 47 BCTM | 24.66 |
| 5 | Wager, Susan       | 47 REDT | 25.00 |
| 6 | Harris, Susan      | 47 MICH | 26.49 |
| 7 | Wolff, Celia       | 47 NCMS | 26.64 |
| 8 | Johansson, Hanna L | 46 PSM  | 27.94 |

**Heat 16 of 33 Finals**

|   |                  |         |       |
|---|------------------|---------|-------|
| 1 | Averill, Tammy   | 43 UNAT | 29.82 |
| 2 | Clark, Inge      | 43 IM   | 29.58 |
| 3 | Greene, Dana M   | 44 NCMS | 29.39 |
| 4 | Quinn, Jill A    | 40 DLMA | 29.25 |
| 5 | Carter, Kelly    | 43 MVN  | 29.38 |
| 6 | Gardner, Nicole  | 43 UNAT | 29.39 |
| 7 | Gernert, Karen J | 42 INDY | 29.81 |
| 8 | Settimi, Nora    | 42 WMAC | 32.00 |

**Heat 17 of 33 Finals**

|   |                    |         |       |
|---|--------------------|---------|-------|
| 1 | Thompson, Amy W    | 42 TOC  | 28.72 |
| 2 | Bishop, Laura J    | 40 BUMS | 28.29 |
| 3 | Knox, Terri        | 44 WMAC | 28.19 |
| 4 | Matsumura, LeAnn H | 40 WOW  | 28.09 |
| 5 | Ihrke, Amber       | 42 IM   | 28.11 |
| 6 | Faure, Caroline E  | 44 PTAM | 28.23 |
| 7 | Pfledderer, Debbie | 43 NAST | 28.43 |
| 8 | Reidenga, Lisa B   | 41 IM   | 29.18 |

**Heat 18 of 33 Finals**

|   |                             |         |       |
|---|-----------------------------|---------|-------|
| 1 | Petyk, Jennifer R           | 41 CHAR | 27.65 |
| 2 | Buckley-Kornatz, Jennifer A | 41 NCMS | 26.43 |
| 3 | Holland, Amy S              | 41 NCMS | 25.50 |
| 4 | McCurdy, Tracy C            | 44 NEM  | 25.19 |
| 5 | Wyatt, Tricia M             | 43 NEM  | 25.34 |
| 6 | Mantonya, Becky W           | 40 LMAO | 26.34 |
| 7 | Havice, Natalie             | 40 CSI  | 27.14 |
| 8 | Bir, Lynne M                | 41 INDY | 28.00 |

**Heat 19 of 33 Finals**

|   |                           |         |       |
|---|---------------------------|---------|-------|
| 1 | Kreusel, Karen            | 36 MICH | 28.99 |
| 2 | Morse, Sandra             | 35 UNAT | 28.40 |
| 3 | Larwie, Dawn J            | 37 SNM  | 28.08 |
| 4 | Cross, Mackinley L        | 36 CBA  | 27.98 |
| 5 | Ganim, Laura E            | 36 HURY | 28.00 |
| 6 | Preston, Alexandria K     | 35 ALEX | 28.13 |
| 7 | Trager Bohley, Kimberly D | 39 INDY | 28.76 |
| 8 | Marvin, Linda L           | 39 INDY | 29.02 |

**Heat 20 of 33 Finals**

|   |                       |         |       |
|---|-----------------------|---------|-------|
| 1 | Strickland, Erin M    | 37 ZAM  | 27.62 |
| 2 | Lindsey, Elizabeth H  | 35 NCMS | 27.40 |
| 3 | Rovnan, Helene        | 35 UNAT | 26.90 |
| 4 | Brancato, Beth        | 35 UNAT | 24.24 |
| 5 | Smith, Rebecca L      | 36 BUMS | 25.71 |
| 6 | Messenger, Shelly E   | 36 CON  | 27.39 |
| 7 | Hindle, Lori D        | 37 NEM  | 27.54 |
| 8 | Sutherland, Kristin L | 38 NIAG | 27.70 |

**Heat 21 of 33 Finals**

|   |                      |         |       |
|---|----------------------|---------|-------|
| 1 | Thompson, Cooke      | 32 KATS | 35.00 |
| 2 | Koeppel, Kacey J     | 33 REDT | 30.79 |
| 3 | Sorget, Genna        | 32 WLAC | 30.46 |
| 4 | Perrotet, Jennifer K | 33 NCMS | 29.63 |
| 5 | Schunk, Kari A       | 32 NAST | 30.00 |
| 6 | Jones, Rose          | 34 INDY | 30.53 |
| 7 | McAninch, Terese M   | 33 INDY | 32.00 |
| 8 | King, Sarah C        | 30 MTMS | 46.51 |



2013 USMS Spring National Championships, Sanction #: 163-S001

IU Natatorium, Indianapolis

Meet Program - Sunday, May 12 2013

**Heat 22 (#40 Women 50 Yard Freestyle)**

|   |                     |         |       |
|---|---------------------|---------|-------|
| 1 | Hassell, Shaakira A | 34 UNAT | 29.14 |
| 2 | Winters, Alison M   | 33 WMAC | 28.72 |
| 3 | Szafanski, Lisa A   | 32 MMA  | 28.53 |
| 4 | Gober, Jelena       | 30 MMA  | 28.27 |
| 5 | Sajn, Catherine     | 30 MGM  | 28.28 |
| 6 | Klein, Stephanie M  | 30 PMST | 28.68 |
| 7 | Sarbacker, Sarah    | 33 EXCL | 29.01 |
| 8 | Hornik, Mary T      | 33 IM   | 29.62 |

**Heat 23 of 33 Finals**

|   |                    |         |       |
|---|--------------------|---------|-------|
| 1 | Howland, Heather   | 32 IM   | 27.97 |
| 2 | Schneider, Erin E  | 34 WMAC | 27.69 |
| 3 | Tressler, Randi L  | 30 UNAT | 27.45 |
| 4 | Banning, Amber     | 30 VALM | 27.19 |
| 5 | Arnot, Jordan A    | 31 CHGO | 27.25 |
| 6 | Lastfogel, Laura L | 30 SFTL | 27.60 |
| 7 | Massey, Melissa K  | 31 RAY  | 27.78 |
| 8 | Weaver, Jenny W    | 32 INDY | 28.00 |

**Heat 24 of 33 Finals**

|   |                       |         |       |
|---|-----------------------|---------|-------|
| 1 | Rawlins, Laura M      | 34 IM   | 26.80 |
| 2 | Zerhusen, Megan       | 33 SKY  | 26.35 |
| 3 | Coombe, Katy A        | 30 HOPK | 25.44 |
| 4 | Chance, Danielle R    | 31 BLU  | 24.41 |
| 5 | Vucinich, Elizabeth A | 32 WHZO | 25.12 |
| 6 | Bos, Amanda J         | 33 INDY | 26.00 |
| 7 | Duhaime, Susan A      | 30 MICH | 26.78 |
| 8 | Schroeter, Andrea K   | 33 SCMI | 27.03 |

**Heat 25 of 33 Finals**

|   |                     |         |       |
|---|---------------------|---------|-------|
| 1 | Carr, Stacie R      | 26 MICH | 35.32 |
| 2 | Luptak, Alexandra   | 27 UNAT | 33.00 |
| 3 | Giesel, Carolyn M   | 25 ANBM | 32.76 |
| 4 | Guidarelli, Kaitlin | 29 DOC  | 30.47 |
| 5 | Myers, Trisha A     | 28 ROSE | 31.00 |
| 6 | Tegeler, Tiffany    | 27 MPM  | 33.00 |
| 7 | Wan, Shulamite      | 29 INDY | 33.53 |

**Heat 26 of 33 Finals**

|   |                    |         |       |
|---|--------------------|---------|-------|
| 1 | Wang, Stephanie    | 25 NAST | 28.91 |
| 2 | Toy, Kasey         | 26 UNAT | 28.44 |
| 3 | Cush, Rachel       | 28 MICH | 28.15 |
| 4 | Mathews, Erin      | 27 MARY | 27.51 |
| 5 | Gottlieb, Emilee R | 26 BUMS | 27.82 |
| 6 | Stanilova, Tsveta  | 27 MESC | 28.22 |
| 7 | DeYoe, Lauren      | 27 MTSC | 28.68 |
| 8 | Jiang, Yue         | 26 ISWM | 29.16 |

**Heat 27 of 33 Finals**

|   |                      |         |       |
|---|----------------------|---------|-------|
| 1 | Kelly, Kaymee        | 28 GSMS | 27.22 |
| 2 | Brandon, Celeste A   | 29 BLU  | 26.88 |
| 3 | Lapinskas, Christina | 27 SCAQ | 26.50 |
| 4 | Hanson, Erika L      | 25 TOC  | 26.00 |
| 5 | Madgiak, Jen L       | 27 IM   | 26.09 |
| 6 | Scannell, Colleen    | 27 BUMS | 26.80 |
| 7 | Teller, Jordan       | 29 BOZE | 27.21 |
| 8 | Webb, Amy K          | 26 AWJ  | 27.44 |

**Heat 28 of 33 Finals**

|   |                           |         |       |
|---|---------------------------|---------|-------|
| 1 | Taylor, Vicki             | 27 TVM  | 25.79 |
| 2 | Erickson, Lauren          | 28 VSM  | 25.42 |
| 3 | Madeira, Isabel           | 26 WLAC | 25.00 |
| 4 | O'Donnell-McCarthy, Fiona | 26 TOC  | 24.42 |
| 5 | Gill, Meg B               | 28 TOC  | 24.50 |
| 6 | Sitarz, Rachel A          | 28 ISWM | 25.41 |
| 7 | Caudill, Sarah E          | 25 INDY | 25.56 |
| 8 | Thomas, Desiree           | 25 O*H* | 25.81 |

**Heat 29 of 33 Finals**

|   |                     |         |       |
|---|---------------------|---------|-------|
| 1 | Stercks, Annie      | 23 HMS  | 40.00 |
| 2 | Anderson, Lisa      | 23 HMS  | 33.00 |
| 3 | Dauksavage, Nicole  | 24 RAM  | 30.51 |
| 4 | Evans, Haley A      | 21 UTAH | 29.20 |
| 5 | Mickunas, Allison P | 23 VALM | 30.50 |
| 6 | Reed, Bonnie        | 20 COLE | 31.28 |
| 7 | Davie, Margo        | 24 HMS  | 36.67 |

**Heat 30 of 33 Finals**

|   |                     |         |       |
|---|---------------------|---------|-------|
| 1 | Pawloski, Devon E   | 18 MICH | 28.73 |
| 2 | Miller, Leah        | 24 INDY | 28.70 |
| 3 | Sinclair, Katelyn N | 18 DUCK | 28.68 |
| 4 | Barringer, Danika   | 21 HMS  | 28.50 |
| 5 | Robinson, April K   | 23 DUCK | 28.60 |
| 6 | McKiernan, Alex M   | 19 PSM  | 28.70 |
| 7 | Pawloski, Shannon C | 20 MICH | 28.72 |
| 8 | Read, Bailey        | 19 HMS  | 29.00 |

**Heat 31 of 33 Finals**

|   |                      |         |       |
|---|----------------------|---------|-------|
| 1 | Harris, Julia K      | 21 INDY | 28.50 |
| 2 | Watts, Kristyn M     | 23 INDY | 28.32 |
| 3 | Caetano, Maggie      | 22 HMS  | 28.18 |
| 4 | Brakora, Kelly S     | 22 UNAT | 27.41 |
| 5 | Margolin, Michelle L | 22 DUCK | 28.00 |
| 6 | Fisher, Katelyn A    | 19 CSMT | 28.30 |
| 7 | Batesole, Briana D   | 24 PRTR | 28.39 |
| 8 | Haase, Kate          | 22 HMS  | 28.50 |

**Heat 32 of 33 Finals**

|   |                      |         |       |
|---|----------------------|---------|-------|
| 1 | Smith, LaJoya B      | 24 THT  | 27.19 |
| 2 | Vetter, Johanna K    | 22 GLTR | 27.00 |
| 3 | Miller, Lindsay      | 20 DUCK | 26.90 |
| 4 | Gramelspacher, Maria | 24 SWIN | 26.54 |
| 5 | Perez, Esmeralda     | 18 WMAC | 26.75 |
| 6 | Shockey, Kayla       | 19 UNAT | 26.95 |
| 7 | St. Sauveur, Katelyn | 24 EDIN | 27.07 |
| 8 | Hanson, Hunter       | 20 HMS  | 27.40 |

**Heat 33 of 33 Finals**

|   |                    |         |       |
|---|--------------------|---------|-------|
| 1 | Mullen, Rachael E  | 23 NCMS | 25.76 |
| 2 | Spencer, Rachel    | 20 UTAH | 25.56 |
| 3 | Saulters, Nicole K | 23 MMA  | 25.22 |
| 4 | Raatz, Katherine   | 24 TOC  | 24.77 |
| 5 | Koltz, Jessica L   | 24 BUMS | 24.83 |
| 6 | Biggs, Brittany A  | 23 CMS  | 25.45 |
| 7 | Frendreis, Lauren  | 24 ROSE | 25.70 |
| 8 | King, Emily        | 21 UNAT | 25.77 |

**#41 Men 200 Yard IM**

| Lane                       | Name                 | Age | Club | Seed | Time     |
|----------------------------|----------------------|-----|------|------|----------|
| <b>Heat 1 of 26 Finals</b> |                      |     |      |      |          |
| 1                          | Easterla, David A    | 75  | MOVY |      | 4:40.10  |
| 2                          | Cavanaugh, Cav       | 77  | GOLD |      | 3:23.00  |
| 3                          | Costill, David       | 77  | INDY |      | 2:55.00  |
| 4                          | Fasbender, Barry A   | 75  | STAN |      | 3:20.42  |
| 5                          | Medici, John C       | 75  | O*H* |      | 3:28.90  |
| 6                          | Stolz, Irwin W       | 83  | GAJA |      | 3:52.31  |
| 7                          | Jones, Burwell       | 80  | SYSM |      | 3:15.00  |
| 8                          | Burgess, H. William  | 84  | HIMA |      | 4:36.58  |
| <b>Heat 2 of 26 Finals</b> |                      |     |      |      |          |
| 3                          | Walker, Larry        | 69  | SLAM |      | 3:08.50  |
| 4                          | Maine, Thomas O      | 87  | SLAM |      | 3:58.73  |
| 8                          | Ouchakof, Vladimir I | 89  | CONN |      | 10:00.00 |
| <b>Heat 3 of 26 Finals</b> |                      |     |      |      |          |
| 1                          | Marshall, Steve      | 71  | MICH |      | 3:21.55  |
| 2                          | Van Horn, William G  | 74  | TOC  |      | 3:05.51  |
| 3                          | Wolfe, Artie         | 73  | CMS  |      | 2:42.00  |
| 4                          | Landis, Tom          | 71  | OREG |      | 2:34.00  |
| 5                          | Freshley, Mike R     | 72  | SDSM |      | 2:41.97  |
| 6                          | Lokensgard, Erik     | 70  | MICH |      | 2:55.00  |
| 7                          | Rupert, Bill         | 70  | MESC |      | 3:16.65  |
| 8                          | Learmonth, William R | 73  | O*H* |      | 3:22.82  |
| <b>Heat 4 of 26 Finals</b> |                      |     |      |      |          |
| 1                          | Palmer, Bill         | 62  | MICH |      | 3:17.68  |
| 2                          | Bly, Phillip M       | 60  | INDY |      | 2:55.00  |
| 3                          | Paushter, Stephen L  | 61  | BUMS |      | 2:46.53  |
| 4                          | Cowing, John M       | 64  | MICH |      | 2:49.00  |
| 5                          | Larson, Allen J      | 60  | OREG |      | 3:01.64  |
| 6                          | Traester, William F  | 64  | CONN |      | 3:42.00  |
| 7                          | Reed, Michael E      | 58  | LIB  |      | 2:58.13  |
| 8                          | Miller, John B       | 59  | MGM  |      | 3:21.47  |
| <b>Heat 5 of 26 Finals</b> |                      |     |      |      |          |
| 1                          | Pillmore, Bill       | 65  | NCMS |      | 2:50.50  |
| 2                          | Frost, Kenneth A     | 68  | TAM  |      | 2:39.00  |
| 3                          | Couch, Bob E         | 66  | SYSM |      | 2:30.52  |
| 4                          | Strand, Robert       | 67  | ROSE |      | 2:22.50  |
| 5                          | Wilder, Hugh         | 65  | SRM  |      | 2:28.00  |
| 6                          | Miller, Douglas K    | 66  | INDY |      | 2:34.00  |
| 7                          | Meyerhoff, Rick      | 66  | TAM  |      | 2:42.82  |
| 8                          | McColly, Michael     | 67  | PSM  |      | 2:52.00  |
| <b>Heat 6 of 26 Finals</b> |                      |     |      |      |          |
| 1                          | Millholland, Carl    | 60  | WMAC |      | 2:41.83  |
| 2                          | Haynes, David A      | 60  | TOC  |      | 2:40.00  |
| 3                          | Thompson, Jim M      | 61  | INDY |      | 2:36.42  |
| 4                          | Bright, David        | 60  | NEM  |      | 2:31.00  |
| 5                          | Kennedy, James B     | 61  | CMAM |      | 2:31.12  |
| 6                          | Murphy, Patrick T    | 61  | CONN |      | 2:39.00  |
| 7                          | Douglass, Nick       | 63  | SAMY |      | 2:41.68  |
| 8                          | Fox, Jim             | 60  | INDY |      | 2:45.73  |

**2013 USMS Spring National Championships, Sanction #: 163-S001**

**IU Natatorium, Indianapolis**

**Meet Program - Sunday, May 12 2013**

|                                     |                        |         |                             |                             |                     |                             |         |                                     |                         |         |         |
|-------------------------------------|------------------------|---------|-----------------------------|-----------------------------|---------------------|-----------------------------|---------|-------------------------------------|-------------------------|---------|---------|
| <b>Heat 7 (#41 Men 200 Yard IM)</b> |                        |         | <b>Heat 14 of 26 Finals</b> |                             |                     | <b>Heat 21 of 26 Finals</b> |         |                                     |                         |         |         |
| 1                                   | Thompson, Frank L      | 61 MICH | 2:30.00                     | 1                           | Shope, Jon          | 47 INDY                     | 2:16.31 | 1                                   | Misch, Daniel           | 27 IM   | 2:31.23 |
| 2                                   | Thornton, James        | 60 1776 | 2:24.55                     | 2                           | Shaffer, Mike G     | 47 VCM                      | 2:12.01 | 2                                   | Morgan, Andrew A        | 27 CSPM | 2:10.00 |
| 3                                   | Kerns, Hubie           | 63 VCM  | 2:21.25                     | 3                           | Bennett, Dennis     | 47 IAMA                     | 2:11.69 | 3                                   | Swick, John T           | 29 ARIZ | 2:08.16 |
| 4                                   | Colella, Rick          | 61 PSM  | 2:08.77                     | 4                           | Dixon, Glenn S      | 48 NEM                      | 2:09.72 | 4                                   | Garza, Richard J        | 25 WOW  | 2:09.69 |
| 5                                   | Haufler, Steven E      | 60 OAM  | 2:19.45                     | 5                           | Mugford, Stephen A  | 46 NEM                      | 2:10.91 | 5                                   | Delavan, Timothy M      | 26 SAWS | 2:30.00 |
| 6                                   | Childs, Lee            | 64 GOLD | 2:23.09                     | 6                           | Holland, Dave       | 45 VMST                     | 2:11.85 | 6                                   | Rawlins, Brian K        | 33 IM   | 2:25.27 |
| 7                                   | Gruber, Glenn A        | 63 VCM  | 2:25.85                     | 7                           | Christensen, Kurt A | 47 MICH                     | 2:13.73 | 7                                   | Ashmore, Chad B         | 31 NKSM | 2:41.80 |
| 8                                   | Batizy, Arpad          | 61 O*H* | 2:30.25                     | 8                           | Boosin, Michael J   | 46 SCAQ                     | 2:16.54 | <b>Heat 22 of 26 Finals</b>         |                         |         |         |
| <b>Heat 8 of 26 Finals</b>          |                        |         |                             | <b>Heat 15 of 26 Finals</b> |                     |                             |         | 1                                   | Scott, Jamie L          | 31 BUMS | 2:15.04 |
| 1                                   | Finn, Peter R          | 59 DOC  | 2:32.60                     | 1                           | McCool, Chris       | 48 LTP                      | 2:06.70 | 2                                   | Oo, Aung Sann           | 31 ARIZ | 2:14.22 |
| 2                                   | Merrill, Nick C        | 55 IM   | 2:30.00                     | 2                           | Stori, Mark D       | 47 CHGO                     | 2:04.50 | 3                                   | Paushter, Matthew K     | 33 BUMS | 2:13.60 |
| 3                                   | Tarnapoll, Pete L      | 56 NAM  | 2:28.00                     | 3                           | Benucci, Lorenzo    | 45 AWJ                      | 2:02.00 | 4                                   | Kline, Travis L         | 33 PHX  | 2:10.12 |
| 4                                   | Jones, Judd            | 55 GAJA | 2:26.77                     | 4                           | Davis, Ross C       | 46 WMST                     | 1:59.51 | 5                                   | Tepe, Adam              | 32 CAT  | 2:13.00 |
| 5                                   | Meyer, Kenneth G       | 57 ELG  | 2:27.47                     | 5                           | Tuchler, Jim        | 48 IM                       | 1:59.80 | 6                                   | Durieux, Chad A         | 33 ROSE | 2:13.69 |
| 6                                   | Clark, David L         | 55 WMAC | 2:29.28                     | 6                           | Heber, Scott        | 46 DAMM                     | 2:02.94 | 7                                   | Sikich, Christopher P   | 34 NAST | 2:15.00 |
| 7                                   | Phillips, Mike         | 56 EXCL | 2:30.99                     | 7                           | Lee, Michael P      | 46 MARY                     | 2:06.57 | 8                                   | Hubbard, John           | 33 INDY | 2:17.66 |
| 8                                   | Hendrick, Marty        | 55 SFTL | 2:35.88                     | 8                           | Hancock, Thomas     | 49 RATS                     | 2:08.34 | <b>Heat 23 of 26 Finals</b>         |                         |         |         |
| <b>Heat 9 of 26 Finals</b>          |                        |         |                             | <b>Heat 16 of 26 Finals</b> |                     |                             |         | 1                                   | Owen, Jason L           | 32 CSPM | 2:06.52 |
| 1                                   | Heinemann, William A   | 55 OREG | 2:25.40                     | 1                           | Ellis, Andrew F     | 44 TERR                     | 2:17.00 | 2                                   | Kendig, Jamie M         | 32 SYSM | 2:03.95 |
| 2                                   | Lindstedt, David P     | 57 LAPS | 2:22.90                     | 2                           | Kroupa, Andy S      | 44 BLU                      | 2:15.43 | 3                                   | Knowles, Jeremy D       | 31 SWIF | 2:02.37 |
| 3                                   | Haberek, Cork          | 56 SKY  | 2:22.67                     | 3                           | Ripic, Steve        | 40 MVN                      | 2:14.25 | 4                                   | Kerekjarto, Tamas       | 33 WLAC | 1:56.20 |
| 4                                   | Blatt, Michael J       | 57 VCM  | 2:20.81                     | 4                           | Grotke, Kevin A     | 40 IM                       | 2:11.97 | 5                                   | Gaines, Billy           | 32 LVM  | 2:02.00 |
| 5                                   | Wasserman, Neil R      | 58 O*H* | 2:21.75                     | 5                           | Wharton, Dave L     | 43 NAM                      | 2:12.11 | 6                                   | Vanderkaay, Christian   | 31 MICH | 2:03.77 |
| 6                                   | Callahan, Jim          | 55 UNAT | 2:22.75                     | 6                           | Sheldon, Paul       | 42 CMS                      | 2:15.12 | 7                                   | Wakefield, William W    | 30 O*H* | 2:04.89 |
| 7                                   | Nolte, Christopher C   | 56 CMS  | 2:25.00                     | 7                           | Houchens, Jeremy    | 43 CON                      | 2:15.48 | 8                                   | Hildebrand, David R     | 32 TNYA | 2:07.69 |
| 8                                   | Knowles, Andy          | 58 SWIF | 2:25.77                     | 8                           | Semus, Joe          | 42 MEDM                     | 2:20.71 | <b>Heat 24 of 26 Finals</b>         |                         |         |         |
| <b>Heat 10 of 26 Finals</b>         |                        |         |                             | <b>Heat 17 of 26 Finals</b> |                     |                             |         | 1                                   | Vetor, Craig A          | 25 INDY | 2:05.20 |
| 1                                   | Seibt, Andreas K       | 55 IM   | 2:18.00                     | 1                           | Hamilton, Nathan    | 44 SNM                      | 2:10.00 | 2                                   | Shiosaki, Daniel T      | 28 TOC  | 2:03.74 |
| 2                                   | Hemmerle, Jamie        | 57 1776 | 2:15.50                     | 2                           | Doherty, Todd S     | 42 PSM                      | 2:07.68 | 3                                   | Jordan, Scott C         | 27 TNYA | 1:59.99 |
| 3                                   | Von Hoffmann, Gerard   | 57 NOVA | 2:15.00                     | 3                           | Reed, Scott W       | 42 SBM                      | 2:06.12 | 4                                   | Gullett, Jeffrey D      | 29 CMS  | 1:56.00 |
| 4                                   | Carter, Paul V         | 55 TOC  | 2:05.00                     | 4                           | Solano, Abraham E   | 43 SKY                      | 2:02.00 | 5                                   | Gallagher, Liam         | 27 SPRY | 1:57.99 |
| 5                                   | Halley, Franklin M     | 55 DAS  | 2:12.76                     | 5                           | Castagnos, Chip     | 44 BLU                      | 2:05.58 | 6                                   | Lau, Jonathan A         | 27 CSPM | 2:01.63 |
| 6                                   | Stephenson, Dan        | 56 ROSE | 2:15.00                     | 6                           | Bez, Guillermo      | 40 SWIN                     | 2:07.44 | 7                                   | Spence, Graeme T        | 26 IRM  | 2:03.95 |
| 7                                   | Young, Bruce D         | 55 CSC  | 2:16.38                     | 7                           | Goodison, Michael R | 41 TERR                     | 2:09.03 | 8                                   | Weyerbacher, Jonathan S | 28 INDY | 2:07.00 |
| 8                                   | Groselle, Jack R       | 58 SYSM | 2:18.23                     | 8                           | Mackenroth, Jack    | 44 TNYA                     | 2:10.44 | <b>Heat 25 of 26 Finals</b>         |                         |         |         |
| <b>Heat 11 of 26 Finals</b>         |                        |         |                             | <b>Heat 18 of 26 Finals</b> |                     |                             |         | 2                                   | Butz, Jeremy            | 24 AGUA | 2:20.25 |
| 1                                   | Monahan, Jim           | 50 ANBM | 2:37.03                     | 3                           | Kozlowski, Mark S   | 38 IM                       | 2:21.18 | 3                                   | Sullivan, Brendan S     | 23 ANBM | 2:17.57 |
| 2                                   | Pfaltzgraff, Mark      | 51 WMAC | 2:25.46                     | 4                           | Redmon, Scott C     | 39 CSC                      | 2:16.69 | 4                                   | Malony, Shawn           | 23 SKY  | 2:10.42 |
| 3                                   | Hood, Daniel C         | 52 MICH | 2:24.58                     | 5                           | Boeke, Lonny        | 35 WLAC                     | 2:17.50 | 5                                   | Singleton, Marcus G     | 24 UTAH | 2:15.84 |
| 4                                   | Hiteshew, David        | 50 CHGO | 2:20.50                     | 6                           | Abounassar, Michael | 37 ROSE                     | 3:00.00 | 6                                   | Peterson, Cameron       | 19 HMS  | 2:20.00 |
| 5                                   | Jenkins, Timothy J     | 51 IM   | 2:24.00                     | <b>Heat 19 of 26 Finals</b> |                     |                             |         | 7                                   | Alcantar, Eduardo       | 20 PSM  | 2:29.71 |
| 6                                   | Irmas, Todd E          | 50 CVMM | 2:25.08                     | 1                           | Albert, Greg M      | 38 MESC                     | 2:14.91 | <b>Heat 26 of 26 Finals</b>         |                         |         |         |
| 7                                   | Coveney, Christopher M | 50 CMS  | 2:25.84                     | 2                           | Maydak, Jeffrey M   | 39 NAST                     | 2:12.85 | 1                                   | Salcedo, Mat            | 18 LIEM | 2:10.00 |
| <b>Heat 12 of 26 Finals</b>         |                        |         |                             | 3                           | Mason, Michael T    | 39 ROSE                     | 2:11.60 | 2                                   | Nemesi, Joey V          | 19 ARKM | 2:09.35 |
| 1                                   | Orten, Frank T         | 54 CMS  | 2:17.79                     | 4                           | Mulcahy, Ryan P     | 35 IM                       | 2:10.00 | 3                                   | Thomas, Chandler P      | 23 NCMS | 1:57.12 |
| 2                                   | Biles, James B         | 52 WMAC | 2:14.47                     | 5                           | Doherty, Kevin J    | 39 CMS                      | 2:11.02 | 4                                   | Leo, MacGregor W        | 24 AGUA | 1:57.00 |
| 3                                   | Battle, Glenn H        | 51 FXCM | 2:10.00                     | 6                           | Jackson, Scott J    | 38 NOVA                     | 2:11.93 | 5                                   | O'Neill, Thomas D       | 23 BUM  | 1:57.00 |
| 4                                   | Scott, Greg C          | 53 CMS  | 2:08.20                     | 7                           | Rietema, Brad       | 36 MICH                     | 2:14.75 | 6                                   | Case, Alex R            | 24 ART  | 1:59.99 |
| 5                                   | Guthrie, David M       | 52 TXLA | 2:09.17                     | 8                           | Albino, Jorge E     | 38 SYSM                     | 2:16.00 | 7                                   | Snyder, Alex J          | 23 INDY | 2:10.00 |
| 6                                   | Johnson, Eric A        | 52 LRC  | 2:12.00                     | <b>Heat 20 of 26 Finals</b> |                     |                             |         | 8                                   | Mann, Chris M           | 23 UNAT | 2:10.35 |
| 7                                   | Holland, David A       | 54 WMAC | 2:15.00                     | 1                           | Pecht, Ben T        | 38 VCM                      | 2:07.52 | <b>#42 Women 200 Yard IM</b>        |                         |         |         |
| 8                                   | Day, Brian T           | 53 PTMS | 2:20.00                     | 2                           | Powers, Brian V     | 38 INDY                     | 2:04.00 | <b>Lane Name Age Club Seed Time</b> |                         |         |         |
| <b>Heat 13 of 26 Finals</b>         |                        |         |                             | 3                           | Stich, Darryl D     | 37 WMAC                     | 2:02.90 | <b>Heat 1 of 20 Finals</b>          |                         |         |         |
| 2                                   | Vandekerckhove, Ron F  | 45 MICH | 3:00.00                     | 4                           | Goltz, Jason        | 35 FACT                     | 1:59.00 | 3                                   | Rooney, Joanne T        | 79 IM   | 4:50.94 |
| 3                                   | Kerr, David            | 47 INDY | 2:19.14                     | 5                           | Mitchell, Justin W  | 37 WLAC                     | 2:02.00 | 4                                   | Oberg, Jane G           | 75 CMS  | 3:45.20 |
| 4                                   | Wendorf, Eric E        | 48 UNAT | 2:17.28                     | 6                           | Halbert, Jeffrey B  | 38 INDY                     | 2:03.45 | 5                                   | Gogola, Laura J         | 77 MICH | 4:36.48 |
| 5                                   | Pardieck, Andrew M     | 45 SLAM | 2:19.10                     | 7                           | Dawkins, Adam S     | 37 SWIN                     | 2:05.12 |                                     |                         |         |         |
| 6                                   | Brandt, Mark W         | 47 IM   | 2:19.20                     | 8                           | Hartsock, Steve J   | 39 CHGO                     | 2:09.94 |                                     |                         |         |         |

## 2013 USMS Spring National Championships, Sanction #: 163-S001

## IU Natatorium, Indianapolis

## Meet Program - Sunday, May 12 2013

**Heat 2 (#42 Women 200 Yard IM)**

|   |                 |         |         |
|---|-----------------|---------|---------|
| 2 | Hall, Carol A   | 65 INDY | 5:00.00 |
| 3 | Webb, Linda     | 67 SFTL | 3:15.87 |
| 4 | Burfeind, Betty | 66 IM   | 3:12.40 |
| 5 | Dehn, Mary      | 67 MICH | 4:00.00 |
| 6 | Meyers, Susan L | 71 INDY | 3:23.15 |
| 7 | Hlavacek, Ida M | 71 VMST | 3:35.39 |

**Heat 3 of 20 Finals**

|   |                         |         |         |
|---|-------------------------|---------|---------|
| 1 | Hibbert, Kelly          | 55 MICH | 4:28.65 |
| 2 | Schueckler, Leslie      | 57 BSM  | 3:36.55 |
| 3 | Eastridge, Joannie W    | 58 MICH | 3:26.49 |
| 4 | Mickunas, Karen P       | 58 VMST | 3:30.36 |
| 5 | Emmrich, Ann C          | 56 JPD  | 3:50.25 |
| 6 | Fisher Campbell, Anne E | 60 INDY | 3:22.28 |
| 7 | Kastberg, Ann           | 60 OREG | 3:13.97 |
| 8 | Ward, Carol             | 64 IM   | 3:50.00 |

**Heat 4 of 20 Finals**

|   |                     |         |         |
|---|---------------------|---------|---------|
| 1 | Hummel, Barbara R   | 61 NEM  | 3:10.40 |
| 2 | Tourtual, Dorothy M | 62 BUMS | 3:05.45 |
| 3 | Miller, Celeste     | 63 SNM  | 2:50.39 |
| 4 | Davis, Charlotte M  | 63 PSM  | 2:35.00 |
| 5 | Kohn, Catherine K   | 60 SLAM | 2:45.00 |
| 6 | Rothenberg, Diane F | 60 O*H* | 2:52.00 |
| 7 | Douglass, Marilyn   | 63 SAMY | 3:10.25 |
| 8 | Smith, Melinda J    | 60 O*H* | 3:13.23 |

**Heat 5 of 20 Finals**

|   |                     |         |         |
|---|---------------------|---------|---------|
| 1 | Turner, Lisa M      | 55 UNAT | 3:04.20 |
| 2 | Thomas, Barbara     | 57 O*H* | 2:56.79 |
| 3 | Cavanaugh, Debbie D | 55 GOLD | 2:44.00 |
| 4 | Estel, Beth A       | 57 NEM  | 2:33.84 |
| 5 | Alioto, Laurie J    | 55 WMAC | 2:40.00 |
| 6 | Penney, Debra S     | 55 UTAH | 2:55.00 |
| 7 | Alton, Dale         | 55 GAJA | 3:01.00 |
| 8 | Ehrke, Nancy L      | 59 WMAC | 3:08.68 |

**Heat 6 of 20 Finals**

|   |                        |         |         |
|---|------------------------|---------|---------|
| 1 | Amelon, Mitzi C        | 50 MICH | 5:11.21 |
| 2 | Stratton, Christine    | 54 IM   | 3:08.59 |
| 3 | Grebe, Suzanne         | 51 MICH | 3:05.95 |
| 4 | Jensen, Sue            | 52 NEM  | 2:44.17 |
| 5 | Scott, Sheryl L        | 50 NEM  | 2:47.02 |
| 6 | Chappell, Melinda E    | 52 GSMS | 3:08.26 |
| 7 | Bossert-Hartman, Carol | 52 IM   | 3:15.00 |

**Heat 7 of 20 Finals**

|   |                    |         |         |
|---|--------------------|---------|---------|
| 1 | Noble, Suzanne M   | 50 MICH | 2:42.19 |
| 2 | Norwood, Roberta W | 53 INDY | 2:38.33 |
| 3 | Groselle, Laura L  | 52 SYSM | 2:31.55 |
| 4 | Hernandez, Jill S  | 52 CHIC | 2:16.49 |
| 5 | Crouch, Kim        | 51 CMS  | 2:26.33 |
| 6 | Steffe, Kathleen   | 50 CMS  | 2:32.13 |
| 7 | Spivey, Bonnie L   | 54 MVN  | 2:38.79 |
| 8 | Kimple, Karen C    | 51 WMAC | 2:42.86 |

**Heat 8 of 20 Finals**

|   |                      |         |         |
|---|----------------------|---------|---------|
| 1 | Smith, Liesl G       | 48 IM   | 2:50.90 |
| 2 | Barry, Robin B       | 46 LVM  | 2:49.09 |
| 3 | Hamel, Laura         | 48 SYSM | 2:45.00 |
| 4 | Sullivan, Suna       | 46 PSM  | 2:40.63 |
| 5 | Moenssens, Sandra    | 47 LIB  | 2:43.40 |
| 6 | Karlin, Olivia       | 49 WHZO | 2:47.03 |
| 7 | Michel, Emmanuelle J | 46 MICH | 2:49.40 |
| 8 | Harbison, Audrey L   | 49 THT  | 3:00.47 |

**Heat 9 of 20 Finals**

|   |                         |         |         |
|---|-------------------------|---------|---------|
| 1 | O'Connor, Kelley J      | 45 DLMA | 2:38.19 |
| 2 | Wenner, Kelly A         | 47 MGM  | 2:36.19 |
| 3 | Dixon, Lou Ann          | 45 GRIN | 2:35.50 |
| 4 | Kupan, Cheryl A         | 48 SPM  | 2:33.96 |
| 5 | Strauss, Beth A         | 47 NCMJ | 2:35.00 |
| 6 | Vanderpoel, Nicole L    | 48 CMS  | 2:35.50 |
| 7 | Preitkis-Jones, Debra A | 48 NASH | 2:38.00 |
| 8 | Gillman, Andrea         | 45 TULS | 2:38.82 |

**Heat 10 of 20 Finals**

|   |                       |         |         |
|---|-----------------------|---------|---------|
| 1 | Johansson, Hanna L    | 46 PSM  | 2:32.54 |
| 2 | Shuck, Susie          | 47 INDY | 2:26.50 |
| 3 | Hug, Laurie           | 48 1776 | 2:22.22 |
| 4 | Caterson, Gretchen    | 46 SCA  | 2:17.00 |
| 5 | Poppo, Corrin C       | 48 MICH | 2:21.67 |
| 6 | Gallagher, Kathy      | 48 ARIZ | 2:25.64 |
| 7 | Frederic, Christine H | 48 SMS  | 2:29.83 |
| 8 | McPherson, Chris A    | 45 NASH | 2:33.82 |

**Heat 11 of 20 Finals**

|   |                              |         |         |
|---|------------------------------|---------|---------|
| 1 | Jensen, Rebecca              | 38 ELG  | 3:08.09 |
| 2 | Noffsinger-Frazier, Nicole A | 37 UNAT | 2:38.76 |
| 3 | Morse, Sandra                | 35 UNAT | 2:35.90 |
| 4 | Moore, Elizabeth             | 37 INDY | 2:49.19 |
| 5 | Carter, Kelly                | 43 MVN  | 2:45.99 |
| 6 | Holt-Wilson, Mary R          | 42 MESC | 2:41.44 |
| 7 | Haberstich, Carrie           | 41 IM   | 2:45.98 |
| 8 | Cantrell, Connie S           | 42 MICH | 2:46.22 |

**Heat 12 of 20 Finals**

|   |                     |         |         |
|---|---------------------|---------|---------|
| 1 | Verville, Julia H   | 40 ISWM | 2:38.07 |
| 2 | Beeman, Ashley C    | 41 CONN | 2:37.20 |
| 3 | Sinitz, Cheryl      | 44 WMAC | 2:32.12 |
| 4 | Cleven, Detra R     | 44 BASC | 2:26.85 |
| 5 | Saribalas, Amy M    | 40 NAM  | 2:30.00 |
| 6 | Naylor, Helen       | 44 VSM  | 2:34.41 |
| 7 | Gutgsell, Kristin E | 42 SWIN | 2:37.27 |
| 8 | MacGreggor, Maria C | 42 MICH | 2:39.00 |

**Heat 13 of 20 Finals**

|   |                     |         |         |
|---|---------------------|---------|---------|
| 1 | Reece, Margaret E   | 41 CHIC | 2:22.00 |
| 2 | Nieto, Alexandra    | 40 SKY  | 2:20.64 |
| 3 | Day, Nadine K       | 42 UNAT | 2:20.07 |
| 4 | Seider, Wenke K     | 43 OJAI | 2:11.66 |
| 5 | Lane, Tanya         | 41 AAAA | 2:15.00 |
| 6 | McCurdy, Tracy C    | 44 NEM  | 2:20.46 |
| 7 | Legaspi, Kelly A    | 41 SFTL | 2:20.90 |
| 8 | Reichart, Christine | 42 CSC  | 2:25.56 |

**Heat 14 of 20 Finals**

|   |                      |         |         |
|---|----------------------|---------|---------|
| 1 | Lindsey, Elizabeth H | 35 NCMS | 2:32.25 |
| 2 | Port, Juliet E       | 37 INDY | 2:28.72 |
| 3 | Koch Davis, Laura K  | 36 WMST | 2:19.28 |
| 4 | Limke, Tobi L        | 38 NBAC | 2:14.94 |
| 5 | Wetstone, Susan      | 39 PSM  | 2:17.22 |
| 6 | Perez, Sarah M       | 37 WMAC | 2:24.29 |
| 7 | Framke, Erin C       | 39 CMS  | 2:30.78 |
| 8 | Messenger, Shelly E  | 36 CON  | 2:35.00 |

**Heat 15 of 20 Finals**

|   |                       |         |         |
|---|-----------------------|---------|---------|
| 1 | Guidarelli, Kaitlin   | 29 DOC  | 3:04.00 |
| 2 | Ho, Judy              | 27 ROSE | 2:45.00 |
| 3 | Hollies, Natalie      | 27 INDY | 2:44.44 |
| 4 | Lipton, Zahava        | 27 REDT | 2:45.97 |
| 5 | Filippo, Marissa S    | 34 GLTR | 2:59.95 |
| 6 | Sajn, Catherine       | 30 MGM  | 2:34.09 |
| 7 | Nall, Glenna A        | 34 INDY | 2:42.00 |
| 8 | Schmaltz, Elizabeth R | 33 MICH | 4:38.00 |

**Heat 16 of 20 Finals**

|   |                       |         |         |
|---|-----------------------|---------|---------|
| 1 | Sheehan, Nichole      | 34 WLAC | 2:29.82 |
| 2 | Watanabe, Naoko       | 30 TOC  | 2:25.32 |
| 3 | Wilkins, Jillian A    | 32 BLU  | 2:20.44 |
| 4 | Grunter, Megan L      | 30 MICH | 2:14.04 |
| 5 | Grover, Mollie K      | 32 TERR | 2:14.74 |
| 6 | Wakefield, Samantha   | 30 O*H* | 2:23.05 |
| 7 | Richardson, Lindsay E | 33 MICH | 2:27.79 |
| 8 | Seidler, Mindy E      | 33 WMAC | 2:32.86 |

**Heat 17 of 20 Finals**

|   |                     |         |         |
|---|---------------------|---------|---------|
| 1 | Corporon, Nicolle A | 28 CON  | 2:27.66 |
| 2 | Riggs, Lindsay      | 25 INDY | 2:26.46 |
| 3 | Thomas, Desiree     | 25 O*H* | 2:20.64 |
| 4 | Capizzi, Stefanie   | 26 ROSE | 2:20.04 |
| 5 | Schneider, Leah R   | 28 ARIZ | 2:20.23 |
| 6 | Houston, Katy       | 25 TOC  | 2:24.00 |
| 7 | Webb, Amy K         | 26 AWJ  | 2:27.49 |
| 8 | Cates, Kimberly F   | 29 PCAT | 2:39.48 |

**Heat 18 of 20 Finals**

|   |                              |         |         |
|---|------------------------------|---------|---------|
| 1 | Hanson, Erika L              | 25 TOC  | 2:20.00 |
| 2 | Gilmore, Katie L             | 29 ALEX | 2:15.19 |
| 3 | VanWinkle, Leslie M          | 26 UNAT | 2:11.12 |
| 4 | O'Leary, Britta              | 28 AWJ  | 2:08.00 |
| 5 | Modrov, Priscilla A          | 25 HOBO | 2:10.96 |
| 6 | Segovia, Vanessa             | 29 GOLD | 2:14.91 |
| 7 | Del Rio - Caddick, Addison I | 26 MMA  | 2:17.00 |
| 8 | Ripley, Rachel M             | 28 INDY | 2:20.00 |

**Heat 19 of 20 Finals**

|   |                     |         |         |
|---|---------------------|---------|---------|
| 2 | Wokey, Ingrid       | 23 KAMS | 2:50.00 |
| 3 | Caldwell, Cailee    | 23 SWOM | 2:30.00 |
| 4 | Miller, Leah        | 24 INDY | 2:29.08 |
| 5 | Cleveland, Nicole L | 24 ABM  | 2:29.98 |
| 6 | Treece, Lindsay K   | 23 NCMS | 2:31.61 |

2013 USMS Spring National Championships, Sanction #: 163-S001

IU Natatorium, Indianapolis

Meet Program - Sunday, May 12 2013

**Heat 20 (#42 Women 200 Yard IM)**

|   |                      |    |      |         |
|---|----------------------|----|------|---------|
| 1 | Smith, LaJoya B      | 24 | THT  | 2:28.50 |
| 2 | Turner, Katy C       | 23 | MARY | 2:21.90 |
| 3 | Frendreis, Lauren    | 24 | ROSE | 2:19.52 |
| 4 | Sheafor, Tirion L    | 18 | NCMS | 2:17.45 |
| 5 | Sheafor, Haley E     | 18 | NCMS | 2:19.44 |
| 6 | Kopacka, Ryann       | 24 | GAJA | 2:20.13 |
| 7 | Mullen, Rachael E    | 23 | NCMS | 2:23.39 |
| 8 | Margolin, Michelle L | 22 | DUCK | 2:29.00 |

**#43 Men 100 Yard Butterfly**

| Lane | Name | Age | Club | Seed Time |
|------|------|-----|------|-----------|
|------|------|-----|------|-----------|

**Heat 1 of 28 Finals**

|   |                      |    |      |          |
|---|----------------------|----|------|----------|
| 3 | Hunt, Larry          | 65 | SKY  | 1:30.00  |
| 4 | Stolz, Hal F         | 78 | GAJA | 1:28.62  |
| 5 | Doud, Robert R       | 90 | MICH | 3:40.42  |
| 6 | Mitchell, Clarke E   | 80 | GAJA | 1:33.15  |
| 7 | Maine, Thomas O      | 87 | SLAM | 4:34.37  |
| 8 | Ouchakof, Vladimir I | 89 | CONN | 10:00.00 |

**Heat 2 of 28 Finals**

|   |                  |    |      |         |
|---|------------------|----|------|---------|
| 1 | Half, Henry M    | 70 | MOST | 1:46.65 |
| 2 | Shaw, James F    | 72 | RINC | 1:27.00 |
| 3 | Straka, Peter    | 70 | FTYM | 1:17.10 |
| 4 | Roddin, Hugh J   | 71 | ANCM | 1:11.31 |
| 5 | Wolfe, Artie     | 73 | CMS  | 1:16.00 |
| 6 | Hamada, Ahmed G  | 74 | GOLD | 1:25.15 |
| 7 | Goldstein, Mel E | 74 | INDY | 1:35.00 |
| 8 | Hale, Art        | 71 | UNAT | 2:51.03 |

**Heat 3 of 28 Finals**

|   |                    |    |      |         |
|---|--------------------|----|------|---------|
| 1 | Keenan, George W   | 59 | IM   | 1:10.80 |
| 2 | Gutowski, Mark     | 57 | SKY  | 1:08.13 |
| 3 | Merrill, Nick C    | 55 | IM   | 1:03.83 |
| 4 | Lindstedt, David P | 57 | LAPS | 1:00.91 |
| 5 | Stephenson, Dan    | 56 | ROSE | 1:01.56 |
| 6 | Freeman, Stephan J | 57 | SPM  | 1:06.00 |
| 7 | Peyton, Mike W     | 57 | OREG | 1:10.50 |

**Heat 4 of 28 Finals**

|   |                     |    |      |         |
|---|---------------------|----|------|---------|
| 1 | Osborne, Oz         | 67 | ELG  | 1:24.29 |
| 2 | Long, Robert        | 65 | IM   | 1:18.83 |
| 3 | Shastid, Jon        | 65 | SKY  | 1:08.00 |
| 4 | Abrahams, Richard T | 68 | CMS  | 1:00.00 |
| 5 | Burns, Richard      | 69 | TAM  | 1:08.00 |
| 6 | Motheral, Thomas W  | 65 | SYSM | 1:15.86 |
| 7 | Shaffer, Craig A    | 67 | ARIZ | 1:22.13 |
| 8 | Hellmann, Stephen D | 69 | SKY  | 1:27.08 |

**Heat 5 of 28 Finals**

|   |                      |    |      |         |
|---|----------------------|----|------|---------|
| 1 | Larson, Allen J      | 60 | OREG | 1:22.97 |
| 2 | Mange, Kenneth C     | 60 | MICH | 1:15.80 |
| 3 | Lyons, David A       | 60 | DAMM | 1:14.28 |
| 4 | Chamberlain, Rick A  | 61 | INDY | 1:12.00 |
| 5 | Gustafson, Lee O     | 61 | TPIT | 1:12.50 |
| 6 | Dougherty, Michael P | 61 | BOZE | 1:14.95 |
| 7 | Woelfel, Bradford B  | 63 | HURY | 1:17.40 |
| 8 | Brown, Paul P        | 62 | ELG  | 1:51.44 |

**Heat 6 of 28 Finals**

|   |                   |    |      |         |
|---|-------------------|----|------|---------|
| 1 | Sterne, Erik A    | 60 | ROSE | 1:06.12 |
| 2 | Wilson, Robert H  | 62 | CAQM | 1:04.42 |
| 3 | Haufler, Steven E | 60 | OAM  | 1:01.72 |
| 4 | Griffith, James M | 60 | TOC  | 1:00.00 |
| 5 | Martin, Doug      | 60 | ARKM | 1:00.80 |
| 6 | Alderson, Pat     | 61 | GSMS | 1:02.87 |
| 7 | Stark, Allen L    | 64 | OREG | 1:05.81 |
| 8 | Bernard, Alan D   | 63 | TAM  | 1:08.30 |

**Heat 7 of 28 Finals**

|   |                   |    |      |         |
|---|-------------------|----|------|---------|
| 1 | Ockerman, Jeff    | 58 | NASH | 59.88   |
| 2 | McCabe, Thomas J  | 55 | IM   | 58.00   |
| 3 | Graham, Donald    | 58 | PSM  | 57.68   |
| 4 | Carter, Paul V    | 55 | TOC  | 54.00   |
| 5 | Specht, William L | 55 | SPM  | 55.71   |
| 6 | Heath, Robert H   | 56 | MAM  | 58.00   |
| 7 | Davidson, Craig   | 57 | UNAT | 59.00   |
| 8 | Ursu, Andrei H    | 55 | ELG  | 1:00.44 |

**Heat 8 of 28 Finals**

|   |                      |    |      |         |
|---|----------------------|----|------|---------|
| 1 | Camacho, Raymond E   | 48 | WH2O | 1:09.00 |
| 2 | Wirt, Rob J          | 46 | CON  | 1:04.03 |
| 3 | Kaneshiro, Knoel K   | 45 | UNAT | 1:03.00 |
| 4 | Knox, Kurt           | 45 | WMAC | 1:02.48 |
| 5 | Martin, Rob D        | 47 | PSM  | 1:02.85 |
| 6 | Kucharski, Michael R | 45 | GAJA | 1:03.37 |
| 7 | Mattingly, Dan       | 49 | SKY  | 1:04.52 |
| 8 | King, Ian E          | 50 | GAJA | 1:07.84 |

**Heat 9 of 28 Finals**

|   |                      |    |      |         |
|---|----------------------|----|------|---------|
| 1 | Irmias, Todd E       | 50 | CVMM | 1:05.17 |
| 2 | Holove, Victor R     | 52 | NAST | 1:05.00 |
| 3 | Catellier, Kenneth P | 52 | INDY | 1:04.00 |
| 4 | Hellmann, Ralph P    | 51 | UNAT | 1:03.50 |
| 5 | Fisher, Dennis E     | 53 | CSMT | 1:04.00 |
| 6 | Vargas, Daniel       | 52 | ARIZ | 1:04.38 |
| 7 | Brown, Daniel V      | 52 | MICH | 1:05.13 |
| 8 | Paulsen, Curtis A    | 53 | WMAC | 1:05.50 |

**Heat 10 of 28 Finals**

|   |                    |    |      |         |
|---|--------------------|----|------|---------|
| 1 | McFarland, James A | 53 | NCMS | 1:02.50 |
| 2 | Wilczak, Tom       | 52 | ELG  | 1:02.38 |
| 3 | Pogue, Jim H       | 52 | MICH | 1:02.00 |
| 4 | Stephenson, Kyle   | 52 | MOVY | 1:01.50 |
| 5 | Phillips, Daniel L | 50 | PSM  | 1:01.70 |
| 6 | Dyer, Andy         | 54 | AWJ  | 1:02.37 |
| 7 | Zoltick, Martin M  | 50 | FXCM | 1:02.50 |
| 8 | Power, Scott       | 50 | UNAT | 1:02.90 |

**Heat 11 of 28 Finals**

|   |                    |    |      |         |
|---|--------------------|----|------|---------|
| 1 | Boileau, Mike      | 51 | CMS  | 1:00.75 |
| 2 | Reister, John A    | 50 | CMS  | 59.90   |
| 3 | Soltys, Ted J      | 52 | IM   | 59.00   |
| 4 | Gibson, Dave       | 52 | IM   | 58.00   |
| 5 | Stultz, Todd W     | 53 | SYSM | 58.73   |
| 6 | Jenkins, Timothy J | 51 | IM   | 59.50   |
| 7 | Cleaver, Oliver    | 50 | SAWS | 1:00.19 |
| 8 | Larkin, Doug       | 51 | LINS | 1:00.87 |

**Heat 12 of 28 Finals**

|   |                    |    |      |       |
|---|--------------------|----|------|-------|
| 1 | Johnson, Eric A    | 52 | LRC  | 56.50 |
| 2 | Beattie, John R    | 52 | BLU  | 56.25 |
| 3 | Booth, Mike        | 51 | ARKM | 54.90 |
| 4 | Sims, David E      | 50 | IM   | 51.44 |
| 5 | Patten, Bobby      | 50 | DAMM | 52.62 |
| 6 | Pratt, John L      | 50 | IM   | 55.50 |
| 7 | Wells, Brad R      | 51 | MOVY | 56.30 |
| 8 | Crocker, Stephen W | 50 | CSPM | 57.80 |

**Heat 13 of 28 Finals**

|   |                  |    |      |         |
|---|------------------|----|------|---------|
| 1 | McGuire, James W | 48 | SVY  | 1:00.43 |
| 2 | Hopson, Bruce E  | 47 | SLAM | 1:00.21 |
| 3 | Bailey, Jeff M   | 46 | MICH | 59.06   |
| 4 | Holland, Dave    | 45 | VMST | 58.12   |
| 5 | Bockius, Ted C   | 46 | DCAC | 58.31   |
| 6 | Cordero, Billy   | 45 | CHGO | 1:00.13 |
| 7 | Brandt, Mark W   | 47 | IM   | 1:00.30 |
| 8 | Maher, Larry P   | 48 | PTMS | 1:01.00 |

**Heat 14 of 28 Finals**

|   |                   |    |      |       |
|---|-------------------|----|------|-------|
| 1 | McCool, Chris     | 48 | LTP  | 56.10 |
| 2 | Williams, Neill   | 45 | DCAC | 55.50 |
| 3 | Shaffer, Mike G   | 47 | VCM  | 55.27 |
| 4 | Moran, Marty      | 46 | MINN | 53.16 |
| 5 | O'Dell, Rick      | 45 | BLU  | 54.00 |
| 6 | Dixon, Glenn S    | 48 | NEM  | 55.38 |
| 7 | Eickhoff, Randy M | 47 | SCA  | 56.00 |
| 8 | Wendorf, Eric E   | 48 | UNAT | 57.76 |

**Heat 15 of 28 Finals**

|   |                 |    |      |         |
|---|-----------------|----|------|---------|
| 1 | Melcher, Scott  | 42 | LIB  | 1:04.00 |
| 2 | Ripic, Steve    | 40 | MVN  | 1:02.00 |
| 3 | Tomson, Farol L | 41 | GERM | 1:00.64 |
| 4 | Kroupa, Andy S  | 44 | BLU  | 57.73   |
| 5 | Newbegin, Brian | 44 | SCAQ | 59.98   |
| 6 | Grotke, Kevin A | 40 | IM   | 1:01.50 |
| 7 | Sax, William C  | 44 | GMUP | 1:02.58 |
| 8 | Bullard, Joel   | 41 | NCMS | 1:07.16 |

**Heat 16 of 28 Finals**

|   |                  |    |      |       |
|---|------------------|----|------|-------|
| 1 | Mackenroth, Jack | 44 | TNYA | 56.22 |
| 2 | Pegram, Steve    | 44 | NCMS | 55.71 |
| 3 | Sumner, David M  | 42 | MVN  | 55.20 |
| 4 | Castagnos, Chip  | 44 | BLU  | 53.05 |
| 5 | Hay, Thomas M    | 42 | PTMS | 53.50 |
| 6 | Lane, Will H     | 42 | AAAA | 55.60 |
| 7 | Turk, Stephen P  | 43 | UNAT | 56.20 |
| 8 | Carl, Scott A    | 41 | IM   | 56.40 |

**Heat 17 of 28 Finals**

|   |                       |    |      |         |
|---|-----------------------|----|------|---------|
| 1 | Carrillo, Roberto     | 27 | IM   | 1:05.00 |
| 2 | Phillips, Michael A   | 27 | TPIT | 1:00.82 |
| 3 | Ehresman, William L   | 28 | ISWM | 59.98   |
| 4 | Taylor, Tim           | 26 | ALEX | 59.53   |
| 5 | Fucinari, Michael C   | 26 | MICH | 1:00.00 |
| 6 | Ellabarger, Brent D   | 27 | INDY | 1:01.62 |
| 7 | Sikich, Christopher P | 34 | NAST | 59.61   |
| 8 | Saunders, Adam        | 35 | AKMS | 1:10.00 |

2013 USMS Spring National Championships, Sanction #: 163-S001

IU Natatorium, Indianapolis

Meet Program - Sunday, May 12 2013

Heat 18 (#43 Men 100 Yard Butterfly)

|   |                      |         |         |
|---|----------------------|---------|---------|
| 1 | Postlethwait, Daniel | 38 IM   | 1:02.25 |
| 2 | Brigance, Steve      | 38 INDY | 1:01.00 |
| 3 | Lodge, Craig E       | 38 MTSC | 1:01.00 |
| 4 | Albert, Greg M       | 38 MESC | 1:00.62 |
| 5 | Glass, Mark W        | 38 WMST | 1:00.84 |
| 6 | Henkel, Scott        | 38 BUMS | 1:01.00 |
| 7 | Newcomer, Zach S     | 37 WMAC | 1:01.61 |
| 8 | Boeke, Lonny         | 35 WLAC | 1:08.00 |

Heat 19 of 28 Finals

|   |                         |         |       |
|---|-------------------------|---------|-------|
| 1 | Ullom, Michael J        | 36 SWOM | 59.96 |
| 2 | De Los Santos, Carlos R | 35 AGUA | 59.12 |
| 3 | Karren, Kelly S         | 39 UTAH | 58.71 |
| 4 | Mulcahy, Ryan P         | 35 IM   | 58.00 |
| 5 | Jent, Daniel E          | 35 ALEX | 58.32 |
| 6 | Albino, Jorge E         | 38 SYSM | 59.00 |
| 7 | Brown, Adam P           | 35 GAJA | 59.40 |
| 8 | Judge, Joshua M         | 37 TNYA | 59.99 |

Heat 20 of 28 Finals

|   |                      |         |       |
|---|----------------------|---------|-------|
| 1 | Halbert, Jeffrey B   | 38 INDY | 55.67 |
| 2 | Eisenhuth, Matthew S | 39 CMS  | 54.98 |
| 3 | Stich, Darryl D      | 37 WMAC | 54.50 |
| 4 | Goltz, Jason         | 35 FACT | 51.50 |
| 5 | Ohman, Niclas K      | 38 NEM  | 53.47 |
| 6 | Mangano, Matthew A   | 35 SWOM | 54.50 |
| 7 | Dawkins, Adam S      | 37 SWIN | 55.39 |
| 8 | Valle, Marc A        | 39 ARIZ | 56.67 |

Heat 21 of 28 Finals

|   |                     |         |       |
|---|---------------------|---------|-------|
| 1 | Hunte, Rod C        | 31 WOO  | 59.43 |
| 2 | Merkle, Wesley J    | 32 INDY | 58.41 |
| 3 | Crosby, Ryan T      | 31 UNAT | 58.10 |
| 4 | Derr, Joseph P      | 33 UNAT | 57.01 |
| 5 | Hunte, Howard       | 33 WOO  | 58.10 |
| 6 | Werner, David F     | 34 BUMS | 58.15 |
| 7 | Kline, Travis L     | 33 PHX  | 58.74 |
| 8 | Strahota, Jeffrey R | 32 TERR | 59.55 |

Heat 22 of 28 Finals

|   |                      |         |       |
|---|----------------------|---------|-------|
| 1 | Rymer, Michael C     | 32 UNAT | 56.19 |
| 2 | Kendig, Jamie M      | 32 SYSM | 52.55 |
| 3 | Knowles, Jeremy D    | 31 SWIF | 50.72 |
| 4 | Doak, Kevin          | 32 MICH | 49.69 |
| 5 | Proffitt, Jordon D   | 31 SKY  | 50.00 |
| 6 | Gallagher, Brendan M | 32 SPRY | 52.42 |
| 7 | Cuticchia, Tommie A  | 30 PLAN | 56.04 |
| 8 | Findley, Brett P     | 31 UNAT | 56.75 |

Heat 23 of 28 Finals

|   |                   |         |       |
|---|-------------------|---------|-------|
| 1 | Bachuretz, Alexei | 27 UNAT | 58.91 |
| 2 | Nussen, Adam      | 25 LIEM | 58.48 |
| 3 | Freed, Zachary    | 27 MOST | 58.04 |
| 4 | Ganiyev, Doston   | 25 CMS  | 56.83 |
| 5 | Gans, Egan        | 27 TOC  | 57.00 |
| 6 | Hunte, Jarrod A   | 29 WOO  | 58.28 |
| 7 | Wong, Peter       | 28 SPRY | 58.52 |
| 8 | Thompson, Scott   | 28 CSPM | 59.09 |

Heat 24 of 28 Finals

|   |                         |         |       |
|---|-------------------------|---------|-------|
| 1 | Schapiro, Adam P        | 26 SWOM | 56.20 |
| 2 | Hiskey, Justin R        | 29 MARY | 55.16 |
| 3 | Weyerbacher, Jonathan S | 28 INDY | 54.99 |
| 4 | Spence, Graeme T        | 26 IRM  | 54.22 |
| 5 | Crawford, Eric J        | 28 ART  | 54.34 |
| 6 | Browning, Casey R       | 25 MICH | 55.00 |
| 7 | Olson, Drew             | 27 OMAH | 55.36 |
| 8 | Garza, Richard J        | 25 WOW  | 56.50 |

Heat 25 of 28 Finals

|   |                        |         |       |
|---|------------------------|---------|-------|
| 1 | Brammer, Chris         | 28 DOC  | 53.99 |
| 2 | Peterson, Kyle         | 27 SKY  | 52.84 |
| 3 | Taylor, Jonathan B     | 25 TOC  | 52.00 |
| 4 | King, Tyler J          | 25 UNAT | 49.35 |
| 5 | Cunnick, Charles W     | 27 CHGO | 50.00 |
| 6 | Gullett, Jeffrey D     | 29 CMS  | 52.50 |
| 7 | Talbott, Christopher J | 26 TOC  | 53.40 |
| 8 | Weyandt, Todd F        | 25 GAJA | 54.21 |

Heat 26 of 28 Finals

|   |                 |         |         |
|---|-----------------|---------|---------|
| 3 | Roose, Taylor C | 21 IM   | 1:07.66 |
| 4 | Deptula, Chris  | 24 MICH | 1:00.11 |
| 5 | Morley, Kyle G  | 19 DUCK | 1:01.26 |
| 6 | Sanchez, Ralph  | 22 ROSE | 1:09.50 |

Heat 27 of 28 Finals

|   |                          |         |         |
|---|--------------------------|---------|---------|
| 1 | Dawson, Logan C          | 22 ISWM | 59.96   |
| 2 | Peterson, Cameron        | 19 HMS  | 59.00   |
| 3 | Trimpe, Trevor E         | 22 UNAT | 58.00   |
| 4 | Mann, Chris M            | 23 UNAT | 55.65   |
| 5 | Davis, Jeff A            | 24 UNAT | 55.85   |
| 6 | Altman-Kurosaki, Jonas Y | 24 AGUA | 58.00   |
| 7 | Altman-Kurosaki, Linus K | 23 AGUA | 59.00   |
| 8 | Garcia, Mike             | 20 LIEM | 1:00.00 |

Heat 28 of 28 Finals

|   |                     |         |       |
|---|---------------------|---------|-------|
| 1 | Sauter, Trace U     | 24 NCMS | 54.46 |
| 2 | Jenrow, Robert J    | 24 BUM  | 53.76 |
| 3 | Springer, Steven    | 23 BUM  | 52.81 |
| 4 | Fahrbach, Lincoln D | 23 BUM  | 46.82 |
| 5 | Thomas, Chandler P  | 23 NCMS | 51.59 |
| 6 | Honeycutt, Chase    | 18 NAM  | 53.50 |
| 7 | Birnbrich, Andrew   | 23 NAM  | 54.00 |
| 8 | Hunter, Austin J    | 22 WOO  | 54.80 |

#44 Women 100 Yard Butterfly

| Lane | Name | Age | Club | Seed Time |
|------|------|-----|------|-----------|
|------|------|-----|------|-----------|

Heat 1 of 15 Finals

|   |                 |         |         |
|---|-----------------|---------|---------|
| 3 | Caron, Aagje A  | 71 GBM  | 1:53.99 |
| 4 | Case, Mary Ann  | 73 ARIZ | 1:37.81 |
| 5 | Meyers, Susan L | 71 INDY | 1:38.55 |
| 6 | Kowalski, Joyce | 71 MICH | 2:04.44 |

Heat 2 of 15 Finals

|   |                     |         |         |
|---|---------------------|---------|---------|
| 2 | Onton, Ann Louise   | 69 CONN | 1:53.80 |
| 3 | Barnea, Daniela     | 69 STAN | 1:33.40 |
| 4 | Pettijohn, Margot K | 66 ANCM | 1:30.59 |
| 5 | Wentzel, Reemi B    | 67 ELG  | 1:31.72 |
| 6 | Kranpitz, Nancy     | 68 WMAC | 1:36.79 |
| 7 | Hall, Carol A       | 65 INDY | 2:30.00 |

Heat 3 of 15 Finals

|   |                         |         |         |
|---|-------------------------|---------|---------|
| 1 | Stengel, Alta F         | 62 SDSM | 1:34.28 |
| 2 | Jones, Cynthia L        | 63 IM   | 1:31.55 |
| 3 | Tyler, A Susan          | 64 SNM  | 1:30.27 |
| 4 | Val, Laura B            | 61 TAM  | 1:10.00 |
| 5 | Guthrie, Sally K        | 63 MICH | 1:23.09 |
| 6 | Fisher Campbell, Anne E | 60 INDY | 1:31.25 |
| 7 | Smith, Melinda J        | 60 O*H* | 1:32.88 |

Heat 4 of 15 Finals

|   |                        |         |         |
|---|------------------------|---------|---------|
| 1 | Braaten, Kitten        | 57 VMST | 1:33.08 |
| 2 | Glassman, Debbie A     | 59 PSM  | 1:18.90 |
| 3 | Noyes, Penny P         | 58 SKY  | 1:11.69 |
| 4 | Granger, Traci S       | 55 LAPS | 1:07.00 |
| 5 | Lippold, Mary B        | 57 PSM  | 1:08.61 |
| 6 | Alioto, Laurie J       | 55 WMAC | 1:13.00 |
| 7 | Gettelfinger, Cheryl M | 55 INDY | 1:25.28 |
| 8 | Larson, Linda L        | 57 SFTL | 1:40.77 |

Heat 5 of 15 Finals

|   |                     |         |         |
|---|---------------------|---------|---------|
| 1 | Roose, Lynn R       | 49 IM   | 1:16.78 |
| 2 | Clark, Dawn         | 48 SPM  | 1:15.31 |
| 3 | Karlin, Olivia      | 49 WHZO | 1:13.55 |
| 4 | O'Connor, Kelley J  | 45 DLMA | 1:15.52 |
| 5 | Chappell, Melinda E | 52 GSMS | 1:30.58 |
| 6 | Kavanagh, Suzanne   | 50 NEM  | 1:33.64 |
| 7 | Petyk, Jennifer R   | 41 CHAR | 1:11.46 |
| 8 | Nall, Glenna A      | 34 INDY | 1:15.00 |

Heat 6 of 15 Finals

|   |                      |         |         |
|---|----------------------|---------|---------|
| 1 | Spivey, Bonnie L     | 54 MVN  | 1:15.00 |
| 2 | Norwood, Roberta W   | 53 INDY | 1:09.05 |
| 3 | Voorhees, Carolyn C  | 51 NBAC | 1:07.45 |
| 4 | Hernandez, Jill S    | 52 CHIC | 1:02.50 |
| 5 | Block, Andrea J      | 51 IM   | 1:03.83 |
| 6 | Steffe, Kathleen     | 50 CMS  | 1:08.20 |
| 7 | Van Horn Pate, Val R | 50 VMST | 1:11.16 |
| 8 | Jensen, Sue          | 52 NEM  | 1:15.38 |

Heat 7 of 15 Finals

|   |                       |         |         |
|---|-----------------------|---------|---------|
| 1 | Adams, Kari S         | 47 LVM  | 1:06.98 |
| 2 | Birnbrich, Beth       | 49 NAM  | 1:06.00 |
| 3 | Frederic, Christine H | 48 SMS  | 1:05.45 |
| 4 | Willeboordse, Fall    | 47 BCTM | 1:00.89 |
| 5 | Gary, Kristin J       | 45 REDT | 1:01.10 |
| 6 | Shuck, Susie          | 47 INDY | 1:05.81 |
| 7 | Schickore, Jutta      | 48 DOC  | 1:06.50 |
| 8 | Kupan, Cheryl A       | 48 SPM  | 1:09.96 |

Heat 8 of 15 Finals

|   |                             |         |         |
|---|-----------------------------|---------|---------|
| 1 | Sinitz, Cheryl              | 44 WMAC | 1:07.59 |
| 2 | Cleven, Detra R             | 44 BASC | 1:05.00 |
| 3 | Reece, Margaret E           | 41 CHIC | 1:03.00 |
| 4 | Seider, Wenke K             | 43 OJAI | 59.47   |
| 5 | Day, Nadine K               | 42 UNAT | 1:00.60 |
| 6 | Wyatt, Tricia M             | 43 NEM  | 1:04.35 |
| 7 | Mantonya, Becky W           | 40 LMAO | 1:05.53 |
| 8 | Buckley-Kornatz, Jennifer A | 41 NCMS | 1:09.36 |

**2013 USMS Spring National Championships, Sanction #: 163-S001**

**IU Natatorium, Indianapolis**

**Meet Program - Sunday, May 12 2013**

**Heat 9 (#44 Women 100 Yard Butterfly)**

|   |                              |         |         |
|---|------------------------------|---------|---------|
| 1 | Race, Loretta                | 35 NKSM | 1:18.01 |
| 2 | Pettersson, Carolyn A        | 36 WMAC | 1:09.72 |
| 3 | Noffsinger-Frazier, Nicole A | 37 UNAT | 1:07.45 |
| 4 | Wetstone, Susan              | 39 PSM  | 1:06.00 |
| 5 | Lawrie, Dawn J               | 37 SNM  | 1:09.71 |
| 6 | Hoover, Molly                | 36 JPD  | 1:11.48 |
| 7 | Perrottet, Jennifer K        | 33 NCMS | 1:10.96 |
| 8 | Lastfogel, Laura L           | 30 SFTL | 1:10.99 |

**Heat 10 of 15 Finals**

|   |                     |         |         |
|---|---------------------|---------|---------|
| 1 | Tressler, Randi L   | 30 UNAT | 1:10.51 |
| 2 | Seidler, Mindy E    | 33 WMAC | 1:09.36 |
| 3 | Bos, Amanda J       | 33 INDY | 1:06.00 |
| 4 | Bernal, Genevieve M | 33 WLAC | 1:05.82 |
| 5 | Schneider, Erin E   | 34 WMAC | 1:05.96 |
| 6 | Pallo, Cassy        | 31 MOVY | 1:06.95 |
| 7 | Howland, Heather    | 32 IM   | 1:10.01 |
| 8 | Schroeter, Andrea K | 33 SCMI | 1:10.59 |

**Heat 11 of 15 Finals**

|   |                       |         |         |
|---|-----------------------|---------|---------|
| 1 | Watanabe, Naoko       | 30 TOC  | 1:04.56 |
| 2 | Yepez-Bird, Mariela   | 31 SKY  | 1:02.90 |
| 3 | Vucinich, Elizabeth A | 32 WH2O | 1:01.50 |
| 4 | Weaver, Jenny W       | 32 INDY | 1:01.00 |
| 5 | Hyman, Misty D        | 34 PHX  | 1:01.23 |
| 6 | Chance, Danielle R    | 31 BLU  | 1:01.91 |
| 7 | Melsen, Krisie M      | 32 MINN | 1:03.91 |
| 8 | Liberty, Laurel M     | 31 LIB  | 1:05.55 |

**Heat 12 of 15 Finals**

|   |                   |         |         |
|---|-------------------|---------|---------|
| 1 | Ho, Judy          | 27 ROSE | 1:13.94 |
| 2 | Reeder, Lauren M  | 25 IM   | 1:10.00 |
| 3 | Scannell, Colleen | 27 BUMS | 1:04.70 |
| 4 | Haseman, Jamie K  | 28 IM   | 1:04.50 |
| 5 | Lipton, Zahava    | 27 REDT | 1:07.81 |
| 6 | Toy, Kasey        | 26 UNAT | 1:10.12 |
| 7 | Woikey, Ingrid    | 23 KAMS | 1:20.00 |

**Heat 13 of 15 Finals**

|   |                          |         |         |
|---|--------------------------|---------|---------|
| 1 | Erickson, Lauren         | 28 VSM  | 1:03.41 |
| 2 | Lautzenheiser, Natalie E | 26 INDY | 1:02.16 |
| 3 | Modrov, Priscilla A      | 25 HOBO | 58.74   |
| 4 | Smith, Erica             | 26 UNAT | 57.21   |
| 5 | Gill, Meg B              | 28 TOC  | 57.90   |
| 6 | Freed, Karen             | 28 MOST | 1:00.90 |
| 7 | Caudill, Sarah E         | 25 INDY | 1:03.06 |
| 8 | Zinsli, Samantha         | 25 AKMS | 1:04.00 |

**Heat 14 of 15 Finals**

|   |                   |         |         |
|---|-------------------|---------|---------|
| 1 | Sheafor, Haley E  | 18 NCMS | 1:06.71 |
| 2 | Haase, Kate       | 22 HMS  | 1:03.60 |
| 3 | Perez, Esmeralda  | 18 WMAC | 1:03.00 |
| 4 | King, Emily       | 21 UNAT | 1:02.38 |
| 5 | Turner, Katy C    | 23 MARY | 1:02.87 |
| 6 | Biggs, Brittany A | 23 CMS  | 1:03.22 |
| 7 | Frendreis, Lauren | 24 ROSE | 1:04.52 |
| 8 | Caldwell, Cailee  | 23 SWOM | 1:11.46 |

**Heat 15 of 15 Finals**

|   |                      |         |         |
|---|----------------------|---------|---------|
| 1 | Queen, Alison        | 18 GMUP | 1:01.50 |
| 2 | Shockey, Kayla       | 19 UNAT | 1:01.00 |
| 3 | Gramelspacher, Maria | 24 SWIN | 59.62   |
| 4 | Anderson, Abigail L  | 23 MTSC | 56.20   |
| 5 | Raatz, Katherine     | 24 TOC  | 58.37   |
| 6 | Elliott, Cristina    | 20 THT  | 1:00.45 |
| 7 | Ryan, Sarah A        | 23 LIEM | 1:01.38 |
| 8 | Koltz, Jessica L     | 24 BUMS | 1:02.11 |

# National Records

| *****    |          | NAT SCY RECORDS AS OF 04-18-13 |               | *****             |                   |
|----------|----------|--------------------------------|---------------|-------------------|-------------------|
| *****    |          | 18-24                          |               | *****             |                   |
| M E N    | *****    | *****                          | *****         | W O M E N         | *****             |
| 19.36    | 04-28-12 | JOSH SCHNEIDER                 | 50 YD. FREE   | MADISON KENNEDY   | 04-28-12 22.62    |
| 42.59    | 12-01-12 | EUGENE GODSOE                  | 100 YD. FREE  | DANA VOLLMER      | 11-08-09 48.29    |
| 1:35.02  | 11-08-09 | ANDY GRANT                     | 200 YD. FREE  | DANA VOLLMER      | 11-08-09 1:43.28  |
| 4:24.81  | 01-24-10 | ANDY GRANT                     | 500 YD. FREE  | JESSICA FOSCHI    | 10-25-03 4:49.97  |
| 9:01.26  | 02-13-10 | JP ARNOLD                      | 1000 YD. FREE | LUANE ROWE        | 03-31-12 10:12.42 |
| 15:48.70 | 03-27-10 | ANDREW MUELLER                 | 1650 YD. FREE | KAREN BURTON      | - -87 17:31.70    |
| 22.60    | 01-28-12 | EUGENE GODSOE                  | 50 YD. BACK   | ODONNELL-MCCARTHY | 05-22-10 26.18    |
| 45.36    | 11-30-12 | EUGENE GODSOE                  | 100 YD. BACK  | EMILE EWING       | 05-23-10 55.90    |
| 1:48.10  | 05-01-11 | NELSON SILVA                   | 200 YD. BACK  | SARA SCHWEITZER   | 04-30-00 1:59.22  |
| 24.87    | 04-27-12 | NELSON WESTBY                  | 50 YD. BRST   | KELLY MCNICHOLS   | 04-21-12 28.47    |
| 54.45    | 04-28-12 | NELSON WESTBY                  | 100 YD. BRST  | MICAH LAWRENCE    | 04-28-12 59.97    |
| 1:58.34  | 05-14-06 | GARY MARSHALL                  | 200 YD. BRST  | RILEY MANTS       | 05-18-03 2:14.90  |
| 21.45    | 04-27-12 | TIMOTHY PHILLIPS               | 50 YD. FLY    | DANA VOLLMER      | 11-08-09 24.54    |
| 46.65    | 11-30-12 | EUGENE GODSOE                  | 100 YD. FLY   | DANA VOLLMER      | 11-08-09 52.30    |
| 1:49.39  | 02-14-10 | RUSSELL PAYNE                  | 200 YD. FLY   | KATHERINE MILLS   | 04-28-12 1:54.62  |
| 50.14    | 02-18-01 | ROMAIN BARNIER                 | 100 YD. I.M.  | KARA DENBY        | 04-18-10 55.24    |
| 1:49.35  | 02-14-10 | RUSSELL PAYNE                  | 200 YD. I.M.  | KARA DENBY        | 04-18-10 2:02.35  |
| 3:50.12  | 02-13-10 | RUSSELL PAYNE                  | 400 YD. I.M.  | KATHERINE MILLS   | 01-28-12 4:21.82  |
| *****    |          | 25-29                          |               | *****             |                   |
| M E N    | *****    | *****                          | *****         | W O M E N         | *****             |
| 18.67    | 02-13-10 | FRED BOUSQUET                  | 50 YD. FREE   | KIM VANDENBERG    | 02-23-13 22.96    |
| 42.58    | 04-18-10 | ANDY GRANT                     | 100 YD. FREE  | KIM VANDENBERG    | 02-24-13 49.18    |
| 1:33.86  | 04-16-10 | ANDY GRANT                     | 200 YD. FREE  | LIMIN LIU         | 05-20-01 1:48.80  |
| 4:20.82  | 04-17-10 | ANDY GRANT                     | 500 YD. FREE  | SHEILA TAORMINA   | 01-03-96 4:49.88  |
| 9:25.88  | 05-03-98 | ALEX KOSTICH                   | 1000 YD. FREE | LISA HAZEN        | 03-19-94 10:12.34 |
| 15:44.70 | 05-03-98 | ALEX KOSTICH                   | 1650 YD. FREE | KAREN BURTON      | 05-19-91 16:50.17 |
| 21.46    | 04-16-10 | ADAM MANIA                     | 50 YD. BACK   | TANICA JAMISON    | 05-22-10 25.26    |
| 45.95    | 04-15-10 | ADAM MANIA                     | 100 YD. BACK  | TANICA JAMISON    | 05-23-10 54.06    |
| 1:46.57  | 11-18-11 | ADAM MANIA                     | 200 YD. BACK  | KELLY HARRIGAN    | 04-29-11 2:00.24  |
| 23.87    | 05-21-10 | MARK GANGLOFF                  | 50 YD. BRST   | MEGAN JENDRICK    | 02-21-10 27.14    |
| 52.30    | 05-22-10 | MARK GANGLOFF                  | 100 YD. BRST  | MEGAN JENDRICK    | 02-06-10 59.58    |
| 1:57.46  | 05-20-07 | GARY MARSHALL                  | 200 YD. BRST  | MEGAN JENDRICK    | 02-06-10 2:09.05  |
| 21.11    | 11-30-12 | DAVIS TARWATER                 | 50 YD. FLY    | TANICA JAMISON    | 05-22-10 24.41    |
| 45.32    | 11-30-12 | DAVIS TARWATER                 | 100 YD. FLY   | TANICA JAMISON    | 05-21-10 53.72    |
| 1:47.62  | 05-20-07 | ERIK SCALISE                   | 200 YD. FLY   | LIMIN LIU         | 05-20-01 1:57.84  |



## Quotes from Chairman Mel

"You do not know how fast you are swimming unless you know how fast you are swimming"

"The phone is ringing, don't answer it"

"Suck it up buttercup"

"LAST OPPORTUNITY FOR GREATNESS"

Brought to you by Lane 7: the old guys with fins

## SPONSOR PARTNERS



### Exclusive Information and Content

- Bimonthly *SWIMMER* magazine
- Monthly e-newsletter *STREAMLINES*
- For coaches, monthly e-newsletter *STREAMLINES* for Coaches
- Exclusive articles and stories at [usms.org](http://usms.org)
- Join thousands of other swimmers on our active online Discussion Forums, create your own blog, and interact with the worldwide swimming community at [usms.org](http://usms.org)
- Create a personal [usms.org](http://usms.org) email address
- Track fitness activities in your online Fitness Log

### Fitness and Participation Programs

- Popular national events such the Speedo 1-Hour Swim, 3000/6000-yard swims, and 5K/10K swims
- Fitness programs such as Nike Go the Distance and Check-off Challenge

### Competition Programs

- Regional pool championships
- Spring and summer national pool championships
- National championship open water events

### Recognition and Awards

- Your event results archived on [usms.org](http://usms.org)
- Top 10 and All-American awards and recognition
- Volunteer service awards



### Volunteer Opportunities

- Organization and leadership positions within your LMSC and at the national level

### Coaching

- Online workouts written by USMS coaches
- Coached workout programs in your area
- Coached workouts nationwide when traveling
- Program development support, including visits from Club and Coach Services
- Coach certification and professional development for coaches

### Insurance

- Coverage while participating in USMS insured activities, including \$25,000 of excess accident insurance for medical and dental, \$5,000 of accidental death insurance, up to \$650 of temporary disability insurance, and liability insurance for USMS practices, meets, and approved activities

### Grants

- Apply for grants for your local club development through the Swimming Saves Lives Foundation

### Sponsors Discounts

- Exclusive sponsor discounts and rewards

Full details online at [usms.org](http://usms.org)



# National Records

|          |          |                   |       |     |       |                  |           |          |
|----------|----------|-------------------|-------|-----|-------|------------------|-----------|----------|
| 48.27    | 02-13-10 | MARK GANGLOFF     | 100   | YD. | I.M.  | MEGAN JENDRICK   | 02-06-10  | 54.43    |
| 1:48.18  | 05-22-10 | MARK GANGLOFF     | 200   | YD. | I.M.  | MEGAN JENDRICK   | 02-06-10  | 1:59.69  |
| 3:52.43  | 05-20-07 | ERIK SCALISE      | 400   | YD. | I.M.  | KASEY HARRIS     | 05-22-05  | 4:21.52  |
| *****    |          | M E N             | ***** |     | 30-34 | *****            | W O M E N | *****    |
| 19.65    | 01-28-12 | NICHOLAS BRUNELLI | 50    | YD. | FREE  | ERIKA ERNDL      | 11-29-12  | 22.48    |
| 44.53    | 12-19-04 | MIKE PICOTTE      | 100   | YD. | FREE  | ERIKA ERNDL      | 12-01-12  | 48.21    |
| 1:38.03  | 05-16-99 | JON OLSEN         | 200   | YD. | FREE  | ERIKA ERNDL      | 11-30-12  | 1:43.46  |
| 4:29.49  | 02-25-96 | MATTHEW CETLINSKI | 500   | YD. | FREE  | DAWN HECKMAN     | 04-14-12  | 4:46.92  |
| 9:26.93  | 03-23-03 | JOSHUA WOODRUFF   | 1000  | YD. | FREE  | DAWN HECKMAN     | 04-15-12  | 9:51.93  |
| 15:51.57 | 05-12-96 | JEFF ERWIN        | 1650  | YD. | FREE  | KAREN BURTON     | 05-23-93  | 17:07.52 |
| 22.64    | 01-15-12 | KEVIN DOAK        | 50    | YD. | BACK  | NORIKO INADA     | 05-01-11  | 24.96    |
| 48.93    | 01-15-12 | KEVIN DOAK        | 100   | YD. | BACK  | NORIKO INADA     | 04-30-11  | 54.60    |
| 1:47.33  | 01-28-12 | NICHOLAS BRUNELLI | 200   | YD. | BACK  | K PIPES-NEILSEN  | 02-19-96  | 1:59.93  |
| 24.84    | 04-30-11 | ED MOSES          | 50    | YD. | BRST  | KATIE MCCLELLAND | 05-04-08  | 28.48    |
| 53.44    | 04-29-11 | ED MOSES          | 100   | YD. | BRST  | KATIE MCCLELLAND | 05-04-08  | 1:02.08  |
| 1:56.02  | 05-01-11 | ED MOSES          | 200   | YD. | BRST  | ERIKA ERNDL      | 01-20-13  | 2:15.99  |
| 21.44    | 12-05-09 | ZSOLT GASPAR      | 50    | YD. | FLY   | ANGEL MARTINO    | 04-15-00  | 24.18    |
| 47.77    | 05-21-10 | ZSOLT GASPAR      | 100   | YD. | FLY   | ANGEL MARTINO    | 05-16-99  | 55.01    |
| 1:49.52  | 05-16-94 | PETER EGAN        | 200   | YD. | FLY   | K PIPES-NEILSEN  | 05-12-96  | 2:03.46  |
| 49.81    | 04-28-12 | NICHOLAS BRUNELLI | 100   | YD. | I.M.  | ANGEL MARTINO    | 04-15-00  | 57.01    |
| 1:47.62  | 05-04-97 | RONALD KARNAUGH   | 200   | YD. | I.M.  | ERIKA ERNDL      | 03-11-09  | 1:58.80  |
| 3:53.81  | 05-04-97 | RONALD KARNAUGH   | 400   | YD. | I.M.  | ERIKA ERNDL      | 01-20-13  | 4:14.84  |
| *****    |          | M E N             | ***** |     | 35-39 | *****            | W O M E N | *****    |
| 20.14    | 05-04-08 | JOSH DAVIS        | 50    | YD. | FREE  | DARA TORRES      | 02-25-07  | 22.34    |
| 44.24    | 04-20-09 | VLAD PYSHNENKO    | 100   | YD. | FREE  | DARA TORRES      | 02-25-07  | 49.72    |
| 1:36.56  | 05-04-08 | JOSH DAVIS        | 200   | YD. | FREE  | K PIPES-NEILSEN  | 05-03-97  | 1:51.55  |
| 4:33.97  | 05-17-02 | RONALD KARNAUGH   | 500   | YD. | FREE  | K PIPES-NEILSEN  | 05-03-97  | 4:56.09  |
| 9:27.97  | 05-20-10 | ERIC CHRISTENSEN  | 1000  | YD. | FREE  | K PIPES-NEILSEN  | 02-16-99  | 10:22.60 |
| 15:53.88 | 05-18-03 | JEFF ERWIN        | 1650  | YD. | FREE  | K PIPES-NEILSEN  | 05-04-97  | 17:13.99 |
| 22.70    | 05-04-08 | JOSH DAVIS        | 50    | YD. | BACK  | SHERI HART       | 05-22-10  | 25.97    |
| 49.12    | 05-04-08 | JOSH DAVIS        | 100   | YD. | BACK  | SHERI HART       | 05-23-10  | 56.14    |
| 1:47.72  | 05-04-08 | JOSH DAVIS        | 200   | YD. | BACK  | K PIPES-NEILSEN  | 03-14-98  | 2:00.54  |
| 25.35    | 05-21-10 | STEVE WEST        | 50    | YD. | BRST  | CYNTHIA LEWIS    | 04-15-12  | 29.63    |
| 55.12    | 04-29-11 | JEFF COMMINGS     | 100   | YD. | BRST  | CYNTHIA LEWIS    | 04-15-12  | 1:03.46  |
| 1:59.23  | 12-16-01 | RON KARNAUGH      | 200   | YD. | BRST  | CYNTHIA LEWIS    | 04-01-12  | 2:17.84  |
| 22.26    | 04-29-11 | JOSH DAVIS        | 50    | YD. | FLY   | S VON DER LIPPE  | 05-18-03  | 25.54    |
| 49.35    | 01-15-12 | IGOR MARCHENKO    | 100   | YD. | FLY   | S VON DER LIPPE  | 05-18-03  | 55.78    |
| 1:50.74  | 05-16-99 | BOBBY PATTEN      | 200   | YD. | FLY   | S VON DER LIPPE  | 05-22-05  | 2:03.48  |

“In the water I am beautiful.”

– Kurt Vonnegut, *Welcome to the Monkey House*

Kurt Vonnegut swam all his life, and encouraged us to keep pushing ourselves while finding joy in everyday living.

So this weekend, pause for a second at the edge of the pool and hear Vonnegut’s voice in your ear:

“If this isn’t nice, I don’t know what is.”

Good luck to all participants in the **2013 U.S. Masters Swimming Spring National Championship**

Bring this add for 20% off any gift shop purchase.  
Admission is always free!



The Emelie Building  
340 N. Senate Avenue  
Open daily 12-5; closed Wed.  
Free admission

VonnegutLibrary.org  
317.652.1954  
info@vonnegutlibrary.org

@vonnegutlibrary  
 Facebook.com/VonnegutLibrary  
 pinterest.com/vonnegutlibrary



***Aqua Therapy Chlorine-Out Hair & Skin Care***



good luck

to all USMS  
participants!

refresh with complimentary  
TRISWIM **JUGS** in  
locker room showers



*Anti-Fog Cleaning Towelettes*



*Anti-Chafe Continuous Spray Skin Lubricant*



[www.sbrsportsinc.com](http://www.sbrsportsinc.com) :: 800-620-4094

shampoo :: conditioner :: body wash :: lotion

# National Records

|   |          |                  |      |     |      |                   |          |          |  |
|---|----------|------------------|------|-----|------|-------------------|----------|----------|--|
| 50.06   | 05-04-08 | JOSH DAVIS       | 100  | YD. | I.M. | SHERI HART        | 05-23-10 | 57.67    |  |
| 1:48.74                                       | 12-22-02 | RON KARNAUGH     | 200  | YD. | I.M. | K PIPES-NEILSEN   | 03-14-98 | 2:05.24  |  |
| 3:56.76                                       | 12-16-01 | RON KARNAUGH     | 400  | YD. | I.M. | K PIPES-NEILSEN   | 03-14-98 | 4:24.18  |  |
| ***** M E N ***** 40-44 ***** W O M E N ***** |          |                  |      |     |      |                   |          |          |  |
| 20.84   | 04-26-09 | MICHAEL ROSS     | 50   | YD. | FREE | DARA TORRES       | 04-15-07 | 21.91    |  |
| 45.35   | 05-04-08 | MICHAEL ROSS     | 100  | YD. | FREE | DARA TORRES       | 04-15-07 | 48.34    |  |
| 1:38.94                                       | 05-04-08 | MICHAEL ROSS     | 200  | YD. | FREE | K PIPES-NEILSEN   | 12-22-02 | 1:51.06  |  |
| 4:39.86                                       | 05-08-10 | ALEX KOSTICH     | 500  | YD. | FREE | K PIPES-NEILSEN   | 10-05-02 | 4:58.98  |  |
| 9:32.66                                       | 05-07-10 | ALEX KOSTICH     | 1000 | YD. | FREE | K PIPES-NEILSEN   | 12-21-03 | 10:20.45 |  |
| 15:51.52                                      | 05-09-10 | ALEX KOSTICH     | 1650 | YD. | FREE | K PIPES-NEILSEN   | 12-07-02 | 17:15.20 |  |
| 22.77   | 04-26-09 | MICHAEL ROSS     | 50   | YD. | BACK | SHERI HART        | 05-01-11 | 26.12    |  |
| 48.49   | 04-26-09 | MICHAEL ROSS     | 100  | YD. | BACK | SHERI HART        | 04-30-11 | 56.03    |  |
| 1:50.09                                       | 05-04-08 | MICHAEL ROSS     | 200  | YD. | BACK | KRISTIN GARY      | 04-24-10 | 2:04.43  |  |
| 25.69   | 04-27-12 | STEVE WEST       | 50   | YD. | BRST | S VON DER LIPPE   | 02-28-10 | 29.24    |  |
| 55.79   | 04-28-12 | STEVE WEST       | 100  | YD. | BRST | S VON DER LIPPE   | 05-04-08 | 1:03.00  |  |
| 2:00.78                                       | 04-29-12 | STEVE WEST       | 200  | YD. | BRST | S VON DER LIPPE   | 05-14-06 | 2:17.06  |  |
| 22.61   | 04-26-09 | MICHAEL ROSS     | 50   | YD. | FLY  | S VON DER LIPPE   | 05-10-09 | 25.14    |  |
| 49.27   | 05-04-08 | MICHAEL ROSS     | 100  | YD. | FLY  | S VON DER LIPPE   | 05-10-09 | 54.83    |  |
| 1:50.61                                       | 04-14-02 | DENNIS BAKER     | 200  | YD. | FLY  | S VON DER LIPPE   | 05-04-08 | 2:03.13  |  |
| 51.85   | 05-23-10 | MICHAEL ROSS     | 100  | YD. | I.M. | ERIKA BRAUN       | 04-28-12 | 57.95    |  |
| 1:51.85                                       | 04-26-09 | MICHAEL ROSS     | 200  | YD. | I.M. | S VON DER LIPPE   | 05-04-08 | 2:04.85  |  |
| 4:01.87                                       | 04-19-09 | ROQUE SANTOS     | 400  | YD. | I.M. | S VON DER LIPPE   | 05-04-08 | 4:28.43  |  |
| ***** M E N ***** 45-49 ***** W O M E N ***** |          |                  |      |     |      |                   |          |          |  |
| 21.06   | 05-21-10 | RICHARD HUGHEY   | 50   | YD. | FREE | SUSAN WALSH       | 05-04-08 | 24.00    |  |
| 46.46   | 05-22-10 | DAVID SIMS       | 100  | YD. | FREE | K PIPES-NEILSEN   | 12-16-07 | 52.23    |  |
| 1:41.69                                       | 05-21-10 | DAVID SIMS       | 200  | YD. | FREE | K PIPES-NEILSEN   | 12-16-07 | 1:53.28  |  |
| 4:39.10                                       | 05-20-07 | DENNIS BAKER     | 500  | YD. | FREE | K PIPES-NEILSEN   | 04-11-09 | 5:04.13  |  |
| 9:43.93                                       | 05-20-10 | KEITH SWITZER    | 1000 | YD. | FREE | K PIPES-NEILSEN   | 04-19-09 | 10:32.91 |  |
| 16:08.05                                      | 05-20-10 | JEFF ERWIN       | 1650 | YD. | FREE | K PIPES-NEILSEN   | 04-22-07 | 17:49.73 |  |
| 23.96   | 04-29-12 | CHRIS STEVENSON  | 50   | YD. | BACK | K PIPES-NEILSEN   | 12-21-08 | 27.35    |  |
| 51.55   | 04-30-11 | CHRIS STEVENSON  | 100  | YD. | BACK | ELLEN REYNOLDS    | 05-23-10 | 57.83    |  |
| 1:53.97                                       | 05-13-11 | RICH SAEGER      | 200  | YD. | BACK | K PIPES-NEILSEN   | 04-19-09 | 2:04.65  |  |
| 26.58   | 12-20-08 | WALLY DICKS      | 50   | YD. | BRST | CAROLINE KRATTLI  | 05-20-07 | 30.17    |  |
| 57.87   | 04-19-09 | CHRIS WEISSMAN   | 100  | YD. | BRST | S VON DER LIPPE   | 03-27-11 | 1:05.85  |  |
| 2:08.33                                       | 05-10-09 | DAVID GUTHRIE    | 200  | YD. | BRST | S VON DER LIPPE   | 05-01-11 | 2:22.76  |  |
| 22.67   | 05-04-08 | PAUL SMITH       | 50   | YD. | FLY  | S VON DER LIPPE   | 03-27-11 | 25.97    |  |
| 50.90   | 05-21-10 | DAVID SIMS       | 100  | YD. | FLY  | S VON DER LIPPE   | 05-01-11 | 56.97    |  |
| 1:50.73                                       | 12-06-08 | DENNIS BAKER     | 200  | YD. | FLY  | K PIPES-NEILSEN   | 12-26-08 | 2:07.39  |  |
| 52.14   | 05-23-10 | RICHARD HUGHEY   | 100  | YD. | I.M. | FALL WILLEBOORDSE | 04-28-12 | 59.39    |  |
| 1:56.14                                       | 04-29-12 | DAVID SIMS       | 200  | YD. | I.M. | K PIPES-NEILSEN   | 12-16-07 | 2:07.26  |  |
| 4:14.17                                       | 05-21-10 | DENNIS BAKER     | 400  | YD. | I.M. | K PIPES-NEILSEN   | 12-26-09 | 4:32.87  |  |
| ***** M E N ***** 50-54 ***** W O M E N ***** |          |                  |      |     |      |                   |          |          |  |
| 21.36   | 04-29-11 | AMBROSE GAINES   | 50   | YD. | FREE | SUE WALSH         | 04-28-12 | 24.91    |  |
| 46.59   | 05-10-09 | AMBROSE GAINES   | 100  | YD. | FREE | LAURA VAL         | 05-17-02 | 54.38    |  |
| 1:43.76                                       | 05-10-09 | AMBROSE GAINES   | 200  | YD. | FREE | LAURA VAL         | 05-17-02 | 1:59.55  |  |
| 4:47.57                                       | 05-20-01 | JIM MCCONICA     | 500  | YD. | FREE | S HEIM-BOWEN      | 05-10-09 | 5:16.88  |  |
| 9:57.78                                       | 05-17-02 | JIM MCCONICA     | 1000 | YD. | FREE | CAROLINE KRATTLI  | 02-17-12 | 11:08.78 |  |
| 16:42.07                                      | 05-20-01 | JIM MCCONICA     | 1650 | YD. | FREE | LAURA VAL         | 04-14-02 | 18:42.24 |  |
| 24.75   | 04-03-11 | STEVE WOOD       | 50   | YD. | BACK | LESLIE LIVINGSTON | 04-29-12 | 27.24    |  |
| 53.09   | 04-27-12 | CLAY BRITT       | 100  | YD. | BACK | K.PIPES-NEILSEN   | 04-27-12 | 1:01.29  |  |
| 2:00.59                                       | 04-28-12 | CLAY BRITT       | 200  | YD. | BACK | K.PIPES-NEILSEN   | 04-28-12 | 2:13.99  |  |
| 26.98   | 05-21-10 | HOLDEN BANK      | 50   | YD. | BRST | BRIGITTE HEUER    | 05-21-10 | 32.37    |  |
| 59.94   | 05-22-10 | JON BLANK        | 100  | YD. | BRST | CAROLINE KRATTLI  | 02-18-12 | 1:09.21  |  |
| 2:13.77                                       | 05-23-10 | JON BLANK        | 200  | YD. | BRST | CAROLINE KRATTLI  | 02-20-12 | 2:29.92  |  |
| 23.19   | 04-25-04 | TRIP HEDRICK     | 50   | YD. | FLY  | LESLIE LIVINGSTON | 04-29-12 | 26.31    |  |
| 51.93   | 04-13-08 | PAUL CARTER      | 100  | YD. | FLY  | TRACI GRANGER     | 05-10-09 | 1:00.28  |  |
| 2:00.02                                       | 03-29-09 | WILLIAM SPECHT   | 200  | YD. | FLY  | LAURA VAL         | 05-17-02 | 2:15.18  |  |
| 54.42   | 04-28-12 | CLAY BRITT       | 100  | YD. | I.M. | K.PIPES-NEILSEN   | 04-28-12 | 1:02.18  |  |
| 2:00.82                                       | 05-10-09 | KEN SHILLING     | 200  | YD. | I.M. | K PIPES-NEILSEN   | 03-18-12 | 2:14.64  |  |
| 4:23.94                                       | 05-10-09 | MICHAEL MANN     | 400  | YD. | I.M. | JILL HERNANDEZ    | 03-30-12 | 4:46.15  |  |
| ***** M E N ***** 55-59 ***** W O M E N ***** |          |                  |      |     |      |                   |          |          |  |
| 21.82   | 04-30-00 | RICHARD ABRAHAMS | 50   | YD. | FREE | LAURA VAL         | 05-10-09 | 25.29    |  |
| 48.37   | 04-30-00 | RICHARD ABRAHAMS | 100  | YD. | FREE | LAURA VAL         | 05-04-08 | 54.72    |  |
| 1:48.79                                       | 04-10-10 | MICHAEL MANN     | 200  | YD. | FREE | LAURA VAL         | 05-10-09 | 1:59.02  |  |
| 4:56.82                                       | 04-11-10 | MICHAEL MANN     | 500  | YD. | FREE | LAURA VAL         | 01-25-09 | 5:27.33  |  |
| 10:07.36                                      | 05-14-06 | JIM MCCONICA     | 1000 | YD. | FREE | LAURA VAL         | 03-13-10 | 11:20.53 |  |
| 17:11.12                                      | 05-20-07 | JIM MCCONICA     | 1650 | YD. | FREE | LAURA VAL         | 04-16-10 | 18:56.04 |  |
| 26.34   | 05-01-11 | TOM BARTON       | 50   | YD. | BACK | LAURA VAL         | 03-28-10 | 28.88    |  |
| 56.55   | 04-30-11 | TOM BARTON       | 100  | YD. | BACK | LAURA VAL         | 05-23-10 | 1:04.65  |  |
| 2:03.14                                       | 03-31-12 | TOM BARTON       | 200  | YD. | BACK | LAURA VAL         | 02-06-10 | 2:21.27  |  |
| 27.81   | 05-04-08 | TIMOTHY SHEAD    | 50   | YD. | BRST | LISA BENNETT      | 05-14-11 | 33.76    |  |
| 1:01.42                                       | 05-04-08 | TIMOTHY SHEAD    | 100  | YD. | BRST | LISA BENNETT      | 05-13-11 | 1:13.91  |  |
| 2:17.00                                       | 05-04-08 | TIMOTHY SHEAD    | 200  | YD. | BRST | CATHERINE KOHN    | 05-10-09 | 2:40.19  |  |
| 24.16   | 03-25-07 | GREG SHAW        | 50   | YD. | FLY  | LAURA VAL         | 04-10-10 | 28.20    |  |
| 54.09   | 03-29-09 | GREG SHAW        | 100  | YD. | FLY  | LAURA VAL         | 05-10-09 | 1:01.31  |  |
| 2:03.18                                       | 05-23-10 | BRAD HORNER      | 200  | YD. | FLY  | LAURA VAL         | 05-10-09 | 2:16.28  |  |
| 56.20   | 05-04-08 | TIMOTHY SHEAD    | 100  | YD. | I.M. | LAURA VAL         | 05-20-07 | 1:05.21  |  |

MATT GREVERS  
4X OLYMPIC GOLD MEDALIST

TYR®



**DURAFAST** *ELITE*  
300+

**300+**  
**HOURS**  
**OF USE**

100% CHLORINE-PROOF

100% COLOR-FAST

DURABLE, FLEXIBLE, COMFORTABLE

TYR.com



**U.S. MASTERS  
SWIMMING**

# National Records

|   |          |                  |      |     |      |                   |          |          |
|---|----------|------------------|------|-----|------|-------------------|----------|----------|
| 2:04.09                                       | 05-04-08 | TIMOTHY SHEAD    | 200  | YD. | I.M. | LAURA VAL         | 05-22-10 | 2:21.91  |
| 4:28.69                                       | 04-10-10 | MICHAEL MANN     | 400  | YD. | I.M. | LAURA VAL         | 05-07-10 | 5:03.92  |
| ***** M E N ***** 60-64 ***** W O M E N ***** |          |                  |      |     |      |                   |          |          |
| 22.30   | 05-22-05 | RICHARD ABRAHAMS | 50   | YD. | FREE | LAURA VAL         | 04-21-12 | 26.57    |
| 49.14   | 05-22-05 | RICHARD ABRAHAMS | 100  | YD. | FREE | LAURA VAL         | 04-29-12 | 56.45    |
| 1:54.14                                       | 03-29-09 | FRED SCHLICHER   | 200  | YD. | FREE | LAURA VAL         | 01-22-12 | 2:07.35  |
| 5:11.17                                       | 04-29-12 | JIM MCCONICA     | 500  | YD. | FREE | LAURA VAL         | 03-30-12 | 5:42.84  |
| 10:47.42                                      | 05-13-11 | JIM MCCONICA     | 1000 | YD. | FREE | LAURA VAL         | 03-30-12 | 11:41.77 |
| 17:59.55                                      | 05-20-10 | JIM CLEMMONS     | 1650 | YD. | FREE | LAURA VAL         | 03-30-12 | 19:43.99 |
| 26.82   | 05-04-08 | HUGH WILDER      | 50   | YD. | BACK | LAURA VAL         | 03-10-12 | 30.00    |
| 59.29   | 05-04-08 | HUGH WILDER      | 100  | YD. | BACK | LAURA VAL         | 04-27-12 | 1:06.08  |
| 2:13.13                                       | 05-10-09 | TIM BIRNIE       | 200  | YD. | BACK | LAURA VAL         | 04-28-12 | 2:23.94  |
| 29.32   | 05-14-06 | ROBERT STRAND    | 50   | YD. | BRST | GINGER PIERSON    | 05-14-06 | 36.30    |
| 1:04.70                                       | 04-15-12 | RICK COLELLA     | 100  | YD. | BRST | DEB WALKER        | 04-13-12 | 1:18.75  |
| 2:21.01                                       | 04-15-12 | RICK COLELLA     | 200  | YD. | BRST | DEB WALKER        | 04-15-12 | 2:52.02  |
| 24.46   | 05-22-05 | RICHARD ABRAHAMS | 50   | YD. | FLY  | LAURA VAL         | 02-11-12 | 29.38    |
| 54.92   | 05-22-05 | RICHARD ABRAHAMS | 100  | YD. | FLY  | LAURA VAL         | 04-27-12 | 1:04.27  |
| 2:10.06                                       | 04-16-11 | LAWRENCE DAY     | 200  | YD. | FLY  | LAURA VAL         | 04-28-12 | 2:24.56  |
| 58.69   | 04-15-12 | RICK COLELLA     | 100  | YD. | I.M. | LAURA VAL         | 03-04-12 | 1:07.91  |
| 2:08.77                                       | 02-19-12 | RICK COLLELA     | 200  | YD. | I.M. | LAURA VAL         | 03-04-12 | 2:25.40  |
| 4:33.96                                       | 04-15-12 | RICK COLLELA     | 400  | YD. | I.M. | LAURA VAL         | 03-17-12 | 5:17.58  |
| ***** M E N ***** 65-69 ***** W O M E N ***** |          |                  |      |     |      |                   |          |          |
| 22.10   | 05-23-10 | RICHARD ABRAHAMS | 50   | YD. | FREE | CAROLYN BOAK      | 04-29-11 | 29.27    |
| 49.42   | 05-22-10 | RICHARD ABRAHAMS | 100  | YD. | FREE | CAROLYN BOAK      | 03-31-12 | 1:05.21  |
| 1:57.54                                       | 05-21-10 | RICHARD ABRAHAMS | 200  | YD. | FREE | CAROLYN BOAK      | 04-30-11 | 2:24.31  |
| 5:37.64                                       | 05-20-07 | TOM LANDIS       | 500  | YD. | FREE | ARDETH MUELLER    | 04-01-07 | 6:29.22  |
| 11:41.40                                      | 05-20-07 | TOM LANDIS       | 1000 | YD. | FREE | JACKIE MARR       | 05-10-09 | 13:25.54 |
| 19:16.25                                      | 05-20-07 | TOM LANDIS       | 1650 | YD. | FREE | JACKIE MARR       | 04-19-09 | 22:28.21 |
| 27.74   | 05-23-10 | RICHARD ABRAHAMS | 50   | YD. | BACK | DIANN UUSTAL      | 03-09-13 | 33.42    |
| 1:00.58                                       | 06-09-12 | HUGH WILDER      | 100  | YD. | BACK | DIANN UUSTAL      | 10-22-11 | 1:13.64  |
| 2:18.14                                       | 05-10-09 | RICHARD BURNS    | 200  | YD. | BACK | DIANN UUSTAL      | 01-19-13 | 2:42.67  |
| 30.56   | 11-17-12 | ROBERT STRAND    | 50   | YD. | BRST | JOANN LEILICH     | 04-25-04 | 37.74    |
| 1:07.63                                       | 04-17-11 | ROBERT STRAND    | 100  | YD. | BRST | JOANN LEILICH     | 04-25-04 | 1:23.95  |
| 2:30.17                                       | 05-01-11 | ROBERT STRAND    | 200  | YD. | BRST | JOANN LEILICH     | 04-04-04 | 3:01.50  |
| 24.94   | 05-22-10 | RICHARD ABRAHAMS | 50   | YD. | FLY  | DIANN UUSTAL      | 10-22-11 | 31.65    |
| 56.36   | 05-21-10 | RICHARD ABRAHAMS | 100  | YD. | FLY  | CAROLYN BOAK      | 05-01-11 | 1:15.04  |
| 2:23.38                                       | 02-14-10 | ROBERT POILETMAN | 200  | YD. | FLY  | CAROLYN BOAK      | 04-01-12 | 2:59.21  |
| 1:00.32                                       | 05-23-10 | RICHARD ABRAHAMS | 100  | YD. | I.M. | DIANN UUSTAL      | 10-22-11 | 1:12.91  |
| 2:20.31                                       | 05-22-10 | RICHARD BURNS    | 200  | YD. | I.M. | CAROLYN BOAK      | 05-01-11 | 2:46.27  |
| 5:12.42                                       | 05-21-10 | RICHARD BURNS    | 400  | YD. | I.M. | CAROLYN BOAK      | 04-29-11 | 5:49.24  |
| ***** M E N ***** 70-74 ***** W O M E N ***** |          |                  |      |     |      |                   |          |          |
| 24.13   | 05-04-08 | JEFF FARRELL     | 50   | YD. | FREE | GAIL ROPER        | 04-30-00 | 31.05    |
| 56.05   | 05-04-08 | JEFF FARRELL     | 100  | YD. | FREE | GAIL ROPER        | 04-30-00 | 1:09.79  |
| 2:08.68                                       | 04-27-12 | TOM LANDIS       | 200  | YD. | FREE | GAIL ROPER        | 04-30-00 | 2:35.85  |
| 5:51.37                                       | 05-20-01 | GRAHAM JOHNSTON  | 500  | YD. | FREE | LAVELLE STOINOFF  | 04-25-04 | 6:46.78  |
| 12:19.05                                      | 05-20-01 | GRAHAM JOHNSTON  | 1000 | YD. | FREE | LAVELLE STOINOFF  | 04-25-04 | 13:58.55 |
| 20:29.18                                      | 05-20-01 | GRAHAM JOHNSTON  | 1650 | YD. | FREE | LAVELLE STOINOFF  | 03-28-04 | 23:45.69 |
| 30.25   | 04-25-04 | YOSHI OYAKAWA    | 50   | YD. | BACK | BETSY JORDAN      | 05-20-07 | 36.91    |
| 1:06.83                                       | 04-25-04 | YOSHI OYAKAWA    | 100  | YD. | BACK | BETSY JORDAN      | 05-20-07 | 1:22.08  |
| 2:28.11                                       | 05-18-03 | BURWELL JONES    | 200  | YD. | BACK | NANCY BROWN       | 04-30-06 | 2:59.07  |
| 33.19   | 04-22-01 | JOHN KORTHEUER   | 50   | YD. | BRST | JOANN LEILICH     | 01-24-09 | 39.89    |
| 1:15.24                                       | 04-22-01 | JOHN KORTHEUER   | 100  | YD. | BRST | JOANN LEILICH     | 04-29-11 | 1:26.77  |
| 2:46.46                                       | 04-15-11 | MIKE FRESHLEY    | 200  | YD. | BRST | JOANN LEILICH     | 02-01-09 | 3:07.28  |
| 29.17   | 03-30-08 | DAVID COSTILL    | 50   | YD. | FLY  | GAIL ROPER        | 04-30-00 | 35.06    |
| 1:08.12                                       | 02-09-08 | DAVID COSTILL    | 100  | YD. | FLY  | GAIL ROPER        | 10-02-99 | 1:27.74  |
| 2:44.79                                       | 04-17-11 | RICHARD KITCHELL | 200  | YD. | FLY  | JUNE KRAUSER      | 02-16-97 | 3:16.51  |
| 1:06.94                                       | 05-04-08 | JEFF FARRELL     | 100  | YD. | I.M. | GAIL ROPER        | 04-30-00 | 1:21.97  |
| 2:29.92                                       | 02-23-08 | DAVE COSTILL     | 200  | YD. | I.M. | NANCY BROWN       | 04-30-06 | 3:07.70  |
| 5:34.47                                       | 04-27-03 | BURWELL JONES    | 400  | YD. | I.M. | NANCY BROWN       | 04-09-06 | 6:40.92  |
| ***** M E N ***** 75-79 ***** W O M E N ***** |          |                  |      |     |      |                   |          |          |
| 25.58   | 03-04-12 | JEFF FARRELL     | 50   | YD. | FREE | GAIL ROPER        | 04-03-05 | 33.87    |
| 58.68   | 05-10-09 | DAVID RADCLIFF   | 100  | YD. | FREE | GAIL ROPER        | 04-24-05 | 1:16.23  |
| 2:08.77                                       | 05-10-09 | DAVID RADCLIFF   | 200  | YD. | FREE | RONNIE KAMPHAUSEN | 03-08-09 | 2:53.05  |
| 6:03.87                                       | 05-08-10 | DAVID RADCLIFF   | 500  | YD. | FREE | RONNIE KAMPHAUSEN | 05-15-09 | 7:32.58  |
| 12:20.59                                      | 05-10-09 | DAVID RADCLIFF   | 1000 | YD. | FREE | RONNIE KAMPHAUSEN | 03-08-09 | 15:47.72 |
| 20:25.49                                      | 05-10-09 | DAVID RADCLIFF   | 1650 | YD. | FREE | RONNIE KAMPHAUSEN | 06-16-09 | 26:53.24 |
| 32.11   | 04-19-09 | YOSHI OYAKAWA    | 50   | YD. | BACK | DORIS STEADMAN    | 04-30-00 | 40.25    |
| 1:08.55                                       | 04-19-09 | BURWELL JONES    | 100  | YD. | BACK | NANCY BROWN       | 04-15-11 | 1:27.70  |
| 2:31.41                                       | 04-17-10 | BURWELL JONES    | 200  | YD. | BACK | NANCY BROWN       | 04-15-11 | 3:15.04  |
| 35.64   | 04-30-06 | JOHN KORTHEUER   | 50   | YD. | BRST | SYLVIA EISELE     | 03-20-05 | 44.36    |
| 1:19.21                                       | 03-27-11 | DAVID COSTILL    | 100  | YD. | BRST | ANN HIRSCH        | 03-19-06 | 1:37.04  |
| 2:59.83                                       | 04-14-11 | DAVID COSTILL    | 200  | YD. | BRST | ANN HIRSCH        | 02-11-06 | 3:31.35  |
| 30.84   | 04-15-11 | DAVID COSTILL    | 50   | YD. | FLY  | GAIL ROPER        | 04-24-05 | 39.05    |
| 1:12.71                                       | 04-16-11 | DAVID COSTILL    | 100  | YD. | FLY  | GAIL ROPER        | 04-03-05 | 1:37.03  |
| 3:05.76                                       | 03-29-09 | BURWELL JONES    | 200  | YD. | FLY  | LOIS KIVI NOCHMAN | 04-30-00 | 3:41.89  |
| 1:09.69                                       | 03-27-11 | DAVID COSTILL    | 100  | YD. | I.M. | GAIL ROPER        | 04-24-05 | 1:27.31  |
| 2:39.07                                       | 03-27-11 | DAVID COSTILL    | 200  | YD. | I.M. | GAIL ROPER        | 04-24-05 | 3:18.40  |



Bowen wishes the best to all swimmers in this year's Short Course Nationals.

**May you have excellent swims, fast times, and all around success!**

***Pulling an All-Nighter isn't just for college anymore.***



Resourceful.



Responsive.



Results.

You want a contractor to build what you asked for, delivered on time, with no surprises. You get a proven partner that is resourceful, responsive, and delivers the results you expect. Bowen will honor that commitment ... you have our word.

Indianapolis, IN | Evansville, IN | Columbus, OH | Houston, TX | Baltimore, MD

Call us at 317.842.2616

[www.bowenengineering.com](http://www.bowenengineering.com) | [bizdev@bowenengineering.com](mailto:bizdev@bowenengineering.com)



# National Records

| Time     | Date     | Category         | Name             | Distance        | Event   | Name              | Date           | Time     |         |
|----------|----------|------------------|------------------|-----------------|---------|-------------------|----------------|----------|---------|
| 5:49.90  | 04-19-09 | M E N            | BURWELL JONES    | 400 YD.         | I.M.    | GAIL ROPER        | 04-10-05       | 7:03.61  |         |
| *****    | *****    |                  | *****            | 80-84           | *****   | *****             | *****          | *****    |         |
| 29.25    | 04-10-05 |                  | FRANK PIEMME     | 50 YD.          | FREE    | FLORENCE CARR     | 03-12-06       | 36.85    |         |
| 1:09.04  | 02-12-05 |                  | FRANK PIEMME     | 100 YD.         | FREE    | MARGERY MEYER     | 05-18-03       | 1:24.09  |         |
| 2:33.31  | 06-28-11 |                  | GRAHAM JOHNSTON  | 200 YD.         | FREE    | JEAN TROY         | 02-17-08       | 3:08.99  |         |
| 6:53.87  | 03-24-13 |                  | BURWELL JONES    | 500 YD.         | FREE    | JEAN TROY         | 03-30-08       | 8:26.37  |         |
| 14:39.84 | 03-22-13 |                  | BURWELL JONES    | 1000 YD.        | FREE    | JEAN TROY         | 03-30-08       | 17:20.18 |         |
| 24:22.59 | 03-22-13 |                  | BURWELL JONES    | 1650 YD.        | FREE    | BETTY LORENZI     | 04-19-09       | 28:35.79 |         |
| 35.29    | 01-19-13 |                  | CLARKE MITCHELL  | 50 YD.          | BACK    | BETTY LORENZI     | 04-19-09       | 43.57    |         |
| 1:18.51  | 03-24-13 |                  | BURWELL JONES    | 100 YD.         | BACK    | BETTY LORENZI     | 04-19-09       | 1:32.37  |         |
| 2:48.59  | 03-23-13 |                  | BURWELL JONES    | 200 YD.         | BACK    | BETTY LORENZI     | 04-19-09       | 3:26.72  |         |
| 39.22    | 03-24-13 |                  | BOB BEST         | 50 YD.          | BRST    | ANN HIRSCH        | 02-12-11       | 48.29    |         |
| 1:30.70  | 04-19-09 |                  | ROBERT MACDONALD | 100 YD.         | BRST    | ANN HIRSCH        | 03-12-11       | 1:46.69  |         |
| 3:19.33  | 04-19-09 |                  | ROBERT MACDONALD | 200 YD.         | BRST    | ANN HIRSCH        | 02-12-11       | 3:49.67  |         |
| 34.33    | 01-20-13 |                  | CLARKE MITCHELL  | 50 YD.          | FLY     | LOIS KIVI NOCHMAN | 04-15-07       | 50.10    |         |
| 1:30.06  | 05-16-99 |                  | ANDREW HOLDEN    | 100 YD.         | FLY     | LOIS KIVI NOCHMAN | 04-22-07       | 1:54.16  |         |
| 3:25.55  | 04-23-06 |                  | THOMAS MAINE     | 200 YD.         | FLY     | LOIS KIVI NOCHMAN | 04-24-05       | 4:05.12  |         |
| 1:22.75  | 03-06-05 |                  | FRANK PIEMME     | 100 YD.         | I.M.    | NANETTE BOHL      | 04-19-09       | 1:44.34  |         |
| 3:06.65  | 03-24-13 |                  | BURWELL JONES    | 200 YD.         | I.M.    | ANN HIRSCH        | 02-12-11       | 3:53.17  |         |
| 6:45.91  | 03-23-13 |                  | BURWELL JONES    | 400 YD.         | I.M.    | JEAN TROY         | 02-17-08       | 8:16.02  |         |
| *****    | *****    |                  | *****            | 85-89           | *****   | *****             | *****          | *****    |         |
| 31.92    | 03-07-10 | M E N            | FRANK PIEMME     | 50 YD.          | FREE    | JEAN TROY         | 03-23-13       | 41.63    |         |
| 1:10.92  | 04-18-10 |                  | FRANK PIEMME     | 100 YD.         | FREE    | MARGERY MEYER     | 05-10-09       | 1:35.48  |         |
| 2:50.54  | 05-08-10 |                  | FRANK PIEMME     | 200 YD.         | FREE    | JEAN TROY         | 03-23-13       | 3:26.89  |         |
| 7:54.01  | 05-07-10 |                  | FRANK PIEMME     | 500 YD.         | FREE    | MARGERY MEYER     | 04-13-08       | 9:14.15  |         |
| 16:28.80 | 05-07-10 |                  | FRANK PIEMME     | 1000 YD.        | FREE    | MARGERY MEYER     | 05-10-09       | 19:02.30 |         |
| 27:48.74 | 03-20-10 |                  | FRANK PIEMME     | 1650 YD.        | FREE    | MARGERY MEYER     | 05-10-09       | 31:15.55 |         |
| 42.46    | 03-07-10 |                  | FRANK PIEMME     | 50 YD.          | BACK    | BETTY LORENZI     | 02-09-13       | 46.77    |         |
| 1:36.02  | 05-08-10 |                  | FRANK PIEMME     | 100 YD.         | BACK    | BETTY LORENZI     | 02-10-13       | 1:40.00  |         |
| 3:36.68  | 02-02-08 |                  | WILLARD LAMB     | 200 YD.         | BACK    | BETTY LORENZI     | 02-09-13       | 3:34.09  |         |
| 42.72    | 03-07-10 |                  | FRANK PIEMME     | 50 YD.          | BRST    | MARJORIE STONE    | 04-27-12       | 59.96    |         |
| 1:34.67  | 04-18-10 |                  | FRANK PIEMME     | 100 YD.         | BRST    | JOAN WAYNE        | 06-28-11       | 2:12.54  |         |
| 3:46.18  | 03-20-10 |                  | FRANK PIEMME     | 200 YD.         | BRST    | JOAN WAYNE        | 06-29-11       | 4:40.55  |         |
| 39.89    | 03-07-10 |                  | FRANK PIEMME     | 50 YD.          | FLY     | LOIS KIVI NOCHMAN | 03-27-10       | 57.02    |         |
| 1:41.31  | 04-18-10 |                  | FRANK PIEMME     | 100 YD.         | FLY     | BETTY RUSS        | 07-27-12       | 2:12.10  |         |
| 3:43.03  | 01-08-11 |                  | THOMAS MAINE     | 200 YD.         | FLY     | LOIS KIVI NOCHMAN | 03-07-10       | 4:42.19  |         |
| 1:28.37  | 03-07-10 |                  | FRANK PIEMME     | 100 YD.         | I.M.    | JEAN TROY         | 02-09-13       | 1:54.44  |         |
| 3:18.10  | 04-18-10 |                  | FRANK PIEMME     | 200 YD.         | I.M.    | JEAN TROY         | 02-10-13       | 4:17.15  |         |
| 7:30.51  | 02-12-11 |                  | THOMAS MAINE     | 400 YD.         | I.M.    | JEAN TROY         | 02-09-13       | 9:04.46  |         |
| *****    | *****    |                  | *****            | 90-94           | *****   | *****             | *****          | *****    |         |
| 35.96    | 09-21-03 |                  | M E N            | WOODY BOWERSOCK | 50 YD.  | FREE              | AILEEN SOULE   | 05-12-96 | 49.68   |
| 1:27.26  | 03-21-04 |                  |                  | WOODY BOWERSOCK | 100 YD. | FREE              | RITA SIMONTON  | 04-26-09 | 1:50.37 |
| 3:23.16  | 01-26-13 | WILLARD LAMB     |                  | 200 YD.         | FREE    | RITA SIMONTON     | 05-10-09       | 3:59.22  |         |
| 8:54.93  | 03-24-13 | WILLARD LAMB     |                  | 500 YD.         | FREE    | RITA SIMONTON     | 05-10-09       | 10:22.61 |         |
| 18:17.26 | 03-23-13 | WILLARD LAMB     |                  | 1000 YD.        | FREE    | RITA SIMONTON     | 04-26-09       | 21:20.93 |         |
| 30:32.79 | 03-22-13 | WILLARD LAMB     |                  | 1650 YD.        | FREE    | RITA SIMONTON     | 02-22-09       | 35:22.28 |         |
| 49.65    | 03-25-07 | JOHN MERRILL     |                  | 50 YD.          | BACK    | AILEEN SOULE      | 05-12-96       | 1:01.93  |         |
| 1:46.67  | 03-25-07 | JOHN MERRILL     |                  | 100 YD.         | BACK    | AILEEN SOULE      | 05-12-96       | 2:14.66  |         |
| 3:54.03  | 03-25-07 | JOHN MERRILL     |                  | 200 YD.         | BACK    | AILEEN SOULE      | 05-12-96       | 4:42.55  |         |
| 53.07    | 04-15-07 | RUSS WITTE       |                  | 50 YD.          | BRST    | MARIA LENK-ZIGLER | 05-22-05       | 1:17.70  |         |
| 1:58.35  | 01-30-11 | RAYMOND HAKOMAKI |                  | 100 YD.         | BRST    | RITA SIMONTON     | 04-04-09       | 3:25.96  |         |
| 4:44.50  | 07-02-07 | RUSS WITTE       |                  | 200 YD.         | BRST    | EVA MULLER        | 03-16-03       | 7:21.02  |         |
| 50.44    | 03-21-04 | WALTER PFEIFFER  |                  | 50 YD.          | FLY     | RITA SIMONTON     | 04-26-09       | 1:18.23  |         |
| 2:13.93  | 03-21-04 | WALTER PFEIFFER  |                  | 100 YD.         | FLY     | JEWEL COOKE       | 04-11-99       | 3:26.50  |         |
| 5:08.18  | 05-02-04 | WALTER PFEIFFER  |                  | 200 YD.         | FLY     | JEWEL COOKE       | 11-08-98       | 7:12.95  |         |
| 2:05.12  | 05-02-04 | WALTER PFEIFFER  |                  | 100 YD.         | I.M.    | RITA SIMONTON     | 03-29-09       | 2:37.23  |         |
| 4:39.98  | 03-21-04 | WALTER PFEIFFER  |                  | 200 YD.         | I.M.    | RITA SIMONTON     | 03-29-09       | 5:40.28  |         |
| 10:10.57 | 05-02-04 | WALTER PFEIFFER  |                  | 400 YD.         | I.M.    | JEWEL COOKE       | 11-07-98       | 13:06.38 |         |
| *****    | *****    | *****            |                  | 95-99           | *****   | *****             | *****          | *****    |         |
| 51.31    | 01-10-99 | M E N            |                  | GUS LANGNER     | 50 YD.  | FREE              | MARIE KELLEHER | 02-15-09 | 1:26.17 |
| 2:04.54  | 01-10-99 |                  |                  | GUS LANGNER     | 100 YD. | FREE              | MARIE KELLEHER | 02-10-08 | 3:02.75 |
| 4:35.70  | 01-10-99 |                  | GUS LANGNER      | 200 YD.         | FREE    | MARIE KELLEHER    | 02-10-08       | 6:12.19  |         |
| 12:17.44 | 01-10-99 |                  | GUS LANGNER      | 500 YD.         | FREE    | ANNA BAUSCHER     | 12-07-97       | 18:25.13 |         |
| 30:05.25 | 04-02-00 |                  | GUS LANGNER      | 1000 YD.        | FREE    | ANNE DUNIVIN      | 04-26-12       | 50:44.12 |         |
| 1:08.20  | 07-08-89 |                  | TOM LANE         | 50 YD.          | BACK    | EDITH HENDRY      | 04-01-07       | 1:26.19  |         |
| 2:45.86  | 02-12-12 |                  | RUSS WITTE       | 100 YD.         | BACK    | EDITH HENDRY      | 05-28-07       | 3:09.30  |         |
| 10:05.22 | 04-17-10 |                  | DONALD POPE      | 200 YD.         | BACK    | EDITH HENDRY      | 04-01-07       | 7:02.33  |         |
| 1:03.32  | 02-11-12 |                  | RUSS WITTE       | 50 YD.          | BRST    | MARIE KELLEHER    | 02-15-09       | 1:55.41  |         |
| 2:34.82  | 02-12-12 |                  | RUSS WITTE       | 100 YD.         | BRST    |                   |                |          |         |
| 5:49.18  | 02-12-12 |                  | RUSS WITTE       | 200 YD.         | BRST    |                   |                |          |         |
|          |          |                  |                  | 50 YD.          | FLY     |                   |                |          |         |
|          |          |                  |                  | 100 YD.         | FLY     |                   |                |          |         |
|          |          |                  |                  | 200 YD.         | FLY     |                   |                |          |         |
|          |          |                  |                  | 100 YD.         | I.M.    | MARIE KELLEHER    | 02-10-08       | 3:28.34  |         |
|          |          |                  |                  | 200 YD.         | I.M.    |                   |                |          |         |
|          |          |                  |                  | 400 YD.         | I.M.    |                   |                |          |         |

# *Tribute to a fellow Swimmer & Champion in Life*



*Being deeply loved by someone gives you strength, while loving someone deeply gives you courage. - Lao Tzu*

**Deb Riker**  
1962 - 2003

2001 World Record Holder  
200-239 200 Mixed Free Relay  
Cavanaugh, Greenberg, Moll, Riker

*Deb, you will remain in our hearts and thoughts.*

*Love,  
Your Indy Aquatic  
Swim Teammates*





# National Records

| ***** M E N *****                      |                   |                  |         | 100-104                                  | ***** W O M E N ***** |                  |          |  |
|--|-------------------|------------------|---------|--|-----------------------|------------------|----------|--|
| 1:31.03                                | 06-25-94          | TOM LANE         | 50      | YD. FREE                                 | MARIE KELLEHER        | 02-10-13         | 1:58.08  |  |
| 3:21.86                                | 06-25-94          | TOM LANE         | 100     | YD. FREE                                 |                       |                  |          |  |
| 6:56.32                                | 06-25-94          | TOM LANE         | 200     | YD. FREE                                 |                       |                  |          |  |
|  |                   |                  | 500     | YD. FREE                                 |                       |                  |          |  |
|  |                   |                  | 1000    | YD. FREE                                 |                       |                  |          |  |
|  |                   |                  | 1650    | YD. FREE                                 |                       |                  |          |  |
|  |                   |                  | 50      | YD. BACK                                 |                       |                  |          |  |
|  |                   |                  | 100     | YD. BACK                                 |                       |                  |          |  |
|  |                   |                  | 200     | YD. BACK                                 |                       |                  |          |  |
|  |                   |                  | 50      | YD. BRST                                 |                       |                  |          |  |
|  |                   |                  | 100     | YD. BRST                                 |                       |                  |          |  |
|  |                   |                  | 200     | YD. BRST                                 |                       |                  |          |  |
|  |                   |                  | 50      | YD. FLY                                  |                       |                  |          |  |
|  |                   |                  | 100     | YD. FLY                                  |                       |                  |          |  |
|  |                   |                  | 200     | YD. FLY                                  |                       |                  |          |  |
|  |                   |                  | 100     | YD. I.M.                                 |                       |                  |          |  |
|  |                   |                  | 200     | YD. I.M.                                 |                       |                  |          |  |
|  |                   |                  | 400     | YD. I.M.                                 |                       |                  |          |  |
| ***** RELAY 200 YD. FREE - WOMEN ***** |                   |                  |         | ***** RELAY 200 YD. MEDLEY - WOMEN ***** |                       |                  |          |  |
| 18                                     | + SAN DIEGO       | 05-18-03         | 1:36.25 | 18                                       | + CHICAGO             | 04-22-12         | 1:47.44  |  |
|  | K PIPES-NEILSEN   | HEATHER DEFELICE |         |  | HANNIKA SCHLEEBS      | KELLY MCNICHOLS  |          |  |
|  | ALEXANDRA FROGLEY | ALISON TERRY     |         |  | KATIE BRAUN           | JULIA SHALLCROSS |          |  |
| 25                                     | + SMU MASTERS     | 05-03-08         | 1:35.40 | 25                                       | + SMU                 | 05-04-08         | 1:45.01  |  |
|  | DOMINIQUE DIEZI   | LAURA HOLT       |         |  | L.OBERSTAR-BROWN      | KATIE MCCLELLAND |          |  |
|  | MICHELLE CHOW     | KATIE MCCLELLAND |         |  | LAURA HOLT            | DOMINIQUE DIEZI  |          |  |
| 35                                     | + ROCKY MTN       | 05-18-03         | 1:36.90 | 35                                       | + COLORADO            | 05-14-06         | 1:48.55  |  |
|  | ANNA PETTIS SCOTT | KATHY GARNIER    |         |  | SHERI HART            | S VON DER LIPPE  |          |  |
|  | S VON DER LIPPE   | COLLETTE SAPPEY  |         |  | ELLEN CAMPBELL        | KATHY GARNIER    |          |  |
| 45                                     | + COLORADO        | 04-30-11         | 1:40.44 | 45                                       | + COLORADO            | 05-01-11         | 1:52.93  |  |
|  | KATHY GARNIER     | COLLETTE SAPPEY  |         |  | COLLETTE SAPPEY       | KIM CROUCH       |          |  |
|  | ANNA SCOTT-KUBE   | S.VON DER LIPPE  |         |  | S.VON DER LIPPE       | ANNA SCOTT-KUBE  |          |  |
| 55                                     | + GOLD            | 04-09-11         | 1:53.58 | 55                                       | + NEW ENGLAND         | 03-18-12         | 2:07.59  |  |
|  | PEGGY MCDONNELL   | BARBARA PROTZMAN |         |  | BETH ESTEL            | BARBARA HUMMEL   |          |  |
|  | DANIELLE OGIER    | PAT SARGEANT     |         |  | JENNIFER LUKER        | JACKI HIRSTY     |          |  |
| 65                                     | + PNA             | 04-28-12         | 2:16.23 | 65                                       | + VIRGINIA            | 04-24-05         | 2:35.40  |  |
|  | SARAH WELCH       | SALLY DILLON     |         |  | LAVERNE ADAMS         | JOANN LEILICH    |          |  |
|  | JANET GETZENDANER | SUZANNE DILLS    |         |  | LUCILLE GRIFFIN       | JOHNNIE DETRICK  |          |  |
| 75                                     | + FACT            | 03-29-09         | 2:58.48 | 75                                       | + FACT                | 03-29-09         | 3:15.12  |  |
|  | BETTY LORENZI     | NANCY DURSTEIN   |         |  | BETTY LORENZI         | SYLVIA EISELE    |          |  |
|  | JOAN CAMPBELL     | MARY TUSA        |         |  | NANCY DURSTEIN        | MARY TUSA        |          |  |
| 85                                     | +                 |                  |         | 85                                       | +                     |                  |          |  |
| 95                                     | +                 |                  |         | 95                                       | +                     |                  |          |  |
| ***** RELAY 400 YD. FREE - WOMEN ***** |                   |                  |         | ***** RELAY 400 YD. MEDLEY - WOMEN ***** |                       |                  |          |  |
| 18                                     | + RED TIDE NYC    | 03-29-09         | 3:38.39 | 18                                       | + TERRAPIN            | 04-04-04         | 4:03.73  |  |
|  | KAITLIN MOUGHTY   | TAI SHPAIZER     |         |  | JENNIFER TEERLINK     | JILLIAN MARTIN   |          |  |
|  | SUSAN WAGER       | KRISTIN GARY     |         |  | KELLY BOWMAN          | MEREDITH STAKEM  |          |  |
| 25                                     | + WALNUT CREEK    | 04-14-91         | 3:37.75 | 25                                       | + SMU MASTERS         | 03-30-08         | 4:02.73  |  |
|  | CAREN LEWIS       | PAULA ROEMER     |         |  | L OBERSTAR-BROWN      | KATIE MCCLELLAND |          |  |
|  | WENDY INGRAHM     | SARA SHAND       |         |  | LAURA HOLT            | MICHELLE CHOW    |          |  |
| 35                                     | + TEAM ILL MSTRS  | 04-15-07         | 3:41.37 | 35                                       | + SAN DIEGO           | 04-27-03         | 4:07.99  |  |
|  | K PIPES-NEILSEN   | JENNIFER RIDGE   |         |  | K PIPES-NIELSEN       | CAROLINE KRATTLI |          |  |
|  | NADINE DAY        | SOLVEIG SULLIVAN |         |  | JANET COOVER          | BETH KNIGHT      |          |  |
| 45                                     | + NEM             | 04-07-02         | 3:55.16 | 45                                       | + OREGON              | 04-11-10         | 4:12.53  |  |
|  | JOEL FELDMANN     | JENNIFER LUKER   |         |  | VALERIE JENKINS       | COLETTE CRABBE   |          |  |
|  | GAYLE WETTACH     | JACKI HIRSTY     |         |  | ARLENE DELMAGE        | K ANDRUS-HUGHES  |          |  |
| 55                                     | + GOLD            | 04-10-11         | 4:15.58 | 55                                       | + GOLD                | 04-09-11         | 4:43.19  |  |
|  | PAT SARGEANT      | BARBARA PROTZMAN |         |  | MAUREEN HUGHES        | PEGGY MCDONNELL  |          |  |
|  | DANIELLE OGIER    | PEGGY MCDONNELL  |         |  | PAT SARGEANT          | DANIELLE OGIER   |          |  |
| 65                                     | + VIRGINIA        | 04-13-08         | 5:19.35 | 65                                       | + VIRGINIA            | 04-24-05         | 5:54.65  |  |
|  | BARBARA ZAREMSKI  | BETSY DURRANT    |         |  | LAVERNE ADAMS         | JOANN LEILICH    |          |  |
|  | JOHNNIE DETRICK   | BETH SCHREINER   |         |  | LUCILLE GRIFFIN       | JOHNNIE DETRICK  |          |  |
| 75                                     | + WALNUT CREEK    | 04-19-09         | 6:45.43 | 75                                       | + WALNUT CREEK        | 02-22-98         | 8:44.42  |  |
|  | ANN HIRSCH        | JEAN DUNCAN      |         |  | PAT PREVETZ           | SALLY JOY        |          |  |
|  | DONNA MONROE      | JOAN ALEXANDER   |         |  | JEAN DURSTON          | MARY JANE REEVES |          |  |
| 85                                     | +                 |                  |         | 85                                       | +                     |                  |          |  |
| 95                                     | +                 |                  |         | 95                                       | +                     |                  |          |  |
| ***** RELAY 800 YD. FREE - WOMEN ***** |                   |                  |         | ***** RELAY 800 YD. MEDLEY - WOMEN ***** |                       |                  |          |  |
| 18                                     | + RED TIDE NYC    | 03-29-09         | 7:55.34 | 55                                       | + GOLD COAST          | 01-26-13         | 9:23.86  |  |
|  | KAITLIN MOUGHTY   | SARA UPTON       |         |  | CELIA DEVANNEY        | DEBBIE CAVANAUGH |          |  |
|  | JANE KELSEY       | KRISTIN GARY     |         |  | LISA BENNETT          | PEGGY MCDONNELL  |          |  |
| 25                                     | + REDT            | 02-23-13         | 7:43.29 | 65                                       | + VIRGINIA            | 04-13-08         | 12:03.97 |  |

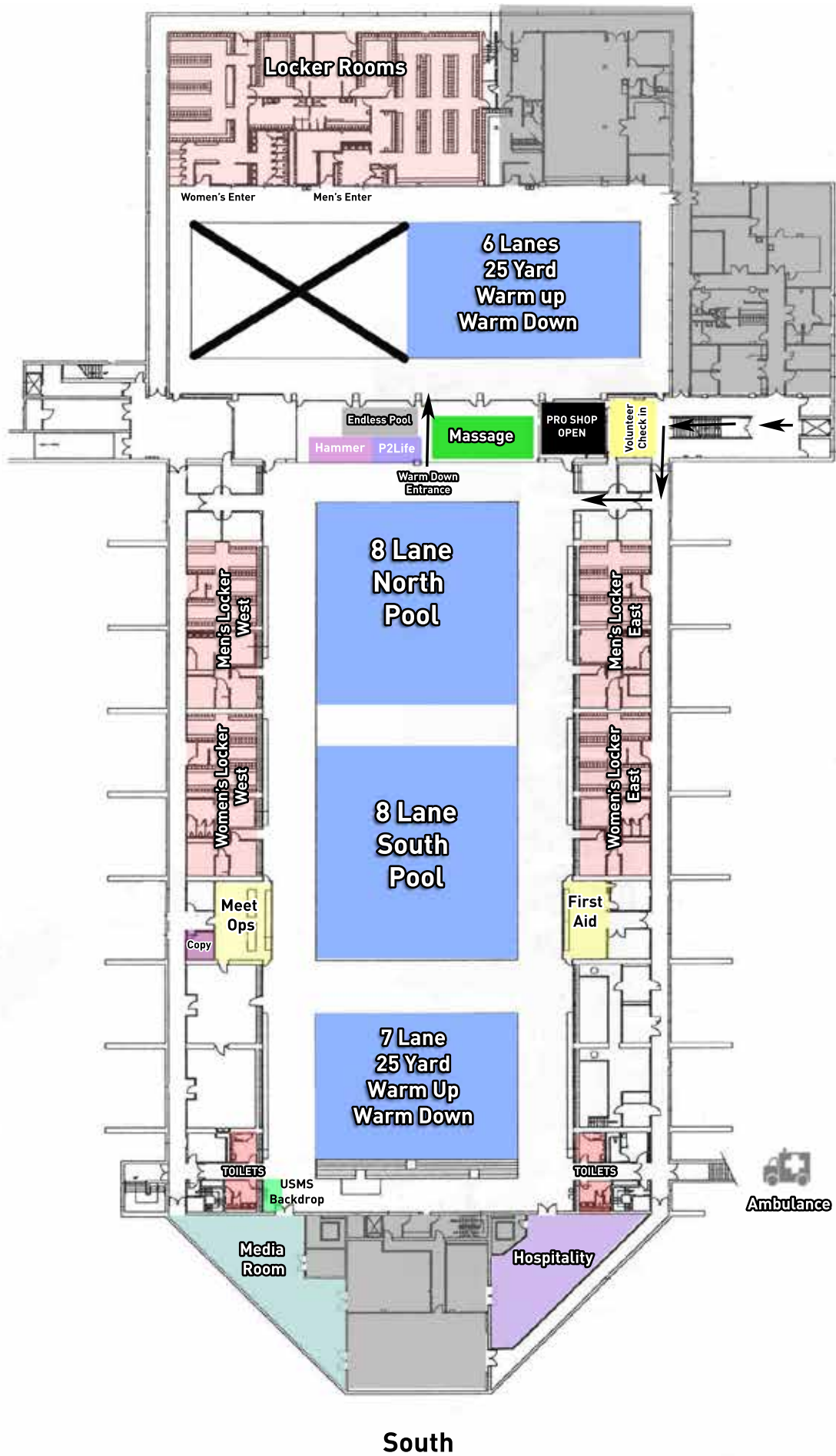
# National Records

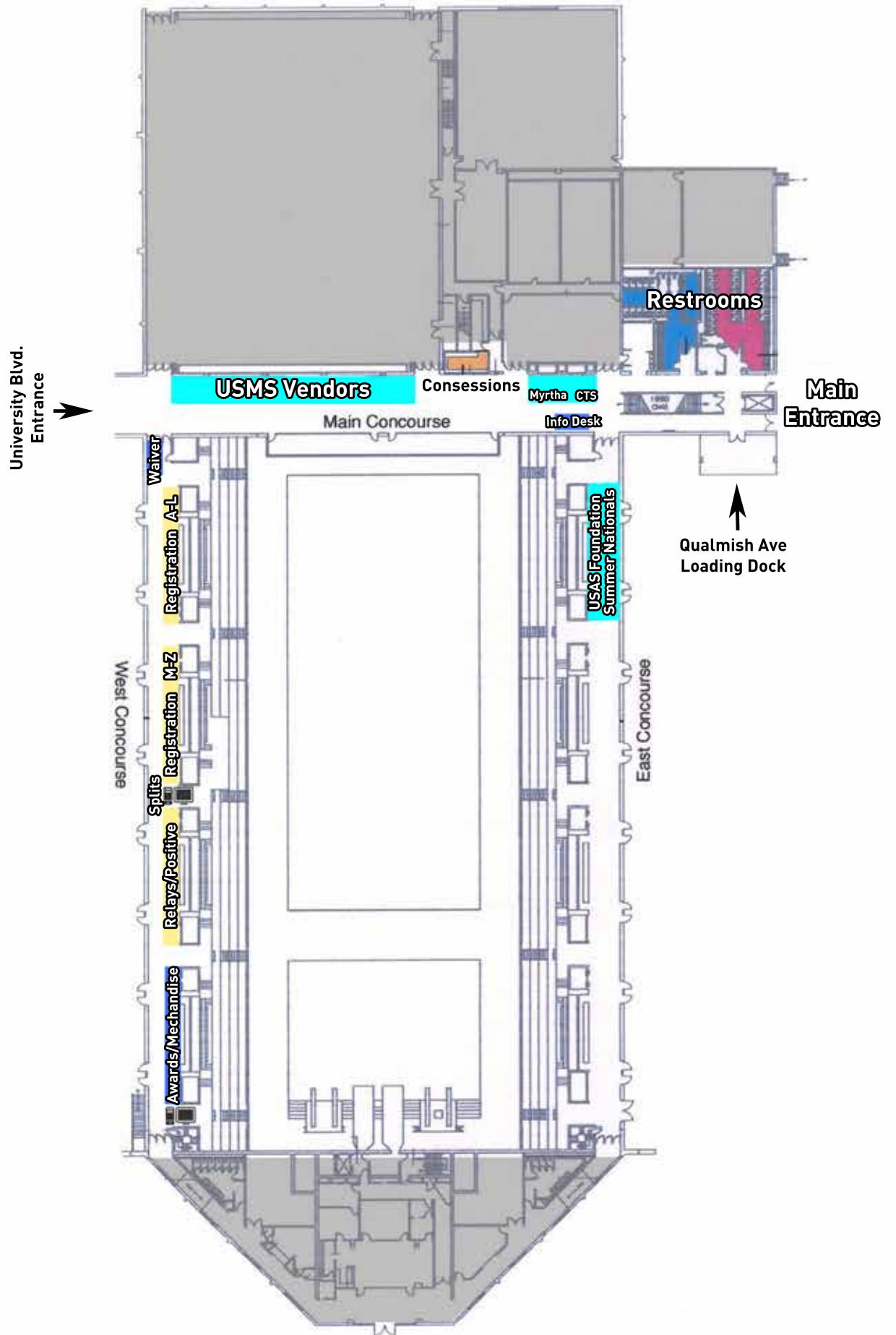
|   |                                |                              |         |                                    |                            |
|---|--------------------------------|------------------------------|---------|------------------------------------|----------------------------|
|   | BRIDGET O'CONNOR               | WHITNEY SPRAGUE              |         | BETSY DURRANT                      | IDA HLAVACEK               |
| 35  | KRISTIN GARY<br>+ SAN DIEGO    | KIM VANDENBERG<br>04-27-03   | 8:00.23 | BARBARA ZAREMSKI<br>+ WALNUT CREEK | BETH SCHREINER<br>04-13-08 |
|   | BETH KNIGHT                    | K PIPES-NEILSEN              |         | BARBARA OWENS                      | BETTY MCMILLAN             |
| 45  | JANET COOVER<br>+ WALNUT CREEK | CAROLINE KRATTLI<br>04-13-08 | 8:39.13 | JEAN DUNCAN                        | ANN HIRSCH                 |
|   | MARGEE CURRAN                  | LAURIE VIDAL                 |         |                                    |                            |
| 95  | LYNN SULLIVAN<br>+             | CHARLENE O'BRIEN             |         |                                    |                            |
| ***** RELAY 200 YD. FREE - M E N ***** RELAY 200 YD. MEDLEY - M E N ***** |                                |                              |         |                                    |                            |
| 18  | + NORTH CAROLINA               | 05-22-10                     | 1:18.32 | 18                                 | + GEORGIA                  |
|   | NICHOLAS BRUNELLI              | CULLEN JONES                 |         |                                    | NOAH COPELAND              |
|   | NELSON WESTBY                  | JOE SKUBA                    |         |                                    | PETER VERHOEF              |
| 25  | + CLEMSON AQUATIC              | 05-22-10                     | 1:21.82 | 25                                 | + CLEMSON                  |
|   | LANCE ASTI                     | BRETT MACLENNAN              |         |                                    | JOEL JOHNSON               |
|   | BRYCE HERRINGTON               | ANDREW SCHEERHORN            |         |                                    | LANCE ASTI                 |
| 35  | + LONGHORN                     | 05-29-10                     | 1:23.32 | 35                                 | + LONGHORN                 |
|   | TYLER BLESSING                 | MIKE VAROZZA                 |         |                                    | TYLER BLESSING             |
|   | BRADLEY BAILEY                 | CHRIS ECKERMAN               |         |                                    | BRADLEY BAILEY             |
| 45  | + ARIZONA                      | 05-04-08                     | 1:27.70 | 45                                 | + GEORGIA                  |
|   | JOHN SMITH                     | AL JAEGRS                    |         |                                    | ERIC ERICSON               |
|   | PAUL HAFNER                    | PAUL SMITH                   |         |                                    | BOB BUGG                   |
| 55  | + OREGON                       | 04-11-09                     | 1:32.18 | 55                                 | + OREGON                   |
|   | MIKE TENNANT                   | DOUG BROCKBANK               |         |                                    | WES EDWARDS                |
|   | WES EDWARDS                    | LARRY PHILBRICK              |         |                                    | LARRY PHILBRICK            |
| 65  | + SAN DIEGO                    | 05-10-09                     | 1:40.07 | 65                                 | + SAN DIEGO                |
|   | MIKE FRESHLEY                  | PETER ANDERSEN               |         |                                    | VINUS VAN BAALEN           |
|   | VINUS VAN BAALEN               | KEEFE LODWIG                 |         |                                    | KEEFE LODWIG               |
| 75  | + SAN DIEGO                    | 04-26-09                     | 2:05.89 | 75                                 | + SAN DIEGO                |
|   | FRANK TANNER                   | TOM MITCHELL                 |         |                                    | DALE WEBSTER               |
|   | KEN KIMBALL                    | BOB BEST                     |         |                                    | TOM MITCHELL               |
| 85  | + FACT                         | 04-28-12                     | 3:05.24 | 85                                 | + TEAM TEXAS               |
|   | WILLIAM ADAMS                  | EDWIN GRAVES                 |         |                                    | ROY BODINE                 |
|   | ROGER HOLMES                   | JOHN CORSE                   |         |                                    | JESSE COON                 |
| 95  | +                              |                              |         | 95                                 | +                          |
| ***** RELAY 400 YD. FREE - M E N ***** RELAY 400 YD. MEDLEY - M E N ***** |                                |                              |         |                                    |                            |
| 18  | + WMAC                         | 04-16-10                     | 3:05.05 | 18                                 | + MICHIGAN                 |
|   | ANDREW BELTON                  | CHASE GRAVENGOOD             |         |                                    | KEVIN DOAK                 |
|   | DOUG DICKINSON                 | ADAM MANIA                   |         |                                    | ALEC MULL                  |
| 25  | + ILLINOIS                     | 04-10-11                     | 3:06.20 | 25                                 | + CHICAGO                  |
|   | DAVID KINSELLA                 | TIMOTHY CARLSON              |         |                                    | CHARLES CUNNICK            |
|   | VINCENT ALLEGRA                | DAVIS SIMS                   |         |                                    | JUSTIN CHILES              |
| 35  | + LONGHORN                     | 05-29-10                     | 3:06.12 | 35                                 | + LONGHORN AQU.            |
|   | TYLER BLESSING                 | MIKE VAROZZA                 |         |                                    | ANDERS RASMUSSEN           |
|   | BRADLEY BAILEY                 | CHRIS ECKERMAN               |         |                                    | TYLER BLESSING             |
| 45  | + WILDCAT ALUM                 | 05-07-10                     | 3:18.25 | 45                                 | + TXLA                     |
|   | AL JAEGRS                      | TOM HARVILL                  |         |                                    | NATHAN BREAZEALE           |
|   | MACE VOLZING                   | DAVID CUNNIFF                |         |                                    | ANDERS RASMUSSEN           |
| 55  | + SYM                          | 05-15-11                     | 3:32.08 | 55                                 | + VENTURA                  |
|   | JACK GROSELLE                  | KEVIN MCCORMACK              |         |                                    | JAMES MCCONICA             |
|   | CASEY CLAFLIN                  | DAVID HCFNER                 |         |                                    | JOHN DERR                  |
| 65  | + GOLD COAST                   | 04-16-10                     | 4:03.39 | 65                                 | + WALNUT CREEK             |
|   | DAVID QUIGGIN                  | CAV CAVANAUGH                |         |                                    | D CRAIG DENNIS             |
|   | DOUG BROWN                     | JOSE FERRAZ                  |         |                                    | JAMES DELACY               |
| 75  | + ILLINOIS                     | 05-03-08                     | 4:57.61 | 75                                 | + WALNUT CREEK             |
|   | WAYNE LEENGRAN                 | FRED LEHMAN                  |         |                                    | DONALD BROWN               |
|   | STEVE MULLINS                  | TOM BANFIELD                 |         |                                    | STAN MORNER                |
| 85  | +                              |                              |         | 85                                 | +                          |
| 95  | +                              |                              |         | 95                                 | +                          |
| ***** RELAY 800 YD. FREE - M E N *****                                    |                                |                              |         |                                    |                            |
| 18  | + DAM                          | 04-04-04                     | 7:05.96 | 55                                 | + VENTURA                  |
|   | MARK CALLAGHAN                 | ZEBRON LEMKE                 |         |                                    | GLENN GRUBER               |
|   | MATTHEW ROPER                  | ANDY NONAKA                  |         |                                    | JIM MCCONICA               |
| 25  | + ILLINOIS                     | 04-10-11                     | 6:59.13 | 65                                 | + OREGON                   |
|   | DAVID KINSELLA                 | TIMOTHY CARLSON              |         |                                    | DAVID RADCLIFF             |
|   | VINCENT ALLEGRA                | DAVID SIMS                   |         |                                    | BRENT LAKE                 |
| 35  | + TEAM TYR                     | 05-04-07                     | 6:56.69 | 75                                 | + ILLINOIS                 |
|   | DAN WAGNER                     | SCOTT HUBBARD                |         |                                    | WAYNE LEENGRAN             |
|   | CHRIS BEACH                    | ERIK HOCHSTEIN               |         |                                    | STEPHEN MULLINS            |
| 45  | + WILDCAT ALUM                 | 05-08-10                     | 7:22.85 | 85                                 | +                          |
|   | AL JAEGRS                      | SANDY TRIMBLE                |         |                                    |                            |
|   | MACE VOLZING                   | DAVID CUNNIFF                |         |                                    |                            |

|                     |                   |                                    |                   |
|---------------------|-------------------|------------------------------------|-------------------|
| ***** RELAY 200 YD. | FREE - MIXED      | ***** RELAY 200 YD. MEDLEY - MIXED | *****             |
| 18 + AUBURN         | 05-21-10 1:29.18  | 18 + OLYMPIC CLUB                  | 04-30-11 1:39.06  |
| RICHARD HUGHEY      | COREY HUGHEY      | F.O'DONNELL-MCCA                   | GARY MARSHALL     |
| AUSTIN HUGHEY       | EMILE EWING       | BROOKE BISHOP                      | SCOTT GREENWOOD   |
| 25 + S. CAL AQUATIC | 05-21-90 1:29.40  | 25 + PHOENIX SWIM                  | 04-30-11 1:37.19  |
| CHUCK PONTHER       | DIANE GRANER      | NORIKO INADA                       | JEFF COMMINGS     |
| KRISTINE BUSH       | PETER MCCLAFFERTY | KYLE SHORES                        | MARIKA MCCUE      |
| 35 + ROCKY MTN      | 04-25-04 1:30.17  | 35 + COLORADO                      | 05-22-10 1:39.85  |
| KATHY GARNIER       | S VON DER LIPPE   | SHERI HART                         | MATTHEW EISENHUTH |
| JOHN SMITH          | PAUL SMITH        | CHRIS O'SULLIVAN                   | COLLETTE SAPPEY   |
| 45 + ARIZONA        | 05-04-08 1:34.48  | 45 + ARIZONA                       | 05-04-08 1:44.02  |
| JOHN SMITH          | MONICA BAILEY     | JOHN SMITH                         | GLENN MILLS       |
| STEPHANIE ROLLINS   | PAUL SMITH        | STEPHANIE ROLLINS                  | MONICA BAILEY     |
| 55 + PLANO          | 04-29-11 1:41.82  | 55 + PNA                           | 04-30-11 1:53.26  |
| JACK GOODING        | LYNN MORRISON     | DONALD GRAHAM                      | RICK COLELLA      |
| KRISSY MACCUDY      | TOM BARTON        | CHARLOTTE DAVIS                    | MARY LIPPOLD      |
| 65 + OREGON         | 05-10-09 1:53.76  | 65 + SAN DIEGO                     | 05-10-09 2:06.22  |
| JOY WARD            | ROBERT SMITH      | BETSY JORDAN                       | PETER ANDERSEN    |
| BARBARA FRID        | TOM LANDIS        | KEEFE LODWIG                       | JACKIE MARR       |
| 75 + FMM            | 04-29-01 2:35.78  | 75 + WALNUT CREEK                  | 05-10-09 2:46.58  |
| FLORENCE CARR       | BRUD CLEAVELAND   | DONALD BROWN                       | NORMAN STUFFEL    |
| REGAN KENNER        | PAUL HUTINGER     | JOAN ALEXANDER                     | DONNA MONROE      |
| 85 + MARYLAND       | 04-17-11 4:04.35  | 85 + MARYLAND                      | 04-15-11 4:39.13  |
| DORIS RUSSELL       | SARAH ALLNUTT     | SARAH ALLNUTT                      | A.EREMCHUK        |
| GEOFFREY REVETT     | A.EREMCHUK        | DORIS RUSSELL                      | GEOFFREY REVETT   |
| 95 +                |                   | 95 +                               |                   |

|                     |                  |                                    |                   |
|---------------------|------------------|------------------------------------|-------------------|
| ***** RELAY 400 YD. | FREE - MIXED     | ***** RELAY 400 YD. MEDLEY - MIXED | *****             |
| 18 + NEM            | 04-07-02 3:25.12 | 18 + RED TIDE NYC                  | 03-29-09 3:41.71  |
| PETE CADWELL        | JESSICA STOKES   | KRISTIN GARY                       | SCOTT WERNER      |
| EMILY WANG          | JASON EADDY      | KAITLIN MOUGHTY                    | JEREMY FAIN       |
| 25 + REDT           | 02-24-13 3:16.77 | 25 + RED TIDE                      | 04-25-10 3:45.13  |
| KIM VANDENBERG      | BRIDGET O'CONNOR | KRISTIN GARY                       | NICHOLAS WERNER   |
| GREG PALUMBO        | BRIAN KELLY      | TAL SHPAIZER                       | DAVID LIPPIN      |
| 35 + VIRGINIA       | 03-15-08 3:28.42 | 35 + WALNUT CREEK                  | 04-19-09 3:48.70  |
| SHANNON SUMMERLIN   | JEN JOHN         | DEBBIE SANTOS                      | ROQUE SANTOS      |
| CHRIS JOHN          | DAN SUMMERLIN    | ALISON ZAMANIAN                    | DAVID BOATWRIGHT  |
| 45 + WALNUT CREEK   | 04-13-08 3:34.92 | 45 + OREGON                        | 05-02-04 4:00.80  |
| GREG REMMERT        | LAURIE VIDAL     | K.ANDRUS-HUGHES                    | PAT ALLENDER      |
| CAREN MCNAMARA      | DAVID BOATWRIGHT | COLETTE CRABBE                     | MIKE TENNANT      |
| 55 + PLANO          | 04-01-12 3:48.60 | 55 + PLANO                         | 03-31-12 4:17.57  |
| TOM BARTON          | JACK GOODING     | TOM BARTON                         | KRISSY MACCUDY    |
| LYNN MORRISON       | KRISSY MACCUDY   | JACK GOODING                       | LYNN MORRISON     |
| 65 + VIRGINIA       | 04-13-08 4:36.77 | 65 + SAN DIEGO                     | 04-01-07 5:20.49  |
| HARRY SOBER         | JOHNNIE DETRICK  | BETSY JORDAN                       | BOB BEST          |
| ART WOLFE           | BETH SCHREINER   | MIKE FRESHLEY                      | GYNT CLIFFORD     |
| 75 + WALNUT CREEK   | 04-17-10 5:55.27 | 75 + MAINE MASTERS                 | 03-18-12 7:09.05  |
| DONALD BROWN        | NORMAN STUFFEL   | DONNA EDELBAUM                     | HANS WENDEL       |
| JOAN ALEXANDER      | DONNA MONROE     | WILLIAM JONES                      | RONNIE KAMPHAUSEN |
| 85 +                |                  | 85 +                               |                   |
| 95 +                |                  | 95 +                               |                   |

|                     |                  |                                    |                   |
|---------------------|------------------|------------------------------------|-------------------|
| ***** RELAY 800 YD. | FREE - MIXED     | ***** RELAY 800 YD. MEDLEY - MIXED | *****             |
| 18 + NEM            | 03-30-03 7:32.95 | 55 + GOLD COAST                    | 03-01-13 8:53.41  |
| REBEKAH LORENZ      | PETER WORLAND    | CRAIG BURNS                        | DEBBIE CAVANAUGH  |
| JASON EADDY         | JESSICA STOKES   | LISA BENNETT                       | LEE CHILDS        |
| 25 + ILLINOIS MSTR  | 04-04-04 7:25.46 | 65 + SAN DIEGO                     | 04-01-07 10:36.77 |
| JENNIFER RIDGE      | NADINE DAY       | BETSY JORDAN                       | MIKE FRESHLEY     |
| PATRICK ELDER       | MATT KELLER      | GYNT CLIFFORD                      | BOB BEST          |
| 35 + ILLINOIS       | 04-17-05 7:24.36 | 75 + WALNUT CREEK                  | 04-19-09 12:18.74 |
| LIZ DILLMANN        | JENNIFER RIDGE   | ROBERT MAYO                        | ANN HIRSCH        |
| RON KURZA           | MATT KELLER      | NORMAN STUFFEL                     | DONNA MONROE      |
| 45 + WALNUT CREEK   | 04-17-09 7:51.33 | 85 +                               |                   |
| DAVID BOATWRIGHT    | CHARLENE O'BRIEN |                                    |                   |
| MARGE CURRAN        | BRAD GOTHBERG    |                                    |                   |
| 95 +                |                  |                                    |                   |







**U.S. MASTERS  
SWIMMING**