

**U.S. MASTERS
SWIMMING**



2014

SPRING

NATIONAL CHAMPIONSHIP

SANTA CLARA  MAY 1-4

PRESENTED
BY:



Nationwide[®]
Insurance

Timeline

Start Times Women	Event	Start Times Men
Thursday, May 1, 2014		
8:00 a.m.	1-2: 1000 freestyle (deck seeded)	9:35 a.m.
11:05 a.m.	3-4: 1650 freestyle (deck seeded)	12:35 p.m.
	Approximate finish time 2:15 p.m.	
Friday, May 2, 2014		
8:00 a.m.	5-6: 400 IM (deck seeded)	8:35 a.m.
9:25 a.m.	30 minute warm-up in competition pool	9:25 a.m.
9:55 a.m.	Ransom Arthur Award presentation	9:55 a.m.
10:05 a.m.	7-8: 100 butterfly	10:25 a.m.
10:50 a.m.	9-10: 50 freestyle	11:15 a.m.
11:50 a.m.	11-12: 200 backstroke	12:30 p.m.
1:15 p.m.	13-14: 100 breaststroke	1:40 p.m.
2:20 p.m.	15-16: mixed 200 freestyle relay	2:20 p.m.
3:15 p.m.	17-18: 200 medley relay	3:50 p.m.
	Approximate finish time 4:45 p.m.	
Saturday, May 3, 2014		
8:00 a.m.	19: women's 500 freestyle (deck seeded)	
9:20 a.m.	30 minute warm-up in competition pool	9:20 a.m.
9:50 a.m.	21-22: 100 freestyle	10:35 a.m.
11:30 a.m.	23-24: 200 breaststroke	12:15 p.m.
1:05 p.m.	25-26: 100 IM	1:45 p.m.
2:30 p.m.	27-28: 50 backstroke	2:55 p.m.
3:20 p.m.	29-30: 200 butterfly	3:50 p.m.
4:30 p.m.	31-32: 200 freestyle relay	5:10 p.m.
	Approximate finish time 6:00 p.m.	
Sunday, May 4, 2014		
	34: men's 500 freestyle (deck seeded)	8:00 a.m.
9:35 a.m.	30 minute warm-up in competition pool	9:35 a.m.
10:05 a.m.	35: Mixed 200 medley relay	10:05 a.m.
11:15 a.m.	37-38: 50 breaststroke	11:35 a.m.
12:00 p.m.	39-40: 100 backstroke	12:25 p.m.
12:50 p.m.	41-42: 200 freestyle (deck seeded)	1:30 p.m.
2:15 p.m.	43-44: 50 butterfly	2:35 p.m.
3:00 p.m.	45-46: 200 IM (deck seeded)	3:30 p.m.
	Approximate finish time 4:30 p.m.	

This timeline is only a **guide** for use in determining the **approximate** start of all events. We may run ahead of or behind the estimate. It is all swimmers' responsibility to get to the pool well before their events and be behind the blocks before their heats start.

All swimmers must check in for all deck-seeded events by the check-in deadlines!

Welcome to

Santa Clara, California
and the

2014

U.S. Masters Swimming Nationwide

Spring National Championship



SANTA CLARA 🛎️ MAY 1-4

PRESENTED BY:  Nationwide[®]
Insurance

TOGETHER, WE HELP EACH OTHER DO MORE.

Nationwide® is proud to partner with U.S. Masters Swimming.

You wouldn't be involved with U.S. Masters Swimming if you weren't passionate about being part of a group that shares your values, but that's not the only reason you're proud of being a member of U.S. Masters Swimming. U.S. Masters Swimming also believes in the importance of philanthropy and in playing an active role in our community. Nationwide shares these values, too, and that's why our partnership works.

**To learn more about what our partnership can do for you, call
1-866-238-1426 or visit nationwide.com/USMS.**



**Nationwide®
Insurance**

+



SANTA CLARA
C A L I F O R N I A



Parks and Recreation

April 2014

Welcome:

The City of Santa Clara and the Santa Clara Swim Club are excited to host the Spring 2014 United States Masters Swimming National Short Course Championships.

On behalf of the Santa Clara Parks & Recreation Commission, it is my pleasure to welcome you to the George F. Haines International Swim Center of Santa Clara. Known locally as the "ISC", this swimming complex has hosted the world's greatest competitive swimmers since it opened in 1967. The Santa Clara community is looking forward to watching all of the outstanding swimmers compete in the National Short Course Championships.

Congratulations to Santa Clara Swim Club Head Coach John Bitter, the Meet Director, Swim Club staff, swimmers and volunteers who have worked very hard to make this meet the best ever.

Good luck to all swimmers. I hope that you enjoy your stay in our "Mission City".


James Teixeira
Director of Parks & Recreation

Administration
1500 Warburton Avenue
Santa Clara, CA 95050
(408)-615-2260
FAX (408) 260-9719
www.santaclaraca.gov



Hilton Garden Inn Cupertino
 10741 N Wolfe Rd
 Cupertino, CA 95014
 408-777-8787
www.cupertino.stayhgi.com
 For **Group Inquires** call or
 email **Delilah Medrano:**
Delilah.medrano@hilton.com
 408-861-2541



Why stay at the Hilton Garden Inn Cupertino during the Swim Meet?

- Located just a short 6 minute drive to the Santa Clara Swim Club!
- Newly renovated lobby, meeting space, fitness center, and all public areas
- Complimentary shuttle service to and from the Santa Clara Swim Club
- Complimentary Shuttle Service to and from the San Jose Airport
- Complimentary refreshments available to swimmers at the hotel during the Swim Meet!
- Discounted breakfast coupons available to the Swim

Guest Room Features:

- 32" Flat Panel LCD Televisions
- Garden Sleep System Bed
- Herman Miller "Mirra" Desk Chair
- Digital Alarm Clock with MP3 Player Hookup
- Mini Refrigerator and Microwave in every room
- Complimentary Secure Remote printing to the Business Center

Dining & Entertainment:

- The Garden Grille & Bar: A la carte menu featuring Steaks, Seafood, Pasta and Signature Salads! Daily Breakfast buffet and made-to-order breakfast including a Japanese Breakfast!
- Room service from 5:00pm-9:00pm daily
- Located within walking distance to AMC Movie



S
A
N
T
A
C
L
A
R
A
C
I
L
I
F
O
R
N
I
A



Mayor

Jamie L. Matthews

Council Members

Debi Davis
Lisa M. Gillmor
Patrick Kolstad
Patricia Mahan
Jerry Marsalli
Teresa O'Neill

April 2014

Greetings and Welcome!

It is an honor for me, as Mayor and on behalf of the entire Council for the City of Santa Clara, to welcome you to the *Spring 2014 United States Masters Swimming National Short Course Championships* being held at the George F. Haines International Swim Center, in the City of Santa Clara.

Ever since the International Swim Center opened in 1967, the Central Park swimming complex has been home to thousands of competitive swimmers.

Enjoy your visit to what we call "The Mission City." The City of Santa Clara is honored to be your host and wishes each of you a successful swimming meet.

I would like to express my best wishes to all the organizers, coaches, athletes and spectators. I am confident that you will find Santa Clara to be hospitable and pleasant.

Best wishes for a most enjoyable event!

Sincerely,

A handwritten signature in blue ink, appearing to read "Ja L. Matthews".

Jamie L. Matthews
Mayor
City of Santa Clara

Mayor and Council Offices
1500 Warburton Avenue
Santa Clara, CA 95050
(408) 615-2250
FAX (408) 241-6771
www.santaclaraca.gov

When You Need Therapy Services

When you need therapy services, most often after hospitalization, we invite you to experience the “Generations Healthcare” difference. We believe that each of the patients in our care is unique, with individualized tastes, needs, and preferences. Our highly trained staff will assess your needs and create a rehabilitation program specific to you – always designed to maximize your potential and improve the quality of your life!

Real Patients – Real Success Stories



Baldemero Rodrigo
recovers from
pneumonia



Adelaida Nuesa
recovers from a right
hip fracture surgery



Barbara Parks recovers
from shoulder injuries
after suffering from a fall



Robert Johnson
recovers from cardiac
complications



Yuru Zhang recovers
from a stroke

You Have A Choice. Experience The Difference

Generations Healthcare

Serving the Bay Area

Locations:

Cedar Crest Nursing & Rehabilitation Center
797 East Fremont Avenue
Sunnyvale, CA 94087
Tel: (408) 738-4880

Pleasanton Nursing & Rehabilitation Center
300 Neal Street
Pleasanton, CA 94566
Tel: (925) 462-2400

English Oaks
2633 West Rumble Road
Modesto, CA 95350
Tel: (209) 577-1001

Plum Tree Care Center
2580 Samaritan Drive
San Jose, CA 95124
Tel: (408) 356-8181

St. Francis Heights
35 Escuela Drive
Daly City, CA 94015
Tel: (650) 755-9515



Vista Manor Nursing Center
120 Jose Figueres Avenue
San Jose, CA 95116
Tel: (408) 272-1400

St Francis Pavilion
99 Escuela Drive
Daly City, CA 94015
Tel: (650) 994-3200

Visit us on the web:
www.lifegen.net

95% of the Patients admitted to our Facilities discharge to home or to a lower level of care

The Leaders in Patient Satisfaction and Successful Patient Outcome

Thank You to all of our volunteers, without you none of this would be possible!

Meet Director- Jaime Benes
Volunteer Coordinator- Kim O'Brien
Event Coordinators- Caleb Fenner, Steve Hurko, Stella Ezrre
Meet Liaisons- Sandi Rousseau and Jim Clemmons
Officials- Jacki Allender, Herb Schwab
Meet Manager- Tom Taylor
Awards- Jamie Ma, Hua Zhou
Meet Registration- Dara Galeb, Donna Bruce, Tanya Tseng
Solutions Table- Anne Griswold, John Blake
Relay Table- Truman Joe, Bunnaroath Sai
Medical Coordinator/ EMT- Linda Richards
Head Marshal- John Golos, Chuma Minjares
Facilities- David Murray
Head Timer- Dale Anne Grey, Shri Srikanth
Meet Program- Helen Yonguth
Records/ Top 10- Walt Reid
Announcer- Dave "The Announcer Guy" Wierdsma
Team Store- Joanna Wang, Susanna Jalal
Hospitality- Viraj Raut, Vrushali Raut, Sunita Upadhaya & Yumi Carsel
Snack Bar- Snehal & Mangesh Tamhankar
Shuttle Service- Jihan Al-Khatib, Bassam Musaffar
Goody Bags- T. Mallie Brathwaite
Meet Support- USMS Championship Committee

A special thanks to the swimmers in all of our programs, parent volunteers , coaches and staff of SCSC, and the Santa Clara Parks and Recreation Department who work hard every day to make SCSC an exceptional place to train and compete.

THANK YOU!

Thank you

**A Warm Welcome to
Masters Swimmers from Santa Clara Masters!**

Good Luck to All!

*Santa Clara
Masters*

**The Bay Area's Premier
Masters and Adult
Fitness Program**



www.santaclearaswimclub.org

Thank you to all our **Gold Medal Sponsors**

William Adams
Richard Adcock
Martha Alexander
Peter Allen
Julie Anderson
Robin Barry
John Batchelder
John Bauman
Alan Bell
John Bell
David Beuttenmuller
Michael Bickel
Matthew Biondi
Clark Bird
William Blake
Thomas Boak
Harold Boscovich
Nick Boshoff
Michael Boyle
Mark Braly
Bill Brenner
Ken Burr
Rob Butcher
Chris Campbell
John Campbell
Tasha Capen
MJ Caswell
Christine Chessen
Christie Ciraulo
Becky Cleavenger
Jim Clemmons
Detra Clevon
Mike Coero
Jim Conkey
Nancy Conkey
Jenny Cook
Jack Courtney
Juliet Cox
Heide Crino
Michelle Davidson
Josh Davis
Susan Dawson-Cook
Nadine Day
Kyle Deery
James DeLacy
Benn Doyle
Andrew Ellis
Beth Estel
Alice Fasbender
Barry Fasbender
Leland Faust
Peter Finney

Christina Fox
Stephen Fuselier
Drury Gallagher
Kathy Garnier
Melissa Gass
Dara Goldsmith
William Grohe
Jack Groselle
Brian Haberstick
Carrie Haberstick
Hilary Hafner
Heather Hagadorn
Nathan Hamilton
Christine Hashimoto
Martha Henderson
Veronica Hibben
Marcia Hill
Ann Hirsch
Kevin Hoffman
David Holland
Tate Holt
Michael Humphrys
Constantin Ionesco
Linda Irish Bostic
Kristin Jaffe
Sue Jensen
Laurie Kaguni
Stuart Kahn
Omar Khedr
Nancy Kirkpatrick-Reno
Catherine Kohn
Linda Larson
William Lauer
Toni LeClercq
Stephanie Lerude
Ann Marshfield
Doug Martin
Jim Matysek
Robert Mayo
Mac Mc Clelland
Matthew Mc Kay
Steve McAdams
Chris McGiffin
Celeste Miller
Alison Mitchell
Sheila Moore
Amy Moorhead
Marty Moran
Judith Morton
Susan Munn
Geoff Mykleby
Lyle Nalli

Richard Neville
Matthew Niemi
Robert Norris
Roswita Norris
Ahelee Sue Osborn
Jeffrey Perout
Katy Phifer
Tom Podmajersky
John Pohlmann
Mary Pohlmann
Patricia Price
LeeAnne Quattropani
Phyllis Quinn
Lisa Rapuano
Kelly Seavall
Jeanne Seidler
Mindy Seidler
David Severance
John Sfingi
Scott Shake
Ruth Shaps
James Shaw
Bill Sherman
Ellen Shockro
Linda Shoenberger
Kenneth Shoor
Shannon Singer
Diane Smith
Susan Sorensen
Allen Stark
Kathleen Steffe
Karin Stokes
Susan Strong
Scot Sullivan
Jeanna Summers
Philip John Templin
Marji Thomas-Will
Diana Todd
Laura Val
Eric Valley
Julie Van Cleave
Kristin Volz
Gerard Von Hoffmann
Dan Wegner
Karin Wegner
Jennifer Weiderman
John Whitley
Tom Wilson
John Wong
Craig Wood

Thank you

TENNESSEE



SWIM CAMP

“THE CENTER FOR SWIMMING EXCELLENCE”

TENNESSEE MASTERS CAMP & SWIM MEET

June 19-June 22

Tennessee Masters Camp includes:

- Instruction from Olympic Coach, Bill Boomer and 2013 SwimSwam.com Coach of the Year, Matt Kredich. Additional UT Swim Staff will be on hand daily to instruct and provide a fantastic swimmer to coach ratio.
- Utilize world-class technology for real-time feedback on stroke changes and true velocity measurements using the Rotty5 prototype. This technology is only available at Tennessee.
- Video analysis by the Tennessee swim staff is available in training sessions and during the swim meet..
- Train and compete in the Allen Jones Aquatic Facility, site for the 2013 US Short Course Nationals and training camp site for the 2012 Olympic Team.



SIGN UP NOW, MASTERS CAMP IS LIMITED TO THE FIRST 50 ATHLETES.

For camp information go to <https://tennesseesportcamps.com/swimming/masterscamp.php>

For meet information go to <http://www.usms.org/comp/event.php?MeetID=20140621Knox14L>

Contents

Time Line	<i>Inside Front Cover</i>
Meet Information	3
Club Roster — Local Clubs	9
Club Roster — Regional Clubs	15
Athlete Roster (by Club)	16
Day 1 — Thursday, May 1	31
Day 2 — Friday, May 2	35
Day 3 — Saturday, May 3	59
Day 4 — Sunday, May 4	87
National Records	112
Facility Map	120



**Thank you John Bitter – Head
Coach Santa Clara Swim Club
and the Competitive Swim
Coaching Staff**

With best Wishes

Bahman, Zaal and Shnaya Engineer

Meet Information

Seeding

The 1000 and 1650 freestyle events will be seeded slowest to fastest by entry time, regardless of age. Men and women will be seeded separately with women's heats preceding men's heats. The 400 IM will be seeded slowest to fastest by entry time, regardless of age, men and women separate. **The men's and women's 500 Free will be deck seeded by age group and time.** The 200s on Friday and Saturday will be pre-seeded by age group and time. The 200 Free and 200 IM on Sunday will be deck seeded by age group and time. All other events will be pre-seeded by age group, with the oldest age groups first, slowest to fastest within each age group and men and women separate. Women's heats will precede men's heats for all events. All events will be swum in two 10-lane courses.

Check-In for Distance Events

Positive check-in is required for the 200 Free and 200 IM on Sunday, 500 freestyle, 1000 freestyle, 1650 freestyle and 400 IM. Check-in can be done in person at the pool or online. Coaches or teammates may check in for those swimmers whose travel plans do not permit check-in by the deadlines. Check-in online at usms.org/comp/scnats14/heats/checkin.php. Failure to check in by the deadline will result in the swimmer being scratched from the event and the swimmer shall not be permitted to swim that event at another time.

Scratches

Any swimmer failing to report to the proper lane in the correct heat of an event shall be scratched from that event and shall not be permitted to swim that event at another time.

Check-in Times

Positive check-in is required for the 1000, 1650, 500 freestyles, 400 IM, 200 freestyle, and 200 IM. Check-in may be done in person at the registration area or at usms.org according to the following schedule:

Date	Event	In-Person Check-in*	Online Check-in*
Thurs., May 1	1000 freestyle 1650 freestyle	Weds. 3–8 p.m. - Thurs. by 7 a.m. Weds. 3–8 p.m.- Thurs. by 9 a.m.	Tues. 7 a.m.–Thurs. by 7 a.m. Tues. 7 a.m.–Thurs. by 9 a.m.
Fri., May 2	400 IM	Weds. 3–8 p.m.- Fri. by 7 a.m.	Tues. 7 a.m.–Fri. by 7 a.m.
Sat., May 3	500 freestyle (women)	Weds. 3–8 p.m.- Sat. by 7 a.m.	Tues. 7 a.m.–Sat. by 7 a.m.
Sun., May 4	500 freestyle (men) 200 freestyle 200 IM	Weds. 3–8 p.m.- Sun. by 7 a.m. Weds. 3–8 p.m.- Sun. by 9 a.m. Weds. 3–8 p.m.- Sun. by 9 a.m.	Tues. 7 a.m.–Sun. by 7 a.m. Tues. 7 a.m.–Sun. by 9 a.m. Tues. 7 a.m.–Sun. by 9 a.m.

*All times are Pacific Daylight Savings Time

Relay Information

Swimmers and coaches may enter relays until 3:00 p.m. on the day before the relay is scheduled. Each competitor is allowed to swim only one freestyle relay, one medley relay, one mixed freestyle relay and one mixed medley relay. The entry fee for each relay is \$12 (cash, check, or credit card) payable at the time of entry. Refunds will not be given for duplications and/or scratches, so it is recommended that only club representatives handle relay entries. Relay entries are submitted at the relay desk in the registration area. Each of the four members of the relay team must be registered with the same Masters club and all relay members must have entered the meet and paid the meet surcharge by the individual meet entry deadline (received by March 27, 2014). The relay entry fee is in addition to individual events. Complete relay information is available at the relay desk in the registration area. Relay heat sheets will be posted and relay cards may be picked up at 8:30 a.m. on the day of the relay, at the relay desk located near registration. Prior to the swimming of the relay, the card must contain the name and age of each swimmer competing in the relay and a clear indication of the lead-off swimmer.

Substitution of swimmers is allowed until the relay swim starts. You must enter any changes on the relay card prior to giving the card to the lane timer before the relay is swum. No changes in age group or seed time are allowed. Any change of swimmers must keep the relay team in the same age group or the relay will be disqualified.

Relay cards will not be checked for mistakes and omissions made by club representatives. Disqualifications resulting from mistakes and omissions shall not be reconsidered. Accuracy and completeness are the responsibility of the coaches and/or swimmers submitting the relay cards.

Relay Submission Deadlines

Thurs., May 1	200 mixed freestyle relay 200 medley relay (women's and men's)	3:00 p.m.
Fri., May 2	200 freestyle relay (women's and men's)	3:00 p.m.
Sat., May 3	200 mixed medley relay	3:00 p.m.

More than 7 Million Gruber Books Sold!

Gary Gruber is recognized nationally as the leading expert on standardized tests.

THE EASIEST, FASTEST WAY
TO IMPROVE YOUR

SAT
ACT
PSAT
GRE
...AND MORE!






SCORE

Dr. Gruber brings the passion and curiosity back to thinking, learning
and Test-Taking!!

www.drgarygruber.com



Legendary Standardized Test Guru, Dr. Gary Gruber will lead you to BETTER SCORES!



DATAFLOW
BUSINESS SYSTEMS

COPY • PRINT • SCAN • FAX



www.StartDBS.com

SERVING SANTA CLARA, MONTEREY, SANTA CRUZ AND SAN BENITO COUNTIES
PHONE 408-847-2010



Meet Information

Warm-up Times

The competition pool will be open for warm-up on Wednesday, April 30, from 3:00 p.m. to 7:00 p.m. On Thursday, Friday and Saturday, the competition pool will be open from 6:30 a.m. until 7:45 a.m. and on Sunday, the competition pool will be open from 6:30 a.m. until 7:45 a.m. The warm-up pools will be available from 6:30 a.m. until the conclusion of the final event. The competition pool will also be open for warm-up for 30 minutes following the last heat of the 400 IM and 500 freestyle events on Friday, Saturday, and Sunday, respectively. The competition pool will be open for at least 30 minutes following the last event each day and until at least one hour after the end of the last heat on Thursday, May 1.

Warm-up Procedures

Swimmers must enter the pool feet first in a cautious and controlled manner. No diving or backstroke starts will be allowed except in designated sprint lanes. No diving or backstroke starts will be allowed in the warm-up pool. One or two lanes will be designated as one-way sprint lanes during the pre-meet warm-up session in the competition pool only. No sprint lanes will be designated in the warm-up pool. Any swimmer who acts in an unsportsmanlike or unsafe manner within the swimming venue, may be considered for appropriate action or penalty by the referee (rule 102.13.3). Pull buoys, kick boards, fins and hand paddles are not allowed in the competition pool or the warm-up pool.

Split Notification

Split requests for records or Top 10 are required for an initial distance of an individual backstroke event. The swimmer is responsible for picking up the Split Notification Form from the administrative official, filling it out and presenting it to the administrative official prior to the swim. A split request for initial distances of all other individual events (excluding individual backstroke events) and for all relay leadoff splits has been submitted on behalf of all swimmers, and swimmers need not submit split requests for those events. Automatic split times will be submitted for USMS Top 10; however automatic split times from individual events will not automatically appear in the USMS event results database. If you would like a split time to be added to the event results database, email your request to webmaster@usms.org.

Time Verification (formerly OVCs)

Swimmers wishing to have times entered into SWIMS (USA Swimming times database) must complete a form at the meet prior to the swim. Contact the administrative official at the meet.

Awards

Medals will be given for first through tenth places in each age group for each event. A U.S. Masters Swimming championship patch will be given to each individual and relay team member for the first event won. Swimmers winning more than one event may purchase additional patches. Unclaimed awards will not be mailed unless arrangements are made at the meet.

Club Scoring

Championship banners will be presented to the top 10 clubs in the regional and local club divisions. These will be presented at the conclusion of the meet on Sunday, May 4.

Online Coverage

Follow the event online at usms.org, on our Facebook page, and on Twitter, where we will post photos and stories.

Heat Sheets & Results Available on Mobile Devices

Use Active Network's Meet Mobile to get heat sheets and instant results on your mobile device. Just download the free Meet Mobile app on iTunes or Google Play on your iPhone, iPad, or Android.

Service Animals

Animals other than service animals will not be permitted on deck or at the venue.



THE USMS SPORTS MEDICINE AND SCIENCE COMMITTEE

invites you to stop by their booth in the vendor area for skin health information, free product samples, and, on **Sunday, May**

4, from 10 a.m. to 12 p.m., receive a complimentary skin exam from dermatologist Dr. Sunil Dhawan. Dr. Dhawan is board-certified in internal medicine and dermatology and is a Fellow of the American College of Physicians and the American Academy of Dermatology. He also is an assistant adjunct professor at Stanford University.

>>> For this outdoor meet in sunny California, you'll need protection from the sun, even if you spend your time between events under a tent. Don't forget to bring sunblock, sunglasses, and a hat!



Adolfo J. Barrera, DDS
Board Certified Pediatric Dentist

40 Jeffers Way
Campbell
California
95008
Phone/ 408.871.2885
Fax/ 408.871.2842
e-mail/ drbarrera@barreradds.com
www.barreradds.com



Education to Secure the Future
Conservation to Protect the Past

Lace Books * Gifts * Classes * Workshops

Museum Tours * Lace-making Tools

If you are interested in the rich history of lace-making, a visit to The Lace Museum in Sunnyvale is a must. Right now our exhibit is *Victorian Black*. Come and visit us as we explore the Victorian era with black beaded gowns, shawls and accessories.

Did you know there are seven distinct types of lace?
Come and learn what they are and how they are made.



We offer free tours for groups up to six and only ask for a \$4 donation per person for larger groups. We also offer lace-making classes for all types of lace and for all ages.

Visit us on the web at www.thelacemuseum.org. The museum is located at **552 S. Murphy Avenue in Sunnyvale**. For groups of six or more, we ask that you call to make arrangements for a tour. Contact the museum at **(408) 730-4695**.

Mahnaz Gorgani D.M.D.

Pediatric Dentistry

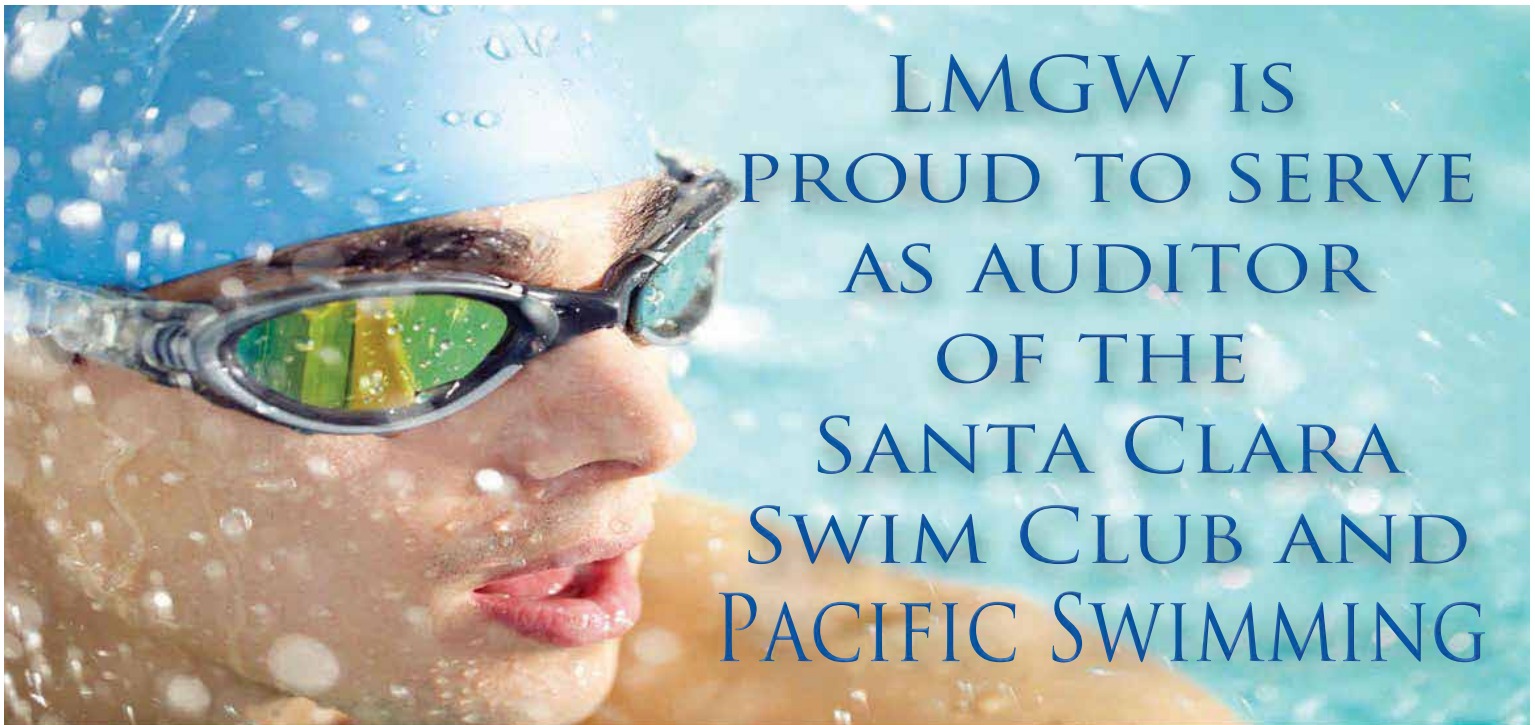
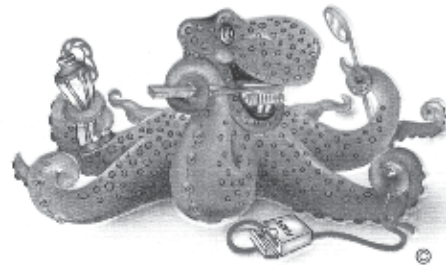
Diplomate of the American Board
of Pediatric Dentistry

10393 Torre Avenue, Suite L
Cupertino, CA 95014

(408) 446-4353

Fax (408) 996-2970

www.cupertinodentalgroup.com



LMGW IS
PROUD TO SERVE
AS AUDITOR
OF THE
SANTA CLARA
SWIM CLUB AND
PACIFIC SWIMMING

LMGW Certified
Public
Accountants, *LLP*
20520 Prospect Road, Ste 200
Saratoga, CA 95070
(408) 252.1800
www.lmgw.com

LMGW Certified Public Accountants is a premier tax, accounting, litigation support and consulting firm in the Silicon Valley. We offer our clients highly customized solutions for both individuals and businesses. Call us or visit us online to schedule a consultation.

The Ransom J. Arthur Award

DON'T MISS THE ANNOUNCEMENT ON FRIDAY AFTER THE WARM-UP

The **Ransom J. Arthur Award** is USMS's most prestigious award. According to the USMS Rule Book: "This award is given in honor of Captain Ransom J. Arthur, M.D., who by his sacrifice, perseverance, and dedication to improving the health of adults through swimming, established the Masters Swimming program in the United States." The award is bestowed annually upon a person who, in the opinion of his or her peers among the membership, has made significant contributions to the goals and objectives of Masters swimming.

The person receiving the award is a volunteer whose contributions at the national, regional, and local levels has been outstanding. He or she may also be an outstanding swimmer, but recognition is specifically given for projects, assignments, or accomplishments that benefit and enhance USMS programs as a whole. LMSCs, the Board of Directors of USMS, committee personnel, and individual swimmers are encouraged to submit nominations annually.

The recipient of the 2014 award will be announced on Friday after the 30-minute warm-up break, and they will again be honored at the USAS Awards Banquet in Jacksonville, Fla. in September.

The following goals and objectives, which are in keeping with the mission statement of USMS, are used as guidelines for nominations:

- To encourage and promote improved physical fitness and health in adults.
- To offer adults the opportunity to participate in a lifelong fitness and/or competitive swimming program.
- To encourage organizations and communities to establish and sponsor Masters swimming programs.
- To enhance fellowship and camaraderie among Masters swimmers.

To stimulate research in the sociology, psychology, and physiology of Masters swimming.

FastLane Tek.....

The Bay Area Leader in
Meet Management & Timing Services
~ Now With Full Color Video Display / Scoreboard ~

FastLane Tek is proud to offer our mobile, state of the art, full color video display at your next meet!

- Available in multiple sizes
- Displays Start Lists & Results with names
- Full color graphics
- Live video
- Event highlights
- Opportunity for advertising

**Come see us in the rotunda.
Let us show you how we can help you with your next meet.**

WOMEN'S 200M FREESTYLE		WR 1:56.78
HEAT 6		OR 1:57.65
1 (3)	WANG Luna CHN	1:56.78=WR
2 (4)	O'NEILL Susie AUS	1:59.99
3 (1)	GEURTS Carla NED	2:00.23
4 (8)	NICHOLLS Laura CAN	2:00.89
5 (5)	BENKO Lindsay USA	2:01.05
6 (6)	KIELGASS Kerstin GER	2:03.54
7 (7)	LEGG Karen GBR	2:03.55
(2)	DEGLAU Jessica CAN	DSQ

Scoreboard with event description, results, names, teams & records

Live event video



Licensed contractor for

HY-TEK
Sports Software for the New Millennium

FastLane Tek, Inc.
info@fastlanetek.com
www.fastlanetek.com

Now representing

OMEGA



**Mark Spencer
Leilani Spencer**



3533 Ryder Street • Santa Clara, CA 95051-0700
P: 408-773-8093 F: 408-773-8094 markspc@aol.com

Wire E.D.M.
(.001-.012 in. wire)

- Sinker E.D.M.
- Precision Grinding
- E.D.M. Drilling
- CNC Milling
- CMM Inspection
- General Machining



Timothy Sheu D.D.S.
Qualified Dental Services

Creating Beautiful Smiles Everyday

www.sheudental.com

Our Address:
20345 Stevens Creek Blvd.
Cupertino, CA 95014



408-253-5000

DOWNLOAD OUR APP NOW!

“Never be more than just a click away from a ride”

iPhone



<http://goo.gl/8fCNFs>



Android



<http://goo.gl/hDWPWF>

With over 400 clean & reliable subscribing taxicabs and a 24/7 California-based call center that takes reservations to any destination in the Bay Area, including airports, Yellow Cab of Silicon Valley will help you get to your destination.

Call-center/broker/taxicab services provided by licensed self-employed taxicab operators • YCC Business License #8660051210 • YCC Permit 3070 • Checker Cab Permit #4465



408-777-777 • www.foraride.com
650-999-9999

Club Roster – Local Clubs

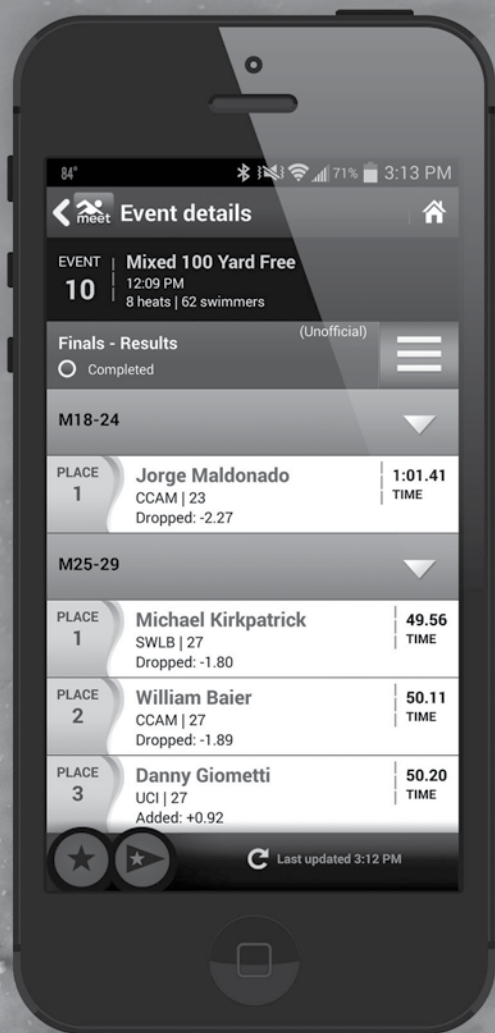
1	1776	Colonials 1776	47	DKTA	Dakota Masters
2	AAAA	Alamo Area Aquatic Association	48	DLMA	Duneland Masters
3	AAM	Alameda Aquatic Masters	49	DOC	Doc IU Masters Swimming
4	ADMS	Adirondack Masters	50	DOT	Desert Olympic Tritons
5	AGM	Aquatics of Georgetown Masters	51	DUCK	University of Oregon Swim Club
6	AGUA	Asphalt Green Masters	52	EAMS	Extreme Aquatic Master Swimmin
7	ALB	Albany Masters Swimming	53	EBAT	East Bay Bat Rays Masters
8	ALEX	Alexandria Masters Swimming	54	ECAM	El Cerrito Aquatic Masters
9	ALMA	Almaden Masters	55	ECYM	El Camino YMCA Masters
10	AQUM	Aquasol Masters	56	ELG	Elgin Blue Wave Swim Team
11	ARKM	Arkansas Masters	57	EMS	Edmond Masters Swimming
12	AWJ	Atlanta Water Jocks	58	ETEX	Etex Masters Swim Team
13	BAC	Burlingame Aquatic Club	59	FAST	Fort Worth Area Swim Team
14	BAM	Berkeley (Ca) Aquatic Masters	60	FCMS	Calgary Masters Swim Club
15	BAY	Bay Masters	61	FGM	Fremont Glenmoor Masters
16	BCTM	Bearcat Masters	62	FGST	Fig Garden Swim Team
17	BERK	Berkeley (Nj) Aquatic Masters	63	FINI	Finis Aquatic Racing Club
18	BGWM	Bakersfield Gold Wave Masters	64	FMM	Florida Maverick Masters
19	BLU	Blu Frog Team	65	FOG	Fog City Masters
20	BMST	Beaufort Masters Swim Team	66	FREM	Fremont Hills Masters
21	BOZE	Bozeman Masters	67	FTYM	Trillium Y Masters Swim Club
22	BRCM	Broadstone Masters Swimming Cl	68	GBM	Great Bay Masters Swimming, In
23	BSCM	Barracuda Swim Club of Northea	69	GERM	Germantown Maryland Masters
24	BSM	Brazos Splash Masters	70	GKMS	Greater Knoxville Masters
25	BWAQ	Blue Wave Aquatics	71	GLTR	Galter Swedish Fish
26	CALM	Cal Aquatic Masters	72	GMUP	Patriot Masters Swim Team
27	CAPO	Capo Masters Swim Club	73	GOLD	Gold Coast Masters
28	CAQM	Charger Aquatics Masters	74	GRSC	Gulliver Swim Club
29	CASC	Carolina Aquatics Swim Club, I	75	GS	Greenville Splash YMCA Masters
30	CDGA	Canandaigua Masters Swim Club	76	GSB	Gold Stars Baia Mare
31	CGCC	Common Ground	77	GSM	Garden State Masters
32	CHIC	Chico Masters Swimming	78	HIMA	Hawaii Masters
33	CLOV	Clovis Swim Club Masters	79	HOPK	Hopkins Masters Swimming
34	CMAM	Cal Maritime Academy Masters	80	HQNV	HealthQest Fitness Center
35	CMSC	Courtside Masters Swim Club	81	HSNM	Henderson Southern Nevada Mast
36	CONN	Connecticut Masters	82	HTUB	Club Hot Tub
37	CRUZ	Santa Cruz Masters Aquatics	83	HUMM	Humboldt Masters
38	CSMT	Columbus Sharks Masters	84	IMSC	Irving Masters Swim Club
39	CSTS	CoastSide Tiger Sharks	85	INDY	Indy Aquatic Masters
40	CTM	Caltech Masters	86	ISMT	Iswim Masters Team
41	CTS	Central Texas Masters Swimmers	87	JAM	Jersey Area Multisport
42	CVM	Carson Valley Masters	88	JAMM	Jellies Aquatic Masters of Mon
43	CVMM	Conejo Valley Multisport Maste	89	KATS	Kalispell Masters
44	DAC	Davis Athletic Club	90	KMAN	Atascadero Swim Masters
45	DAM	Davis Aquatic Masters	91	L4S	Lane 4 Swimming
46	DAMM	Dallas Aquatic Masters	92	LAMV	Los Altos Mountain View Master

WANT THE HEAT SHEET?

THERE'S AN APP FOR THAT

DOWNLOAD MEET MOBILE

SEARCH 2014 NATIONWIDE USMS SPRING NATIONALS



Club Roster – Local Clubs

93	LAPS	Los Angeles Peninsula Swimmers	140	OJAI	Ojai Masters
94	LGSR	Los Gatos Swim And Racquet Clu	141	OWS	Open Water Swim
95	LIB	Libertyville Masters	142	OWSC	Open Water Swim Club
96	LIEM	Long Island Express Masters	143	PALM	Palmetto Masters
97	LNRS	Streamliners	144	PCCM	Peninsula Community Center Mas
98	LOM	Ladera Oaks Masters	145	PMST	Prairie Masters Swim Team
99	LRC	Ladies Recreation Club	146	PRES	Presentation Masters
100	LVM	Las Vegas Masters	147	PSCM	Phoenix Swim Club
101	LVTC	Livermore Valley Tennis Club	148	PTCO	Active Sports
102	MAAC	Modesto Area Aquatic Club	149	PTMS	PT Masters
103	MACS	Masters of Cerritos	150	QMST	Quest Masters Swim Team
104	MAM	Manatee Aquatic Masters Inc	151	QSS	Quick Silver Swimming
105	MBAY	Monterey Bay Masters Seaside A	152	QUAC	Queer Utah Aquatic Club
106	MELO	Menlo Masters Aka Team Sheeper	153	RAA	Riverside Aquatics Association
107	MEMO	Marcia's Enthusiastic Masters	154	RAMS	Rocklin Aquatics Masters
108	MHSA	Morgan Hill Splash Masters	155	RATS	McCallie School Masters
109	MINN	Minnesota Masters Swim Club	156	RHMS	Rolling Hills Mud Sharks
110	MMA	Munster Masters	157	RICE	Rice Aquatic Masters
111	MMAC	Mesa Aquatics Club-Masters	158	RINC	Rinconada Masters
112	MMM	Manhattan Magnum Masters	159	RMST	Reston Masters Swim Team
113	MMMS	Mansfield Master Marlins Swim	160	ROSE	Rose Bowl Masters
114	MOST	Masters of South Texas	161	RPM	Richmond Plunge Masters
115	MOVY	Movy Masters	162	RYL	Royal Swim Team
116	MPM	Marin Pirates Masters	163	SAC	Sacramento Masters
117	MSC	Montclair Swim Club	164	SAMY	Sandusky Area Masters
118	MSCA	Masters of San Clemente Aquati	165	SAWS	Sawtooth Masters
119	MSMA	Merced Skimmers Masters Aquati	166	SBM	Santa Barbara Masters
120	MTMS	Middle Tennessee U Masters Swi	167	SBSM	Solana Beach Swim Masters
121	MTRC	Mt Tam Racquet Club	168	SCA	South Coast Aquatics
122	MVM	Mountain View Masters	169	SCAC	Surf City Aquatics Club
123	MVMS	Magic Valley Masters	170	SCAQ	Southern California Aquatic Ma
124	MVN	Mission Viejo Masters	171	SCMC	Santa Clarita Masters Club
125	MYST	Masters of Yucaipa Swim Team	172	SCSC	Santa Clara Swim Club Masters
126	NAM	New Albany Aquatics Club	173	SDSM	San Diego Swim Masters
127	NBA	North Bay Aquatics	174	SEMS	South East Metro Sharks
128	NBAC	North Baltimore Aquatic Club M	175	SFTL	Swim Fort Lauderdale
129	NCMJ	North County Masters of Jupite	176	SLAM	St. Louis Area Masters
130	NCYM	National Capital YMCA	177	SLN	Skyline Masters Swim Club
131	NDSU	Ndsu Masters	178	SMAC	Sebastopol Masters Aquatic Clu
132	NITR	Nitro Swimming	179	SMM	San Mateo Masters
133	NOVA	Novaquatics Masters	180	SMSC	Santa Maria Swim Club
134	NSA	Northern Sierra Aquatics	181	SMST	Sierra Marlins Masters
135	NUTS	Swymnut Masters	182	SNM	Sierra Nevada Masters
136	O*H*	O*H*I*O Masters Swim Club	183	SON	Sonoma Aquatic Club Masters
137	OAK	Oakwood Athletic Club Masters	184	SPM	St Pete Masters Inc
138	OAM	Orinda Aquatic Masters	185	SPRY	Team Swim Spray
139	OCMT	Oahu Club Masters Team	186	SRM	Santa Rosa Masters

Best of luck to all swimmers in this year's meet!

– From the Harker
Eagle Community



HARKER®
Est. 1893 • K-12 College Prep



Lower: 4300 Bucknall Rd. • Middle: 380 Blackford Ave. • Upper: 500 Saratoga Ave.

www.harker.org

Club Roster – Local Clubs


187	SRVM	San Ramon Valley Livermore Aqu	234	UC50	Uc50
188	STAN	Stanford Masters Swimming	235	UC54	Uc54
189	SWIF	Swift Swim Club	236	UC59	Uc59
190	SWLB	Swim Long Beach	237	UCI	UC Irvine
191	SWM	South West Aquatic Masters	238	UCLA	UCLA Bruin Masters
192	SYSM	Sarasota YMCA Sharks	239	USF	University of San Francisco Ma
193	T-26	Tower 26	240	VCM	Ventura County Masters
194	T2NM	T2 Naples Masters	241	VIC	Victoria Masters Swim Club
195	TAM	Tamalpais Aquatic Masters	242	VMST	Virginia Masters Swim Team
196	TAOS	Taos Masters Swimming	243	VOLS	Tennessee Swimming
197	TCAM	Tuolumne County Aquatic Master	244	WAMS	Wildcat Alumni Masters
198	TCC	Claremont Club	245	WCM	Walnut Creek Masters
199	TEME	Temescal Aquatic Masters	246	WH2O	West Hollywood Aquatics
200	TERR	Terrapin Masters	247	WIND	Wind-n-Sea Masters Swimming
201	TMPO	Tempo Aquatics Masters	248	WLAC	Chicago Athletic Clubs Masters
202	TNYA	Team New York Aquatics	249	WM	Westchester Masters
203	TNYM	Town North YMCA Masters	250	WMST	Woodlands Masters Swim Team
204	TOC	The Olympic Club	251	WOOD	Woodland Swim Team Masters
205	TSUN	San Francisco Tsunami Masters	252	WOW	Wahoos of Wellington Masters
206	TUTE	Swimstitute Masters	253	WST	WS Twente
207	TVM	Tri Valley Masters	254	XCEL	Excel Swimming
208	TXLA	Longhorn Aquatics	255	YCMS	Yuba City Masters Swimming
209	UC02	Uc02	256	YPAC	YMCA Pacific Aquatic Club
210	UC04	Uc04	257	YSF	Vos YMCA Silver Fins
211	UC05	Uc05	258	ZEN	Zen Masters
212	UC07	Uc07			
213	UC08	Uc08			
214	UC10	Uc10			
215	UC11	Uc11			
216	UC12	Uc12			
217	UC13	Uc13			
218	UC14	Uc14			
219	UC15	Uc15			
220	UC16	Uc16			
221	UC18	Uc18			
222	UC26	Uc26			
223	UC27	Uc27			
224	UC28	Uc28			
225	UC30	Uc30			
226	UC32	Uc32			
227	UC33	Uc33			
228	UC34	Uc34			
229	UC37	Uc37			
230	UC38	Uc38			
231	UC39	Uc39			
232	UC44	Uc44			
233	UC48	Uc48			

Dentistry
for Children



Heda Koh, D.D.S.

15827 Los Gatos Blvd., #B
Los Gatos, CA 95032
Telephone (408) 356 4900
Fax (408) 356 4997



blueseventy[®]

**IT'S TIME FOR YOUR
HARD WORK TO PAY OFF**

you've followed the black line through winter's cold
and tapered your bodies through the warmth of spring
we know you and 1,800 of your closest friends are race ready

Club Roster – Regional Clubs

1	AKMS	Alaska Masters Swim Club	10	MM	Montana Masters
2	ARIZ	Arizona Masters Swim Club Inc	11	NCMS	North Carolina Masters Swimmin
3	CMS	Colorado Masters Swimming	12	NEM	New England Masters Swim Club
4	FACT	Florida Aquatic Combined Team	13	OREG	Oregon Masters
5	GAJA	Georgia Masters	14	PSM	Puget Sound Masters
6	HMS	Hydropower Masters Swim Club	15	SMS	Southern Masters Swimmers
7	IAMA	Iowa Masters	16	SWOM	Southwest Ohio Masters
8	IM	Illinois Masters	17	UTAH	Swim Utah
9	MICH	Michigan Masters	18	WMAC	Wisconsin Masters Aquatic Club



1580 Winchester Blvd. - Suite 303 - Campbell, CA 95008

We are a gentle, private practicing, “family” dentists who provide a full range of dental services. We offer state-of-the-art dentistry in a comfortable environment where most insurance is accepted. Call today and mention this ad to receive **FREE Bleach***.

- | | | | |
|--|--|---|---|
| <ul style="list-style-type: none"> • Cosmetic Dentistry • Biopsies • Laser Therapy • Bonding • Fillings (white & traditional) | <ul style="list-style-type: none"> • Periodontal Treatment • Inlays • Teeth Whitening • Digital X-rays • Bridgework (fixed & removable) | <ul style="list-style-type: none"> • Porcelain & White Bonded Veneers • Halitosis Treatment • Root Canal Treatments • Crowns (including metal-free) | <ul style="list-style-type: none"> • Invisalign • Endodontics • Intraoral Camera Imaging • Full & Partial Dentures • Dental Implants |
|--|--|---|---|



Flexible weekend & evening appointments available.
24 hour Emergency Care for patients of record.

*FREE Bleach - \$350 value. One coupon per patient. Not valid with any other discount. First time patient only. A full dental exam & cleaning required.

Building Championship Smiles since 1956

Member of ADA, CDA, SCCDS. Most Credit Cards and Insurance Accepted

Athlete Roster – by Club

Name	Age	Name	Age	Name	Age	Name	Age
Active Sports		Armbruster, Bob	M44	Miller, Jan	W75	Cornell, Cathy M	W58
Anderson, Ryan C	M40	Fahlen, Lola L	W44	Modjeska, Mark E	M61	Edwards, Kris E	W52
Garay, Mikel	M46	Garfield, Mark	M43	Montgomery, Payne M	M23	Total: 2	
O'Brien, Karen M	W56	Gautschi, Ronni M	W26	Oo, Aung Sann	M32	Barracuda Swim Club of Northea	
Virkus, Christopher T	M42	Greer, Zachary J	M31	Perry, Vel H	W80	Cleven, Detra R	W45
Wood, Brent	M44	Haaland, Valerie D	W52	Richardson, Terry	M53	Upton-Bracey, Stacey	W52
Total: 5		Hunt, Allison	W50	Schmidt, Jonelle	W63	Total: 2	
Adirondack Masters		Kerley, Lisamarie M	W48	Shaffer, Craig A	M67	Bay Masters	
Franzon, Olof	M61	Lay, Jo	W62	Shake, Scott D	M56	Chen, Devon H	W33
Total: 1		Mackin, Oliver M	M28	Springer, Douglas A	M67	Connolly, Darrin T	M42
Alameda Aquatic Masters		Mayekawa, David M	M63	St. Sauveur, Katelyn	W25	Jones, Clayton P	M35
Bostrom, Heather K	W36	Nachtigal, Janet C	W52	Swick, John T	M30	Pellow, Mary R	W65
Delp, Anne	W40	Nachtigal, Jim	M59	Townsend, Darian R	M29	Voight, Tina M	W44
Gilchrist, Linda	W66	Peterson, Megan	W24	Valle, Marc A	M40	Total: 5	
Goldsmith, Harry S	M84	Pollard, Spencer W	M24	Vargas, Daniel	M53	Bearcat Masters	
Hathaway, Pierre	M83	Reyda, Angel	W63	Vorrasi, Catherine M	W31	Merena, Elizabeth J	W61
Jones, Ashley O	M82	Sechrist, Amy	W43	Total: 34		Total: 1	
Lemke, Zebbron J	M33	Soe, Jeanette G	W49	Arkansas Masters		Beaufort Masters Swim Team	
Motmans, August	M86	Spindler, Barbara A	W56	Lloyd, James T	M50	Carroll, Jim	M70
Powers, Robert M	M50	Steffler, Dawn	W43	Martin, Doug	M60	Total: 1	
Shannon, Robert D	M60	Thompson, Hugh	M49	Total: 2		Berkeley (Ca) Aquatic Masters	
Sharpe, Randell B	M56	Yurtseven, Lale	W48	Asphalt Green Masters		Bakke, Peter L	M72
Sharron, Christopher A	M52	Zafiropoulo, Christine	W45	Altman-Kurosaki, Jonas Y	M25	Bennett, Pamela A	W54
Velasco, Tim	M47	Total: 23		Altman-Kurosaki, Linus K	M24	Cohen, Kathryn	W43
Wong, Connie M	W38	Aquasol Masters		Arias, Luis	M26	Grant, Bill A	M64
Total: 14		Peschel, Keith D	M48	Butz, Jeremy R	M25	Rhodes, Eric E	M63
Alamo Area Aquatic Association		Stanley, Janice A	W46	Butz, Richard F	M57	Robert, David W	M58
Fuselier, Stephen A	M54	Total: 2		Champagne, Jonathan	M22	Woodruff, Michael	M68
Total: 1		Aquatics of Georgetown Masters		Gallagher, Douglas J	M38	Total: 7	
Alaska Masters Swim Club		Courtney, Jack W	M60	Khedr, Omar	M23	Berkeley (Nj) Aquatic Masters	
Billings, Raymond	M49	Total: 1		Leo, MacGregor W	M25	McGiffin, Chris D	M48
Brannon, Peggy C	W54	Arizona Masters Swim Club Inc		Total: 9		Reichle, Bill	M66
Hamilton, Raymond H	M70	Allison, Jack	M63	Atascadero Swim Masters		Total: 2	
Harang, Tracie A	W42	Beck, John L	M44	Anderson, Teresa L	W43	Blu Frog Team	
Hardcastle, Kirk A	M45	Bunch, Brigid J	W50	Beraud, Ellen L	W50	Brandon, Celeste A	W30
Orbison, Dean T	M60	Case, Mary Ann	W74	Bickel, Alexandra	W23	Chance, Danielle R	W32
Total: 6		Courtney, Chris	M41	Bickel, Lori W	W53	Chroupa, Andy S	M45
Albany Masters Swimming		Dawson-Cook, Susan E	W51	Bickel, Michael	M53	Lydecker, Charles H	M50
Amaro, Laurie	W49	DeBiase, Terry A	M49	Glenesk, Jennifer A	W56	Mercer, Rich	M50
Durell, Robert	M62	Duane, Debbie	W59	Glenesk, Mark J	M58	O'Dell, Rick	M46
Nageotte, James K	M53	Evans, Dave	M53	Rockholm, Ellen J	W65	Total: 6	
Nip, Carol J	W56	Ferko, Christopher A	M56	Tillmann, Janeil J	W52	Blue Wave Aquatics	
Terusaki, Steven H	M60	Fritz, Jack R	M81	Zappas, Mike	M63	Courtney, Zena H	W54
Worthman, Catha A	W45	Fritz, Jill D	W73	Zappas, Peggy	W64	Hickel, Jessie J	W55
Total: 6		Gillies, Judy L	W66	Total: 11		Lautman, Scott M	M61
Alexandria Masters Swimming		Girard, Mikey G	W60	Atlanta Water Jocks		Sprenger, Cynthia	W40
McWilliams, Katie L	W30	Hill, Laurel S	W45	Benucci, Lorenzo	M46	Total: 4	
Total: 1		Humphrys, Michael	M60	Dyer, Andy	M55	Bozeman Masters	
Almaden Masters		James, Katy	W58	Total: 2		Dougherty, Michael P	M62
		Johnston, Emily M	W26	Bakersfield Gold Wave Masters			

Name	Age	Name	Age	Name	Age	Name	Age
Bozeman Masters		Sullivan, James H	M61	CoastSide Tiger Sharks		Linke, Lyndsey M	W34
Total: 1		Total: 3		Amundsen, Natalie A	W48	Marsh, Russell L	M58
Brazos Splash Masters		Central Texas Masters Swimmers		Dolan, Janette M	W48	McDanal, Steven K	M70
Schueckler, Leslie	W58	Erdos, Jonathan	M33	Gilkysen, Renate	W43	Najjar, Ellie S	W52
Total: 1		Molina, Patricia A	W38	Hoag, Blaise M	W25	Orten, Frank T	M55
Broadstone Masters Swimming CI		Total: 2		Oliver, Stephanie L	W46	Richardson, Kim G	W45
Tiedemann, Elizabeth B	W51	Charger Aquatics Masters		Pence, Brad	M62	Rosener, Karen K	W60
Total: 1		Vraspir, Alan D	M63	Ryner, Lisa C	W56	Rudolph, Karen	W51
Burlingame Aquatic Club		Wilson, Robert H	M63	Shafer, Richard	M56	Sachs, Janet G	W77
Lau, Austin C	M30	Total: 2		Thomas, Ken	M52	Scott, Greg C	M54
Mc Ghee, Paul A	M52	Chicago Athletic Clubs Masters		Woehl, Bradley J	M45	Seavall, Kelly J	W45
Total: 2		Bernal, Genevieve M	W34	Total: 10		Sheldon, Paul	M43
Cal Aquatic Masters		Ehrke, Allison	W24	Colonials 1776		Smith, David J	M26
Teng, Fei	W19	Milton, Trevis B	M36	Bankovich-Mihalik, Bethany .	W31	Stanback, John	M60
Total: 1		Santoro, Antonio	M31	Hiltabiddle, Steve	M47	Steffe, Kathleen	W51
Cal Maritime Academy Masters		Sheehan, Nichole	W35	Keyser, Brian	M57	Thilker, Lisa A	W48
Kennedy, James B	M62	Sorget, Genna	W33	Stevens, Craig W	M61	Valvano, John J	M57
Patocchi, Robert J	M58	Total: 6		Stoner, Jon	M62	Vanderpoel, Nicole L	W49
Total: 2		Chico Masters Swimming		Yocom, Douglas N	M62	Waterbury, Stuart S	M60
Calgary Masters Swim Club		Asnault, Wendy	W45	Total: 6		Wise, Mike	M49
Shaw, Keith D	M71	Cafferata, Gail L	W65	Colorado Masters Swimming		Young, Lydia L	W65
Total: 1		Cafferata, Lindsey M	W34	Abbott, William A	M67	Total: 50	
Caltech Masters		Cornwell, Carole M	W47	Bae, Doran	W27	Columbus Sharks Masters	
Alexander, Nancy L	W28	Donaldson, Deborah L	W49	Batchelder, John R	M33	Fisher, Dennis E	M54
Bermejo-Deval, Ricardo	M27	Farrar, Kenneth	M55	Boileau, Mike	M52	Total: 1	
Darcey, Andrew P	M29	Farrell, Roy L	M65	Boileau, Ute C	W51	Common Ground	
Dodd, Suzanne R	W52	Fischer, Niel E	M49	Burson, William W	M69	Zubrod, Stephen C	M59
Moreno, David	M44	Hull, Kim	W51	Campbell, Ellen A	W51	Total: 1	
Murphy, Duff	M60	Hull, Tim A	M49	Crino, Heide P	W47	Conejo Valley Multisport Maste	
Paparsenos, Jonathan	M37	Kelso, LeeAnn	W26	Crouch, Kim	W52	Biondi, Matthew N	M48
Rodriguez, Nancie	W52	Leach, Mark D	M55	Dunn, Bridget A	W46	Boshoff, Nick	M45
So, Charissa H	W36	Martinez, Heather J	W37	Edwards, Dan	M40	Cleavenger, Becky	W50
Stuwe, Evelyn	W30	Maurer, Adrian B	M30	Eisenhuth, Matthew S	M40	Cleverly, Adrienne J	W25
Takarabe, Nikki	W48	Panighetti, Camille A	W63	Framke, Erin C	W40	Elwood, Lori A	W51
Thornton, Cooper	M52	Reece, Katherine F	W38	Fraser, Chase	M42	Friend, Jay J	M24
Total: 12		Roth, Debra A	W61	Ganiyev, Doston	M26	Friend, Jillian T	W27
Canandaigua Masters Swim Club		Thomas-Will, Marji	W66	Garnier, Kathy L	W53	Hassan, Mazen K	M46
Field, David W	M35	Wenger, Elise K	W22	Girard, Alex J	M31	Irmas, Todd E	M51
Total: 1		Total: 19		Gleser, Robert A	M68	Kirkpatrick-Reno, Nancy	W58
Capo Masters Swim Club		Claremont Club		Gray, David S	M55	Koehler, Deanna C	W44
Suttle, Michael	M61	Mitchell, Robert W	M55	Hagadorn, Heather	W49	Koehler, Doug J	M48
Total: 1		Total: 1		Hashimoto, Christine L	W66	Konopka, Beata M	W45
Carolina Aquatics Swim Club, I		Clovis Swim Club Masters		Hatch, Eric	M39	Rosen, Robert A	M64
Montgomery, Victoria J	W53	Sanchez, David W	M70	Holmes, Todd	M44	Schoenneman, Lisa L	W51
Total: 1		Schab, Barry T	M46	Hoyt, Brian K	M47	Smith, Diane G	W69
Carson Valley Masters		Total: 2		Hoyt, Gunnar K	M19	Waldron, Edward C	M47
Bertolone-Smith, Claudia M	W49	Club Hot Tub		Hultin, Walter B	M70	Weiderman, Jennifer	W47
Owens, Chad E	M44	Wierdsma, David J	M53	Kostyrka, Joel R	M53	Total: 18	
		Total: 1		Le Vasseur, Andrew P	M50	Connecticut Masters	
				Lee, Jodi L	W36	Beeman, Ashley C	W42

Athlete Roster – by Club

Name	Age	Name	Age	Name	Age	Name	Age
Connecticut Masters		Evans, Mark E	M56	Woodruff, David L	M57	Total: 2	
Daniels, Carolyn	W47	Ganesh, Anupama	W27	Wyels, Terri O	W46	Etex Masters Swim Team	
DeMarco, Robyn	W33	Garforth, Emma	W46	Zais, Craig A	M56	Wood, Craig A	M73
Hoffman, Kevin T	M57	Gentles, Melanie H	W37	Total: 78		Total: 1	
Lavin, Mary Anne	W65	Gill, Kathy M	W60	Davis Athletic Club		Excel Swimming	
Moss, Pam Henry	W52	Goldberg, Michelle L	W45	Johnson, David L	M58	Gallagher, Drury J	M75
Ouchakof, Vladimir I	M90	Greves, Richard	M36	Johnson, Robyn	W27	Total: 1	
Traester, William F	M65	Guido, Christopher J	M22	Total: 2		Extreme Aquatic Master Swimmin	
Total: 8		Hernandez, Sarah M	W29	Desert Olympic Tritons		Kemp, McKenzie R	W23
Courtside Masters Swim Club		Hetherington-Rauth, Molly C	W23	Schwartz, Dee A	W74	Total: 1	
Kirwan, Peter H	M55	Hoftyzer, Ernie	M44	Total: 1		Fig Garden Swim Team	
Zeljak, Maureen A	W46	Hornof, Kristine T	W66	Doc IU Masters Swimming		Craig, Justin R	M35
Total: 2		Horton, Jack I	M77	Finn, Peter R	M60	Crocket, Alex	M69
Dakota Masters		Iwamoto, Mizuho	W66	Total: 1		Fischer, Amy E	W38
Bruns, Anneliese C	W28	Iwamoto, Satori	M28	Duneland Masters		Jackson, Keith	M51
Johnston, Brittany A	W27	Kahn, Stuart L	M60	Gambetta, Miguel A	M75	Messner, Timothy P	M46
Nelson, Kyrsten A	W21	Kelly, Paul R	M66	Total: 1		Nichols, Janet L	W60
Smith, Ben	M27	Krovetz, Hannah	W20	East Bay Bat Rays Masters		Nichols, Scott	M59
Total: 4		Landes, Paul H	M64	Cagigas, Debbie	W52	Noble, Sherry	W42
Dallas Aquatic Masters		Larson, Amanda D	W26	Heinsma, Steven R	M19	Slonski, Jenny	W54
Harlow, Megan M	W27	Leacox, Ginger Y	W45	Riddle, Katie	W19	Turner, Wendy	W39
Heber, Scott	M47	Lee, Alexandra K	W26	Total: 3		Willard, Melissa	W34
Jones, Eney	W53	Lohr-Shelton, Julianne M	W33	Edmond Masters Swimming		Winton, Georgette G	W44
Ward, Neil	M27	Long, Patrick R	M57	Davis, Josh	M41	Wolf, Sarah C	W43
Total: 4		Main, Bradley J	M33	Total: 1		Finis Aquatic Racing Club	
Davis Aquatic Masters		McAdam, Samuel T	M48	El Camino YMCA Masters		Stephens, Mark C	M30
Allen, Jakob	M24	McPherson, Andrew M	M67	Harvey, Peter	M58	Total: 1	
Anderson, Kent A	M42	Menna, Greg	M36	Miller, Andy	M59	Florida Aquatic Combined Team	
Bailey, Lee Ann	W59	Mills, Jack S	M67	Panini, Lucia	W45	Henderson, Martha J	W77
Barberio, Laura M	W53	Millstein, Roberta L	W48	Watanabe, Loree H	W49	Total: 1	
Bell, Andee	W38	Munn, Susan L	W75	Total: 4		Florida Maverick Masters	
Bimson, Sarah C	W35	Norris, Robert F	M75	El Cerrito Aquatic Masters		St. Germain, Patricia J	W71
Bowden, Melanie	W50	Norris, Roswita D	W71	Alabanza, Charles C	M30	Total: 1	
Braly, Mark	M78	Otto, Joseph N	M55	Baldwin, Graeme	M27	Fog City Masters	
Buchanan, Greg	M54	Phalen, Jennifer R	W49	Gimbutis, Rolandas	M33	Ignatov, Alex	M32
Buchanan, John R	M55	Price, Patricia L	W51	Grant, Andy	M29	Total: 1	
Buchanan, Linda A	W56	Rollins, Larry	M57	Hale, William C	M43	Fort Worth Area Swim Team	
Bustamante, Ximena A	W54	Roper, Matthew D	M33	Horvitz, Gary A	M66	Neville, Richard	M57
Callaghan, Mark B	M34	Rossbach, Alexander S	M23	Jawad, Jared D	M23	Total: 1	
Chow, Jackie I	W35	Rowland, Alan D	M57	Johnson, Giulia S	W24	Fremont Glenmoor Masters	
Crow, Joan A	W49	Russell, Jane E	W51	Lam, Bryan	M32	Chin, Jian	W50
Curley, Lindsey C	W26	Schwessinger, Benjamin	M31	Li, Michelle R	W24	Total: 1	
Curry, Ellen N	W19	Smith, N. Douglas	M52	O'Kane, Phoebe	W23	Fremont Hills Masters	
Danner, Alexa L	W22	Spangler, Taylor A	M43	Sommers, Lorraine	W57	Abreu, Maria E	W42
Davison, Terry L	W69	Stampfl, Jack T	M24	Tran, Alex	M24	Accornero, Kyle	M25
Deacon, Ted S	M64	Stone, Brett	M65	Total: 13		Brown, Claiborne M	W50
Docken, Steffen S	M25	Stoner, Chris T	M22	Elgin Blue Wave Swim Team		Doyas, Greg R	M51
Duby, Kristin A	W34	Weinman, Michal Sue	W50	Brown, Adam R	M33		
Dugan, Betty L	W72	Westergaard, Leslie M	W71	Brown, Paul P	M63		
Elsbach, Kimberly D	W51	Westergaard, Rob	M45				
		White, Tobin F	M42				

Name	Age	Name	Age	Name	Age	Name	Age
Fremont Hills Masters		Moreno, Al	M55	Total: 2		Hubert, Craig J	M49
Geehr, Carly	W29	Ogier, Danielle	W61	Illinois Masters		Monaghan, Ann S	W47
Glassman, Lucille R	W51	Total: 4		Black, Boyd E	M57	Segal, William N	M49
Harris, Russ R	M52	Gold Stars Baia Mare		Block, Andrea J	W52	Total: 5	
Harryman, Roberta M	W58	Nicolescu, Andreea C	W42	Blumenthal, Jeffrey S	M60	Kalispell Masters	
Harryman, William O	M24	Total: 1		Blumenthal, Mark W	M55	Thompson, Cooke	W33
Harter, Phillip M	M60	Great Bay Masters Swimming, In		Dodson, Phil L	M61	VonJentzen, Emily	W31
Igel, Victoria E	W58	MacMahon, John	M50	Gibson, Dave	M53	Total: 2	
Indaco, Birgitta	W54	Shiely, Robyn	W58	Giles-Ott, Ruth	W45	Ladera Oaks Masters	
Kain, Peter K	M50	Total: 2		Haberstich, Brian	M47	Boyle, Catherine M	W48
Kirk, Dana J	W29	Greater Knoxville Masters		Haberstich, Carrie	W42	Cain, Mary M	W53
Lambert, Caroline	W56	Kubicki, Scott	M55	Howland, Heather A	W33	Cambra-Brungard, Jeanne	W62
Leroy, Philippe R	M50	Lauer, William J	M79	Jenkins, Timothy J	M52	Clifford, Andy L	M47
Martin, Jason T	M28	Mason, Margaret M	W42	Kafka, Heidi	W51	Coleman, Jen A	W42
McCall, Janice J	W61	Stuart, Julie	W40	Leibov, Bradley H	M40	Engel, Sandi	W47
Moretti, Didier	M55	Total: 4		Leonard, John	M33	Gutierrez, Sarah M	W27
Piper, Tim G	M52	Greenville Splash YMCA Masters		Mullins, Stephen M	M81	Henze, John C	M50
Schneider, Ellen M	W52	DeMere, Susan D	W58	Nolte, Jeanette C	W22	Hunner, Christine M	W63
Silver, Jim	M49	Total: 1		Pelaez, Cristina D	W26	Kremen, Petia	W42
Souders, Steve	M53	Gulliver Swim Club		Roose, Lynn R	W50	Lin, Katie M	W39
Swaney, Andrea	W30	Alvarado, Lillian M	W54	Seibt, Andreas K	M56	Madison, David K	M61
Won, Julie	W49	Legaspi, Adrian	M61	Sims, David E	M51	McAdams, Steve	M49
Total: 25		Legaspi, Kelly A	W42	Smith, Liesl G	W49	Moritz, Debbie J	W56
Galter Swedish Fish		Valdivia, Ricardo J	M49	Tuchler, Jim	M49	Nash, Betsy	W58
Hintermeister, Julie L	W26	Total: 4		Zahorik, Barbara T	W50	Petersen, Susan	W46
Total: 1		Hawaii Masters		Total: 23		Roost, Jennifer	W40
Garden State Masters		Chase, Lida G	W75	Indy Aquatic Masters		Rothenberg, Michael E	M40
Davidson, Michelle L	W43	Colwell, Elizabeth	W59	Bowen, Kris	W52	Salisbury, William R	M55
Doyle, Benn W	M55	Cooper, Malcolm	M57	Christoffel, Ben J	M38	Shalowitz, Jon	M46
Ryan, James	M61	Drake, Kevin W	M57	Day, Nadine K	W43	Sprohge, Chris	M51
Yeomans, Scott	M50	Total: 4		Goldstein, Mel E	M75	Stone, Herbert	M79
Total: 4		HealthQest Fitness Center		Gregory, Ellen D	W50	Suesser, Susan	W49
Georgia Masters		Frappia, Robert F	M49	Total: 5		Total: 23	
Curran, Caitie B	W26	Waterworth, Steven F	M56	Iowa Masters		Ladies Recreation Club	
King, Ian E	M51	Total: 2		Bennett, Dennis	M48	Kelsey, Jane M	W38
Lincoln, Chelsea B	W28	Henderson Southern Nevada Mast		Cortez, Ralph A	M51	Rust, Stefan R	M46
Luckhurst, Jonathan	M32	Stefl, Mark A	M35	Total: 2		Total: 2	
Reid, Joe	M65	Total: 1		Irving Masters Swim Club		Lane 4 Swimming	
Saltzman, Edward M	M63	Hopkins Masters Swimming		Myer, Cynthia J	W61	Adams, William A	M47
Tartaglione, Mike	M42	Coombe, Katy A	W31	Total: 1		Compton, Taylor I	M25
Watson, Lisa L	W60	Vandam, Kathryn E	W29	Iswim Masters Team		Dantas-McCutcheon, Matt	M25
Total: 8		Total: 2		Hughes, Megan	W40	Fuchs, Lauren	W27
Germantown Maryland Masters		Humboldt Masters		Total: 1		Gallagher, Jose-Luis	M37
Tomson, Farol L	M42	Schultz, Wayne	M55	Jellies Aquatic Masters of Mon		Loughran, Kyle A	M26
Von Ahsen, John M	M27	Total: 1		Nelson, John P	M60	Stow, Meredith A	W35
Total: 2		Hydropower Masters Swim Club		Total: 1		Van Horn, Alaina L	W33
Gold Coast Masters		Hamm, Michael L	M56	Jersey Area Multisport		Zoltick, Martin M	M51
Childs, Lee	M65	Waggoner, Gloria	W66	Chebotarev, Oleg	M45	Total: 9	
Drobner, Sherwin	M80			Hahn, Darek L	M47	Las Vegas Masters	
						Adams, Kari S	W48

Athlete Roster – by Club

Name	Age	Name	Age	Name	Age	Name	Age
Las Vegas Masters		Ditzler, Kristy	W49	Baptista, Barbara O	W67	Ginocchio, Fatima F	W30
Barry, Robin B	W47	Holt, Laura	W33	Beery, Barbara M	W63	Haufler, Susan L	W56
Battin, Carolyn	W60	Jurey, Mary K	W47	Bernstein, Josh B	M57	Hertzer, Keith	M40
Belsky, Marjorie E	W43	Lee, Jack C	M56	Brakeman, Jennifer	W44	Hum, Denise	W36
Candela, Joseph V	M47	Mandy, Joseph W	M36	Branchaud, Jeffrey A	M49	Hurt, Liz	W49
Colavito, Violet A	W30	Rasmussen, Anders M	M50	Canepa, Mark A	M49	Lindahl, Sarah	W37
Counts, Chris	M38	Sauer, Jim	M57	Caso, Susie A	W67	Mahn, Tanya	W40
Counts, Glenn M	M36	Talkington, Alan M	M37	Catanzaro, Victor	M47	Ozawa, Megumi	W42
Cushman, Susan	W51	Varozza, Mike J	M46	Chinn, Sarah M	W30	Patrick, Wendy	W41
Davis, Caleb	M40	Total: 11		Chow, Caroline M	W34	Total: 13	
Emig, Briana J	W23	Los Altos Mountain View Master		Clemmons, Jim	M64	Marin Pirates Masters	
Gaines, Billy	M33	Reid, Cameron D	M53	Cox, Juliet E	W46	Bauer, Kim	M50
Giovanni, Melissa K	W34	Skoda, Anette A	W22	Finney, Peter C	M46	Fahy, David R	M29
Goldsmith, Dara	W47	Thomas, Michael	M21	Fitschen, Gary T	M68	Forsey, Lynn M	W52
Grolle, Jamie V	W30	Total: 3		Girard, Suzie E	W43	Helfrich, Griffith A	M30
Guerrero, Cambridge L	W18	Los Angeles Peninsula Swimmers		Halbrook, Kirsten R	W45	McVarish, Caitlin	W53
Jezek, Jacob J	M20	Ayoob, Laurie E	W57	Heath, Robert H	M57	Peroni, Diana H	W41
Meteyer, Beverly B	W60	Bartholomew, David M	M54	Hess, Bart R	M53	Powers, Terry	W51
Ozun, Sabri	M50	Bullock, Ryan D	M29	Jacoby, Gordon D	M70	Thorp, Kate	W44
Ozun, Toni H	W49	Finley, Ann	W51	Kizer, Kathleen S	W46	Total: 8	
Phifer, Katy K	W40	Heyes, Greg W	M59	Koo, Anthony	M23	Masters of Cerritos	
Rauch, Will	M79	Kelca, Brian E	M53	Lalanne, Kenneth L	M60	Condor-Fisher, Sarah P	W42
Ripoll, Megan	W30	Kingston, Susan A	W51	Levinson, Alan	M63	Total: 1	
Saul-Zachau, Joanne	W55	Lindstedt, David P	M58	Maidenberg, Eve G	W37	Masters of San Clemente Aquati	
Schiffman, Bob	M61	Mc Bride, Duncan Q	M59	Mc Clelland, Mac D	M65	Bathgate, Diane	W52
Townsend, Scott	M60	Ponthier, Chuck	M51	Mc Gregor, Cary D	M63	Batten, Hugh N	M67
VonSchoff, Scott C	M35	Powell, Steven T	M46	Mc Partland, Peg K	W72	De Fabrique, Yann J	M40
Wegner, Dan	M42	Raine, Charlie	M54	Pedder, Shannon A	W41	De Muro, Alessandro	M21
Wegner, Karin M	W41	Shoor, Kenneth M	M65	Perry, Rebecca R	W49	Dillbeck, Stephanie K	W36
Wyson, Joseph	M57	Van Nort, Steven	M62	Rodriguez, Maria A	M49	Epperson, Brittany C	W28
Zabotkine, Nikolai V	M54	Wagoner, Victor	M57	Rothschild, Beccah D	W40	Hill, Hilary A	W36
Total: 31		Willis, Gregory B	M65	Scheberies, Fred	M50	Nickel, Pattie	W55
Libertyville Masters		Total: 16		Shaps, Ruth Y	W66	Total: 8	
Gitzinger, Jennifer L	W39	Los Gatos Swim And Racquet Clu		Stanton, Susan G	W61	Masters of South Texas	
Liberty, Laurel M	W32	Adams, Krissy L	W42	Tauber, Peter	M29	Blake, William V	M77
Mills, Jamie	M37	Driscoll, Heather J	W47	Thompson, Margaret A	W33	Total: 1	
Scott, Chad	M39	Heeter, Doug	M55	Voorhies, Michael W	M66	Masters of Yucaipa Swim Team	
Whelchel, David	M52	McCleary, Jackie L	W50	Voorhies, Randi	W65	Charpentier, Christophe	M45
Total: 5		Schulbach, Cathy	W60	Total: 39		Total: 1	
Livermore Valley Tennis Club		Scott, Bea	W44	Manhattan Magnum Masters		McCallie School Masters	
Hamza, Alex	M54	Seaman, Phil	M52	Fruin, Pat	W70	Hancock, Thomas	M50
Vultaggio, Maisie	W39	Sherry, Steve K	M47	Total: 1		Total: 1	
Total: 2		Snyder, Daniel B	M46	Mansfield Master Marlins Swim		Menlo Masters Aka Team Sheeper	
Long Island Express Masters		Woodburn, Sheri P	W48	Connolly, Petie	W60	Anderson, Thomas D	M52
Garcia, Mike	M21	Total: 10		Total: 1		Armstrong, Miki	W60
Wong, Michael H	M23	Magic Valley Masters		Marcia's Enthusiastic Masters		Bannan, Brett T	M31
Total: 2		Sfingi, John A	M50	Benjamin, Marcia S	W57	Bardas, Sandy L	W63
Longhorn Aquatics		Total: 1		Coombs, Craig J	M53	Barnick, Robert A	M62
Alley, David W	M39	Manatee Aquatic Masters Inc		Espinosa, Rebecca	W43	Bickert, Monika	W38
Coates, Ed M	M48	Anderson, Meredith C	W50	Freeman, Yusef E	M35		

Name	Age	Name	Age	Name	Age	Name	Age
Menlo Masters Aka Team Sheepeer		Turk, John P	M42	Barker, Douglas C	M51	Campbell, Chris	M53
Blumenthal, Paul D	M62	Turk, Joseph E	M46	Beech, Jennifer R	W28	Garcia, Wilfred R	M23
Bracco Comfort, Katie M	W38	Turk, Stephen P	M44	Campbell, John F	M66	Garfield, Pamela H	W40
Breen, Barbara L	W55	Wagner, Peter	M48	Colonnese, Michael A	M70	Gawlick, Craig	M32
Burrows, Aaron	M32	Waters, Crick M	M52	Dougherty, Mindy M	W61	Guan, Frank	M31
Capen, Tasha	W47	Total: 61		Heather, Michael R	M59	Lanterman, Scott J	M49
Chan, Andy	M51	Merced Skimmers Masters Aquati		Horvath, Katherine A	W39	Latham, Kate D	W61
Cocca, Chris D	M48	Bird, Clark M	M43	Kilz, Raymond J	M66	Lee, Colin Y	M31
Conte, Kathy	W67	Carpenter, Michael J	M49	Kintner, Avery C	M52	Leimkuhler, Kyle T	M26
Couch, Stephanie D	W49	Nelson, Debra D	W48	Kornfeld, Maurine E	W92	Lialiamou, Eleni	W38
Crowe, Becky E	W41	Richey, Steven C	M53	Little, Jeanne	W77	Lindstrom, Chris	W41
De La Vega, Rafael	M45	Strickland, Robert L	M54	Mikels, M. Heather	W45	More, Kristin E	W30
Dutro, Cynthia L	W65	Total: 5		Mitchell, Alison A	W59	Piercey, Chuck A	M54
Feeley, Louise S	W55	Mesa Aquatics Club-Masters		Montrella, Beverly J	W67	Raiff, Steve U	M45
Gildea, David R	M70	Menard, Joanne	W66	Steidle, Gwynne A	W51	Renshaw, Diane	W68
Gillon, Jean W	W62	Total: 1		Sumner, David M	M43	Richard, Francois	M40
Goldman, John D	M64	Michigan Masters		Wigely, Steven G	M65	Samoilov, Arkadii V	M48
Griffin, Linda C	W53	Duhaime, Andrew W	M32	Total: 17		Schuster, Laura M	W48
Hewitt, Jeffrey L	M45	Duhaime, Susan A	W31	Modesto Area Aquatic Club		Sheridan, Christina T	W40
Ide, Sean-Martin	M37	Fitzmorris, Drew	M54	Berntsen, Mike	M45	Sorg, Jack H	M57
Jones, Barbara L	W58	Forgione, David J	M59	Daniels, Larry N	M68	Tagg, Emily K	W23
Kaloust, Scott W	M44	Kaguni, Laurie S	W61	Fahlen, Mark T	M42	Watters, Diana	W54
Kay, Ann	W80	Palmer, Bill	M63	Fogarty, Brian W	M30	Whiteside, Tina	W39
Kline, Jeffrey S	M55	Richardson, Lindsay	W34	Havens, Greg J	M49	Winkler, Gates R	M25
Laustsen, Paul C	M39	Saplys, Al	M66	Hodges, Jennifer A	W52	Yip, Debi	W44
Levy, Karen D	W45	Shaffer, Karl E	M55	Rose, Sheila D	W51	Total: 27	
Lines, Karen R	W53	Shirey, Jim	M58	Total: 7		Movy Masters	
Lueth, Dirk	M48	Steil, Tamara R	W59	Montana Masters		Eldridge, Beth	W44
Makani, Gautam	M47	Total: 11		Avery, John H	M71	Lewis, Dave	M57
Marra, Stephen R	M65	Middle Tennessee U Masters Swi		Avery, Susan H	W72	Miller, Brent D	M54
Matena, Jana	W51	King, Sarah C	W30	Jackson, Barbara J	W84	Moore, Scott R	M41
McLachlan, Murray L	M73	Quattropiani, LeeAnne	W35	Jelinek, Don P	M80	Schmidt, Jeff V	M50
Meier, Eric	M49	Reinert, Phillip V	M26	Sanddal, Charlotte E	W91	Sherman, Bill	M55
Messmer, Matt	M33	Richardson, Billie C	W43	Schrapfer, Bridgette	W28	Stephenson, Kyle	M53
Michael, Martin D	M70	Total: 4		Weber, Richard A	M63	Stephenson, Natalie	W52
Migdal, James	M48	Minnesota Masters Swim Club		Total: 7		Valley, Eric	M52
Nelson, Sadler	M42	Anderson, Marc S	M65	Montclair Swim Club		Total: 9	
Parks, Karen E	W48	Lamour, Didier B	M57	Cisar, Jamie A	W24	Mt Tam Racquet Club	
Perkins, Charles M	M42	Lukens, Jeffrey	M60	Total: 1		Bachtiger, Jasmine	W44
Peterson, Richard A	M66	Moran, Marty	M47	Monterey Bay Masters Seaside A		Baldwin, Susannah R	W57
Pinto, Harlan A	M57	Myers, Samuel L	M65	Best, Matthew B	M39	Borden, Tish B	W62
Posey, Erik B	M21	Quackenbush, Kent F	M67	Total: 1		Elegant, Rebecca	W39
Ray, Scott O	M33	Rosales Yopez, Jose R	M28	Morgan Hill Splash Masters		Hunter, Leslie	W61
Santilhano, Michele K	W43	Smith, Darrell J	M57	Sawyer, Trevor L	M46	Lyons, Marie P	W46
Sheepeer, Lisa M	W49	Strother, Patrick J	M60	Spivack, Brad	M53	McQuiston, Mary Hope	W48
Sheepeer, Tim K	M50	Tweedy, Rebecca	W31	Total: 2		O'Dell, Andrea D	W43
Sondgroth, Tracey A	W41	Walsworth, Alyssa S	W30	Mountain View Masters		O'Hanlon, Margaret	W60
Stent, Shane T	M42	Total: 11		Bengtsson, Peter A	M34	Stolberg, Vicki	W51
Stietzel, Kent J	M44	Mission Viejo Masters		Bronson, Meredith C	W32	Youngs, Sarah	W37
Strauss, Judy	W59			Total: 11			
Sulzbach, John F	M80						

Athlete Roster – by Club

Name	Age	Name	Age	Name	Age	Name	Age
Munster Masters		Noone, Kerrie	W43	Klein, Jonathan E	M56	Von Hoffmann, Gerard	M58
Gober, Jelena	W31	Pasterczyk, Christine	W47	Larson, E Ole	M93	Wang, Bo	M27
Szafranski, Lisa A	W33	Plencner, Bob R	M61	Miller, Jamie A	M59	Weissert, Toby	M55
Total: 2		Pouliot, Nichole D	W27	Nowak, Elizabeth A	W50	West, Steve	M42
National Capital YMCA		Raffaelli, Ryan L	M37	Pegram, Steve	M45	Total: 27	
Ahlgren, Kyle R	M38	Slimfer, Kathy M	W68	Perrottet, Jennifer K	W34	O*H*I*O Masters Swim Club	
Nakahodo, Sidney	M38	Smith, Molly A	W22	Redfield, Carol A	W48	Marshfield, Ann K	W55
Sullivan, Shannon D	W38	Stokes, Karin E	W53	Rubel, Amanda	W22	Total: 1	
Total: 3		Total: 30		Total: 17		Oahu Club Masters Team	
Ndsu Masters		Nitro Swimming		North County Masters of Jupite		Hursty, Peter S	M41
Cormican, Zachary	M23	Gogulski, David H	M45	Beach, Christopher E	M44	Lileikis, Joseph G	M51
Halberstadt, Lexie	W22	Marx, Jeff	M49	Bessire, Brent	M45	Manning, Marie L	W59
Huseby, Nick	M19	Unruh, Steven L	M47	Cannan, Patrick	M73	Manning, Steven T	M52
Zetocha, Jenny	W22	Total: 3		Donahoe, Sheila	W49	Miller, Joe B	M41
Total: 4		North Baltimore Aquatic Club M		Irish Bostic, Linda	W50	Total: 5	
New Albany Aquatics Club		Alban, Doug M	M27	Kitzman, Scott A	M44	Oakwood Athletic Club Masters	
Bey, Matthew D	M30	Limke, Tobi L	W39	Overmyer, Andrew	M40	Jacobberger, Richard K	M68
Birnbrich, Alex	M26	Rapuano, Lisa O	W48	Smithwick, Charles E	M40	Pozzi, Jeffrey R	M40
Birnbrich, Beth	W50	Total: 3		Tessin, Christopher D	M43	Reed, Mitchell W	M44
Birnbrich, Chris L	M50	North Bay Aquatics		Total: 9		Shestakov, Alek I	M65
Birnbrich, Zachary T	M22	Berry, Robyn A	W49	Northern Sierra Aquatics		Total: 4	
Gerken, Dustin D	M29	Buskirk, Emily K	W33	Dodd, Dina	W50	Ojai Masters	
Morris, Richard L	M50	Clark, Elizabeth A	W60	Dodd, Kara	W21	Seider, Wenke K	W44
Saribalas, Amy M	W41	Colety, Brian	M47	Piland, Jon	M42	Umholtz, Ken	M62
Vocke, Joe	M43	Curry, Coleen	W53	Swenor, Gary D	M59	Total: 2	
Wharton, Dave L	M44	De Moss, Sally	W61	Total: 4		Open Water Swim	
Total: 10		Greenberg, Todd J	M49	Novaquatics Masters		Sagginario, Joseph	M25
New England Masters Swim Club		Hardin, Meghan S	W32	Ahmadi-Kashani, Magid	M41	Total: 1	
Ash, Jeffrey M	M37	Kelly, Katie	W44	Andrews, Jewelz K	W20	Open Water Swim Club	
Autissier, Anne-Cecile	W49	Lein, Brenda S	W49	Arndt, Matthew E	M29	Munatones, Steven M	M51
Autissier, Patrick	M51	Lewczyk, Leslie E	W51	Bartfay, Joseph V	M42	Total: 1	
Barna, Heather K	W43	Lewis, Melissa D	W48	Benner, Russell E	M88	Oregon Masters	
Battistini, Rick A	M60	McFerron, Deborah W	W44	Benner, Tord E	M54	Allender, Patrick	M55
Bosley, Douglas M	M51	Newton, Deborah A	W58	Blatnik, Jeffrey	M34	Andrus-Hughes, Karen	W56
Cooper, Morgan	W23	Pledger, Abby B	W39	Cheung, Alex H	M34	Arata, Melissa E	W37
Crock, John G	M47	Salmi, Andrea L	W49	Collins, Michael D	M48	Asch, Jill M	W47
Densmore, Ann	W72	Tracy, Shari J	W51	Dauser, John W	M58	Bannan, Charles	M62
Doucet, Douglas C	M38	Tucker, William E	M65	Dietrich, Jim	M43	Bolivar, Jose L	M43
Downing, Jennifer	W35	Vela, Stanley A	M52	Hardwick, Debra	W34	Boosin, Michael J	M47
Estel, Beth A	W58	Total: 19		Hayward, David S	M53	Campbell, Suzanne R	W34
Flynn, Maureen E	W49	North Carolina Masters Swimmin		Hwang, Wayne	M36	Carew, Michael P	M64
Fox, Michele	W44	Crowder, Barbara W	W56	Jackson, Scott J	M39	Caswell, MJ	W53
Goodale, Rainy M	W44	Crowder, Robert T	M58	Kao, Philip S	M28	Clark, Allison R	W23
Grilli, Tracy L	W57	Gass, Melissa	W46	Kramer, Stephanie	W39	Crooks, Alex	M38
Jensen, Sue	W53	Gilchrist, Donald B	M60	Neuvirth, Paul G	M51	Daubersmith, Britta M	W48
Johns, Margaret S	W59	Greene, Dana M	W45	Reeder, Richard	M61	Dean, Kelly S	W42
Kjellberg, Ulrike S	W38	Happ, Kevin R	M25	Selna, Mike	M65	Delmage, Arlene	W51
Kripke, Liz	W52	Harris, Stacey	W44	Smethurst, Everett W	M79	Edwards, Wes	M60
Mareb, Karen M	W55	Holland, Amy S	W42	Togias, Anna	W28	Fox, Christina M	W53
Nilsson, Eric T	M26	Kern, Paul E	M45	Tongate, Terry L	M53		

Name	Age	Name	Age	Name	Age	Name	Age
Oregon Masters		Total: 1		Diddams, Margaret A	W52	Truong, Dominique	M75
Gettling, Janet	W65	Peninsula Community Center Mas		Dillan, Gloria	W54	Underbrink, Dan	M57
Harding, Cole	M18	Anderson, Robert L	M58	Dillon, Sally A	W67	Underbrink, Mary	W55
Heinemann, William A	M56	Ashford, Wes	M65	Dills, Suzanne L	W69	Voegtlen, Barney	M65
Johnson, Serena H	W36	Barnitt, Anne E	W39	Doherty, Todd S	M43	Voss, Julie E	W50
Landis, Tom	M72	Boyer, Karen L	W58	Elander, Blair R	M52	Walker, Thomas W	M67
Lantry, Todd	M38	Dieterich, David	M48	Farinas, Jennifer R	W42	Werner, Haleigh A	W45
Mangan, Martina G	W55	Lebsack, Chester D	M54	FitzGerald, Erin E	W22	Wetstone, Susan	W40
Mangan, Natascha R	W24	Martin, Michael F	M36	Goodlin, Tom	M54	Wetzler, Kari	W33
Matthews, Jonathan	M35	Neuhold-Huber, Tom M	M52	Graham, Donald	M59	Wilwerding, Geoff E	M52
McComish, John H	M48	Total: 8		Hamry, Carl J	M60	Winans, Amanda	W31
Metz, Amanda	W33	Phoenix Swim Club		Hannula, David R	M60	Winter, Doug	M45
Miller, Matt	M36	Inada, Noriko	W35	Hendricks, Dane G	M20	Wright, Larry E	M65
Moore, Eric C	M45	Sakamoto, Takumi	M24	Hewitt, Emma	W19	Zappone, Peggy L	W55
Olsen, Byron	M35	Total: 2		Hiebert, Stephanie	W36	Total: 86	
Philbrick, Larry K	M61	Prairie Masters Swim Team		Jacobsen, Jeff J	M70	Queer Utah Aquatic Club	
Phipps, Tom	M60	Stoll, Linda L	W66	Johansson, Hanna L	W47	Hochstrasser, James B	M29
Radcliff, David A	M80	Total: 1		Keith, Lisa	W44	Total: 1	
Reeves, Tessa L	W35	Presentation Masters		Kendrick, Jim A	M61	Quest Masters Swim Team	
Rousseau, Sandi	W66	Biebel, Jenny L	W40	LeClercq, Toni M	W66	Brink, Opal E	W19
Schaefer, Don	M69	Macchiavelli, Cecilia	W29	Lippold, Mary B	W58	Howard, Amy	W49
Skinner, Sonja	W37	Nelson, Katey	W26	Lowder, Kaitlyn	W21	Maly, Cleary	W44
Stacy, Jessica	W24	Watts, Tim R	M27	Matlock, Shannon L	W36	Total: 3	
Stark, Allen L	M65	Total: 4		McColly, Michael	M68	Quick Silver Swimming	
Stuntzner, Denise E	W51	PT Masters		McFarland, Cestjon	W53	Barnes, Jennifer L	W27
Sullivan, Scot A	M47	Cox, Mark	M46	McKiernan, Alex M	W20	Bogart, Robert H	M35
Summers, Jeanna	W60	Total: 1		Monohon, Paul E	M68	Dobisz, Elizabeth A	W60
Thayer, George D	M78	Puget Sound Masters		Monsen, Allie C	W18	Esswein, Gene A	M72
Tomac, Jayna M	W42	Adcock, Richard P	M58	Monsen, Meg	W20	Fernandes, Sara	W27
Vincent, Nancy C	W54	Anderson, Sydney E	W22	Moore, Sheila E	W55	Garon, Gary C	M32
Von Tagen, Karl E	M70	Barnick, Angela	W19	Moorhead, Amy J	W42	Goble, John M	M51
Ward, Joy	W71	Bell, Alan	M64	Nalli, Lyle A	M54	Gwin, Edward R	M39
Washburne, Brent C	M52	Benishek, Mark A	M32	Nelson, Kirk	M43	Jobst, Silke	W46
Waud, Timothy P	M46	Berg, Tonya K	W55	Ness, Kerry	M44	Jochim, Christian	M66
Whiter, Peggy S	W70	Bradley, Sarah	W39	O'Hern, David C	M30	Knox, Mitchell A	M27
Wood, Nick	M25	Braggin, Jacquelyn E	W27	Pace, Lisa A	W52	Lyons, Liv M	W28
Yensen, Kermit D	M60	Bryce, Karen G	W80	Peterson, Dick A	M77	Mc Kennan, Dustin R	M50
Total: 53		Bullock, Sarah A	W48	Phelan, Cole E	M22	Salles-Cunha, Lucas	M34
Orinda Aquatic Masters		Campen, Gary	M70	Phillips, Daniel L	M51	Sterzer, Robin S	W49
Haufler, Steven E	M61	Carlstrom, Adam T	M41	Pilger, Robert T	M70	Thomas, Uwe	M48
Kaelle, John	M45	Carruthers, Kate M	W65	Propersi, Jeffrey D	M18	Villa-Lovoz, Sean T	M46
La Voie, Caroline	W43	Casey, Kathrine J	W65	Reeder, Bill D	M61	Weaver, Brian M	M37
Maxson, Mark B	M61	Castle, Matt	M42	Reid, Walt	M73	Yuen, Matt	M54
Peterson, Christopher V	M24	Chapman, Linda	W58	Rittenberg, Durrell	M44	Total: 19	
Total: 5		Clarke, Heather	W43	Rogers, Randy	M55	Reston Masters Swim Team	
Palmetto Masters		Colella, Rick	M62	Roudebush, George M	M89	Boyle, Michael F	M62
McCool, Chris	M49	Dahl, Lisa A	W52	Sawyer, Dennis L	M70	Van Erden, Jayme K	W28
Total: 1		Davis, Charlotte M	W64	Segerson, Karen E	W39	Total: 2	
Patriot Masters Swim Team		DeLong, Jackie R	W19	Singer, Shannon R	W44	Rice Aquatic Masters	
Toner, Karlin	W52			Smith, Bryan E	M46	Benz, Paul M	M43
				Sullivan, Suna	W47		

Athlete Roster – by Club

Name	Age	Name	Age	Name	Age	Name	Age
Rice Aquatic Masters		Borton, Dan	M46	Damsky, Irene T	W48	Brenner, Gary R	M66
Guthrie, David M	M53	Cook, Sally A	W52	Dolan LaMar, Diana	W56	Brown, Randy I	M66
Jimenez, Carlos A	M49	Davis, Thomas W	M56	Freshley, Mike R	M73	Bruner, Michael L	M57
Kone, Bruce C	M56	Dubrick, Jon S	M45	Ganze, Cathy	W56	Carson, William A	M40
Williams, Bruce F	M60	Durieux, Chad A	M34	Hill, Laurance O	M75	Chan, Andrea Y	W22
Total: 5		Ecklund, Tait C	M32	Houchin, Jason	M38	Cheechov, Nick	M20
Richmond Plunge Masters		Elaziz, Sarp	M20	Jacobs, Vernon E	M53	Cheong, Sinclair	W21
Harris, Karen C	W47	Farmer, Michael W	M66	Jones, Kenton R	M46	David, Nicole	W46
Moll, Jessica E	W41	Frendreis, Lauren	W25	Juschin, Waldemar	M25	Elgaaen, Katie S	W44
Sabatini, Greg	M38	Fuller, Brad L	M57	Kawamura, Colton A	M23	Elliott, Frank C	M61
Solberg, Sean	M36	Giffin, Meghan J	W35	Komissarov, Andrey A	M53	Fasbender, Alice J	W75
Taylor, Ron A	M53	Ho, Judy	W28	Marr, Jackie M	W70	Fasbender, Barry A	M76
Total: 5		Keim, John	M39	Mitchell, Tom	M81	Fatemi, Fariba	W50
Rinconada Masters		Khalil, Heidi G	W43	Neville, Cathy V	W56	Gonzalez, Richard	M21
Callison, Barbara F	W81	Kim, Steve	M37	Pandya, Yatindra	M34	Jacobs, Tom	M50
Keller, Pat L	M95	Kircalioglu, Gamze	W43	Piggott, Emma	W39	Kenny, Daniel B	M56
Olson, Jeannine E	W74	Lassonde, Kristin	W31	Rakotz, Tara	W46	Kiedel, Michael	M38
Shaw, James F	M73	Lassonde, Nick	M32	Ralphs, Tony	M70	Kruse-Elliott, Kris T	W55
Takaki, Carlene A	W29	Lucero, Michael D	M43	Siegel, Christine L	W57	Lee, Cindy S	W56
Total: 5		Martin, Matthew J	M28	Simpson, Lisa M	W49	Levi, Bob	M62
Riverside Aquatics Association		Mason, Michael T	M40	Stengel, Alta F	W63	Mc Cubbin, Miek	W78
Timko, Kevin A	M44	Mc Ginley, Patrick B	M50	Sweeney, Amy R	W29	McAweeney, Michael A	M50
Total: 1		Parker, Greg	M44	Thayer, Marieke	W52	Merryfield, Carol L	W63
Rocklin Aquatics Masters		Passos, Andre	M40	Walker, Larry	M70	Navarro, Alex	M23
Cahill, Janet C	W47	Paxton, Sean C	M45	Webster, Dale W	M44	Oto, Jillian M	W20
Dahle, Gene M	M54	Ronay, Peter E	M71	Williams, Anne H	W75	Page, Kimberly	W59
Kemp, Cindy D	W57	Sanchez, Ralph	M23	Wilson, Tom S	M46	Prado, Antonio E	M31
Maryatt, Andrew T	M53	Scannell, Michael G	M50	Total: 30		Prosen, Dennis E	M57
Neuman, Larry H	M51	Sibley, Alexander	M24	San Francisco Tsunami Masters		Reudy, Tom	M59
Sophie, Raymond	M27	Simmons, Cheryl A	W47	Bell, Tyson	M42	Roepke, Elizabeth L	W73
Total: 6		Stephenson, Dan	M57	Chase, Courtney B	W31	Rosas, Rachel	W20
Rolling Hills Mud Sharks		Sternberg, Scott D	M56	Chase, Ryan	M33	Sanchez, Carlos F	M27
Cochrane, James E	M55	Sterne, Erik A	M61	Davidson, Jeremy S	M39	Sardella, Stephanie L	W36
Cochrane, Sarah A	W26	Straley, Jenifer E	W43	Diers, Phil J	M57	Schweitzer, Ed	M59
Coholan, Annette M	W66	Streeter, Shannon E	W22	Estrada, Kris M	W30	Sharron, Will G	M54
Cunningham, Geoff T	M45	Whitehead, Michael L	M49	Finlay, Andrea	W34	Stupfel, Don L	M86
Davis, Don M	M69	Total: 38		Frentsos, Paul J	M52	Stupfel, Gloria M	W87
Erickson, Douglas B	M42	Royal Swim Team		Mosca, Laura P	W32	Swartz, Joel A	M56
Hepworth, Jeri	W61	Bagri, Val	M39	Saito, Blaine G	M32	Sweeney, James S	M60
Hepworth, Linda	W60	Total: 1		Salomaa, Jari	M36	Van Zant, Bob K	M57
Laudenslager, Greg L	M52	Sacramento Masters		White, Mark	M51	Vandroff, Kenneth	M57
Pierce, Donald A	M68	Brenan, Andrew	M53	Zhang, Chi	M25	Total: 47	
Rempe, Rachel M	W31	Jorgensen, Erik	M39	Total: 13		San Ramon Valley Livermore Aqu	
Shaver, Anne K	W51	Ottersen, Craig M	M61	San Mateo Masters		Baeder, Larry D	M32
Tevis, Maggie H	W66	Smith, Stephen M	M47	Andaluz, Al	M22	Baeder, Lauren S	W29
Total: 13		Total: 4		Antonakos, Lauren S	W56	Bilich, Bonnie M	W56
Rose Bowl Masters		San Diego Swim Masters		Baker, John	M51	Littlefield, Robert A	M52
Adams, Laura D	W22	Andersen, Peter	M70	Barton, John M	M69	Mose, Becky	W47
Alders, Alec	M25	Bell, John L	M71	Bertram, Christian	M29	Riley, Jayne E	W50
		Best, Bob	M81	Bjerknes, Wendy L	W44	Salamati, Behan	M25
						Sihner, Craig	M54

Name	Age	Name	Age	Name	Age	Name	Age
San Ramon Valley Livermore Aqu		Santa Clarita Masters Club		Birnie, Tate A	W39	Denison, Stephanie	W43
Slattengren, Cory J	M36	Edge, Jonathan A	M47	Bulman, Robin A	W48	Dowd, Joe F	M42
Sollom-Brotherton, Noel E	M27	Ellington, Cheri	W56	Dunn, Joe S	M56	Total: 3	
Total: 10		Helgason, Tryggvi	M50	Farnham, Kaelly M	W27	Sierra Nevada Masters	
Sandusky Area Masters		Marshall, Mario L	M32	Foreaker, Don	M61	Brancamp, David J	M52
Bodie, David	M42	Marshall, Samantha A	W31	Hafner, Hilary R	W54	Burks, Robert M	M43
Total: 1		Total: 5		Hale, Dave	M58	Class, Patrick L	M65
Santa Barbara Masters		Santa Cruz Masters Aquatics		James, John A	M51	Conkey, Jim	M82
King, Brian V	M47	Aspromonte, Mark A	M47	Mansfield, Ken	M43	Conkey, Nancy	W69
Kuhn, Kevin F	M24	Bechhoefer, Marta	W46	Nelson, Sheila	W45	Conkey, Sarah J	W24
Rutherford, Lynn Y	W60	Bennett, Michael L	M53	Pettibone, Chip	M52	Evans, Ryan V	M28
Total: 3		Carney, Monica M	W31	Richards, Ericka L	W36	Evans, Scott M	M42
Santa Clara Swim Club Masters		Chapman, John F	M43	Sullivan, Sean R	M35	Gardner, Nicole	W44
Adji, Tirtio	M41	De Cosse, David E	M53	Terhorst, Hermine M	W55	Griffard, Jared H	M24
Azarfar, Shone	M64	DeLalla, Laurie B	W32	Wilder, Hugh	M66	Hamilton, Nathan	M45
Bajet, Denis	M46	Fields, Rachael C	W33	Wilson, Todd	M49	Henricks, Ed P	M51
Barnachea, Rowena	W38	Hassett, James E	M41	Yamauchi, Penelope R	W24	Hobson, Chip L	M46
Boettner, Jason R	M35	Hertzner, Cynthia J	W44	Total: 18		Ingram, Katie S	W50
Bradley, William N	M57	Huggett, Megan E	W26	Sarasota YMCA Sharks		Johnson, Clifford H	M62
Clark, Will	M36	Hunt, Annette	W43	Albino, Jorge E	M39	Lawrie, Jim	M67
Dugan, Bob J	M52	Hunt, David N	M47	Brenner, Bill	M55	Le Febre, Karen J	W46
Dyer, Aubrey N	W26	Kendall, Scot	M63	Butcher, Rob	M41	Lerude, Stephanie	W50
Hurko, Andrew M	M27	Kennedy, Aud	W61	Deery, Kyle B	M29	Lintz, Steve	M63
Hurko, Chris J	M27	Kennedy, Bob L	M59	Groselle, Jack R	M59	Miller, Celeste	W64
Hurko, Matt	M22	Lichtenwalter, Brian J	M47	Groselle, Laura L	W53	Moss, Bonnie M	W42
Hurko, Stephen F	M27	Lovell, Allison	W37	Guins, Ann H	W60	Muir, Scott	M40
Koht-Phipps, Alicia M	W33	Mc Carthy, Raymond M	M70	Matysek, Jim	M54	O'Mara, Timothy J	M42
Kubota, Masako	W47	McCain, Christy	W43	Perout, Jeffrey J	M61	Pehrson, James E	M47
Ladd, Vernon	M62	McGowan, Mary K	W42	Walker, Rick B	M63	Petrilla, Eric A	M44
Lizcano, Stephen A	M28	Prado, Manuel	M41	Total: 10		Porter, Jo Ann A	W42
Mariniuk, Sergey O	M45	Reed, Clay F	M57	Sawtooth Masters		Scalise, Erik L	M36
Masuda, Megumi	W40	Roake, Ash K	M42	Erwin, Jeff T	M49	Shonkwiler, Gwen S	W56
Matsumura, Naoki	M37	Roberts, David	M42	Grisham, Kyle J	M31	Sorensen, Susan	W45
Mehech, Maximiliano C	M52	Rutherford, Kim A	W54	Gruenberg, Brigitta M	W34	Todd, Diana F	W70
Morgan, Allison	W45	Seligmann, William R	M57	Lee, Kristi D	W38	Tyler, A Susan	W65
Morgan, Christopher J	M49	Smith, David M	M56	Shannahan, Mike	M56	Tyler, Sarah L	W69
Mortensen, Franz	M50	Stockwell, Zach	M39	Smith, Lori R	W48	Walker, Joseph R	M72
Moskovits, Alexander	M65	Sussman, Heidi R	W45	Strand, Robert	M68	Total: 33	
Mullen, Gary John	M28	Tainty, Chris J	M54	Templin, Philip John	M60	Skyline Masters Swim Club	
Prince, Adam S	M50	Tallman, Karl G	M55	Wright, Jill M	W63	Jaffe, Kristin N	W76
Reid, Lesley A	W48	Wilson, Ann S	W39	Total: 9		Total: 1	
Sheth, Rushikesh	M26	Wilson, Joel R	M65	Sebastopol Masters Aquatic Clu		Solana Beach Swim Masters	
Shiomoto, Katharine H	W46	Wilson, Kurt E	M54	Connolly, Cindi	W49	Hohn, Chris	M45
Simpson, Adrienne R	W39	Winter, Jarret R	M45	Flecker, Donita L	W31	Svinterud, Bjorn	M47
Soe, Soren T	M50	Total: 36		Keating, Kevin	M50	Total: 2	
Such, Carole	W46	Santa Maria Swim Club		Scott, Emily	W34	Sonoma Aquatic Club Masters	
Urias, Marrassa	W27	Nelson, Bob	M34	Torgerson, Rob	M52	Bost, Chris	M32
Wheeler, Matt O	M32	Total: 1		Total: 5		Dorman, Lisa L	W45
Wuolle, Davis	M23	Santa Rosa Masters		Sierra Marlins Masters		Hansen, Jane M	W42
Total: 36		Belluomini, Melanie C	W36	Crescione, Paolo J	M43	Ryan, Keith	M30

Athlete Roster – by Club

Name	Age	Name	Age	Name	Age	Name	Age
Total: 4		Ballack, Jon R	M48	Total: 4		Woolf, Marlon I	M50
South Coast Aquatics		Barnea, Daniela	W70	Swim Fort Lauderdale		Total: 20	
Bauer, Jeannette M	W64	Barnes, David	M40	Aubrey, Michael	M53	T2 Naples Masters	
Cacciarelli, Guy A	M45	Bower, Bruce	M52	Goldbas, Mervyn E	M71	Koller, Bill	M65
Carango, Jennifer	W51	Devlin, Abigail S	W29	Hendrick, Marty	M56	Total: 1	
Esparza, Deena	W49	Gelman, Kathryn E	W49	Larson, Linda L	W58	Tamalpais Aquatic Masters	
Grubel, Eric E	M51	Gilman, Matthew B	M37	Pardo, Robert R	M40	Alexandre, Mary Y	W78
Nicholson, Nancy A	W57	Glenn, Katie	W37	Stutz, Kathleen J	W31	Benson, Keith	M41
Total: 6		Gould, Rick	M45	Tiozzo, Eduard	M40	Bernard, Alan D	M64
South East Metro Sharks		Grabel, Mirko	M27	Volz, Kristin R	W40	Burns, Richard	M70
Moore, Richard	M56	Hong, Arthur	M22	Total: 8		Carpenter, Scott	M47
Total: 1		Jarr, Scott	M46	Swim Long Beach		Carroll, Glenda G	W70
South West Aquatic Masters		Johnson, BJ	M27	Kirkpatrick, Michael	M27	Chang, Esther S	W41
Edwards, Clive G	M60	Kehr, Gina I	W44	Total: 1		Cooperman, Jeff	M47
Total: 1		Koerten, Brett J	M28	Swim Utah		Crotts, Roland	M71
Southern California Aquatic Ma		Korus, Hannah E	W23	Baird, Fred C	M66	Eisenman, Judy A	W60
Crock, Sally S	W71	Machado, Cindy A	W48	Karren, Kelly S	M40	Engelskirchen, Adam G	M45
Crowe, Kevin J	M52	Miller, Tim	M51	Kenal, Katherine	W60	Frost, Kenneth A	M69
Godges, Arlette A	W49	Molinari, Katherine A	W24	Knapp, Lo D	W59	Holt, Tate	M62
Hjorth, John T	M47	Morrison, Phillip C	M29	Kuwahara, Lisa K	W51	Jonckheer, Philip W	M61
Ireland, Bill	M54	Moy, Kevin R	M22	Lyman, Carolyn B	W63	Joyce, Martha O	W54
Kim, Gene B	M27	Murphey, Corey L	W24	Mickelsen, Angela	W18	Mascheroni, Andy	M57
Leong, Jarret P	M26	Phelan, Darren D	M50	Singleton, Marcus G	M25	Meyerhoff, Rick	M67
Wolkowitz, Michael A	M32	Rennels, Glenn D	M63	Smith, Sandi	W49	Mottola, Michael C	M28
Total: 8		Reynolds, Laura L	W51	Treiman, Gerald S	M53	Ridout, Nancy J	W72
Southern Masters Swimmers		Roat, Christopher M	M39	Weight, Jeremy S	M38	Shoenberger, Linda R	W66
Arnold, Patricia F	W75	Skinner, Peter K	M59	Total: 11		Sondag, Lynn S	W46
Eldredge, Mark R	M45	Tong, Connie C	W42	Swimstitute Masters		Spellberg, Geoff	M58
Total: 2		Tsay, Eric	M29	Feller, Marjorie A	W66	Stambolis, James N	M66
Southwest Ohio Masters		Total: 33		Total: 1		Tulin, Bill	M55
Kammerer, Richard F	M56	Streamliners		Swymnut Masters		Tull, James C	M60
Kerley, April D	W35	Blew, Susan	W61	Arnold, Rebecca E	W36	Val, Laura B	W62
Stiling, Douglas E	M55	Carlson, Eric	M53	Coffee, Cassandra	W52	Wheeler, Barbara C	W57
Total: 3		Christensen, Dane V	M54	Coffee, Kayla	W21	Zuur, James	M73
St Pete Masters Inc		Hauser, Sarah	W36	De Somma, Margaret P	W46	Total: 28	
Beach, Robert E	M83	Helmrich, Susan P	W58	Eby, Kate	W29	Taos Masters Swimming	
Total: 1		Holtzman, Steven C	M50	Fabbri, Germana	W51	Wildman, Carol J	W59
St. Louis Area Masters		McCarthy, John W	M48	Flesh, Anice W	W77	Total: 1	
Hopson, Bruce E	M48	Osborn, Ahelee Sue M	W56	Lepinski, Cokie	W54	Team New York Aquatics	
Kohn, Catherine K	W61	Yoshiwara, Carole	W25	Lessin, Michael D	M49	Chatzigeorgiou, Georgia	W37
Pohlmann, John T	M70	Total: 9		Mothersill, Jane C	W57	Hildebrand, David R	M33
Pohlmann, Mary M	W69	Surf City Aquatics Club		Naylor, Jack B	M28	Total: 2	
Rinesmith, Jennifer	W40	Binz, Robert A	M32	Pinkston, Crystal	W28	Team Swim Spray	
Total: 5		Smith, Patty	W61	Powell, Susie W	W61	Gallagher, Kevin C	M26
Stanford Masters Swimming		Total: 2		Reed, Robert W	M49	Total: 1	
Allworth, James A	M33	Swift Swim Club		Reizman, Lea	W23	Temescal Aquatic Masters	
Anisimova, Irina	W37	Knowles, Andy	M59	Strycker, Jana P	W53	Barta, Chris	M47
Antonick, Gary M	M51	Knowles, Elliott J	M27	Sutherland, Erica	W54	Bentley, Orin W	M37
Baker, Megan E	W28	Knowles, Nancy C	W56	Willard, Mimi	W60	Cohen, Jeremy M	M65
		Knowles, Percy	M83	Winer, Nick	M56		

Name	Age	Name	Age	Name	Age	Name	Age
Temescal Aquatic Masters		Holsman, Trent T	M33	Tri Valley Masters		Uc08	
Hill, Brian R	M51	Houston, Katy	W26	Abersold, Glenn	M41	WuShanley, Ying	M56
Le, Yvonne	W24	Jolly, Lynn	W48	Amer, Nader M	M26	Total: 1	
Nisenbaum, Adam	M36	Kastes, Katie C	W24	Angel, Jorge I	M46	Uc10	
Total: 6		Keck, Mike	M54	Bogdan, Sander B	M35	Keyes, Brett R	M30
Tempo Aquatics Masters		King, Edward V	M62	Boggs, Paul T	M70	Total: 1	
Hanel, David M	M42	Knopf, Thomas H	M66	Bracken, Judy W	W56	Uc11	
Total: 1		Koon, Nolan	M24	Burch, Katie E	W36	Oyler, Paul F	M48
Tennessee Swimming		Lentz, Graham M	M29	Conway, Adam M	M35	Total: 1	
Stewart, Chris	M36	Malasky, Martin E	M25	Cutting, Steve	M56	Uc12	
Total: 1		Marshall, Gary N	M32	Daene, Markus	M35	Williams, Rich	M38
Terrapin Masters		Mc Caffery, Michael G	M60	Elson, Denise E	W45	Total: 1	
Ellis, Andrew F	M45	Mc Kay, Matthew G	M42	Kading, Matthew	M38	Uc13	
Total: 1		McCarty, Thomas E	M68	LaBerge, Karin	W50	Perkowski, Jonathan T	M61
The Olympic Club		McDonough, John C	M45	Mc Cracken, Bill	M52	Total: 1	
Adrian, Nathan	M25	McKinley, Howard M	M92	Murphey, Ray W	M34	Uc14	
Aicardi, James A	M26	Meyer, Marguerite	W55	Pearson, Loren J	W38	Havlik, John R	M55
Belluomini, Robert A	M72	Myers, Greg A	M62	Radecke-Noble, Jennifer D	W29	Kupferberg, Jody Lee	W52
Benjamin, Bonnie B	W39	Neuwirth, Jamie	M26	Seitz, Chris A	W51	Power, Scott	M51
Benoit, Matthew	M26	O'Donnell-McCarthy, Fiona	W27	Sitzmann, Amy K	W34	Total: 3	
Bower, Kenny G	M26	Oeler, Kurt	M47	Stoll, Kurt A	M54	Uc15	
Carter, Paul V	M56	Quinn, Phyllis E	W58	Taylor, Vicki	W28	McNair, Samuel	M51
Chessen, Christine	W47	Raatz, Katherine	W25	Ugarkovich, David M	M66	Total: 1	
Clark, Steve E	M70	Rodde, Brian L	M35	Total: 22		Uc16	
Copeland, William	M28	Rudloff, Christian E	M26	Trillium Y Masters Swim Club		Dauginas, Joe	M51
Cushing, Alex D	M25	Rudloff, Edward	M66	Straka, Peter	M71	Total: 1	
Davidoff, Cara	W28	Saeta, Andrew	M23	Total: 1		Uc18	
Dietrich, Joe	M61	Schriger, Joan A	W49	Tuolumne County Aquatic Master		Shockey, Kayla	W20
Dorey, Frederick J	M65	Sherrill, Mike	M64	Blessing, Leigh Ann	W44	Total: 1	
Dorr, John W	M30	Shields, Thomas A	M22	Gass, Matthew E	M56	Uc26	
Dowd, B Gil	M51	Simon, Brett N	M31	Welsh, Mary	W60	Archer, Branch T	M54
Elder, James E	M71	Simoni, Evan V	M24	White, Susan E	W71	Total: 1	
Ervin, Anthony L	M32	Stretch, Nancy	W74	Total: 4		Uc27	
Faust, Leland H	M67	Sullivan, Maureen	W42	UC Irvine		Whinnery, Typ	M22
Ferguson, Kevin	M24	Talbott, Christopher J	M27	Podmajersky, Tom E	M50	Total: 1	
Ferrif, Nick L	M25	Taylor, Jonathan B	M26	Total: 1		Uc28	
Ferroggiaro, Fred	M60	Ten Grotenhuis, Dirk A	M48	Uc02		Baleka, Siphwe K	M43
Gans, Egan	M28	Thompson, Amy W	W43	Wells, Philippe	M45	Hayden, Eileen	W52
Geller, Jason A	M47	Van Horn, William G	M75	Total: 1		Total: 2	
Gill, Meg B	W29	Wanie, Lee G	M40	Uc04		Uc30	
Grannis, Frank R	M89	Watanabe, Naoko	W31	Adams, Scott G	M44	Bergman, John	M72
Greenwood, Scott C	M36	Welting, Lauren K	W48	Modrov, Priscilla A	W26	Total: 1	
Griffith, James M	M61	Yntema, Douwe	M25	Total: 2		Uc32	
Haris, Lee D	M60	Total: 78		Uc05		McIntyre, Erin	W32
Harwood, James W	M72	Tower 26		Gordon, Matthew H	M50	Schickli, Jeanne	W61
Haynes, David A	M61	Rodrigues, Gerry A	M51	Total: 1		Total: 2	
Haynie, Dee A	W59	Total: 1		Uc07		Uc33	
Hdez, Gabriella	W27	Town North YMCA Masters		O'Connell, Gloria J	W48		
Hellerman, Molly J	W37	Glick, Mark M	M54	Total: 1			
Holmes, David B	M60	Total: 1					

Athlete Roster – by Club

Name	Age	Name	Age	Name	Age	Name	Age
Uc33		Quackenbush, Sean H	M43	Oreizi, Justin D	M24	Virtue, Paul A	M62
Carey, George L	M71	Roesler, Anna	W23	Rhodes, Kevin R	M21	Voorhees, Margaret S	W85
Faulkner, Madison M	W19	Schmidt, Grace E	W49	Shepherd, Bridget E	W20	Walker, John A	M46
Foote, David E	M64	Sewell, Scott M	M52	Sinclair, Katelyn N	W19	Wheeler, Lauren	W32
McConnell, Stan	M82	Sibilia, Robert S	M23	Total: 7		Young, Julius W	M67
Robinson, Keith A	M56	Small, Stephen A	M61	University of San Francisco Ma		Total: 50	
Silberman, Lou	M87	Stern, Meaghan M	W27	Ballenger, Marie A	W27	Ventura County Masters	
Villarete, Andy D	M42	Talbott, Patrick J	M24	Belliveau, Adrienne C	W30	Allen, Robbie E	M48
Wong, John	M50	Wagner, Allison M	W36	Bensu, Janet L	W81	Blatt, Cindy S	W60
Woolard, Woody	M50	Wheeler, Jennifer	W32	Bryant, Lynn	W41	Blatt, Michael J	M58
Total: 9		Wierema, Dirk	M59	Burnett, Nicholas A	M32	Bleuel, Bart S	M72
Uc34		Yglesias, Willie J	M43	Campbell, Martha C	W65	Derr, John M	M65
Johnson, Steve	M47	Yiu, Nicholas	M21	Chaitkin, Lauren E	W69	Gruber, Glenn A	M64
Shumway, Scott H	M23	Total: 42		Chang, Wayland	M21	Kerns, Hubie	M64
Total: 2		Uc39		Chappell, Matt	M49	Lum, Bryant J	M52
Uc37		Mellon, Jim	M51	Danielson, Bob D	M84	Mc Conica, Jim	M63
Czerwinski, Charles R	M63	Total: 1		Dawkins, Douglas R	M51	Owens, Robert A	M67
Higgins, J Thomas	M55	Uc44		Donlon, Kevin H	M35	Raffaelli, Cori P	W30
Rasmussen, John C	M39	Blichfeldt, Tore	M50	Dornan, Gwen	W51	Raffaelli, Larry L	M71
Total: 3		Sike, Ilona J	W73	Eilath, Adam D	M26	Robnett, Truman J	M51
Uc38		Wilson, Dale	M68	Ewing, Jack	M53	Shaffer, Mike G	M48
Allen, Larry W	M52	Total: 3		Fleming, Jack C	M78	Warmuth, Stacey	W57
Asti, Joel C	M45	Uc48		Galvin, Barry T	M80	Young, Michel F	M43
Ayrapetov, Dmitriy B	M33	Brundage, Patrick W	M47	Gerhan, Martha	W52	Total: 16	
Barr, Chris	M50	Hyman, Misty D	W35	Goldberg, Claudette	W54	Victoria Masters Swim Club	
Bell, Hiroe A	W34	Robinson, Lauren	W61	Gordon, Flash	M34	Brault, Danielle	W58
Callan, Kyle R	M22	Robinson, Timothy D	M62	Grohe, William E	M80	Macdonald, Sarah I	W54
Cannon, William E	M50	Total: 4		Hale, Jennifer J	W27	Total: 2	
Cirone, Nicholas A	M25	Uc50		Jeong, Michelle M	W45	Virginia Masters Swim Team	
Coero, Mike G	M45	Friedman, Todd A	M48	Kadam, Kendra	W26	Hlavacek, Ida M	W72
Cole, David C	M38	Total: 1		Kaiser, Amy J	W54	Kaufmann, Karen E	W49
Conner, Christopher P	M53	Uc54		Kulla, Morgan L	W62	Sheahan, Dan	M56
Crock, Bruce N	M40	Shepard, Elizabeth	W53	Long, Anne B	W72	Vaughn, David R	M49
Edwards, Kenneth S	M59	Total: 1		Lowry, Nicola	W33	Total: 4	
Ehrenberger, Dennis K	M49	Uc59		Mc Bride, Patrick F	M44	Vos YMCA Silver Fins	
Greer, Margaret R	W25	Louhichi, Nadia	W33	McNamara, Kathleen A	W54	Ferro, Claire	W25
Hall, Matt	M46	Total: 1		McSweeney, Brian P	M47	Total: 1	
Hendrickson, John J	M53	UCLA Bruin Masters		Medeiros, Michael A	M21	Wahoos of Wellington Masters	
Jacobson, Kevin P	M21	Ciraulo, Christie	W60	Moore, Michael W	M63	Beuttenmuller, David J	M63
Kamler, Theresa A	W57	Cook, Jenny L	W56	Niemi, Matthew G	M40	Total: 1	
Kooy, Jan F	M41	Hibben, Veronica	W57	Nishimoto, Amber D	W35	Walnut Creek Masters	
Liu, Qiang (Darcy)	M52	Sheldon, Breanna	W24	Nonaka, Sara M	W28	Ackerman, Dolly J	W72
Malmberg, David	M56	Shockro, Ellen K	W71	Ogilvie, Carol M	W58	Adams, Arthur D	M22
Matarangas, Paul	M46	Young, Charley C	W26	Ridinger, Kim S	M62	Ahlman, David C	M62
Menozzi, Elizabeth	W36	Total: 6		Rose, Polly	W71	Ahlman, David C	M62
Miller, John H	M55	University of Oregon Swim Club		Roth, Tenae	W24	Alexander, Martha A	W64
Monroe, Mark D	M48	Jessop, Tyler W	M21	Sacknoff, Nelle R	W32	Allen, Chuck F	M50
Muntz, Doug Y	M63	Miller, Lindsay	W21	Sapirstein, Julian B	M64	Appel, Pamela J	W57
Oldershaw, Trevor D	M44	Morley, Kyle G	M20	Stern, Jill P	W49	Au, Andre	M60
Ousterhout, Oliver D	M30			Stoner, Stephanie I	W39	Beaudreau, Lauren A	W26
				Vanauken, Skylar	W26		

Name	Age	Name	Age	Name	Age	Name	Age
Walnut Creek Masters		Jester, Mal	M65	Taub, Pamela A	W63	Mahn, Chris	M39
Bell, Gordon E	M61	Keeler, Susan E	W35	Taylor, Catherine	W51	McClung, Paton M	M44
Benton, Traci E	W34	King, James P	M67	Turek, Paul J	M50	Reiss, Natasha	W44
Billeter, Bridget A	W42	Kraetzer, Midge S	W75	Van Wart, Steve	M60	Scheff, Jonathan	M61
Bledsoe, Dennis R	M75	Landers, Patty	W57	Volpp, Bryan D	M56	Whitley, John K	M71
Bond, Chris S	M47	Lane, Ed V	M75	Ward, Debbie L	W51	Total: 14	
Boone, Jon	M50	Leonard, Courtney D	W22	Ward, Lee D	M20	Wisconsin Masters Aquatic Club	
Boscovich, Harold O	M71	Lin, Curtis	M23	Ward, Lisa A	W50	Alexander, Peter D	M55
Brittingham, Regina	W62	Mac Donell, Brett A	M48	Wen, Patrick J	M41	Allen, Peter J	M55
Brown, Donald L	M80	Mack, Chris	M38	Willert, Dan T	M71	Anderson, Julie	W50
Bruce, Kim G	W42	Marnell, Mary	W57	Zamanian, Alison H	W44	Bauman, John H	M83
Burr, Ken M	M69	Mayo, Robert W	M80	Zucconi, Lin	W63	Bonis, Susan	W60
Bustillos-Perez, Hector R	M45	Mazuryk, Lydia	W24	Total: 121		Christenson, Candy J	W67
Chao, Hector	M50	Mc Gaughey, Carrie D	W42	West Hollywood Aquatics		Clark, David L	M56
Collins, Susan M	W64	Mellinger, Jeff R	M35	Camacho, Raymond E	M49	Conrad, Nathan E	M37
Conner, Mary M	W47	Mendenhall, Kevin C	M31	Ferguson, Daniel B	M47	Corris, Robert B	M69
Cook, Amy M	W50	Mikuni, Aaron J	M33	Jaunzeme, Andra	W61	Dillon Stewart, Jane E	W71
Cook, Doug J	M51	Mikuni, Russell S	M32	Johansson, Kenneth R	M45	Ehrke, Nancy L	W60
Crooks, Marni	W35	Morison, Elaine I	W54	Karlin, Olivia	W50	Fischer, James S	M50
Darling, Colleen M	W40	Morner, Stan F	M79	Larsen, Carl G	M36	Fochios, Dean T	M60
De Boisblanc, Michael W	M46	Morton, Judith L	W75	Meyer, Briana P	W23	Grisa, Thomas M	M52
DeLacy, James R	M67	Murphy, Karen L	W53	Schmidt, Matthew B	M36	Hall, Julie A	W45
Delay, Sara E	W23	Nonaka, Andy J	M34	Seaton, Jessica W	W61	Holland, David A	M55
Dennis, D Craig	M68	Nootbaar, Tom T	M50	Shandrew, Jerry S	M48	Kaiser, Carl J	M26
Dewar, Tom A	M62	O'Brien, Kerry L	M57	Total: 10		Knuth, Clark A	M65
Dewey, Vicky S	W52	Olson, Robert H	M69	Westchester Masters		Kranpitz, Nancy	W69
Dibley, Allison M	W52	Ongerth, Ann Michelle	W39	Heller, Terry	W80	Mandel, Barry R	M61
Druz, Loren	M58	Ottati, Dean	M54	Tiedemann, Arthur R	M48	May, Jennifer L	W45
Duggan, Karen L	W43	Parrish, Karen C	W57	Tiedemann, Kate A	W45	Mortensen, Cheryl L	W49
Edwards, John J	M28	Perilman, Jim E	M75	Total: 3		Mykleby, Geoff L	M61
Enciso, Julio D	M21	Randall, Montana M	M20	Wildcat Alumni Masters		Paulsen, Curtis A	M54
Fegler, Gerald A	M50	Rasmussen, Christian S	M35	Fisher, Robert R	M48	Perez, Elisa C	W18
Flakoll, Jonathan D	M39	Reece, Margaret E	W42	Harvill, Tom	M52	Perez, Octavio	M36
Flickinger, Tom R	M66	Remmert, Greg A	M51	Jaegers, Al	M51	Perez, Sarah M	W38
France, Kermit	M47	Roach, Erika L	W25	Phillips, Mike E	M56	Pfaltzgraff, Mark	M52
Gothberg, Brad A	M51	Roach, Regina A	W27	Short, Charlie	M55	Russell, Fred W	M66
Halbrecht, Kenneth A	M53	Rogers, Lori J	W43	Stime, Russell	M56	Schaetz, Trina R	W41
Hanley, Catherine C	W41	Rothrock, Gretchen A	W64	Trimble, Sandy	M51	Schneider, Erin E	W35
Hansel, Neila	W38	Santos, Debbie M	W45	Volzing, Mace P	M49	Schneider, Mary P	W61
Hansen, Allyson L	W20	Santos, Roque J	M46	Total: 8		Seidler, Jeanne E	W67
Harvey, Leeann	W44	Scott, Stephanie I	W67	Wind-n-Sea Masters Swimming		Seidler, Mindy E	W34
Haworth, Joyce M	W76	Scovel, Tom S	M75	Bathey, Liane	W46	Severance, David A	M51
Heaney, Michael P	M47	Selinger, Ili R	M40	Bathey, Tony E	M50	Stich, Chris S	W36
Henningsen, Andrea H	W46	Sepanik, Brian J	M42	Berg, Chris	M29	Stich, Darryl D	M38
Henry, BJ	W50	Smith, Angela R	W39	Burmood, Erica S	W22	Sturm, Mike	M48
Hernandez, Jill S	W53	Smyers, Jesse B	M67	Foster, Ryan F	M38	Thompson, Laura	W28
Heuga, Maureen J	W70	Sotelo, Sophia S	W53	Fremont, Robert	M55	Van Cleave, Julie M	W55
Hill, Marcia M	W69	Stahl, Stephen A	M49	Iglesias, Rodrigo J	M38	Total: 40	
Hirsch, Ann M	W83	Strong, Susan D	W42	Lewis, Cynthia J	W38	Woodland Swim Team Masters	
Hollis, Blake A	M20	Stupfel, Norman E	M81	Lewis, Mike J	M49	Fackert, Susan L	W47
Hunter, Missy L	W45	Sullivan, Neil	M56				

Athlete Roster – by Club

Name	Age	Name	Age	Name	Age	Name	Age
Woodland Swim Team Masters							
Karacozoff, David	M25						
Rodriguez, Karin	W42						
Sheldon, Chase D	M28						
Total: 4							
Woodlands Masters Swim Team							
Boak, Carolyn	W69						
Boak, Thomas D	M70						
Glass, Mark W	M39						
Godoy, Francisco J	M55						
Hines, Mary Anne	W56						
Ionesco, Constantin	M50						
Leilich, Joann	W75						
Moure de Godoy, Elva	W53						
Nates, Kristin	W47						
Total: 9							
WS Twente							
Steenhuis, Harm-Jan	M46						
Total: 1							
YMCA Pacific Aquatic Club							
Conway, Erin M	W33						
Huang, Cathy	W59						
NeJaime, Jacqueline A	W52						
Total: 3							
Yuba City Masters Swimming							
Finch, Merry B	W59						
Lee, Stanley H	M57						
Taylor, Barbara G	W59						
Total: 3							
Zen Masters							
Fitzpatrick, Jana B	W56						
Thomas, Nate	M76						
Total: 2							

Silver Creek Academy
INSPIRE EXPLORE CHALLENGE

Named Bay Area's Best Learning Center and Math Program 2013
Located in the Canyon Creek Plaza

Small Group Academic Courses and Tutoring

- Reading Comprehension
- Math Problem Solving
- Writing and Grammar
- Public Speaking and Debate
- Logic and Critical Thinking
- French and Spanish
- HSPT, PSAT & SAT Test Preparation
- High School Academic Guidance
- Study Skills for Academic Success
- Test-Taking Strategies
- Competitive Debate
- Now Offering a Full-Day Summer Academic Camp



Our expert teachers are credentialed and some of the very best in the Bay Area. No other program offers this type of experience and expertise.

For a complete list of programs visit:
www.SilverCreekAcademicAcademy.com
email: FunLearning@mac.com
5619 Silver Creek Valley Road
San Jose, CA 95138
(408) 839-5905





Dianne S. Chun, DDS, MSD, INC.

Specialist in Orthodontics for Children, Teenagers & Adults

39853 PASEO PADRE PARKWAY, FREMONT, CALIFORNIA 94538

(510) 668-0112 ■ [WWW.DRCHUNSMILES.COM](http://www.DRCHUNSMILES.COM)

Excellent oil paintings on canvas for \$99 & under



www.ezarts.net

Day 1 – Thursday, May 1

Warm-up

6:30 a.m.–7:45 a.m.

Check-in Deadlines for Day 1

The 1000 free and 1650 free are positive check-in events. Check-in may be done in person at the registration area or online at usms.org.

Thurs., May 1	1000 freestyle	7:00 a.m.
	1650 freestyle	9:00 a.m.

PLEASE NOTE:

If you do not check in by the deadline, you will not be seeded; there are no exceptions.

Meet Start Time

8:00 a.m.

Women	Event	Men
1	1000 freestyle	2
3	1650 freestyle	4

Entry Deadline for Day 2 (Friday) Relays

Relays must be turned in at the relay desk.

Thurs., May 1	200 mixed freestyle relay women's 200 medley relay men's 200 medley relay	3:00 p.m.
---------------	---	-----------

2014 Nationwide USMS Spring Nationals
George Haines International Swim Center
Psych Sheet - Thursday, May 1, 2014

#1 Women 1000 Yard Freestyle

Name	Age	Team	Seed Time
1 McWilliams, Katie L	30	ALEX	10:34.30
2 Perez, Elisa C	18	WMAC	11:05.00
3 Werner, Haleigh A	45	PSM	11:05.61
4 Bernal, Genevieve M	34	WLAC	11:23.97
5 Chase, Courtney B	31	TSUN	11:27.26
6 Liberty, Laurel M	32	LIB	11:30.33
7 Matena, Jana	51	MELO	11:41.97
8 Braggin, Jacquelyn E	27	PSM	11:42.17
9 Cooper, Morgan	23	NEM	11:43.01
10 Cox, Juliet E	46	MAM	11:44.95
11 Elsbach, Kimberly D	51	DAM	11:51.48
12 Adams, Kari S	48	LVM	11:54.00
13 Belliveau, Adrienne C	30	USF	11:55.90
14 Irish Bostic, Linda	50	NCMJ	11:58.01
15 Grolle, Jamie V	30	LVM	12:00.00
16 Benjamin, Bonnie B	39	TOC	12:00.00
17 Steffe, Kathleen	51	CMS	12:00.71
18 Ditzler, Kristy	49	TXLA	12:05.20
19 Maidenberg, Eve G	37	MAM	12:05.98
20 Jolly, Lynn	48	TOC	12:08.12
21 Mc Gaughey, Carrie D	42	WCM	12:15.00
22 Sommers, Lorraine	57	ECAM	12:15.05
23 Courtney, Zena H	54	BWAQ	12:15.55
24 Young, Charley C	26	UCLA	12:15.99
25 Ward, Lisa A	50	WCM	12:20.00
26 Harang, Tracie A	42	AKMS	12:25.25
27 Curley, Lindsey C	26	DAM	12:26.00
28 Brink, Opal E	19	QMST	12:28.71
29 Giovanni, Melissa K	34	LVM	12:30.00
30 Sorensen, Susan	45	SNM	12:30.00
31 Fox, Michele	44	NEM	12:32.14
32 Sheeper, Lisa M	49	MELO	12:35.00
33 Delmage, Arlene	51	OREG	12:35.69
34 Battin, Carolyn	60	LVM	12:45.00
35 Johnson, Serena H	36	OREG	12:48.00
36 Jensen, Sue	53	NEM	12:48.91
37 Strong, Susan D	42	WCM	12:49.50
38 Adams, Krissy L	42	LGSR	12:50.00
39 Sullivan, Suna	47	PSM	12:50.00
40 Anisimova, Irina	37	STAN	12:50.03
41 Dornan, Gwen	51	USF	12:50.08
42 Moss, Pam Henry	52	CONN	12:52.17
43 Henry, BJ	50	WCM	12:54.17
44 Miller, Celeste	64	SNM	12:56.00
45 Ellington, Cheri	56	SCMC	12:57.00
46 Lowder, Kaitlyn	21	PSM	12:57.16
47 Koehler, Deanna C	44	CVMM	12:58.21
48 Nelson, Sheila	45	SRM	13:06.76
49 Farinas, Jennifer R	42	PSM	13:09.50
50 Martinez, Heather J	37	CHIC	13:09.75
51 Gitzinger, Jennifer L	39	LIB	13:10.05
52 Kerley, April D	35	SWOM	13:10.82
53 O'Dell, Andrea D	43	MTRC	13:11.00
54 Kircalioglu, Gamze	43	ROSE	13:11.37
55 Bruce, Kim G	42	WCM	13:11.37
56 Segerson, Karen E	39	PSM	13:12.42
57 Bracken, Judy W	56	TVM	13:14.86
58 Cheong, Sinclair	21	SMM	13:15.00

59 Gruenberg, Brigitta M	34	SAWS	13:15.01
60 Wheeler, Lauren	32	USF	13:17.11
61 Stutz, Kathleen J	31	SFTL	13:19.05
62 Bechhoefer, Marta	46	CRUZ	13:20.00
63 Mason, Margaret M	42	GKMS	13:20.00
64 Lee, Cindy S	56	SMM	13:20.00
65 Hibben, Veronica	57	UCLA	13:20.00
66 Ciraulo, Christie	60	UCLA	13:20.01
67 Riley, Jayne E	50	SRVM	13:26.45
68 Finch, Merry B	59	YCMS	13:26.73
69 McCleary, Jackie L	50	LGSR	13:30.00
70 DeLalla, Laurie B	32	CRUZ	13:30.25
71 Dills, Suzanne L	69	PSM	13:30.42
72 Price, Patricia L	51	DAM	13:31.68
73 Cushman, Susan	51	LVM	13:31.68
74 Phalen, Jennifer R	49	DAM	13:35.10
75 Ogilvie, Carol M	58	USF	13:40.00
76 Moore, Sheila E	55	PSM	13:42.18
77 Hull, Kim	51	CHIC	13:45.00
78 Gerhan, Martha	52	USF	13:45.00
79 Lerude, Stephanie	50	SNM	13:50.00
80 Eisenman, Judy A	60	TAM	13:50.00
81 Quinn, Phyllis E	58	TOC	13:51.22
82 Howard, Amy	49	QMST	13:54.14
83 Rutherford, Kim A	54	CRUZ	14:00.00
84 Fernandes, Sara	27	QSS	14:00.00
85 Barry, Robin B	47	LVM	14:02.28
86 Thompson, Margaret A	33	MAM	14:10.00
87 Parks, Karen E	48	MELO	14:10.00
88 O'Brien, Karen M	56	PTCO	14:10.00
89 Rinesmith, Jennifer	40	SLAM	14:10.44
90 Menard, Joanne	66	MMAC	14:13.60
91 Slifer, Kathy M	68	NEM	14:17.62
92 Eby, Kate	29	NUTS	14:35.58
93 Goldsmith, Dara	47	LVM	14:40.00
94 Hepworth, Jeri	61	RHMS	14:40.00
95 Lyman, Carolyn B	63	UTAH	14:40.15
96 Summers, Jeanna	60	OREG	14:45.73
97 Henningsen, Andrea H	46	WCM	15:00.00
98 Montrella, Beverly J	67	MVN	15:04.23
99 Shiely, Robyn	58	GBM	15:15.00
100 Singer, Shannon R	44	PSM	15:20.00
101 Kripke, Liz	52	NEM	15:25.00
102 Whiteside, Tina	39	MVM	15:25.75
103 Pohlmann, Mary M	69	SLAM	15:39.09
104 Dutro, Cynthia L	65	MELO	15:48.63
105 Nelson, Debra D	48	MSMA	16:00.00
106 Ho, Judy	28	ROSE	16:00.00
107 Gillies, Judy L	66	ARIZ	16:21.98
108 Clarke, Heather	43	PSM	16:23.00
109 Pinkston, Crystal	28	NUTS	16:30.00
110 Long, Anne B	72	USF	16:55.00
111 Tyler, Sarah L	69	SNM	17:14.22
112 Christenson, Candy J	67	WMAC	17:15.90
113 Conkey, Nancy	69	SNM	17:19.38
114 Dobisz, Elizabeth A	60	QSS	17:30.00
115 Barnitt, Anne E	39	PCCM	18:00.00
116 Schneider, Mary P	61	WMAC	19:00.00
117 Whiter, Peggy S	70	OREG	19:35.44
118 Henderson, Martha J	77	FACT	19:39.49
119 Dillon Stewart, Jane E	71	WMAC	19:50.10

120 Fritz, Jill D	73	ARIZ	19:57.77
121 Fruin, Pat	70	MMM	20:24.00
122 Heuga, Maureen J	70	WCM	22:30.00
123 Kornfeld, Maurine E	92	MVN	22:55.89
124 Sachs, Janet G	77	CMS	23:50.02
125 Hunner, Christine M	63	LOM	24:55.00
126 Pellow, Mary R	65	BAY	28:00.00

#2 Men 1000 Yard Freestyle

Name	Age	Team	Seed Time
1 Nilsson, Eric T	26	NEM	9:23.88
2 Unruh, Steven L	47	NITR	10:02.05
3 Nonaka, Andy J	34	WCM	10:10.00
4 Niemi, Matthew G	40	USF	10:15.50
5 Valdivia, Ricardo J	49	GRSC	10:15.86
6 Albino, Jorge E	39	SYSM	10:16.58
7 Sanchez, Carlos F	27	SMM	10:19.97
8 Hobson, Chip L	46	SNM	10:20.00
9 Santoro, Antonio	31	WLAC	10:20.10
10 Harding, Cole	18	OREG	10:20.48
11 Selinger, Ili R	40	WCM	10:25.00
12 Alley, David W	39	TXLA	10:26.97
13 Wise, Mike	49	CMS	10:30.30
14 Blichfeldt, Tore	50	UC44	10:39.00
15 Vela, Stanley A	52	NBA	10:40.00
16 Shake, Scott D	56	ARIZ	10:42.00
17 Gallagher, Douglas J	38	AGUA	10:45.00
18 Mc Conica, Jim	63	VCM	10:48.25
19 Lucero, Michael D	43	ROSE	10:48.68
20 Hoftyzer, Ernie	44	DAM	10:49.01
21 Rossbach, Alexander S	23	DAM	10:50.00
22 Scannell, Michael G	50	ROSE	10:50.00
23 Berg, Chris	29	WIND	10:54.60
24 Foster, Ryan F	38	WIND	10:54.60
25 Mc Kay, Matthew G	42	TOC	10:55.00
26 Collins, Michael D	48	NOVA	10:56.81
27 Ash, Jeffrey M	37	NEM	11:00.03
28 Leimkuhler, Kyle T	26	MVM	11:00.29
29 Evans, Mark E	56	DAM	11:03.99
30 Gogulski, David H	45	NITR	11:12.61
31 Kaiser, Carl J	26	WMAC	11:15.00
32 Rudloff, Christian E	26	TOC	11:15.05
33 Jones, Kenton R	46	SDSM	11:16.79
34 Mc Cracken, Bill	52	TVM	11:18.84
35 Brenner, Bill	55	SYSM	11:19.00
36 Doucet, Douglas C	38	NEM	11:20.00
37 Hopson, Bruce E	48	SLAM	11:28.03
38 Townsend, Scott	60	LVM	11:29.50
39 Chapman, John F	43	CRUZ	11:30.00
40 Lam, Bryan	32	ECAM	11:30.00
41 Kain, Peter K	50	FREM	11:30.00
42 Passos, Andre	40	ROSE	11:30.00
43 Ireland, Bill	54	SCAQ	11:30.00
44 Mellinger, Jeff R	35	WCM	11:30.00
45 Bond, Chris S	47	WCM	11:33.00
46 Clemmons, Jim	64	MAM	11:39.50
47 Keck, Mike	54	TOC	11:40.00
48 Allen, Robbie E	48	VCM	11:42.22
49 Sherry, Steve K	47	LGSR	11:45.00
50 Phillips, Daniel L	51	PSM	11:45.00
51 Beck, John L	44	ARIZ	11:45.50

**2014 Nationwide USMS Spring Nationals
George Haines International Swim Center
Psych Sheet - Thursday, May 1, 2014**

#2 ... (Men 1000 Yard Freestyle)

52	Reudy, Tom	59 SMM	11:48.00
53	Adams, William A	47 L4S	11:50.03
54	Moy, Kevin R	22 STAN	11:51.50
55	Coates, Ed M	48 TXLA	11:52.00
56	Petrilla, Eric A	44 SNM	11:52.77
57	Durieux, Chad A	34 ROSE	11:55.33
58	Nakahodo, Sidney	38 NCYM	11:57.00
59	Rhodes, Kevin R	21 DUCK	12:00.00
60	Sherrill, Mike	64 TOC	12:00.00
61	Donlon, Kevin H	35 USF	12:00.00
62	Sorg, Jack H	57 MVM	12:09.58
63	Kerns, Hubie	64 VCM	12:11.46
64	Gruber, Glenn A	64 VCM	12:11.81
65	Stevens, Craig W	61 1776	12:15.00
66	Mellon, Jim	51 UC39	12:15.00
67	Nelson, John P	60 JAMM	12:15.81
68	Landis, Tom	72 OREG	12:20.51
69	Blumenthal, Jeffrey S	60 IM	12:29.00
70	Rowland, Alan D	57 DAM	12:30.00
71	Mac Donell, Brett A	48 WCM	12:30.00
72	Ferroggiaro, Fred	60 TOC	12:30.01
73	Hendrick, Marty	56 SFTL	12:30.88
74	Dantas-McCutcheon, Matt	25 L4S	12:35.23
75	McColly, Michael	68 PSM	12:40.00
76	Rudloff, Edward	66 TOC	12:41.50
77	Hoffman, Kevin T	57 CONN	12:45.00
78	Foreaker, Don	61 SRM	12:45.00
79	Ridinger, Kim S	62 USF	12:45.50
80	Otto, Joseph N	55 DAM	12:50.00
81	Schwessinger, Benjamin	31 DAM	12:50.00
82	Sanchez, Ralph	23 ROSE	12:53.00
83	Small, Stephen A	61 UC38	13:00.97
84	Mc Ginley, Patrick B	50 ROSE	13:15.90
85	Ahlgren, Kyle R	38 NCYM	13:18.41
86	Kern, Paul E	45 NCMS	13:20.00
87	Conner, Christopher P	53 UC38	13:20.90
88	Hassan, Mazen K	46 CVMM	13:24.11
89	Brown, Randy I	66 SMM	13:30.00
90	Carew, Michael P	64 OREG	13:30.80
91	Lintz, Steve	63 SNM	13:44.53
92	Saplys, Al	66 MICH	13:49.31
93	Mc Gregor, Cary D	63 MAM	14:00.00
94	Sullivan, Neil	56 WCM	14:00.00
95	Walker, Joseph R	72 SNM	14:21.82
96	McLachlan, Murray L	73 MELO	14:30.00
97	Knopf, Thomas H	66 TOC	14:30.00
98	Faust, Leland H	67 TOC	14:39.00
99	Gallagher, Drury J	75 XCEL	14:40.00
100	Woodruff, Michael	68 BAM	14:57.70
101	Owens, Robert A	67 VCM	15:21.57
102	Colonnese, Michael A	70 MVN	15:25.00
103	Ness, Kerry	44 PSM	15:30.00
104	Valvano, John J	57 CMS	15:35.00
105	McCarty, Thomas E	68 TOC	15:40.00
106	Hamilton, Raymond H	70 AKMS	15:43.70
107	Van Zant, Bob K	57 SMM	15:45.00
108	Michael, Martin D	70 MELO	16:00.00
109	Moore, Michael W	63 USF	16:20.00
110	MacMahon, John	50 GBM	16:23.46

111	Boyle, Michael F	62 RMST	16:35.18
112	Carey, George L	71 UC33	16:40.71
113	Jacobsen, Jeff J	70 PSM	17:00.00
114	Johansson, Kenneth R	45 WH2O	17:00.00
115	Terusaki, Steven H	60 ALB	17:15.00
116	Blake, William V	77 MOST	17:30.00
117	Class, Patrick L	65 SNM	17:35.45
118	Cannan, Patrick	73 NCMJ	17:40.00
119	Miller, Jamie A	59 NCMS	18:19.45
120	Mayo, Robert W	80 WCM	18:30.00
121	Thomas, Nate	76 ZEN	18:50.08
122	Bakke, Peter L	72 BAM	18:59.40
123	Conkey, Jim	82 SNM	19:26.10
124	Horton, Jack I	77 DAM	19:55.00
125	Fritz, Jack R	81 ARIZ	21:17.20
126	Forgione, David J	59 MICH	21:30.80
127	McDanal, Steven K	70 CMS	22:15.00
128	Scovel, Tom S	75 WCM	24:00.00
129	Larson, E Ole	93 NCMS	24:33.61

#3 Women 1650 Yard Freestyle

	Name	Age	Team	Seed Time
1	Zamanian, Alison H	44	WCM	17:45.59
2	Richardson, Lindsay	34	MICH	18:19.57
3	Anderson, Sydney E	22	PSM	19:10.52
4	Jones, Eney	53	DAMM	19:15.22
5	Fischer, Amy E	38	FGST	19:25.88
6	Najjar, Ellie S	52	CMS	19:36.68
7	Lee, Kristi D	38	SAWS	19:44.67
8	Tomac, Jayna M	42	OREG	19:45.00
9	Meyer, Marguerite	55	TOC	19:59.00
10	Vanderpoel, Nicole L	49	CMS	20:10.50
11	Hertzner, Cynthia J	44	CRUZ	20:15.00
12	Richardson, Kim G	45	CMS	20:15.07
13	Phifer, Katy K	40	LVM	20:20.00
14	Zahorik, Barbara T	50	IM	20:30.00
15	Weiderman, Jennifer	47	CVMM	20:34.20
16	Bullock, Sarah A	48	PSM	20:45.00
17	Goldberg, Michelle L	45	DAM	20:51.27
18	Sondgroth, Tracey A	41	MELO	21:00.00
19	Hagadorn, Heather	49	CMS	21:01.07
20	Wilson, Ann S	39	CRUZ	21:06.00
21	VonJentzen, Emily	31	KATS	21:06.37
22	Sullivan, Shannon D	38	NCYM	21:08.41
23	Couch, Stephanie D	49	MELO	21:14.70
24	Beeman, Ashley C	42	CONN	21:22.18
25	Sitzmann, Amy K	34	TVM	21:31.65
26	Helmrich, Susan P	58	LNRS	21:35.00
27	Wetzler, Kari	33	PSM	21:38.78
28	May, Jennifer L	45	WMAC	21:40.01
29	Wegner, Karin M	41	LVM	21:42.66
30	Denison, Stephanie	43	SMST	21:42.93
31	Bjerknes, Wendy L	44	SMM	21:43.11
32	Bulman, Robin A	48	SRM	21:47.06
33	Reece, Katherine F	38	CHIC	21:47.93
34	Conkey, Sarah J	24	SNM	21:50.25
35	Gregory, Ellen D	50	INDY	22:00.00
36	Rogers, Lori J	43	WCM	22:12.12
37	Hansel, Neila	38	WCM	22:14.41
38	Thayer, Marieke	52	SDSM	22:16.83
39	Volz, Kristin R	40	SFTL	22:25.99

40	Saul-Zachau, Joanne	55 LVM	22:36.44
41	Tracy, Shari J	51 NBA	22:44.31
42	Van Cleave, Julie M	55 WMAC	22:53.74
43	Mitchell, Alison A	59 MVN	22:59.39
44	Schulbach, Cathy	60 LGSR	23:20.00
45	Nicholson, Nancy A	57 SCA	23:31.06
46	Shoenberger, Linda R	66 TAM	23:35.40
47	Bauer, Jeannette M	64 SCA	23:42.66
48	Kemp, Cindy D	57 RAMS	23:59.00
49	Boyer, Karen L	58 PCCM	24:19.35
50	Strauss, Judy	59 MELO	24:38.22
51	Connolly, Petie	60 MMMS	24:41.61
52	Dillon, Sally A	67 PSM	24:49.45
53	Zucconi, Lin	63 WCM	26:10.31
54	Blew, Susan	61 LNRS	26:30.00
55	Wright, Jill M	63 SAWS	26:34.33
56	Stengel, Alta F	73 SDSM	26:36.65
57	Marr, Jackie M	70 SDSM	26:38.80
58	Latham, Kate D	61 MVM	26:44.00
59	Conte, Kathy	67 MELO	27:04.20
60	Williams, Anne H	75 SDSM	27:10.02
61	Munn, Susan L	75 DAM	27:30.00
62	Scott, Stephanie I	67 WCM	28:00.00
63	Tevis, Maggie H	66 RHMS	28:14.80
64	Lavin, Mary Anne	65 CONN	28:51.64
65	Miller, Jan	75 ARIZ	28:59.69
66	Casey, Kathrine J	65 PSM	29:09.30
67	Shockro, Ellen K	71 UCLA	29:09.77
68	Hlavacek, Ida M	72 VMST	31:11.03
69	Baptista, Barbara O	67 MAM	31:30.00
70	Arnold, Patricia F	75 SMS	31:50.15
71	White, Susan E	71 TCAM	33:23.53
72	Kay, Ann	80 MELO	35:00.00
73	Bensu, Janet L	81 USF	39:41.67

#4 Men 1650 Yard Freestyle

	Name	Age	Team	Seed Time
1	Ryan, Keith	30	SON	16:59.95
2	Rodrigues, Gerry A	51	T-26	17:05.00
3	Bullock, Ryan D	29	LAPS	17:10.00
4	Erwin, Jeff T	49	SAWS	17:14.87
5	Kiedel, Michael	38	SMM	17:15.00
6	Shaffer, Mike G	48	VCM	17:23.08
7	Nelson, Kirk	43	PSM	17:23.71
8	Alders, Alec	25	ROSE	17:30.18
9	Roper, Matthew D	33	DAM	17:54.27
10	Lemke, Zebron J	33	AAM	17:59.28
11	Ecklund, Tait C	32	ROSE	18:00.00
12	Gans, Egan	28	TOC	18:00.00
13	Chebotarev, Oleg	45	JAM	18:01.00
14	Schab, Barry T	46	CLOV	18:05.03
15	Girard, Alex J	31	CMS	18:05.62
16	Callaghan, Mark B	34	DAM	18:09.00
17	Autissier, Patrick	51	NEM	18:11.00
18	Gallagher, Jose-Luis	37	L4S	18:13.80
19	Tallman, Karl G	55	CRUZ	18:15.00
20	Bird, Clark M	43	MSMA	18:15.00
21	Jackson, Keith	51	FGST	18:20.00
22	Altman-Kurosaki, Jonas Y	25	AGUA	18:21.67
23	Winkler, Gates R	25	MVM	18:21.67
24	Rosales Yopez, Jose R	28	MINN	18:22.75

2014 Nationwide USMS Spring Nationals
George Haines International Swim Center
Psych Sheet - Thursday, May 1, 2014

#4 ... (Men 1650 Yard Freestyle)

25 Bosley, Douglas M	51 NEM	18:29.00	84 Mills, Jack S	67 DAM	23:00.10
26 Jezek, Jacob J	20 LVM	18:30.00	85 Willert, Dan T	71 WCM	23:30.50
27 Dunn, Joe S	56 SRM	18:30.01	86 Willis, Gregory B	65 LAPS	23:37.00
28 Kooy, Jan F	41 UC38	18:42.41	87 Burson, William W	69 CMS	24:30.00
29 Hochstrasser, James B	29 QUAC	18:47.50	88 Van Horn, William G	75 TOC	25:00.00
30 McGiffin, Chris D	48 BERK	18:51.88	89 Pierce, Donald A	68 RHMS	25:01.00
31 Oeler, Kurt	47 TOC	18:57.00	90 Fasbender, Barry A	76 SMM	25:32.92
32 Seibt, Andreas K	56 IM	19:00.00	91 Raffaelli, Larry L	71 VCM	25:45.00
33 Snyder, Daniel B	46 LGSR	19:01.39	92 Rauch, Will	79 LVM	26:00.00
34 Batchelder, John R	33 CMS	19:02.16	93 Bleuel, Bart S	72 VCM	27:00.00
35 Brancamp, David J	52 SNM	19:04.56	94 Lane, Ed V	75 WCM	27:40.08
36 Miller, Matt	36 OREG	19:04.84	95 Norris, Robert F	75 DAM	28:44.00
37 Connolly, Darrin T	42 BAY	19:07.10	96 Wood, Craig A	73 ETEX	28:50.00
38 Koehler, Doug J	48 CVMM	19:10.35	97 Beach, Robert E	83 SPM	30:30.00
39 Gothberg, Brad A	51 WCM	19:15.00	98 Mullins, Stephen M	81 IM	31:30.00
40 Bell, Alan	64 PSM	19:20.00	99 Grohe, William E	80 USF	34:08.42
41 Pardo, Robert R	40 SFTL	19:20.67			
42 Wilwerding, Geoff E	52 PSM	19:28.00			
43 Smith, David J	26 CMS	19:30.00			
44 Burks, Robert M	43 SNM	19:30.00			
45 Evans, Ryan V	28 SNM	19:35.00			
46 Archer, Branch T	54 UC26	19:36.82			
47 Drake, Kevin W	57 HIMA	19:37.37			
48 Mehech, Maximiliano C	52 SCSC	19:40.00			
49 Bennett, Michael L	53 CRUZ	19:47.22			
50 Waud, Timothy P	46 OREG	19:53.01			
51 Hatch, Eric	39 CMS	19:55.17			
52 Kenny, Daniel B	56 SMM	19:58.83			
53 Gordon, Flash	34 USF	19:59.22			
54 Mc Caffery, Michael G	60 TOC	20:00.00			
55 Abersold, Glenn	41 TVM	20:00.00			
56 Allen, Chuck F	50 WCM	20:00.00			
57 Clark, David L	56 WMAC	20:09.90			
58 Heaney, Michael P	47 WCM	20:10.49			
59 Hubert, Craig J	49 JAM	20:12.32			
60 Winter, Doug	45 PSM	20:14.12			
61 Modjeska, Mark E	61 ARIZ	20:17.98			
62 Waldron, Edward C	47 CVMM	20:19.66			
63 Westergaard, Rob	45 DAM	20:20.00			
64 Walker, John A	46 USF	20:21.00			
65 Cirone, Nicholas A	25 UC38	20:23.68			
66 Adams, Arthur D	22 WCM	20:25.76			
67 Hale, Dave	58 SRM	20:30.00			
68 Ottati, Dean	54 WCM	20:37.00			
69 Cook, Doug J	51 WCM	20:55.18			
70 Virtue, Paul A	62 USF	20:59.65			
71 Suttle, Michael	61 CAPO	21:00.00			
72 Wilson, Joel R	65 CRUZ	21:00.00			
73 Ryan, James	61 GSM	21:09.20			
74 Phipps, Tom	60 OREG	21:26.36			
75 Radcliff, David A	80 OREG	21:34.85			
76 Underbrink, Dan	57 PSM	21:35.30			
77 Rosen, Robert A	64 CVMM	21:47.13			
78 Lawrie, Jim	67 SNM	21:58.38			
79 Haris, Lee D	60 TOC	22:30.00			
80 Foote, David E	64 UC33	22:44.37			
81 Elliott, Frank C	61 SMM	22:45.00			
82 Knuth, Clark A	65 WMAC	22:49.99			
83 Ralphs, Tony	70 SDSM	22:57.03			

Day 2 – Friday, May 2

Warm-up

6:30 a.m.-7:45 a.m.

Check-in Deadline for Day 2

The 400 IM is a positive check-in event. Check-in may be done in person at the registration area or online at usms.org.

Fri., May 2	400 IM	7:00 a.m.
-------------	--------	-----------

PLEASE NOTE:

If you do not check in by the deadline, you will not be seeded; there are no exceptions.

Meet Start Time

8:00 a.m.

Women	Event	Men
5	400 IM	6
	30 minute warm-up in competition pool	
	Ransom Arthur Award presentation (10 minutes)	
7	100 butterfly	8
9	50 freestyle	10
11	200 backstroke	12
13	100 breaststroke	14
15	200 mixed free relay	15
17	200 medley relay	18

Entry Deadline for Day 3 (Saturday) Relays

Relays must be turned in at the relay desk.

Fri., May 2	women's 200 freestyle relay men's 200 freestyle relay	3:00 p.m.
-------------	--	-----------

2014 Nationwide USMS Spring Nationals
George Haines International Swim Center
Psych Sheet - Friday, May 2, 2014

#5 Women 400 Yard IM

Name	Age	Team	Seed Time
1 Modrov, Priscilla A	26	UC04	4:30.57
2 Yamauchi, Penelope R	24	SRM	4:37.00
3 McWilliams, Katie L	30	ALEX	4:42.07
4 Hintermeister, Julie L	26	GLTR	4:48.36
5 Bimson, Sarah C	35	DAM	4:50.00
6 Emig, Briana J	23	LVM	4:50.00
7 Mangan, Natascha R	24	OREG	4:50.00
8 Smith, Molly A	22	NEM	4:50.96
9 Kelsey, Jane M	38	LRC	4:51.14
10 Richardson, Lindsay	34	MICH	4:53.28
11 Day, Nadine K	43	INDY	4:55.49
12 Friend, Jillian T	27	CVMM	4:55.84
13 Limke, Tobi L	39	NBAC	4:56.48
14 Clark, Allison R	23	OREG	4:59.59
15 Chase, Courtney B	31	TSUN	5:00.00
16 Burmood, Erica S	22	WIND	5:00.00
17 Vandam, Kathryn E	29	HOPK	5:00.08
18 Lee, Jodi L	36	CMS	5:00.91
19 Perez, Elisa C	18	WMAC	5:01.00
20 Togias, Anna	28	NOVA	5:02.00
21 Steffe, Kathleen	51	CMS	5:06.44
22 Hernandez, Jill S	53	WCM	5:08.10
23 Phifer, Katy K	40	LVM	5:08.99
24 Koht-Phippis, Alicia M	33	SCSC	5:09.55
25 Ward, Lisa A	50	WCM	5:10.00
26 Reece, Margaret E	42	WCM	5:12.51
27 Keeler, Susan E	35	WCM	5:15.00
28 Chang, Esther S	41	TAM	5:15.40
29 Perrotte, Jennifer K	34	NCMS	5:16.37
30 Sondgroth, Tracey A	41	MELO	5:20.64
31 Najjar, Ellie S	52	CMS	5:21.49
32 Hertzler, Cynthia J	44	CRUZ	5:23.70
33 Framke, Erin C	40	CMS	5:24.77
34 Harang, Tracie A	42	AKMS	5:25.00
35 Cook, Jenny L	56	UCLA	5:25.03
36 Stuart, Julie	40	GKMS	5:25.19
37 Davidson, Michelle L	43	GSM	5:27.30
38 Meyer, Marguerite	55	TOC	5:28.00
39 Tiedemann, Kate A	45	WM	5:28.48
40 Masuda, Megumi	40	SCSC	5:30.00
41 Blessing, Leigh Ann	44	TCAM	5:31.00
42 Sullivan, Shannon D	38	NCYM	5:31.64
43 Kramer, Stephanie	39	NOVA	5:31.71
44 Bullock, Sarah A	48	PSM	5:35.00
45 Sacknoff, Nelle R	32	USF	5:35.10
46 Beeman, Ashley C	42	CONN	5:35.72
47 Vanderpoel, Nicole L	49	CMS	5:38.50
48 Chinn, Sarah M	30	MAM	5:40.00
49 Davis, Charlotte M	64	PSM	5:40.00
50 Asnault, Wendy	45	CHIC	5:40.55
51 Perry, Rebecca R	49	MAM	5:40.82
52 Ho, Judy	28	ROSE	5:41.65
53 Couch, Stephanie D	49	MELO	5:41.86
54 Billeter, Bridget A	42	WCM	5:44.00
55 Jensen, Sue	53	NEM	5:44.50
56 Segerson, Karen E	39	PSM	5:44.98
57 Wetzler, Kari	33	PSM	5:45.00
58 Giovanni, Melissa K	34	LVM	5:50.00

59 Garforth, Emma	46	DAM	5:51.76
60 Koehler, Deanna C	44	CVMM	5:52.82
61 Chow, Caroline M	34	MAM	5:52.82
62 VonJentzen, Emily	31	KATS	5:52.96
63 Dawson-Cook, Susan E	51	ARIZ	5:55.49
64 Kerley, April D	35	SWOM	5:55.60
65 Bechhoefer, Marta	46	CRUZ	5:56.00
66 Ogilvie, Carol M	58	USF	5:58.00
67 Thayer, Marieke	52	SDSM	5:58.70
68 Mason, Margaret M	42	GKMS	5:59.00
69 Sheeper, Lisa M	49	MELO	6:00.00
70 Kohn, Catherine K	61	SLAM	6:00.00
71 Smith, Angela R	39	WCM	6:00.00
72 Lindstrom, Chris	41	MVM	6:00.40
73 Barna, Heather K	43	NEM	6:03.19
74 Barry, Robin B	47	LVM	6:05.86
75 Larson, Linda L	58	SFTL	6:11.21
76 Welsh, Mary	60	TCAM	6:15.00
77 Steil, Tamara R	59	MICH	6:15.44
78 Mitchell, Alison A	59	MVN	6:17.42
79 Quinn, Phyllis E	58	TOC	6:17.51
80 Hickel, Jessie J	55	BWAQ	6:17.59
81 Goldsmith, Dara	47	LVM	6:19.05
82 Slifer, Kathy M	68	NEM	6:20.66
83 Halbrook, Kirsten R	45	MAM	6:30.00
84 Stutz, Kathleen J	31	SFTL	6:30.15
85 Gettling, Janet	65	OREG	6:35.88
86 Schulbach, Cathy	60	LGSR	6:36.57
87 Lyman, Carolyn B	63	UTAH	6:40.21
88 Rogers, Lori J	43	WCM	6:42.00
89 Barnea, Daniela	70	STAN	6:42.15
90 Volz, Kristin R	40	SFTL	6:43.60
91 Clarke, Heather	43	PSM	6:47.00
92 Powell, Susie W	61	NUTS	6:50.00
93 Seaton, Jessica W	61	WH2O	6:50.00
94 Rutherford, Kim A	54	CRUZ	7:00.00
95 Dutro, Cynthia L	65	MELO	7:05.53
96 Pohlmann, Mary M	69	SLAM	7:09.02
97 Thomas-Will, Marji	66	CHIC	7:20.00
98 Cushman, Susan	51	LVM	7:20.10
99 Kaguni, Laurie S	61	MICH	7:20.89
100 Ehrke, Nancy L	60	WMAC	7:23.00
101 Young, Lydia L	65	CMS	7:23.70
102 Roost, Jennifer	40	LOM	7:25.00
103 Singer, Shannon R	44	PSM	7:30.00
104 Scott, Stephanie I	67	WCM	7:45.00
105 Casey, Kathrine J	65	PSM	7:48.07
106 Myer, Cynthia J	61	IMSC	7:51.82
107 Latham, Kate D	61	MVM	8:00.00
108 Stretch, Nancy	74	TOC	8:10.00
109 Miller, Jan	75	ARIZ	8:23.94
110 Hlavacek, Ida M	72	VMST	8:29.80
111 Long, Anne B	72	USF	8:50.00
112 Moure de Godoy, Elva	53	WMST	8:55.00
113 Callison, Barbara F	81	RINC	9:34.36
114 Norris, Roswita D	71	DAM	11:34.60
115 Morton, Judith L	75	WCM	12:00.34

#6 Men 400 Yard IM

Name	Age	Team	Seed Time
1 Nilsson, Eric T	26	NEM	3:58.92

2 Brundage, Patrick W	47	UC48	4:15.17
3 Larsen, Carl G	36	WH2O	4:17.12
4 Ryan, Keith	30	SON	4:17.50
5 Santos, Roque J	46	WCM	4:18.22
6 Santoro, Antonio	31	WLAC	4:20.21
7 Mariniuk, Sergey O	45	SCSC	4:21.57
8 Tuchler, Jim	49	IM	4:22.00
9 Ignatov, Alex	32	FOG	4:24.00
10 Rasmussen, Anders M	50	TXLA	4:24.24
11 Phelan, Darren D	50	STAN	4:24.63
12 Jezek, Jacob J	20	LVM	4:25.00
13 Simoni, Evan V	24	TOC	4:25.25
14 Friend, Jay J	24	CVMM	4:27.50
15 Wharton, Dave L	44	NAM	4:28.17
16 Sauer, Jim	57	TXLA	4:29.05
17 Ecklund, Tait C	32	ROSE	4:30.54
18 Colella, Rick	62	PSM	4:31.69
19 Gallagher, Jose-Luis	37	L4S	4:31.78
20 Finney, Peter C	46	MAM	4:31.92
21 Erwin, Jeff T	49	SAWS	4:31.94
22 Valdivia, Ricardo J	49	GRSC	4:32.35
23 Alders, Alec	25	ROSE	4:33.11
24 Nelson, Kirk	43	PSM	4:33.24
25 Swick, John T	30	ARIZ	4:33.71
26 Reid, Cameron D	53	LAMV	4:35.00
27 Mc Kay, Matthew G	42	TOC	4:35.48
28 Shaffer, Mike G	48	VCM	4:35.77
29 Scott, Greg C	54	CMS	4:38.05
30 Lucero, Michael D	43	ROSE	4:38.64
31 Smith, David J	26	CMS	4:39.00
32 Shake, Scott D	56	ARIZ	4:41.14
33 Jenkins, Timothy J	52	IM	4:41.20
34 Hancock, Thomas	50	RATS	4:41.25
35 Altman-Kurosaki, Jonas Y	25	AGUA	4:41.47
36 Hale, William C	43	ECAM	4:42.53
37 Phillips, Daniel L	51	PSM	4:44.31
38 Jackson, Scott J	39	NOVA	4:44.46
39 Bird, Clark M	43	MSMA	4:45.00
40 Evans, Ryan V	28	SNM	4:45.00
41 Angel, Jorge I	46	TVM	4:45.00
42 Wood, Nick	25	OREG	4:45.01
43 Evans, Mark E	56	DAM	4:45.38
44 Yeomans, Scott	50	GSM	4:45.90
45 Dyer, Andy	55	AWJ	4:47.57
46 Batchelder, John R	33	CMS	4:47.61
47 Blatnik, Jeffrey	34	NOVA	4:48.63
48 McCool, Chris	49	PALM	4:48.99
49 Berg, Chris	29	WIND	4:49.49
50 Gallagher, Douglas J	38	AGUA	4:50.00
51 Antonick, Gary M	51	STAN	4:50.00
52 Ellis, Andrew F	45	TERR	4:50.00
53 Koehler, Doug J	48	CVMM	4:50.30
54 McGiffin, Chris D	48	BERK	4:50.48
55 Collins, Michael D	48	NOVA	4:51.14
56 Edge, Jonathan A	47	SCMC	4:51.32
57 Hopson, Bruce E	48	SLAM	4:51.80
58 Frentsos, Paul J	52	TSUN	4:53.71
59 Smith, David M	56	CRUZ	4:54.00
60 Alban, Doug M	27	NBAC	4:54.44
61 Borton, Dan	46	ROSE	4:54.56
62 Martin, Matthew J	28	ROSE	4:54.60

**2014 Nationwide USMS Spring Nationals
George Haines International Swim Center
Psych Sheet - Friday, May 2, 2014**

#6 ... (Men 400 Yard IM)			122 Dennis, D Craig	68 WCM	5:42.55
63 Lemke, Zebron J	33 AAM	4:55.00	123 Grant, Bill A	64 BAM	5:45.00
64 Guan, Frank	31 MVM	4:55.00	124 Wilson, Joel R	65 CRUZ	5:45.00
65 Hamilton, Nathan	45 SNM	4:55.19	125 Kim, Gene B	27 SCAQ	5:45.00
66 Strickland, Robert L	54 MSMA	4:55.25	126 Hale, Dave	58 SRM	5:45.00
67 Brown, Adam R	33 ELG	4:55.56	127 Boggs, Paul T	70 TVM	5:45.00
68 Rosales Yepez, Jose R	28 MINN	4:55.81	128 Blumenthal, Jeffrey S	60 IM	5:45.40
69 Kaiser, Carl J	26 WMAC	4:56.56	129 Landis, Tom	72 OREG	5:45.45
70 Smith, Ben	27 DKTA	4:56.57	130 Raine, Charlie	54 LAPS	5:50.00
71 Nootbaar, Tom T	50 WCM	4:57.36	131 Campbell, Chris	53 MVM	5:50.00
72 Muir, Scott	40 SNM	4:57.46	132 McColly, Michael	68 PSM	5:51.00
73 Volpp, Bryan D	56 WCM	4:57.80	133 Freshley, Mike R	73 SDSM	5:55.44
74 Allen, Robbie E	48 VCM	4:58.22	134 Goodlin, Tom	54 PSM	5:57.32
75 Mc Bride, Patrick F	44 USF	4:58.50	135 Kennedy, James B	62 CMAM	5:58.08
76 Stephenson, Dan	57 ROSE	4:58.63	136 Ahlgren, Kyle R	38 NCYM	6:03.63
77 Tainty, Chris J	54 CRUZ	4:59.10	137 Saplys, Al	66 MICH	6:07.28
78 Scott, Chad	39 LIB	4:59.80	138 Corris, Robert B	69 WMAC	6:12.45
79 Benucci, Lorenzo	46 AWJ	5:00.00	139 Willis, Gregory B	65 LAPS	6:15.41
80 Oreizi, Justin D	24 DUCK	5:00.00	140 Ugarkovich, David M	66 TVM	6:15.50
81 Seibt, Andreas K	56 IM	5:00.00	141 Azarfar, Shone	64 SCSC	6:30.00
82 Ponthier, Chuck	51 LAPS	5:00.00	142 Lauer, William J	79 GKMS	6:38.00
83 Gilchrist, Donald B	60 NCMS	5:00.00	143 Daniels, Larry N	68 MAAC	6:40.00
84 Keim, John	39 ROSE	5:00.83	144 Pierce, Donald A	68 RHMS	6:41.70
85 Iwamoto, Satori	28 DAM	5:02.00	145 Bergman, John	72 UC30	6:45.00
86 Reudy, Tom	59 SMM	5:02.00	146 Foote, David E	64 UC33	6:53.00
87 Burks, Robert M	43 SNM	5:02.00	147 Shaffer, Craig A	67 ARIZ	6:56.00
88 Matysek, Jim	54 SYSM	5:02.09	148 McCarty, Thomas E	68 TOC	6:58.00
89 Chan, Andy	51 MELO	5:02.47	149 King, Edward V	62 TOC	7:00.00
90 Rogers, Randy	55 PSM	5:03.93	150 Hamilton, Raymond H	70 AKMS	7:05.40
91 Kintner, Avery C	52 MVN	5:04.00	151 Fasbender, Barry A	76 SMM	7:10.40
92 Pfaltzgraff, Mark	52 WMAC	5:04.08	152 Sawyer, Dennis L	70 PSM	7:30.00
93 Clemmons, Jim	64 MAM	5:05.50	153 Ronay, Peter E	71 ROSE	7:30.00
94 Valley, Eric	52 MOVY	5:05.79	154 Peterson, Dick A	77 PSM	7:33.00
95 Stanback, John	60 CMS	5:06.80	155 Van Horn, William G	75 TOC	7:55.00
96 Archer, Branch T	54 UC26	5:06.95	156 Weber, Richard A	63 MM	8:00.00
97 Edwards, Kenneth S	59 UC38	5:08.25	157 Bleuel, Bart S	72 VCM	8:00.00
98 Waud, Timothy P	46 OREG	5:08.50	158 Miller, Jamie A	59 NCMS	8:07.43
99 Shestakov, Alek I	65 OAK	5:10.00	159 Mitchell, Tom	81 SDSM	8:15.99
100 Miller, Matt	36 OREG	5:12.69	160 Jacobsen, Jeff J	70 PSM	8:30.00
101 Kerns, Hubie	64 VCM	5:13.08	161 Walker, Thomas W	67 PSM	8:45.00
102 Dodson, Phil L	61 IM	5:14.40	162 Grohe, William E	80 USF	10:47.54
103 Dahle, Gene M	54 RAMS	5:15.00			
104 Robnett, Truman J	51 VCM	5:15.32			
105 Clark, David L	56 WMAC	5:15.80			
106 Hatch, Eric	39 CMS	5:16.36			
107 Ozun, Sabri	50 LVM	5:18.00			
108 Knowles, Andy	59 SWIF	5:19.30			
109 Lanterman, Scott J	49 MVM	5:20.00			
110 Templin, Philip John	60 SAWS	5:20.00			
111 Drake, Kevin W	57 HIMA	5:21.12			
112 Tomson, Farol L	42 GERM	5:23.93			
113 Childs, Lee	65 GOLD	5:26.00			
114 Springer, Douglas A	67 ARIZ	5:27.63			
115 Dantas-McCutcheon, Matt	25 LAS	5:30.00			
116 Johnson, Clifford H	62 SNM	5:30.00			
117 Hendrick, Marty	56 SFTL	5:30.88			
118 Crowe, Kevin J	52 SCAQ	5:35.32			
119 Van Nort, Steven	62 LAPS	5:36.51			
120 Jester, Mal	65 WCM	5:40.00			
121 Yensen, Kermit D	60 OREG	5:42.00			



**Colorado
TIME SYSTEMS®**

A **PLAYCORE** Company

TIMING

SCORING

DISPLAYS

THE LEADER IN
COMPLETE AQUATIC SOLUTIONS
SINCE 1972



+1.970.667.1000

WWW.COLORADOTIME.COM

800.279.0111

MAKING TIME COUNT

© 2014

**2014 Nationwide USMS Spring Nationals
George Haines International Swim Center
Meet Program - Friday, May 2, 2014**

#7 Women 100 Yard Butterfly

Lane	Name	Age	Team	Seed Time
Heat 1 of 18 Finals				
2	Young, Lydia L	65	CMS	1:43.87
3	Kranpitz, Nancy	69	WMAC	1:38.60
4	Tyler, A Susan	65	SNM	1:25.26
5	Boak, Carolyn	69	WMST	1:19.20
6	Rockholm, Ellen J	65	KMAN	1:25.02
7	LeClercq, Toni M	66	PSM	1:27.17
8	Dutro, Cynthia L	65	MELO	1:39.44
Heat 2 of 18 Finals				
1	White, Susan E	71	TCAM	2:18.53
2	Hlavacek, Ida M	72	VMST	1:54.37
3	Todd, Diana F	70	SNM	1:35.04
4	Ward, Joy	71	OREG	1:35.00
5	Case, Mary Ann	74	ARIZ	1:44.63
6	Shockro, Ellen K	71	UCLA	2:01.33
7	Henderson, Martha J	77	FACT	2:14.15
8	Morton, Judith L	75	WCM	2:53.70
9	Stupfel, Gloria M	87	SMM	3:50.00
10	Callison, Barbara F	81	RINC	2:24.25
Heat 3 of 18 Finals				
1	Latham, Kate D	61	MVM	2:30.00
2	Gill, Kathy M	60	DAM	1:45.00
3	Kaguni, Laurie S	61	MICH	1:35.25
4	Welsh, Mary	60	TCAM	1:20.00
5	Val, Laura B	62	TAM	1:08.00
6	Ciraulo, Christie	60	UCLA	1:14.16
7	Kennedy, Aud	61	CRUZ	1:32.20
8	Stengel, Alta F	63	SDSM	1:41.05
9	Stanton, Susan G	61	MAM	1:54.70
10	Lincoln, Chelsea B	28	GAJA	1:16.71
Heat 4 of 18 Finals				
1	Ogilvie, Carol M	58	USF	1:21.00
2	Neville, Cathy V	56	SDSM	1:18.29
3	Ganze, Cathy	56	SDSM	1:16.03
4	Lippold, Mary B	58	PSM	1:09.20
5	Crowder, Barbara W	56	NCMS	1:11.82
6	Fitzpatrick, Jana B	56	ZEN	1:18.00
7	Feeley, Louise S	55	MELO	1:18.91
8	Flynn, Maureen E	49	NEM	1:26.30
9	Capen, Tasha	47	MELO	1:20.40
10	Nelson, Debra D	48	MSMA	1:40.00
Heat 5 of 18 Finals				
1	Dillan, Gloria	54	PSM	1:19.33
2	Roose, Lynn R	50	IM	1:17.98
3	Caswell, MJ	53	OREG	1:15.00
4	Brown, Claiborne M	50	FREM	1:13.72
5	Edwards, Kris E	52	BGWM	1:12.52
6	Karlin, Olivia	50	WH2O	1:13.65
7	Lepinski, Cokie	54	NUTS	1:14.50
8	Kuwahara, Lisa K	51	UTAH	1:15.31
9	Brannon, Peggy C	54	AKMS	1:18.30
10	Henry, BJ	50	WCM	1:20.54

Heat 6 of 18 Finals

1	Cleavenger, Becky	50	CVMM	1:11.89
2	Stuntzner, Denise E	51	OREG	1:07.49
3	Steffe, Kathleen	51	CMS	1:06.91
4	Delmage, Arlene	51	OREG	1:05.99
5	Block, Andrea J	52	IM	1:03.25
6	Hernandez, Jill S	53	WCM	1:03.45
7	Birnbrich, Beth	50	NAM	1:06.11
8	Cain, Mary M	53	LOM	1:07.48
9	Russell, Jane E	51	DAM	1:11.54
10	Strycker, Jana P	53	NUTS	1:12.51

Heat 7 of 18 Finals

1	Le Febre, Karen J	46	SNM	1:14.36
2	Esparza, Deena	49	SCA	1:13.10
3	Hagadorn, Heather	49	CMS	1:12.00
4	Nelson, Sheila	45	SRM	1:11.00
5	Tiedemann, Kate A	45	WM	1:10.28
6	Perry, Rebecca R	49	MAM	1:10.39
7	Smith, Lori R	48	SAWS	1:11.06
8	Sterzer, Robin S	49	QSS	1:12.87
9	Woodburn, Sheri P	48	LGSR	1:13.78
10	Zafropoulos, Christine	45	ALMA	1:16.23

Heat 8 of 18 Finals

1	Jurey, Mary K	47	TXLA	1:09.15
2	Bullock, Sarah A	48	PSM	1:08.15
3	Ditzler, Kristy	49	TXLA	1:06.67
4	Welting, Laureen K	48	TOC	1:04.50
5	Hill, Laurel S	45	ARIZ	1:02.81
6	Godges, Arlette A	49	SCAQ	1:04.00
7	Cleven, Detra R	45	BSCM	1:05.87
8	Adams, Kari S	48	LVM	1:06.82
9	Jolly, Lynn	48	TOC	1:08.44
10	Schriger, Joan A	49	TOC	1:09.59

Heat 9 of 18 Finals

1	Peroni, Diana H	41	MPM	1:22.03
2	Dean, Kelly S	42	OREG	1:18.00
3	Harvey, Leeann	44	WCM	1:13.25
4	Moss, Bonnie M	42	SNM	1:12.99
5	Strong, Susan D	42	WCM	1:12.10
6	Hertzner, Cynthia J	44	CRUZ	1:13.00
7	Winton, Georgette G	44	FGST	1:13.81
8	Koehler, Deanna C	44	CVMM	1:19.97
9	Raffaelli, Cori P	30	VCM	1:11.00
10	Carney, Monica M	31	CRUZ	1:11.90

Heat 10 of 18 Finals

1	Harris, Stacey	44	NCMS	1:11.16
2	Kehr, Gina I	44	STAN	1:08.25
3	Condor-Fisher, Sarah P	42	MACS	1:07.33
4	Reece, Margaret E	42	WCM	1:06.45
5	Seider, Wenke K	44	OJAI	58.76
6	Eldridge, Beth	44	MOVY	1:01.99
7	McGowan, Mary K	42	CRUZ	1:06.79
8	Stuart, Julie	40	GKMS	1:07.59
9	Blessing, Leigh Ann	44	TCAM	1:10.00
10	McFerron, Deborah W	44	NBA	1:11.50

Heat 11 of 18 Finals

1	Barnitt, Anne E	39	PCCM	1:45.00
2	Arata, Melissa E	37	OREG	1:22.45
3	Kjellberg, Ulrike S	38	NEM	1:20.86
4	Belluomini, Melanie C	36	SRM	1:16.47
5	Reece, Katherine F	38	CHIC	1:13.83
6	Martinez, Heather J	37	CHIC	1:14.97
7	Pearson, Loren J	38	TVM	1:19.52
8	Molina, Patricia A	38	CTS	1:22.00
9	Bickert, Monika	38	MELO	1:30.51
10	Gober, Jelena	31	MMA	1:10.69

Heat 12 of 18 Finals

1	Smith, Angela R	39	WCM	1:12.00
2	Schneider, Erin E	35	WMAC	1:06.50
3	Bracco Comfort, Katie M	38	MELO	1:04.99
4	Hyman, Misty D	35	UC48	1:02.23
5	Lewis, Cynthia J	38	WIND	59.62
6	Richards, Ericka L	36	SRM	1:02.01
7	Simpson, Adrienne R	39	SCSC	1:03.43
8	Skinner, Sonja	37	OREG	1:05.34
9	Pledger, Abby B	39	NBA	1:07.42
10	Wilson, Ann S	39	CRUZ	1:12.00

Heat 13 of 18 Finals

1	Gruenberg, Brigitta M	34	SAWS	1:10.09
2	Van Horn, Alaina L	33	L4S	1:08.79
3	Vorrasi, Catherine M	31	ARIZ	1:08.39
4	Chen, Devon H	33	BAY	1:07.47
5	Estrada, Kris M	30	TSUN	1:06.97
6	Grolle, Jamie V	30	LVM	1:07.00
7	Perrottet, Jennifer K	34	NCMS	1:07.48
8	Koht-Phipps, Alicia M	33	SCSC	1:08.55
9	Howland, Heather A	33	IM	1:09.89
10	Sacknoff, Nelle R	32	USF	1:10.50

Heat 14 of 18 Finals

1	Belliveau, Adrienne C	30	USF	1:05.85
2	Duhaime, Susan A	31	MICH	1:04.00
3	McIntyre, Erin	32	UC32	1:02.94
4	Watanabe, Naoko	31	TOC	1:01.51
5	Mosca, Laura P	32	TSUN	1:01.08
6	Linke, Lyndsey M	34	CMS	1:01.37
7	Bernal, Genevieve M	34	WLAC	1:01.77
8	Chase, Courtney B	31	TSUN	1:03.84
9	Liberty, Laurel M	32	LIB	1:04.87
10	Seidler, Mindy E	34	WMAC	1:06.01

Heat 15 of 18 Finals

1	Young, Charley C	26	UCLA	1:08.45
2	Johnston, Brittany A	27	DKTA	1:07.50
3	Johnson, Robyn	27	DAC	1:06.50
4	Takaki, Carlene A	29	RINC	1:05.00
5	Fuchs, Lauren	27	L4S	1:03.45
6	Frendreis, Lauren	25	ROSE	1:03.52
7	Epperson, Brittany C	28	MSCA	1:05.00
8	Curley, Lindsey C	26	DAM	1:07.45
9	Ho, Judy	28	ROSE	1:08.24
10	Cochrane, Sarah A	26	RHMS	1:09.85

**2014 Nationwide USMS Spring Nationals
George Haines International Swim Center
Meet Program - Friday, May 2, 2014**

Heat 16 (#7 Women 100 Yard Butterfly)

1	Friend, Jillian T	27	CVMM	1:03.10
2	Davidoff, Cara	28	TOC	1:01.50
3	Ballenger, Marie A	27	USF	1:00.00
4	Modrov, Priscilla A	26	UC04	57.60
5	Raatz, Katherine	25	TOC	57.00
6	Kirk, Dana J	29	FREM	57.04
7	Hernandez, Sarah M	29	DAM	57.84
8	Larson, Amanda D	26	DAM	1:00.29
9	Radecke-Noble, Jennifer D	29	TVM	1:02.49
10	Vandam, Kathryn E	29	HOPK	1:03.26

Heat 17 of 18 Finals

1	Barnick, Angela	19	PSM	1:14.30
2	Reizman, Lea	23	NUTS	1:10.50
3	Sheldon, Breanna	24	UCLA	1:10.00
4	Curry, Ellen N	19	DAM	1:06.65
5	Murphey, Corey L	24	STAN	1:04.99
6	Guerrero, Cambridge L	18	LVM	1:05.00
7	Li, Michelle R	24	ECAM	1:07.34
8	O'Kane, Phoebe	23	ECAM	1:10.00
9	Zetocha, Jenny	22	NDSU	1:10.57
10	Streeter, Shannon E	22	ROSE	1:15.00

Heat 18 of 18 Finals

1	Stacy, Jessica	24	OREG	1:04.00
2	Halberstadt, Lexie	22	NDSU	1:00.70
3	Faulkner, Madison M	19	UC33	59.72
4	Shockey, Kayla	20	UC18	58.55
5	Kastes, Katie C	24	TOC	55.29
6	Mangan, Natascha R	24	OREG	58.24
7	Nolte, Jeanette C	22	IM	59.00
8	Burmood, Erica S	22	WIND	1:00.00
9	Wenger, Elise K	22	CHIC	1:01.82
10	Perez, Elisa C	18	WMAC	1:04.00

#8 Men 100 Yard Butterfly

Lane	Name	Age	Team	Seed Time
------	------	-----	------	-----------

Heat 1 of 29 Finals

2	Morner, Stan F	79	WCM	1:57.34
3	Perilman, Jim E	75	WCM	1:39.00
4	Lauer, William J	79	GKMS	1:34.78
5	Goldstein, Mel E	75	INDY	1:35.20
6	Fleming, Jack C	78	USF	1:41.94
7	Grannis, Frank R	89	TOC	2:15.00
8	Mitchell, Tom	81	SDSM	2:02.20

Heat 2 of 29 Finals

2	Bleuel, Bart S	72	VCM	1:41.00
3	Bergman, John	72	UC30	1:27.30
4	Colonnese, Michael A	70	MVN	1:25.00
5	Boggs, Paul T	70	TVM	1:09.00
6	Straka, Peter	71	FTYM	1:18.20
7	Shaw, James F	73	RINC	1:26.50
8	Shaw, Keith D	71	FCMS	1:37.40

Heat 3 of 29 Finals

3	Monohon, Paul E	68	PSM	1:21.00
4	Reichle, Bill	66	BERK	1:20.38
5	Barton, John M	69	SMM	1:20.90
6	Shaffer, Craig A	67	ARIZ	1:22.13
7	Foote, David E	64	UC33	1:32.00
8	Orbison, Dean T	60	AKMS	1:37.01

Heat 4 of 29 Finals

1	Faust, Leland H	67	TOC	1:19.50
2	Derr, John M	65	VCM	1:10.00
3	Young, Julius W	67	USF	1:08.00
4	McPherson, Andrew M	67	DAM	1:05.00
5	Baird, Fred C	66	UTAH	1:03.44
6	Abbott, William A	67	CMS	1:04.75
7	Wright, Larry E	65	PSM	1:06.50
8	Brown, Randy I	66	SMM	1:09.55
9	Rudloff, Edward	66	TOC	1:10.80
10	Saplys, Al	66	MICH	1:19.63

Heat 5 of 29 Finals

1	Dougherty, Michael P	62	BOZE	1:16.92
2	Harter, Phillip M	60	FREM	1:11.50
3	Sterne, Erik A	61	ROSE	1:09.07
4	Grant, Bill A	64	BAM	1:09.00
5	Myers, Greg A	62	TOC	1:05.20
6	Bernard, Alan D	64	TAM	1:05.43
7	Bannan, Charles	62	OREG	1:09.00
8	Suttle, Michael	61	CAPO	1:10.00
9	Pence, Brad	62	CSTS	1:15.00
10	Phipps, Tom	60	OREG	1:18.33

Heat 6 of 29 Finals

1	Mykleby, Geoff L	61	WMAC	1:05.00
2	Bell, Alan	64	PSM	1:03.00
3	Dodson, Phil L	61	IM	1:02.36
4	Hamry, Carl J	60	PSM	59.93
5	Griffith, James M	61	TOC	59.00
6	Hannula, David R	60	PSM	59.50
7	Lautman, Scott M	61	BWAQ	1:00.06
8	Haufler, Steven E	61	OAM	1:02.50
9	Gilchrist, Donald B	60	NCMS	1:03.00
10	Ottersen, Craig M	61	SAC	1:05.15

Heat 7 of 29 Finals

1	Jacobs, Vernon E	53	SDSM	1:10.90
2	King, Ian E	51	GAJA	1:07.84
3	Bathey, Tony E	50	WIND	1:07.25
4	Lloyd, James T	50	ARKM	1:05.80
5	Holtzman, Steven C	50	LNRS	1:05.60
6	Dugan, Bob J	52	SCSC	1:05.70
7	Fuselier, Stephen A	54	AAAA	1:05.94
8	Sewell, Scott M	52	UC38	1:07.50
9	Crowe, Kevin J	52	SCAQ	1:09.65
10	Blumenthal, Mark W	55	IM	1:10.05

Heat 8 of 29 Finals

1	Robert, David W	58	BAM	1:08.03
2	Patocchi, Robert J	58	CMAM	1:05.33
3	Glensk, Mark J	58	KMAN	1:05.00
4	Cutting, Steve	56	TVM	1:04.30
5	Lindstedt, David P	58	LAPS	1:03.11
6	Heather, Michael R	59	MVN	1:03.93
7	Lamour, Didier B	57	MINN	1:04.36
8	Spellberg, Geoff	58	TAM	1:05.00
9	Heeter, Doug	55	LGSR	1:08.00
10	Hoffman, Kevin T	57	CONN	1:10.00

Heat 9 of 29 Finals

1	Smith, Darrell J	57	MINN	1:00.72
2	Heath, Robert H	57	MAM	58.28
3	O'Brien, Kerry L	57	WCM	57.94
4	Kone, Bruce C	56	RICE	56.60
5	Carter, Paul V	56	TOC	55.00
6	Sauer, Jim	57	TXLA	56.37
7	Graham, Donald	59	PSM	57.65
8	Edwards, Kenneth S	59	UC38	58.04
9	Reed, Clay F	57	CRUZ	1:00.00
10	Kline, Jeffrey S	55	MELO	1:03.00

Heat 10 of 29 Finals

1	Dawkins, Douglas R	51	USF	1:05.00
2	Maryatt, Andrew T	53	RAMS	1:04.90
3	Irmas, Todd E	51	CVMM	1:04.57
4	Spivack, Brad	53	MHSA	1:04.25
5	Vargas, Daniel	53	ARIZ	1:04.13
6	Baker, John	51	SMM	1:04.20
7	Podmajersky, Tom E	50	UCI	1:04.50
8	Boileau, Mike	52	CMS	1:04.59
9	Ozun, Sabri	50	LVM	1:05.00
10	Dahle, Gene M	54	RAMS	1:05.29

Heat 11 of 29 Finals

1	Littlefield, Robert A	52	SRVM	1:04.00
2	Washburne, Brent C	52	OREG	1:03.25
3	Powers, Robert M	50	AAM	1:02.50
4	Zoltick, Martin M	51	L4S	1:02.40
5	Fisher, Dennis E	54	CSMT	1:01.50
6	De Cosse, David E	53	CRUZ	1:01.64
7	Henricks, Ed P	51	SNM	1:02.50
8	Ireland, Bill	54	SCAQ	1:02.94
9	Dauginas, Joe	51	UC16	1:03.85
10	Grisa, Thomas M	52	WMAC	1:04.12

Heat 12 of 29 Finals

1	Buchanan, Greg	54	DAM	59.90
2	Nootbaar, Tom T	50	WCM	59.51
3	Chao, Hector	50	WCM	59.03
4	Komissarov, Andrey A	53	SDSM	58.28
5	Morris, Richard L	50	NAM	58.00
6	Antonick, Gary M	51	STAN	58.00
7	Jenkins, Timothy J	52	IM	58.50
8	Scannell, Michael G	50	ROSE	59.50
9	Munatones, Steven M	51	OWSC	59.80
10	Neuman, Larry H	51	RAMS	1:00.29

Heat 13 of 29 Finals

1	Keating, Kevin	50	SMAC	57.00
2	Harvill, Tom	52	WAMS	56.50
3	Helgason, Tryggvi	50	SCMC	55.80
4	Lydecker, Charles H	50	BLU	54.20
5	Sims, David E	51	IM	51.73
6	Phelan, Darren D	50	STAN	53.91
7	Rasmussen, Anders M	50	TXLA	54.99
8	Gibson, Dave	53	IM	56.50
9	Boone, Jon	50	WCM	56.86
10	Kelca, Brian E	53	LAPS	57.00

2014 Nationwide USMS Spring Nationals
George Haines International Swim Center
Meet Program - Friday, May 2, 2014

Heat 14 (#8 Men 100 Yard Butterfly)

1	Hassan, Mazen K	46 CVMM	1:25.00
2	Coates, Ed M	48 TXLA	1:03.00
3	Camacho, Raymond E	49 WH2O	1:02.86
4	Fischer, Niel E	49 CHIC	1:02.69
5	Pehrson, James E	47 SNM	1:03.00
6	Sturm, Mike	48 WMAC	1:10.00
7	Yglesias, Willie J	43 UC38	1:15.83
8	Barnes, David	40 STAN	1:04.00
9	Davis, Caleb	40 LVM	1:05.00
10	Rothenberg, Michael E	40 LOM	1:25.00

Heat 15 of 29 Finals

1	Berntsen, Mike	45 MAAC	1:02.05
2	Winter, Doug	45 PSM	1:01.45
3	Borton, Dan	46 ROSE	1:00.35
4	Hardcastle, Kirk A	45 AKMS	59.50
5	Oyler, Paul F	48 UC11	59.44
6	Hopson, Bruce E	48 SLAM	59.49
7	McGiffin, Chris D	48 BERK	59.84
8	Lewis, Mike J	49 WIND	1:00.80
9	Jones, Kenton R	46 SDSM	1:01.76
10	Carpenter, Michael J	49 MSMA	1:02.25

Heat 16 of 29 Finals

1	Sullivan, Scot A	47 OREG	59.31
2	McComish, John H	48 OREG	58.80
3	Bennett, Dennis	48 IAMA	57.65
4	Winter, Jarret R	45 CRUZ	57.55
5	Kroupa, Andy S	45 BLU	56.70
6	Bajet, Denis	46 SCSC	57.48
7	Stahl, Stephen A	49 WCM	57.59
8	Turk, Joseph E	46 MELO	58.00
9	Engelskirchen, Adam G	45 TAM	59.00
10	Hohn, Chris	45 SBSM	59.35

Heat 17 of 29 Finals

1	McCool, Chris	49 PALM	55.99
2	Hiltabiddle, Steve	47 1776	55.00
3	Shaffer, Mike G	48 VCM	54.27
4	Moran, Marty	47 MINN	53.98
5	Unruh, Steven L	47 NITR	53.28
6	Varozza, Mike J	46 TXLA	53.76
7	De Boisblanc, Michael W	46 WCM	53.99
8	Segal, William N	49 JAM	54.50
9	Pegram, Steve	45 NCMS	55.71
10	Peschel, Keith D	48 AQUM	56.33

Heat 18 of 29 Finals

1	Kitzman, Scott A	44 NCMJ	1:02.50
2	Burks, Robert M	43 SNM	1:02.00
3	Petrilla, Eric A	44 SNM	1:01.33
4	Tomson, Farol L	42 GERM	1:00.64
5	Wood, Brent	44 PTCO	1:00.04
6	Valle, Marc A	40 ARIZ	1:00.58
7	Wen, Patrick J	41 WCM	1:00.90
8	Overmyer, Andrew	40 NCMJ	1:01.59
9	Mc Bride, Patrick F	44 USF	1:02.40
10	Carson, William A	40 SMM	1:02.53

Heat 19 of 29 Finals

1	Young, Michel F	43 VCM	1:00.00
2	Adji, Tirto	41 SCSC	59.00
3	Quackenbush, Sean H	43 UC38	59.00
4	Carlstrom, Adam T	41 PSM	58.26
5	Doherty, Todd S	43 PSM	57.51
6	Karren, Kelly S	40 UTAH	58.06
7	O'Mara, Timothy J	42 SNM	58.80
8	Beck, John L	44 ARIZ	59.00
9	Hoflyzer, Ernie	44 DAM	59.02
10	Passos, Andre	40 ROSE	1:00.00

Heat 20 of 29 Finals

1	Bolivar, Jose L	43 OREG	57.10
2	Edwards, Dan	40 CMS	56.81
3	Turk, John P	42 MELO	55.50
4	Eisenhuth, Matthew S	40 CMS	53.50
5	De Fabrique, Yann J	40 MSCA	52.00
6	Davis, Josh	41 EMS	52.99
7	Sumner, David M	43 MVN	55.00
8	Turk, Stephen P	44 MELO	55.91
9	Selinger, Ili R	40 WCM	57.00
10	Anderson, Kent A	42 DAM	57.50

Heat 21 of 29 Finals

2	Bentley, Orin W	37 TEME	1:04.23
3	Nakahodo, Sidney	38 NCYM	1:02.90
4	Conrad, Nathan E	37 WMAC	1:01.14
5	Matsumura, Naoki	37 SCSC	1:00.55
6	Jorgensen, Erik	39 SAC	1:00.60
7	Mills, Jamie	37 LIB	1:01.56
8	Scott, Chad	39 LIB	1:03.10
9	Kading, Matthew	38 TVM	1:08.50

Heat 22 of 29 Finals

1	Olsen, Byron	35 OREG	59.89
2	Clark, Will	36 SCSC	59.20
3	Ash, Jeffrey M	37 NEM	58.00
4	Glass, Mark W	39 WMST	57.77
5	Iglesias, Rodrigo J	38 WIND	57.10
6	Freeman, Yusef E	35 MEMO	57.43
7	Flakoll, Jonathan D	39 WCM	57.96
8	Stockwell, Zach	39 CRUZ	59.00
9	Matthews, Jonathan	35 OREG	59.78
10	Martin, Michael F	36 PCCM	59.99

Heat 23 of 29 Finals

1	Schmidt, Matthew B	36 WH2O	56.59
2	Counts, Chris	38 LVM	54.88
3	Stich, Darryl D	38 WMAC	54.50
4	Menna, Greg	36 DAM	53.99
5	Conway, Adam M	35 TVM	50.01
6	Scalise, Erik L	36 SNM	51.33
7	Jones, Clayton P	35 BAY	54.00
8	Larsen, Carl G	36 WH2O	54.83
9	Craig, Justin R	35 FGST	56.25
10	Field, David W	35 CDGA	57.01

Heat 24 of 29 Finals

1	Lemke, Zebron J	33 AAM	1:02.93
2	Mendenhall, Kevin C	31 WCM	1:02.00
3	Maurer, Adrian B	30 CHIC	1:00.74
4	Pandya, Yatindra	34 SDSM	1:00.03
5	Lam, Bryan	32 ECAM	59.48
6	Lau, Austin C	30 BAC	59.52
7	Batchelder, John R	33 CMS	1:00.05
8	Gimbutis, Rolandas	33 ECAM	1:00.81
9	Nelson, Bob	34 SMSC	1:02.50
10	Burnett, Nicholas A	32 USF	1:04.54

Heat 25 of 29 Finals

1	Grisham, Kyle J	31 SAWS	56.90
2	Ayrapetov, Dmitriy B	33 UC38	56.00
3	Stephens, Mark C	30 FINI	54.77
4	Dorr, John W	30 TOC	54.00
5	Bannan, Brett T	31 MELO	50.28
6	Gaines, Billy	33 LVM	53.06
7	Callaghan, Mark B	34 DAM	54.00
8	Messmer, Matt	33 MELO	54.84
9	Bey, Matthew D	30 NAM	56.22
10	Murphey, Ray W	34 TVM	58.00

Heat 26 of 29 Finals

3	Jessop, Tyler W	21 DUCK	1:00.67
4	Rosbach, Alexander S	23 DAM	57.58
5	Friend, Jay J	24 CVMM	57.55
6	Sibley, Alexander	24 ROSE	57.56
7	Sanchez, Ralph	23 ROSE	1:00.21
8	Morley, Kyle G	20 DUCK	1:01.80

Heat 27 of 29 Finals

1	Leong, Jarret P	26 SCAQ	1:13.00
2	Accornero, Kyle	25 FREM	59.95
3	Smith, David J	26 CMS	59.00
4	Kao, Philip S	28 NOVA	57.82
5	Ganiyev, Doston	26 CMS	56.83
6	Sagginario, Joseph	25 OWS	57.09
7	Docken, Steffen S	25 DAM	58.31
8	Tauber, Peter	29 MAM	59.47
9	Salamati, Behan	25 SRVM	1:01.00
10	Lizcano, Stephen A	28 SCSC	1:16.10

Heat 28 of 29 Finals

1	Malasky, Martin E	25 TOC	55.72
2	Arndt, Matthew E	29 NOVA	55.04
3	Wang, Bo	27 NOVA	55.00
4	Morrison, Phillip C	29 STAN	53.56
5	Talbott, Christopher J	27 TOC	52.32
6	Mullen, Gary John	28 SCSC	53.00
7	Neuwirth, Jamie	26 TOC	55.00
8	Taylor, Jonathan B	26 TOC	55.00
9	Smith, Ben	27 DKTA	55.54
10	Lentz, Graham M	29 TOC	56.00

GET YOURS
20% OFF
AT THE FINIS BOOTH



THE NEW VAPOR TECHNICAL SUIT
RACING INGENUITY
now available in **mint**, **red**, black

Fina 2010
APPROVED ✓

FINIS[®]
#FinisSwim

**2014 Nationwide USMS Spring Nationals
George Haines International Swim Center
Meet Program - Friday, May 2, 2014**

Heat 29 (#8 Men 100 Yard Butterfly)

1	Guido, Christopher J	22 DAM	55.89
2	Thomas, Michael	21 LAMV	55.10
3	De Muro, Alessandro	21 MSCA	53.13
4	Elaziz, Sarp	20 ROSE	52.57
5	Shields, Thomas A	22 TOC	45.59
6	Hong, Arthur	22 STAN	52.00
7	Lin, Curtis	23 WCM	52.89
8	Champagne, Jonathan	22 AGUA	54.14
9	Randall, Montana M	20 WCM	55.44
10	Stoner, Chris T	22 DAM	57.26

#9 Women 50 Yard Freestyle

Lane	Name	Age Team	Seed Time
------	------	----------	-----------

Heat 1 of 44 Finals

4	Bryce, Karen G	80 PSM	59.50
5	Kay, Ann	80 MELO	41.50
6	Perry, Vel H	80 ARIZ	52.23
7	Kornfeld, Maurine E	92 MVN	1:01.31

Heat 2 of 44 Finals

1	Fasbender, Alice J	75 SMM	1:06.00
2	Mc Cubbin, Miek	78 SMM	47.37
3	Sachs, Janet G	77 CMS	42.44
4	Little, Jeanne	77 MVN	36.06
5	Chase, Lida G	75 HIMA	44.15
6	Kraetzer, Midge S	75 WCM	51.00
10	Voorhees, Margaret S	85 USF	1:08.00

Heat 3 of 44 Finals

3	Olson, Jeannine E	74 RINC	47.32
4	Carroll, Glenda G	70 TAM	42.20
5	Westergaard, Leslie M	71 DAM	42.00
6	Dillon Stewart, Jane E	71 WMAC	42.15
7	Fruin, Pat	70 MMM	42.58
8	Schwartz, Dee A	74 DOT	53.66

Heat 4 of 44 Finals

1	Shockro, Ellen K	71 UCLA	40.69
2	Whiter, Peggy S	70 OREG	39.84
3	Case, Mary Ann	74 ARIZ	38.09
4	Roepke, Elizabeth L	73 SMM	36.00
5	Todd, Diana F	70 SNM	33.42
6	Ridout, Nancy J	72 TAM	34.76
7	Mc Partland, Peg K	72 MAM	37.00
8	Dugan, Betty L	72 DAM	39.71
9	St. Germain, Patricia J	71 FMM	40.00
10	Densmore, Ann	72 NEM	41.39

Heat 5 of 44 Finals

2	Hornof, Kristine T	66 DAM	39.28
3	Davison, Terry L	69 DAM	39.00
4	Gilchrist, Linda	66 AAM	38.10
5	Hill, Marcia M	69 WCM	37.55
6	Thomas-Will, Marji	66 CHIC	38.00
7	Shoenberger, Linda R	66 TAM	38.56
8	Caso, Susie A	67 MAM	39.01
9	Iwamoto, Mizuho	66 DAM	52.61

Heat 6 of 44 Finals

1	Tevis, Maggie H	66 RHMS	36.00
2	Rousseau, Sandi	66 OREG	34.50
3	Montrella, Beverly J	67 MVN	33.11
4	LeClercq, Toni M	66 PSM	32.61
5	Shaps, Ruth Y	66 MAM	30.00
6	Menard, Joanne	66 MMAC	32.19
7	Kranpitz, Nancy	69 WMAC	32.70
8	Dillon, Sally A	67 PSM	34.15
9	Tyler, A Susan	65 SNM	35.81
10	Smith, Diane G	69 CVMM	36.90

Heat 7 of 44 Finals

2	Lay, Jo	62 ALMA	1:02.01
3	O'Hanlon, Margaret	60 MTRC	53.00
4	Rothrock, Gretchen A	64 WCM	42.60
5	Kenal, Katherine	60 UTAH	38.10
6	Bonis, Susan	60 WMAC	40.84
7	Nichols, Janet L	60 FGST	49.88
8	McCall, Janice J	61 FREM	1:00.00
9	Reyda, Angel	63 ALMA	1:02.19

Heat 8 of 44 Finals

1	Armstrong, Miki	60 MELO	35.00
2	Rutherford, Lynn Y	60 SBM	33.50
3	Blatt, Cindy S	60 VCM	33.15
4	Connolly, Petie	60 MMMS	32.88
5	Merena, Elizabeth J	61 BCTM	31.47
6	Alexander, Martha A	64 WCM	31.93
7	Powell, Susie W	61 NUTS	33.00
8	Robinson, Lauren	61 UC48	33.22
9	Schickli, Jeanne	61 UC32	34.70
10	Merryfield, Carol L	63 SMM	36.90

Heat 9 of 44 Finals

1	Eisenman, Judy A	60 TAM	30.85
2	Battin, Carolyn	60 LVM	29.99
3	Guins, Ann H	60 SYSM	29.73
4	Meteyer, Beverly B	60 LVM	29.00
5	Val, Laura B	62 TAM	27.50
6	Davis, Charlotte M	64 PSM	28.00
7	Rosener, Karen K	60 CMS	29.30
8	Girard, Mikey G	60 ARIZ	29.90
9	Miller, Celeste	64 SNM	30.50
10	Hepworth, Jeri	61 RHMS	31.03

Heat 10 of 44 Finals

3	Fatemi, Fariba	50 SMM	49.00
4	Nachtigal, Janet C	52 ALMA	41.64
5	Bowden, Melanie	50 DAM	42.00
6	Duane, Debbie	59 ARIZ	40.32
7	Bailey, Lee Ann	59 DAM	46.00

Heat 11 of 44 Finals

1	Harryman, Roberta M	58 FREM	39.80
2	Underbrink, Mary	55 PSM	35.62
3	Kemp, Cindy D	57 RAMS	34.00
4	Igel, Victoria E	58 FREM	33.51
5	Strauss, Judy	59 MELO	33.00
6	Zappone, Peggy L	55 PSM	33.45
7	Knowles, Nancy C	56 SWIF	33.85
8	Parrish, Karen C	57 WCM	35.00
9	Spindler, Barbara A	56 ALMA	37.24
10	Colwell, Elizabeth	59 HIMA	40.00

Heat 12 of 44 Finals

1	Moore, Sheila E	55 PSM	32.32
2	Benjamin, Marcia S	57 MEMO	32.17
3	Antonakos, Lauren S	56 SMM	32.00
4	Lambert, Caroline	56 FREM	31.97
5	Nicholson, Nancy A	57 SCA	31.32
6	Saul-Zachau, Joanne	55 LVM	31.56
7	Ellington, Cheri	56 SCMC	32.00
8	Wildman, Carol J	59 TAOS	32.06
9	Manning, Marie L	59 OCMT	32.25
10	Cornell, Cathy M	58 BGWM	32.42

Heat 13 of 44 Finals

1	Haufler, Susan L	56 MEMO	30.81
2	Ryner, Lisa C	56 CSTS	30.42
3	Grilli, Tracy L	57 NEM	30.06
4	Kirkpatrick-Reno, Nancy	58 CVMM	29.73
5	Wheeler, Barbara C	57 TAM	29.65
6	Buchanan, Linda A	56 DAM	29.67
7	Siegel, Christine L	57 SDSM	29.85
8	Brault, Danielle	58 VIC	30.32
9	Ogilvie, Carol M	58 USF	30.66
10	Fitzpatrick, Jana B	56 ZEN	31.03

Heat 14 of 44 Finals

1	Ganze, Cathy	56 SDSM	29.31
2	Terhorst, Hermine M	55 SRM	28.99
3	Mareb, Karen M	55 NEM	27.68
4	Lippold, Mary B	58 PSM	27.60
5	Andrus-Hughes, Karen	56 OREG	27.10
6	Hibben, Veronica	57 UCLA	27.13
7	Jones, Barbara L	58 MELO	27.61
8	Warmuth, Stacey	57 VCM	28.20
9	DeMere, Susan D	58 GS	29.28
10	Feeley, Louise S	55 MELO	29.57

Heat 15 of 44 Finals

1	McFarland, Cestjon	53 PSM	35.57
2	Elwood, Lori A	51 CVMM	34.90
3	Fabbri, Germana	51 NUTS	34.00
4	McVarish, Caitlin	53 MPM	33.43
5	Toner, Karlin	52 GMUP	33.22
6	Kaiser, Amy J	54 USF	33.36
7	Chin, Jian	50 FGM	33.95
8	Schneider, Ellen M	52 FREM	34.07
9	Haaland, Valerie D	52 ALMA	35.00
10	Stephenson, Natalie	52 MOVY	37.19

Heat 16 of 44 Finals

1	Rose, Sheila D	51 MAAC	32.98
2	Goldberg, Claudette	54 USF	31.09
3	Tillmann, Janeil J	52 KMAN	30.70
4	Boileau, Ute C	51 CMS	30.56
5	Vincent, Nancy C	54 OREG	30.50
6	Dillan, Gloria	54 PSM	30.54
7	Hayden, Eileen	52 UC28	30.70
8	Sotelo, Sophia S	53 WCM	31.00
9	Henry, BJ	50 WCM	31.22
10	Powers, Terry	51 MPM	33.00

**2014 Nationwide USMS Spring Nationals
George Haines International Swim Center
Meet Program - Friday, May 2, 2014**

Heat 17 (#9 Women 50 Yard Freestyle)

1	Rudolph, Karen	51 CMS	30.40
2	Cook, Amy M	50 WCM	30.24
3	Steidle, Gwynne A	51 MVN	30.00
4	Kuwahara, Lisa K	51 UTAH	29.48
5	Bennett, Pamela A	54 BAM	29.00
6	Cain, Mary M	53 LOM	29.20
7	Carango, Jennifer	51 SCA	29.54
8	Roose, Lynn R	50 IM	30.09
9	Diddams, Margaret A	52 PSM	30.37
10	Coffee, Cassandra	52 NUTS	30.41

Heat 18 of 44 Finals

1	Alvarado, Lillian M	54 GRSC	28.72
2	Dewey, Vicky S	52 WCM	28.66
3	Ward, Debbie L	51 WCM	28.50
4	Brown, Claiborne M	50 FREM	28.43
5	Dodd, Dina	50 NSA	28.12
6	Sutherland, Erica	54 NUTS	28.42
7	Lewczyk, Leslie E	51 NBA	28.45
8	Stokes, Karin E	53 NEM	28.51
9	Zahorik, Barbara T	50 IM	28.71
10	Cagigas, Debbie	52 EBAT	28.77

Heat 19 of 44 Finals

1	Irish Bostic, Linda	50 NCMJ	28.04
2	Moss, Pam Henry	52 CONN	27.90
3	Stuntzner, Denise E	51 OREG	27.82
4	Birnbrich, Beth	50 NAM	27.58
5	Murphy, Karen L	53 WCM	27.50
6	Campbell, Ellen A	51 CMS	27.50
7	Morison, Elaine I	54 WCM	27.67
8	Edwards, Kris E	52 BGWM	27.89
9	Groselle, Laura L	53 SYSM	27.90
10	Hunt, Allison	50 ALMA	28.09

Heat 20 of 44 Finals

1	Jones, Eney	53 DAMM	27.40
2	Nowak, Elizabeth A	50 NCMS	26.90
3	Kafka, Heidi	51 IM	26.60
4	Dahl, Lisa A	52 PSM	26.50
5	Macdonald, Sarah I	54 VIC	25.50
6	Garnier, Kathy L	53 CMS	26.21
7	Cleavenger, Becky	50 CVMM	26.56
8	Crouch, Kim	52 CMS	26.88
9	Schoenneman, Lisa L	51 CVMM	26.93
10	Finley, Ann	51 LAPS	27.50

Heat 21 of 44 Finals

2	Yurtseven, Lale	48 ALMA	55.00
3	Ozun, Toni H	49 LVM	49.00
4	Morgan, Allison	45 SCSC	42.15
5	Cornwell, Carole M	47 CHIC	44.00
6	Suesser, Susan	49 LOM	50.65
7	Steffler, Dawn	43 ALMA	45.00
8	Richardson, Billie C	43 MTMS	39.00
9	Espinosa, Rebecca	43 MEMO	43.60

Heat 22 of 44 Finals

1	Dolan, Janette M	48 CSTS	40.00
2	Kubota, Masako	47 SCSC	35.44
3	Oliver, Stephanie L	46 CSTS	31.76
4	Phalen, Jennifer R	49 DAM	31.25
5	Simpson, Lisa M	49 SDSM	30.71
6	David, Nicole	46 SMM	31.00
7	Hurt, Liz	49 MEMO	31.71
8	Crow, Joan A	49 DAM	33.22
9	Petersen, Susan	46 LOM	36.16
10	Machado, Cindy A	48 STAN	41.31

Heat 23 of 44 Finals

1	Jeong, Michelle M	45 USF	30.15
2	Sussman, Heidi R	45 CRUZ	30.10
3	Donaldson, Deborah L	49 CHIC	30.08
4	Stanley, Janice A	46 AQUUM	29.92
5	Crino, Heide P	47 CMS	29.79
6	Boyle, Catherine M	48 LOM	29.87
7	Soe, Jeanette G	49 ALMA	30.00
8	Sheeper, Lisa M	49 MELO	30.10
9	Greene, Dana M	45 NCMS	30.12
10	Worthman, Catha A	45 ALB	30.15

Heat 24 of 44 Finals

1	Thilker, Lisa A	48 CMS	29.65
2	Garforth, Emma	46 DAM	29.48
3	O'Connell, Gloria J	48 UC07	29.18
4	Capen, Tasha	47 MELO	28.57
5	Smith, Lori R	48 SAWS	28.35
6	Zafropoulos, Christine	45 ALMA	28.41
7	Gass, Melissa	46 NCMS	28.87
8	Lein, Brenda S	49 NBA	29.32
9	Weiderman, Jennifer	47 CVMM	29.58
10	De Somma, Margaret P	46 NUTS	29.78

Heat 25 of 44 Finals

1	Salmi, Andrea L	49 NBA	28.13
2	Reid, Lesley A	48 SCSC	28.00
3	Richardson, Kim G	45 CMS	27.98
4	Elson, Denise E	45 TVM	27.90
5	Ditzler, Kristy	49 TXLA	27.16
6	Sterzer, Robin S	49 QSS	27.44
7	Hall, Julie A	45 WMAC	27.93
8	Santos, Debbie M	45 WCM	27.98
9	Chessen, Christine	47 TOC	28.05
10	Smith, Liesl G	49 IM	28.21

Heat 26 of 44 Finals

1	Monaghan, Ann S	47 JAM	27.00
2	Welting, Lauren K	48 TOC	26.80
3	Godges, Arlette A	49 SCAQ	26.30
4	Dorman, Lisa L	45 SON	25.60
5	Rapuano, Lisa O	48 NBAC	24.95
6	Werner, Haleigh A	45 PSM	25.50
7	Asch, Jill M	47 OREG	25.98
8	Driscoll, Heather J	47 LGSR	26.36
9	Leacox, Ginger Y	45 DAM	26.93
10	Johansson, Hanna L	47 PSM	27.05

Heat 27 of 44 Finals

1	Abreu, Maria E	42 FREM	38.00
2	Darling, Colleen M	40 WCM	32.68
3	La Voie, Caroline	43 OAM	31.00
4	Roost, Jennifer	40 LOM	31.00
5	Rogers, Lori J	43 WCM	30.55
6	Winton, Georgette G	44 FGST	30.67
7	Voight, Tina M	44 BAY	31.00
8	Maly, Cleary	44 QMST	32.11
9	Sullivan, Maureen	42 TOC	35.38
10	Sechrist, Amy	43 ALMA	38.07

Heat 28 of 44 Finals

1	Haberstich, Carrie	42 IM	29.99
2	Belsky, Marjorie E	43 LVM	29.45
3	Farinas, Jennifer R	42 PSM	29.44
4	Patrick, Wendy	41 MEMO	29.40
5	Dean, Kelly S	42 OREG	29.20
6	Biebel, Jenny L	40 PRES	29.40
7	Thorp, Kate	44 MPM	29.41
8	Saribalas, Amy M	41 NAM	29.45
9	Noone, Kerrie	43 NEM	29.69
10	Khalil, Heidi G	43 ROSE	30.29

Heat 29 of 44 Finals

1	Hunt, Annette	43 CRUZ	29.10
2	McFerron, Deborah W	44 NBA	28.90
3	Harris, Stacey	44 NCMS	28.63
4	Wegner, Karin M	41 LVM	28.42
5	Straley, Jenifer E	43 ROSE	28.30
6	O'Dell, Andrea D	43 MTRC	28.42
7	Gardner, Nicole	44 SNM	28.50
8	Thompson, Amy W	43 TOC	28.72
9	Hughes, Megan	40 ISMT	29.07
10	Porter, Jo Ann A	42 SNM	29.14

Heat 30 of 44 Finals

1	Bryant, Lynn	41 USF	28.01
2	Hanley, Catherine C	41 WCM	27.50
3	Harang, Tracie A	42 AKMS	26.01
4	Eldridge, Beth	44 MOVY	24.88
5	Schaetz, Trina R	41 WMAC	24.20
6	Moorhead, Amy J	42 PSM	24.60
7	Holland, Amy S	42 NCMS	24.90
8	McGowan, Mary K	42 CRUZ	26.34
9	Adams, Krissy L	42 LGSR	27.84
10	Goodale, Rainy M	44 NEM	28.23

Heat 31 of 44 Finals

1	Ongerth, Ann Michelle	39 WCM	31.51
2	Hellerman, Molly J	37 TOC	30.00
3	Pearson, Loren J	38 TVM	29.60
4	Birnie, Tate A	39 SRM	29.29
5	Gentles, Melanie H	37 DAM	29.01
6	Nishimoto, Amber D	35 USF	29.06
7	Segerson, Karen E	39 PSM	29.56
8	Vultaggio, Maisie	39 LVTC	29.69
9	Hauser, Sarah	36 LNRS	31.00
10	Barnachea, Rowena	38 SCSC	50.00

**2014 Nationwide USMS Spring Nationals
George Haines International Swim Center
Meet Program - Friday, May 2, 2014**

Heat 32 (#9 Women 50 Yard Freestyle)

1	Anisimova, Irina	37 STAN	28.89
2	Hiebert, Stephanie	36 PSM	28.68
3	Benjamin, Bonnie B	39 TOC	28.50
4	Turner, Wendy	39 FGST	28.20
5	Stoner, Stephanie I	39 USF	28.18
6	Inada, Noriko	35 PSCM	28.20
7	Hill, Hilary A	36 MSCA	28.34
8	Kerley, April D	35 SWOM	28.63
9	Quattropani, LeeAnne	35 MTMS	28.83
10	Stich, Chris S	36 WMAC	28.99

Heat 33 of 44 Finals

1	Smith, Angela R	39 WCM	28.00
2	Reeves, Tessa L	35 OREG	27.76
3	Bradley, Sarah	39 PSM	27.55
4	Sheehan, Nichole	35 WLAC	27.38
5	Wilson, Ann S	39 CRUZ	27.00
6	Pledger, Abby B	39 NBA	27.32
7	Lovell, Allison	37 CRUZ	27.51
8	Fischer, Amy E	38 FGST	27.65
9	Schneider, Erin E	35 WMAC	27.90
10	Lee, Kristi D	38 SAWS	28.14

Heat 34 of 44 Finals

1	Keeler, Susan E	35 WCM	27.00
2	Skinner, Sonja	37 OREG	26.86
3	Chatzigeorgiou, Georgia	37 TNYA	26.05
4	Bell, Andee	38 DAM	25.50
5	Richards, Ericka L	36 SRM	24.79
6	Glenn, Katie	37 STAN	24.99
7	Matlock, Shannon L	36 PSM	25.77
8	Simpson, Adrienne R	39 SCSC	26.25
9	Molina, Patricia A	38 CTS	26.89
10	Bimson, Sarah C	35 DAM	27.00

Heat 35 of 44 Finals

2	Ganesh, Anupama	27 DAM	29.52
3	Lincoln, Chelsea B	28 GAJA	28.99
4	Cochrane, Sarah A	26 RHMS	28.38
5	Kelso, LeeAnn	26 CHIC	28.00
6	Sweeney, Amy R	29 SDSM	28.28
7	Gautschi, Ronni M	26 ALMA	28.56
8	Huggett, Megan E	26 CRUZ	29.00
9	Bruns, Anneliese C	28 DKTA	30.14

Heat 36 of 44 Finals

1	Estrada, Kris M	30 TSUN	31.49
2	Marshall, Samantha A	31 SCMC	30.45
3	Wheeler, Jennifer	32 UC38	29.16
4	Thompson, Cooke	33 KATS	28.98
5	Sacknoff, Nelle R	32 USF	28.60
6	Sorget, Genna	33 WLAC	28.76
7	Carney, Monica M	31 CRUZ	29.10
8	Wetzler, Kari	33 PSM	29.30
9	Scott, Emily	34 SMAC	30.64
10	King, Sarah C	30 MTMS	45.57

Heat 37 of 44 Finals

1	Szafanski, Lisa A	33 MMA	28.50
2	Howland, Heather A	33 IM	27.81
3	Gober, Jelena	31 MMA	27.61
4	Grolle, Jamie V	30 LVM	27.50
5	Buskirk, Emily K	33 NBA	27.22
6	Tweedy, Rebecca	31 MINN	27.42
7	Bronson, Meredith C	32 MVM	27.55
8	Stuwe, Evelyn	30 CTM	27.64
9	Hardwick, Debra	34 NOVA	28.25
10	Koht-Phipps, Alicia M	33 SCSC	28.55

Heat 38 of 44 Finals

1	Duhaime, Susan A	31 MICH	26.78
2	Brandon, Celeste A	30 BLU	26.01
3	Vorrasi, Catherine M	31 ARIZ	25.07
4	Holt, Laura	33 TXLA	24.49
5	Chance, Danielle R	32 BLU	24.40
6	Coombe, Katy A	31 HOPK	24.41
7	Linke, Lyndsey M	34 CMS	24.55
8	Chen, Devon H	33 BAY	25.74
9	Watanabe, Naoko	31 TOC	26.32
10	Giovanni, Melissa K	34 LVM	26.80

Heat 39 of 44 Finals

1	Curley, Lindsey C	26 DAM	27.62
2	Pouliot, Nichole D	27 NEM	27.29
3	Harlow, Megan M	27 DAMM	27.00
4	Yoshiwara, Carole	25 LNRS	26.77
5	Van Erden, Jayme K	28 RMST	26.17
6	O'Donnell-McCarthy, Fiona	27 TOC	26.62
7	St. Sauveur, Katelyn	25 ARIZ	26.93
8	Johnston, Brittany A	27 DKTA	27.16
9	Gutierrez, Sarah M	27 LOM	27.50
10	Johnson, Robyn	27 DAC	27.80

Heat 40 of 44 Finals

1	Johnston, Emily M	26 ARIZ	25.98
2	Taylor, Vicki	28 TVM	25.45
3	Davidoff, Cara	28 TOC	25.08
4	Kirk, Dana J	29 FREM	24.89
5	Raatz, Katherine	25 TOC	23.99
6	Hernandez, Sarah M	29 DAM	24.23
7	Larson, Amanda D	26 DAM	25.07
8	Radecke-Noble, Jennifer D	29 TVM	25.29
9	Frendreis, Lauren	25 ROSE	25.52
10	Epperson, Brittany C	28 MSCA	26.00

Heat 41 of 44 Finals

3	Monsen, Meg	20 PSM	32.20
4	McKiernan, Alex M	20 PSM	29.00
5	Kemp, McKenzie R	23 EAMS	28.85
6	Peterson, Megan	24 ALMA	28.89
7	Monsen, Allie C	18 PSM	29.37

Heat 42 of 44 Finals

1	Mickelsen, Angela	18 UTAH	28.80
2	Curry, Ellen N	19 DAM	28.65
3	Lowder, Kaitlyn	21 PSM	28.26
4	Nelson, Kyrsten A	21 DKTA	27.79
5	Clark, Allison R	23 OREG	27.59
6	Adams, Laura D	22 ROSE	27.70
7	Roesler, Anna	23 UC38	28.03
8	Barnick, Angela	19 PSM	28.61
9	Ehrke, Allison	24 WLAC	28.70
10	Sinclair, Katelyn N	19 DUCK	28.81

Heat 43 of 44 Finals

1	Skoda, Anette A	22 LAMV	27.42
2	Zetocha, Jenny	22 NDSU	27.16
3	Reizman, Lea	23 NUTS	26.90
4	Faulkner, Madison M	19 UC33	26.72
5	Miller, Lindsay	21 DUCK	26.55
6	Li, Michelle R	24 ECAM	26.63
7	Shockey, Kayla	20 UC18	26.80
8	Burmood, Erica S	22 WIND	27.00
9	Rubel, Amanda	22 NCMS	27.21
10	Streeter, Shannon E	22 ROSE	27.53

Heat 44 of 44 Finals

1	Wenger, Elise K	22 CHIC	26.27
2	Johnson, Giulia S	24 ECAM	25.50
3	Halberstadt, Lexie	22 NDSU	25.20
4	Nolte, Jeanette C	22 IM	24.96
5	Delay, Sara E	23 WCM	22.93
6	Kastes, Katie C	24 TOC	23.40
7	Hansen, Allyson L	20 WCM	25.07
8	Leonard, Courtney D	22 WCM	25.30
9	Cooper, Morgan	23 NEM	26.22
10	Andrews, Jewelz K	20 NOVA	26.30

#10 Men 50 Yard Freestyle

Lane	Name	Age	Team	Seed	Time
------	------	-----	------	------	------

Heat 1 of 62 Finals

2	Silberman, Lou	87 UC33	1:14.01
3	Roudebush, George M	89 PSM	59.30
4	Motmans, August	86 AAM	49.00
5	Grannis, Frank R	89 TOC	43.00
6	Benner, Russell E	88 NOVA	55.00
7	Stupfel, Don L	86 SMM	1:00.00
8	Knowles, Percy	83 SWIF	48.42
9	McKinley, Howard M	92 TOC	1:00.10

Heat 2 of 62 Finals

1	Goldsmith, Harry S	84 AAM	44.00
2	Fritz, Jack R	81 ARIZ	40.86
3	Brown, Donald L	80 WCM	38.50
4	Stupfel, Norman E	81 WCM	34.63
5	Best, Bob	81 SDSM	31.32
6	Sulzbach, John F	80 MELO	32.70
7	Drobner, Sherwin	80 GOLD	35.93
8	Conkey, Jim	82 SNM	40.29
9	Galvin, Barry T	80 USF	42.00
10	Hathaway, Pierre	83 AAM	45.00

**2014 Nationwide USMS Spring Nationals
George Haines International Swim Center
Meet Program - Friday, May 2, 2014**

Heat 3 (#10 Men 50 Yard Freestyle)

2	Thomas, Nate	76 ZEN	40.49
3	Gambetta, Miguel A	75 DLMA	35.50
4	Blake, William V	77 MOST	31.90
5	Van Horn, William G	75 TOC	29.55
6	Bledsoe, Dennis R	75 WCM	30.20
7	Thayer, George D	78 OREG	33.08
8	Smethurst, Everett W	79 NOVA	36.87
9	Stone, Herbert	79 LOM	43.60

Heat 4 of 62 Finals

3	Sanchez, David W	70 CLOV	39.38
4	Campan, Gary	70 PSM	36.38
5	Pohlmann, John T	70 SLAM	35.48
6	Avery, John H	71 MM	36.30
7	Boscovich, Harold O	71 WCM	37.15

Heat 5 of 62 Finals

1	Zuur, James	73 TAM	34.78
2	Belluomini, Robert A	72 TOC	33.40
3	Hultin, Walter B	70 CMS	32.00
4	Boak, Thomas D	70 WMST	29.50
5	Willert, Dan T	71 WCM	29.50
6	Von Tagen, Karl E	70 OREG	29.50
7	Carroll, Jim	70 BMST	31.74
8	Esswein, Gene A	72 QSS	32.00
9	Goldbas, Mervyn E	71 SFTL	33.48
10	Jacoby, Gordon D	70 MAM	35.00

Heat 6 of 62 Finals

1	Raffaelli, Larry L	71 VCM	28.60
2	Clark, Steve E	70 TOC	28.17
3	Pilger, Robert T	70 PSM	27.84
4	Whitley, John K	71 WIND	27.25
5	Elder, James E	71 TOC	25.14
6	Andersen, Peter	70 SDSM	26.68
7	Gildea, David R	70 MELO	27.75
8	Straka, Peter	71 FTYM	28.10
9	Ralphs, Tony	70 SDSM	28.21
10	Bell, John L	71 SDSM	29.46

Heat 7 of 62 Finals

1	Marra, Stephen R	65 MELO	42.98
2	Class, Patrick L	65 SNM	32.37
3	Burr, Ken M	69 WCM	31.50
4	Wilson, Dale	68 UC44	31.93
5	Stambolis, James N	66 TAM	35.50
6	Robinson, Timothy D	62 UC48	40.87
7	Legaspi, Adrian	61 GRSC	32.81
8	Schiffman, Bob	61 LVM	36.99
9	Au, Andre	60 WCM	50.00

Heat 8 of 62 Finals

1	Campbell, John F	66 MVN	29.68
2	Farmer, Michael W	66 ROSE	29.59
3	Batten, Hugh N	67 MSCA	29.47
4	Voegtlen, Barney	65 PSM	29.22
5	Owens, Robert A	67 VCM	29.00
6	Gleser, Robert A	68 CMS	29.00
7	Crocket, Alex	69 FGST	29.35
8	Dorey, Frederick J	65 TOC	29.50
9	Koller, Bill	65 T2NM	29.62
10	Schaefer, Don	69 OREG	31.50

Heat 9 of 62 Finals

1	Jochim, Christian	66 QSS	28.92
2	Horvitz, Gary A	66 ECAM	28.23
3	Daniels, Larry N	68 MAAC	28.00
4	Moskovits, Alexander	65 SCSC	27.90
5	Smyers, Jesse B	67 WCM	27.80
6	Mc Clelland, Mac D	65 MAM	27.88
7	Meyerhoff, Rick	67 TAM	28.00
8	Knopf, Thomas H	66 TOC	28.20
9	Shoor, Kenneth M	65 LAPS	28.50
10	Quackenbush, Kent F	67 MINN	28.95

Heat 10 of 62 Finals

1	Reichle, Bill	66 BERK	27.38
2	Dennis, D Craig	68 WCM	26.67
3	DeLacy, James R	67 WCM	26.50
4	McPherson, Andrew M	67 DAM	26.50
5	Childs, Lee	65 GOLD	25.00
6	Strand, Robert	68 SAWS	26.25
7	Wigely, Steven G	65 MVN	26.50
8	Wright, Larry E	65 PSM	26.65
9	Olson, Robert H	69 WCM	26.90
10	Abbott, William A	67 CMS	27.72

Heat 11 of 62 Finals

1	Madison, David K	61 LOM	30.01
2	Tull, James C	60 TAM	29.00
3	Haynes, David A	61 TOC	29.00
4	Ahlman, David C	62 WCM	28.90
5	Ladd, Vernon	62 SCSC	28.80
6	Vraspir, Alan D	63 CAQM	28.90
7	Umholtz, Ken	62 OJAI	29.00
8	Dietrich, Joe	61 TOC	29.00
9	Phipps, Tom	60 OREG	30.00
10	Saltzman, Edward M	63 GAJA	31.00

Heat 12 of 62 Finals

1	Murphy, Duff	60 CTM	28.50
2	Franzon, Olof	61 ADMS	28.50
3	Nelson, John P	60 JAMM	28.30
4	Lintz, Steve	63 SNM	28.15
5	Sherrill, Mike	64 TOC	28.00
6	Strother, Patrick J	60 MINN	28.07
7	Humphrys, Michael	60 ARIZ	28.20
8	Modjeska, Mark E	61 ARIZ	28.44
9	Barnick, Robert A	62 MELO	28.50
10	Beutenmuller, David J	63 WOW	28.80

Heat 13 of 62 Finals

1	Allison, Jack	63 ARIZ	27.87
2	Dougherty, Michael P	62 BOZE	27.86
3	Yocom, Douglas N	62 1776	27.63
4	Landes, Paul H	64 DAM	27.50
5	Durell, Robert	62 ALB	27.42
6	Plencner, Bob R	61 NEM	27.44
7	Scheff, Jonathan	61 WIND	27.58
8	Stoner, Jon	62 1776	27.80
9	Shannon, Robert D	60 AAM	27.86
10	Palmer, Bill	63 MICH	28.00

Heat 14 of 62 Finals

1	Holmes, David B	60 TOC	27.00
2	Kahn, Stuart L	60 DAM	26.81
3	Sapirstein, Julian B	64 USF	26.70
4	Kendrick, Jim A	61 PSM	26.60
5	Bannan, Charles	62 OREG	26.30
6	Blumenthal, Jeffrey S	60 IM	26.40
7	Perkowski, Jonathan T	61 UC13	26.67
8	Battistini, Rick A	60 NEM	26.70
9	Harter, Phillip M	60 FREM	26.99
10	Sterne, Erik A	61 ROSE	27.35

Heat 15 of 62 Finals

1	Rosen, Robert A	64 CVMM	26.24
2	Philbrick, Larry K	61 OREG	26.18
3	Mandel, Barry R	61 WMAC	25.90
4	Perout, Jeffrey J	61 SYSM	25.70
5	Lukens, Jeffrey	60 MINN	25.50
6	Reeder, Richard	61 NOVA	25.50
7	Myers, Greg A	62 TOC	25.80
8	Haris, Lee D	60 TOC	26.00
9	Stevens, Craig W	61 1776	26.20
10	Sullivan, James H	61 CVM	26.24

Heat 16 of 62 Finals

1	Otersen, Craig M	61 SAC	25.20
2	Gruber, Glenn A	64 VCM	24.67
3	Williams, Bruce F	60 RICE	24.51
4	Hannula, David R	60 PSM	23.68
5	Martin, Doug	60 ARKM	23.20
6	Griffith, James M	61 TOC	23.50
7	Holt, Tate	62 TAM	24.25
8	Wilson, Robert H	63 CAQM	24.52
9	Fochios, Dean T	60 WMAC	25.00
10	Waterbury, Stuart S	60 CMS	25.29

Heat 17 of 62 Finals

2	Forgione, David J	59 MICH	42.01
3	Schweitzer, Ed	59 SMM	36.00
4	Ferko, Christopher A	56 ARIZ	32.42
5	Fuller, Brad L	57 ROSE	31.12
6	Butz, Richard F	57 AGUA	31.28
7	Valvano, John J	57 CMS	32.57
8	Nachtigal, Jim	59 ALMA	38.42

Heat 18 of 62 Finals

1	Nichols, Scott	59 FGST	30.92
2	Salisbury, William R	55 LOM	29.50
3	Johnson, David L	58 DAC	29.08
4	Sharpe, Randell B	56 AAM	28.50
5	Zais, Craig A	56 DAM	28.44
6	Swartz, Joel A	56 SMM	28.50
7	Adcock, Richard P	58 PSM	28.73
8	Schultz, Wayne	55 HUMM	29.33
9	Shafer, Richard	56 CSTS	29.99
10	Wagoner, Victor	57 LAPS	31.00

**2014 Nationwide USMS Spring Nationals
George Haines International Swim Center
Meet Program - Friday, May 2, 2014**

Heat 19 (#10 Men 50 Yard Freestyle)

1	Blumenthal, Mark W	55 IM	28.00
2	Shirey, Jim	58 MICH	27.90
3	Winer, Nick	56 NUTS	27.50
4	Glensk, Mark J	58 KMAN	27.33
5	Lee, Stanley H	57 YCMS	27.30
6	Wyson, Joseph	57 LVM	27.33
7	Mascheroni, Andy	57 TAM	27.50
8	Stiling, Douglas E	55 SWOM	27.81
9	Bradley, William N	57 SCSC	28.00
10	Allen, Peter J	55 WMAC	28.43

Heat 20 of 62 Finals

1	Kubicki, Scott	55 GKMS	27.20
2	Lee, Jack C	56 TXLA	27.00
3	Mitchell, Robert W	55 TCC	26.77
4	Sternberg, Scott D	56 ROSE	26.65
5	Malmberg, David	56 UC38	26.52
6	Moore, Richard	56 SEMS	26.65
7	Farrar, Kenneth	55 CHIC	26.70
8	Robert, David W	58 BAM	26.82
9	Cochrane, James E	55 RHMS	27.10
10	Miller, John H	55 UC38	27.30

Heat 21 of 62 Finals

1	Moreno, Al	55 GOLD	26.28
2	Spellberg, Geoff	58 TAM	25.90
3	Kennedy, Bob L	59 CRUZ	25.88
4	Wierema, Dirk	59 UC38	25.79
5	Cooper, Malcolm	57 HIMA	25.50
6	Prosen, Dennis E	57 SMM	25.65
7	Black, Boyd E	57 IM	25.85
8	O'Brien, Kerry L	57 WCM	25.88
9	Heyes, Greg W	59 LAPS	26.00
10	Sheahan, Dan	56 WMST	26.45

Heat 22 of 62 Finals

1	Alexander, Peter D	55 WMAC	25.40
2	Graham, Donald	59 PSM	25.23
3	Davis, Thomas W	56 ROSE	25.04
4	Marsh, Russell L	58 CMS	25.01
5	Carter, Paul V	56 TOC	25.00
6	Reed, Clay F	57 CRUZ	25.00
7	Patocchi, Robert J	58 CMAM	25.02
8	Fremont, Robert	55 WIND	25.10
9	Short, Charlie	55 WAMS	25.35
10	Shannahan, Mike	56 SAWS	25.50

Heat 23 of 62 Finals

1	Holland, David A	55 WMAC	25.00
2	Higgins, J Thomas	55 UC37	24.63
3	Gray, David S	55 CMS	24.50
4	Orten, Frank T	55 CMS	24.40
5	Phillips, Mike E	56 WAMS	24.20
6	Waterworth, Steven F	56 HQNV	24.20
7	Mc Bride, Duncan Q	59 LAPS	24.50
8	Druz, Loren	58 WCM	24.50
9	Godoy, Francisco J	55 WMST	24.83
10	Kline, Jeffrey S	55 MELO	25.00

Heat 24 of 62 Finals

1	Kone, Bruce C	56 RICE	24.12
2	Blatt, Michael J	58 VCM	23.94
3	Stephenson, Dan	57 ROSE	23.62
4	Klein, Jonathan E	56 NCMS	23.59
5	Sherman, Bill	55 MOVY	22.90
6	Groselle, Jack R	59 SYSM	23.28
7	Kammerer, Richard F	56 SWOM	23.60
8	Heath, Robert H	57 MAM	23.65
9	Neville, Richard	57 FAST	24.00
10	Crowder, Robert T	58 NCMS	24.20

Heat 25 of 62 Finals

2	Souders, Steve	53 FREM	39.50
3	Raine, Charlie	54 LAPS	33.50
4	Sprohge, Chris	51 LOM	33.00
5	Bartholomew, David M	54 LAPS	29.80
6	Glick, Mark M	54 TNYM	32.00
7	Bickel, Michael	53 KMAN	33.00
8	Prince, Adam S	50 SCSC	35.00

Heat 26 of 62 Finals

1	Ionesco, Constantin	50 WMST	29.02
2	Manning, Steven T	52 OCMT	28.70
3	Goble, John M	51 QSS	28.00
4	Waters, Crick M	52 MELO	27.76
5	Ozun, Sabri	50 LVM	27.50
6	Bathey, Tony E	50 WIND	27.55
7	Lebsack, Chester D	54 PCCM	27.84
8	Wierdsma, David J	53 HTUB	28.33
9	McNair, Samuel	51 UC15	28.91
10	MacMahon, John	50 GBM	29.74

Heat 27 of 62 Finals

1	Ottati, Dean	54 WCM	27.00
2	Bower, Bruce	52 STAN	26.85
3	Grubel, Eric E	51 SCA	26.84
4	Barr, Chris	50 UC38	26.80
5	Henricks, Ed P	51 SNM	26.60
6	Maryatt, Andrew T	53 RAMS	26.70
7	Holtzman, Steven C	50 LNRS	26.80
8	Hess, Bart R	53 MAM	26.85
9	Wong, John	50 UC33	26.99
10	Zabotkine, Nikolai V	54 LVM	27.01

Heat 28 of 62 Finals

1	Spivack, Brad	53 MHSA	26.52
2	Miller, Tim	51 STAN	26.50
3	Piper, Tim G	52 FREM	26.50
4	Dauginas, Joe	51 UC16	26.38
5	Severance, David A	51 WMAC	26.21
6	King, Ian E	51 GAJA	26.27
7	Torgerson, Rob	52 SMAC	26.48
8	Le Vasseur, Andrew P	50 CMS	26.50
9	Sfingi, John A	50 MVMS	26.52
10	Cannon, William E	50 UC38	26.54

Heat 29 of 62 Finals

1	Woolf, Marlon I	50 NUTS	26.02
2	Sihner, Craig	54 SRVM	26.00
3	Harris, Russ R	52 FREM	25.96
4	Cook, Doug J	51 WCM	25.72
5	Fischer, James S	50 WMAC	25.53
6	Miller, Brent D	54 MOVY	25.65
7	Pettibone, Chip	52 SRM	25.88
8	Grisa, Thomas M	52 WMAC	25.97
9	Cortez, Ralph A	51 IAMA	26.01
10	Carlson, Eric	53 LNRS	26.18

Heat 30 of 62 Finals

1	Boileau, Mike	52 CMS	25.22
2	Jacobs, Tom	50 SMM	25.18
3	Dawkins, Douglas R	51 USF	25.00
4	Anderson, Thomas D	52 MELO	24.98
5	Fisher, Dennis E	54 CSMT	24.80
6	Baker, John	51 SMM	24.90
7	Soe, Soren T	50 SCSC	24.99
8	Aubrey, Michael	53 SFTL	25.01
9	Welchel, David	52 LIB	25.20
10	Seaman, Phil	52 LGSR	25.40

Heat 31 of 62 Finals

1	Richey, Steven C	53 MSMA	24.70
2	Keating, Kevin	50 SMAC	24.50
3	James, John A	51 SRM	24.50
4	Neuvirth, Paul G	51 NOVA	24.10
5	Buchanan, Greg	54 DAM	24.10
6	Power, Scott	51 UC14	24.10
7	Nootbaar, Tom T	50 WCM	24.35
8	Neuhold-Huber, Tom M	52 PCCM	24.50
9	Woolard, Woody	50 UC33	24.61
10	Barker, Douglas C	51 MVN	24.74

Heat 32 of 62 Finals

1	Stephenson, Kyle	53 MOVY	23.90
2	Boone, Jon	50 WCM	23.73
3	Gibson, Dave	53 IM	23.50
4	Ponthier, Chuck	51 LAPS	22.80
5	Mercer, Rich	50 BLU	22.54
6	Wilson, Kurt E	54 CRUZ	22.70
7	Mortensen, Franz	50 SCSC	22.98
8	Lum, Bryant J	52 VCM	23.59
9	Remmert, Greg A	51 WCM	23.90
10	Blichfeldt, Tore	50 UC44	23.98

Heat 33 of 62 Finals

3	Geller, Jason A	47 TOC	40.00
4	Morgan, Christopher J	49 SCSC	34.29
5	Johansson, Kenneth R	45 WH2O	35.00
6	Ousterhout, Oliver D	30 UC38	33.00
7	Perez, Octavio	36 WMAC	29.00



Allison E.
Yes! Finally got my SWOLF score below 35.
Dec 28 @ 2:22pm Like ♥️👍

Phillip Greinke
Shaved 3 seconds off my 50 free!
Dec 28 @ 10:22am Like ♥️👍

Gabriel Bellard
Hit 20 miles this month. Next up: 25.
Dec 30 @ 7:12pm Like ♥️👍

**Beat your own personal best.
Then brag to your buddies.**

Let the world know every goal you meet, every milestone you pass, and every record you shatter. Let Garmin Swim log your distance, pace, stroke count and stroke type. Then analyze the data in Garmin Connect and alert your connections when your practice has turned to personal success. Learn more at Garmin.com/swim



GARMIN 

**2014 Nationwide USMS Spring Nationals
George Haines International Swim Center
Meet Program - Friday, May 2, 2014**

Heat 34 (#10 Men 50 Yard Freestyle)

1 Clifford, Andy L	47 LOM	31.19
2 Haberstick, Brian	47 IM	28.90
3 Migdal, James	48 MELO	28.00
4 Dubrick, Jon S	45 ROSE	27.79
5 Reed, Robert W	49 NUTS	27.09
6 Westergaard, Rob	45 DAM	27.11
7 Steenhuis, Harm-Jan	46 WST	27.80
8 Cooperman, Jeff	47 TAM	28.50
9 McAdams, Steve	49 LOM	30.99
10 France, Kermit	47 WCM	31.61

Heat 35 of 62 Finals

1 Havens, Greg J	49 MAAC	27.00
2 Coates, Ed M	48 TXLA	26.46
3 Wilson, Tom S	46 SDSM	26.10
4 Paxton, Sean C	45 ROSE	25.98
5 Fisher, Robert R	48 WAMS	25.90
6 Monroe, Mark D	48 UC38	25.91
7 McCarthy, John W	48 LNRS	25.99
8 Velasco, Tim	47 AAM	26.46
9 Hubert, Craig J	49 JAM	26.49
10 Cocca, Chris D	48 MELO	27.08

Heat 36 of 62 Finals

1 Shandrew, Jerry S	48 WH2O	25.80
2 Branchaud, Jeffrey A	49 MAM	25.78
3 Asti, Joel C	45 UC38	25.75
4 Johnson, Steve	47 UC34	25.65
5 Hahn, Darek L	47 JAM	25.50
6 Frappia, Robert F	49 HQNV	25.51
7 Villa-Lovoz, Sean T	46 QSS	25.70
8 Hoyt, Brian K	47 CMS	25.75
9 Lueth, Dirk	48 MELO	25.80
10 Adams, William A	47 LAS	25.87

Heat 37 of 62 Finals

1 Hohn, Chris	45 SBSM	25.50
2 Gogulski, David H	45 NITR	25.49
3 Camacho, Raymond E	49 WH2O	25.43
4 Heaney, Michael P	47 WCM	25.20
5 Engelskirchen, Adam G	45 TAM	25.00
6 Snyder, Daniel B	46 LGSR	25.15
7 Carpenter, Michael J	49 MSMA	25.25
8 Cunningham, Geoff T	45 RHMS	25.43
9 Eldredge, Mark R	45 SMS	25.49
10 Walker, John A	46 USF	25.50

Heat 38 of 62 Finals

1 Smith, Bryan E	46 PSM	25.00
2 Bajet, Denis	46 SCSC	25.00
3 Meier, Eric	49 MELO	24.90
4 Cacciarelli, Guy A	45 SCA	24.82
5 Oyler, Paul F	48 UC11	24.64
6 Billings, Raymond	49 AKMS	24.80
7 Svinterud, Bjorn	47 SBSM	24.84
8 Hunt, David N	47 CRUZ	24.98
9 Matarangas, Paul	46 UC38	25.00
10 Ellis, Andrew F	45 TERR	25.00

Heat 39 of 62 Finals

1 Sherry, Steve K	47 LGSR	24.50
2 Kaelle, John	45 OAM	24.30
3 Kroupa, Andy S	45 BLU	24.09
4 Friedman, Todd A	48 UC50	23.95
5 Stahl, Stephen A	49 WCM	23.90
6 Volzing, Mace P	49 WAMS	23.95
7 De La Vega, Rafael	45 MELO	24.00
8 Peschel, Keith D	48 AQUM	24.13
9 Ferguson, Daniel B	47 WH2O	24.50
10 Ehrenberger, Dennis K	49 UC38	24.52

Heat 40 of 62 Finals

1 Powell, Steven T	46 LAPS	23.51
2 Rust, Stefan R	46 LRC	23.37
3 McComish, John H	48 OREG	23.30
4 Jimenez, Carlos A	49 RICE	23.20
5 Hobson, Chip L	46 SNM	23.00
6 Boosin, Michael J	47 OREG	23.17
7 Hiltabiddle, Steve	47 1776	23.25
8 Boshoff, Nick	45 CVMM	23.36
9 Moran, Marty	47 MINN	23.50
10 Hull, Tim A	49 CHIC	23.89

Heat 41 of 62 Finals

1 Winter, Jarret R	45 CRUZ	22.79
2 Bennett, Dennis	48 IAMA	22.55
3 Varozza, Mike J	46 TXLA	22.49
4 Heber, Scott	47 DAMM	22.12
5 Biondi, Matthew N	48 CVMM	21.50
6 Unruh, Steven L	47 NITR	22.10
7 Cox, Mark	46 PTMS	22.38
8 O'Dell, Rick	46 BLU	22.50
9 McDonough, John C	45 TOC	22.77
10 Segal, William N	49 JAM	22.80

Heat 42 of 62 Finals

1 Bartfay, Joseph V	42 NOVA	28.98
2 Rothenberg, Michael E	40 LOM	27.73
3 Adams, Scott G	44 UC04	27.14
4 Garfield, Mark	43 ALMA	27.00
5 Castle, Matt	42 PSM	26.20
6 Young, Michel F	43 VCM	27.00
7 Bell, Tyson	42 TSUN	27.51
8 Yglesias, Willie J	43 UC38	28.02
9 Burnett, Nicholas A	32 USF	26.05
10 Schwessinger, Benjamin	31 DAM	28.00

Heat 43 of 62 Finals

1 Wen, Patrick J	41 WCM	25.66
2 Mansfield, Ken	43 SRM	25.50
3 Pozzi, Jeffrey R	40 OAK	25.50
4 Rittenberg, Durrell	44 PSM	25.45
5 Holmes, Todd	44 CMS	25.22
6 Vocke, Joe	43 NAM	25.33
7 White, Tobin F	42 DAM	25.46
8 Quackenbush, Sean H	43 UC38	25.50
9 Prado, Manuel	41 CRUZ	25.64
10 Spangler, Taylor A	43 DAM	25.71

Heat 44 of 62 Finals

1 Valle, Marc A	40 ARIZ	25.12
2 Hursty, Peter S	41 OCMT	24.93
3 Piland, Jon	42 NSA	24.77
4 Virkus, Christopher T	42 PTCO	24.75
5 Tomson, Farol L	42 GERM	24.71
6 Courtney, Chris	41 ARIZ	24.72
7 Kaloust, Scott W	44 MELO	24.75
8 Bodie, David	42 SAMY	24.87
9 Parker, Greg	44 ROSE	25.11
10 Hanel, David M	42 TMPO	25.20

Heat 45 of 62 Finals

1 Erickson, Douglas B	42 RHMS	24.22
2 Kitzman, Scott A	44 NCMJ	24.18
3 Evans, Scott M	42 SNM	24.05
4 Tessin, Christopher D	43 NCMJ	24.01
5 Connolly, Darrin T	42 BAY	24.00
6 Anderson, Kent A	42 DAM	24.00
7 Dietrich, Jim	43 NOVA	24.03
8 Oldershaw, Trevor D	44 UC38	24.16
9 Moreno, David	44 CTM	24.22
10 Timko, Kevin A	44 RAA	24.25

Heat 46 of 62 Finals

1 Barnes, David	40 STAN	23.96
2 McClung, Paton M	44 WIND	23.95
3 Edwards, Dan	40 CMS	23.54
4 Bolivar, Jose L	43 OREG	23.40
5 Turk, John P	42 MELO	22.99
6 Turk, Stephen P	44 MELO	23.36
7 Karren, Kelly S	40 UTAH	23.47
8 Anderson, Ryan C	40 PTCO	23.67
9 Ahmadi-Kashani, Magid	41 NOVA	23.95
10 Smithwick, Charles E	40 NCMJ	23.99

Heat 47 of 62 Finals

1 Niemi, Matthew G	40 USF	22.80
2 Tiozzo, Eduard	40 SFTL	22.42
3 West, Steve	42 NOVA	22.16
4 Eisenhuth, Matthew S	40 CMS	21.70
5 Davis, Josh	41 EMS	20.99
6 Sheldon, Paul	43 CMS	21.52
7 Wanie, Lee G	40 TOC	22.10
8 Wegner, Dan	42 LVM	22.20
9 Beach, Christopher E	44 NCMJ	22.52
10 Baleka, Siphwe K	43 UC28	22.83

Heat 48 of 62 Finals

1 Matsumura, Naoki	37 SCSC	26.71
2 Houchin, Jason	38 SDSM	26.51
3 Gwin, Edward R	39 QSS	26.00
4 Bentley, Orin W	37 TEME	25.01
5 Martin, Michael F	36 PCCM	24.99
6 Crooks, Alex	38 OREG	25.00
7 Williams, Rich	38 UC12	25.08
8 Kim, Steve	37 ROSE	26.10
9 Sullivan, Sean R	35 SRM	26.60
10 Davidson, Jeremy S	39 TSUN	26.88

**2014 Nationwide USMS Spring Nationals
George Haines International Swim Center
Meet Program - Friday, May 2, 2014**

Heat 49 (#10 Men 50 Yard Freestyle)

1	Foster, Ryan F	38 WIND	24.82
2	Matthews, Jonathan	35 OREG	24.25
3	Stockwell, Zach	39 CRUZ	23.90
4	Flakoll, Jonathan D	39 WCM	23.48
5	Iglesias, Rodrigo J	38 WIND	23.40
6	Jorgensen, Erik	39 SAC	23.47
7	Salomaa, Jari	36 TSUN	23.70
8	Mills, Jamie	37 LIB	24.25
9	Mandy, Joseph W	36 TXLA	24.52
10	Olsen, Byron	35 OREG	24.90

Heat 50 of 62 Finals

1	Freeman, Yusef E	35 MEMO	23.23
2	Greves, Richard	36 DAM	23.15
3	Rasmussen, John C	39 UC37	23.01
4	Hwang, Wayne	36 NOVA	22.97
5	Nisenbaum, Adam	36 TEME	22.88
6	Doucet, Douglas C	38 NEM	22.91
7	Jones, Clayton P	35 BAY	23.00
8	Rasmussen, Christian S	35 WCM	23.04
9	Craig, Justin R	35 FGST	23.15
10	Glass, Mark W	39 WMST	23.30

Heat 51 of 62 Finals

1	Gilman, Matthew B	37 STAN	22.75
2	Cole, David C	38 UC38	22.48
3	Christoffel, Ben J	38 INDY	21.60
4	Greenwood, Scott C	36 TOC	21.00
5	Bogart, Robert H	35 QSS	20.64
6	VonSchoff, Scott C	35 LVM	21.00
7	Counts, Glenn M	36 LVM	21.45
8	Conway, Adam M	35 TVM	21.71
9	Roat, Christopher M	39 STAN	22.48
10	Slattengren, Cory J	36 SRVM	22.85

Heat 52 of 62 Finals

1	Cheung, Alex H	34 NOVA	25.10
2	Lemke, Zebbron J	33 AAM	25.00
3	Mendenhall, Kevin C	31 WCM	24.80
4	Burrows, Aaron	32 MELO	24.51
5	Fogarty, Brian W	30 MAAC	24.41
6	Binz, Robert A	32 SCAC	24.50
7	Lee, Colin Y	31 MVM	24.75
8	Greer, Zachary J	31 ALMA	24.92
9	Alabanza, Charles C	30 ECAM	25.03
10	Luckhurst, Jonathan	32 GAJA	25.14

Heat 53 of 62 Finals

1	Erdos, Jonathan	33 CTS	24.09
2	Benishek, Mark A	32 PSM	24.00
3	Oo, Aung Sann	32 ARIZ	23.96
4	Murphey, Ray W	34 TVM	23.40
5	Marshall, Gary N	32 TOC	23.04
6	Lam, Bryan	32 ECAM	23.19
7	Wolkowitz, Michael A	32 SCAQ	23.51
8	Ayrapetov, Dmitriy B	33 UC38	24.00
9	Main, Bradley J	33 DAM	24.00
10	Leonard, John	33 IM	24.14

Heat 54 of 62 Finals

1	Baeder, Larry D	32 SRVM	23.00
2	Messmer, Matt	33 MELO	22.55
3	Dorr, John W	30 TOC	22.00
4	Bannan, Brett T	31 MELO	21.52
5	Ervin, Anthony L	32 TOC	19.99
6	Marshall, Mario L	32 SCMC	20.93
7	Holsman, Trent T	33 TOC	21.56
8	Gimbutis, Rolandas	33 ECAM	22.06
9	Salles-Cunha, Lucas	34 QSS	22.87
10	Simon, Brett N	31 TOC	23.00

Heat 55 of 62 Finals

1	Lizcano, Stephen A	28 SCSC	30.10
2	Leong, Jarret P	26 SCAQ	27.00
3	Butz, Jeremy R	25 AGUA	25.50
4	Mottola, Michael C	28 TAM	24.52
5	Gerken, Dustin D	29 NAM	24.50
6	Tsay, Eric	29 STAN	24.52
7	Knowles, Elliott J	27 SWIF	24.77
8	Grabel, Mirko	27 STAN	26.00
9	Reinert, Phillip V	26 MTMS	27.32
10	Von Ahsen, John M	27 GERM	47.59

Heat 56 of 62 Finals

1	Tauber, Peter	29 MAM	24.47
2	Arias, Luis	26 AGUA	24.00
3	Rudloff, Christian E	26 TOC	23.90
4	Kaiser, Carl J	26 WMAC	23.70
5	Zhang, Chi	25 TSUN	23.54
6	Kao, Philip S	28 NOVA	23.64
7	Ward, Neil	27 DAMM	23.81
8	Martin, Matthew J	28 ROSE	24.00
9	Mackin, Oliver M	28 ALMA	24.21
10	Sagginario, Joseph	25 OWS	24.50

Heat 57 of 62 Finals

1	Accornero, Kyle	25 FREM	23.24
2	Hurko, Andrew M	27 SCSC	23.20
3	Singleton, Marcus G	25 UTAH	23.14
4	Iwamoto, Satori	28 DAM	23.07
5	Ferrif, Nick L	25 TOC	23.00
6	Wang, Bo	27 NOVA	23.04
7	Sollom-Brotherton, Noel E	27 SRVM	23.10
8	Hurko, Stephen F	27 SCSC	23.20
9	Hurko, Chris J	27 SCSC	23.20
10	Martin, Jason T	28 FREM	23.50

Heat 58 of 62 Finals

1	Sophie, Raymond	27 RAMS	23.00
2	Cushing, Alex D	25 TOC	23.00
3	Kirkpatrick, Michael	27 SWLB	22.82
4	Bower, Kenny G	26 TOC	22.45
5	Morrison, Phillip C	29 STAN	22.15
6	Compton, Taylor I	25 L4S	22.20
7	Birnbrich, Alex	26 NAM	22.69
8	Smith, Ben	27 DKTA	22.85
9	Amer, Nader M	26 TVM	23.00
10	Neuwirth, Jamie	26 TOC	23.00

Heat 59 of 62 Finals

1	Mullen, Gary John	28 SCSC	22.00
2	Gans, Egan	28 TOC	21.90
3	Talbott, Christopher J	27 TOC	20.80
4	Grant, Andy	29 ECAM	20.50
5	Adrian, Nathan	25 TOC	20.00
6	Gallagher, Kevin C	26 SPRY	20.36
7	Loughran, Kyle A	26 L4S	20.60
8	Taylor, Jonathan B	26 TOC	21.50
9	Malasky, Martin E	25 TOC	21.94
10	Copeland, William	28 TOC	22.00

Heat 60 of 62 Finals

1	Shumway, Scott H	23 UC34	24.89
2	Hendricks, Dane G	20 PSM	24.50
3	Jacobson, Kevin P	21 UC38	24.25
4	Kawamura, Colton A	23 SDSM	24.00
5	Pollard, Spencer W	24 ALMA	23.88
6	Tran, Alex	24 ECAM	24.00
7	Sibilia, Robert S	23 UC38	24.23
8	Phelan, Cole E	22 PSM	24.50
9	Morley, Kyle G	20 DUCK	24.88
10	Altman-Kurosaki, Linus K	24 AGUA	24.89

Heat 61 of 62 Finals

1	Cormican, Zachary	23 NDSU	23.43
2	Garcia, Mike	21 LIEM	23.20
3	Stoner, Chris T	22 DAM	23.09
4	Birnbrich, Zachary T	22 NAM	22.68
5	Gonzalez, Richard	21 SMM	22.50
6	Wong, Michael H	23 LIEM	22.52
7	Sibley, Alexander	24 ROSE	22.97
8	Champagne, Jonathan	22 AGUA	23.14
9	Oreizi, Justin D	24 DUCK	23.20
10	Talbott, Patrick J	24 UC38	23.50

Heat 62 of 62 Finals

1	Callan, Kyle R	22 UC38	22.40
2	Koon, Nolan	24 TOC	22.00
3	Kuhn, Kevin F	24 SBM	21.70
4	Saeta, Andrew	23 TOC	20.89
5	Peterson, Christopher V	24 OAM	20.20
6	Ferguson, Kevin	24 TOC	20.54
7	Yiu, Nicholas	21 UC38	21.25
8	Hollis, Blake A	20 WCM	21.72
9	Elaziz, Sarp	20 ROSE	22.05
10	Harding, Cole	18 OREG	22.50

#11 Women 200 Yard Backstroke

Lane	Name	Age	Team	Seed Time
Heat 1 of 17 Finals				
1	Rose, Polly	71	USF	5:37.00
2	Norris, Roswita D	71	DAM	4:30.14
3	Hlavacek, Ida M	72	VMST	3:44.91
4	Marr, Jackie M	70	SDSM	3:14.88
5	Ward, Joy	71	OREG	3:00.00
6	Westergaard, Leslie M	71	DAM	3:35.27
7	Fritz, Jill D	73	ARIZ	4:03.86
8	Ackerman, Dolly J	72	WCM	4:51.42
9	Tyler, Sarah L	69	SNM	4:05.47
10	Seidler, Jeanne E	67	WMAC	5:13.43

**2014 Nationwide USMS Spring Nationals
George Haines International Swim Center
Meet Program - Friday, May 2, 2014**

Heat 2 (#11 Women 200 Yard Backstroke)

1	Morton, Judith L	75 WCM	4:59.53
2	Henderson, Martha J	77 FACT	4:12.88
3	Williams, Anne H	75 SDSM	3:26.33
4	Arnold, Patricia F	75 SMS	4:06.83
5	Mc Cubbin, Miek	78 SMM	4:37.77
6	Kornfeld, Maurine E	92 MVN	4:56.94
7	Sanddal, Charlotte E	91 MM	6:49.86
8	Jackson, Barbara J	84 MM	4:05.00
9	Kay, Ann	80 MELO	4:05.00
10	Stupfel, Gloria M	87 SMM	7:15.00

Heat 3 of 17 Finals

1	Tevis, Maggie H	66 RHMS	3:35.00
2	Casey, Kathrine J	65 PSM	3:20.56
3	Rockholm, Ellen J	65 KMAN	3:14.60
4	Montrella, Beverly J	67 MVN	3:05.65
5	Dills, Suzanne L	69 PSM	2:54.57
6	Slifer, Kathy M	68 NEM	3:04.32
7	Pohlmann, Mary M	69 SLAM	3:08.10
8	Tyler, A Susan	65 SNM	3:20.48
9	Hashimoto, Christine L	66 CMS	3:22.06
10	Rousseau, Sandi	66 OREG	3:40.00

Heat 4 of 17 Finals

1	Kaguni, Laurie S	61 MICH	3:31.58
2	Willard, Mimi	60 NUTS	3:15.57
3	Stengel, Alta F	63 SDSM	3:14.44
4	De Moss, Sally	61 NBA	3:10.00
5	Welsh, Mary	60 TCAM	3:05.00
6	Hepworth, Jeri	61 RHMS	3:10.00
7	Merryfield, Carol L	63 SMM	3:13.31
8	Armstrong, Miki	60 MELO	3:15.00
9	Wright, Jill M	63 SAWS	3:17.15
10	Watson, Lisa L	60 GAJA	3:34.53

Heat 5 of 17 Finals

1	Dougherty, Mindy M	61 MVN	3:00.99
2	Summers, Jeanna	60 OREG	2:55.76
3	Miller, Celeste	64 SNM	2:55.00
4	Panighetti, Camille A	63 CHIC	2:50.00
5	Jaunzeme, Andra	61 WH2O	2:46.00
6	Schmidt, Jonelle	63 ARIZ	2:48.00
7	Clark, Elizabeth A	60 NBA	2:50.00
8	Lyman, Carolyn B	63 UTAH	2:55.15
9	Ciraulo, Christie	60 UCLA	3:00.01
10	Hepworth, Linda	60 RHMS	3:04.45

Heat 6 of 17 Finals

3	Halbrook, Kirsten R	45 MAM	3:05.00
4	Kizer, Kathleen S	46 MAM	3:14.07
5	Cook, Sally A	52 ROSE	3:47.32
6	Helmrich, Susan P	58 LNRS	2:58.43
7	Hickel, Jessie J	55 BWAQ	2:54.99
8	Lambert, Caroline	56 FREM	2:57.66

Heat 7 of 17 Finals

1	Hines, Mary Anne	56 WMST	2:52.00
2	DeMere, Susan D	58 GS	2:38.38
3	Larson, Linda L	58 SFTL	2:36.44
4	Landers, Patty	57 WCM	2:31.00
5	Bilich, Bonnie M	56 SRVM	2:25.00
6	Andrus-Hughes, Karen	56 OREG	2:26.00
7	Knapp, Lo D	59 UTAH	2:35.73
8	Meyer, Marguerite	55 TOC	2:37.00
9	Lee, Cindy S	56 SMM	2:50.00
10	Quinn, Phyllis E	58 TOC	2:54.50

Heat 8 of 17 Finals

1	Bustamante, Ximena A	54 DAM	3:30.15
2	Watters, Diana	54 MVM	3:00.00
3	Diddams, Margaret A	52 PSM	2:45.92
4	Irish Bostic, Linda	50 NCMJ	2:39.43
5	Lepinski, Cokie	54 NUTS	2:38.37
6	Russell, Jane E	51 DAM	2:38.43
7	Carango, Jennifer	51 SCA	2:40.00
8	Thayer, Marieke	52 SDSM	2:58.23
9	McNamara, Kathleen A	54 USF	3:06.95
10	Rose, Sheila D	51 MAAC	3:46.33

Heat 9 of 17 Finals

1	Kupferberg, Jody Lee	52 UC14	2:35.63
2	Glassman, Lucille R	51 FREM	2:32.00
3	Block, Andrea J	52 IM	2:30.33
4	Courtney, Zena H	54 BWAQ	2:26.44
5	Ward, Lisa A	50 WCM	2:19.00
6	Bunch, Brigid J	50 ARIZ	2:22.30
7	Kafka, Heidi	51 IM	2:28.99
8	Najjar, Ellie S	52 CMS	2:31.60
9	Hafner, Hilary R	54 SRM	2:35.00
10	Pace, Lisa A	52 PSM	2:36.91

Heat 10 of 17 Finals

1	Giles-Ott, Ruth	45 IM	2:53.79
2	Nelson, Sheila	45 SRM	2:48.04
3	Pasterczyk, Christine	47 NEM	2:44.32
4	Goldsmith, Dara	47 LVM	2:40.01
5	Howard, Amy	49 QMST	2:38.96
6	Daubersmith, Britta M	48 OREG	2:40.00
7	Couch, Stephanie D	49 MELO	2:40.11
8	Mikels, M. Heather	45 MVN	2:47.95
9	Garforth, Emma	46 DAM	2:48.65
10	Schmidt, Grace E	49 UC38	2:55.00

Heat 11 of 17 Finals

1	Santos, Debbie M	45 WCM	2:36.50
2	Vanderpoel, Nicole L	49 CMS	2:35.50
3	Crino, Heide P	47 CMS	2:35.16
4	Schriger, Joan A	49 TOC	2:26.99
5	Seavall, Kelly J	45 CMS	2:24.04
6	Monaghan, Ann S	47 JAM	2:25.00
7	Cox, Juliet E	46 MAM	2:29.00
8	Le Febre, Karen J	46 SNM	2:35.28
9	Perry, Rebecca R	49 MAM	2:36.33
10	Richardson, Kim G	45 CMS	2:38.50

Heat 12 of 17 Finals

1	Giffin, Meghan J	35 ROSE	3:05.47
2	Chow, Jackie I	35 DAM	2:45.99
3	Reece, Katherine F	38 CHIC	2:35.90
4	Vultaggio, Maisie	39 LVTC	2:43.00
5	Burch, Katie E	36 TVM	2:50.00
6	Rogers, Lori J	43 WCM	2:49.99
7	Lindstrom, Chris	41 MVM	2:40.10
8	Denison, Stephanie	43 SMST	2:39.87
9	Noone, Kerrie	43 NEM	2:40.14
10	Rinesmith, Jennifer	40 SLAM	2:55.35

Heat 13 of 17 Finals

1	Farinas, Jennifer R	42 PSM	2:38.20
2	Ozawa, Megumi	42 MEMO	2:30.30
3	Hanley, Catherine C	41 WCM	2:24.99
4	Holland, Amy S	42 NCMS	2:20.90
5	Weststone, Susan	40 PSM	2:15.30
6	Saribalas, Amy M	41 NAM	2:16.84
7	Phifer, Katy K	40 LVM	2:22.00
8	Davidson, Michelle L	43 GSM	2:25.00
9	Beeman, Ashley C	42 CONN	2:32.17
10	Volz, Kristin R	40 SFTL	2:38.31

Heat 14 of 17 Finals

1	Sullivan, Shannon D	38 NCYM	2:33.40
2	Sardella, Stephanie L	36 SMM	2:24.71
3	Johnson, Serena H	36 OREG	2:23.77
4	Stich, Chris S	36 WMAC	2:22.95
5	Kelsey, Jane M	38 LRC	2:12.68
6	Limke, Tobi L	39 NBAC	2:15.95
7	Birnie, Tate A	39 SRM	2:23.50
8	Lovell, Allison	37 CRUZ	2:24.16
9	Sheehan, Nichole	35 WLAC	2:25.40
10	Arata, Melissa E	37 OREG	2:35.87

Heat 15 of 17 Finals

2	Van Horn, Alaina L	33 L4S	2:34.03
3	Belliveau, Adrienne C	30 USF	2:25.56
4	Brandon, Celeste A	30 BLU	2:24.05
5	Watanabe, Naoko	31 TOC	2:11.00
6	McIntyre, Erin	32 UC32	2:19.98
7	Finlay, Andrea	34 TSUN	2:24.24
8	Perrotet, Jennifer K	34 NCMS	2:25.72

Heat 16 of 17 Finals

2	Ho, Judy	28 ROSE	2:30.28
3	Johnston, Emily M	26 ARIZ	2:20.14
4	Van Erden, Jayme K	28 RMST	2:17.29
5	Lee, Alexandra K	26 DAM	2:11.00
6	O'Donnell-McCarthy, Fiona	27 TOC	2:11.12
7	Nelson, Katey	26 PRES	2:20.00
8	St. Sauveur, Katelyn	25 ARIZ	2:30.20
9	Schrapfer, Bridgette	28 MM	2:35.27

Heat 17 of 17 Finals

2	Kemp, McKenzie R	23 EAMS	2:45.00
3	Roth, Tenae	24 USF	2:29.00
4	Brink, Opal E	19 QMST	2:19.63
5	Guerrero, Cambridge L	18 LVM	2:10.10
6	Oto, Jillian M	20 SMM	2:18.00
7	Cheong, Sinclair	21 SMM	2:25.00
8	O'Kane, Phoebe	23 ECAM	2:33.00

2014 Nationwide USMS Spring Nationals
George Haines International Swim Center
Meet Program - Friday, May 2, 2014

#12 Men 200 Yard Backstroke

Lane	Name	Age	Team	Seed	Time
Heat 1 of 19 Finals					
1	Beach, Robert E	83	SPM		4:15.00
2	McConnell, Stan	82	UC33		4:00.00
3	Brown, Donald L	80	WCM		3:05.00
4	Mullins, Stephen M	81	IM		3:55.00
5	Mayo, Robert W	80	WCM		4:02.00
8	Ronay, Peter E	71	ROSE		3:40.00
9	McDanal, Steven K	70	CMS		4:15.50
10	Walker, Thomas W	67	PSM		3:50.00
Heat 2 of 19 Finals					
4	Ouchakof, Vladimir I	90	CONN		6:55.00
5	Stupfel, Don L	86	SMM		5:10.00
6	Roudebush, George M	89	PSM		6:05.00
Heat 3 of 19 Finals					
1	Smethurst, Everett W	79	NOVA		3:40.98
2	Fasbender, Barry A	76	SMM		3:20.24
3	Thayer, George D	78	OREG		3:18.21
4	Hill, Laurance O	75	SDSM		3:10.00
5	Gallagher, Drury J	75	XCEL		3:00.00
6	Norris, Robert F	75	DAM		3:08.48
7	Bledsoe, Dennis R	75	WCM		3:15.10
8	Van Horn, William G	75	TOC		3:20.00
9	Rauch, Will	79	LVM		3:30.00
10	Farmer, Michael W	66	ROSE		3:22.64
Heat 4 of 19 Finals					
1	Wood, Craig A	73	ETEX		3:35.00
2	Shaw, James F	73	RINC		3:15.00
3	Boak, Thomas D	70	WMST		2:58.00
4	Walker, Larry	70	SDSM		2:54.13
5	Burns, Richard	70	TAM		2:27.00
6	Boggs, Paul T	70	TVM		2:45.00
7	Raffaelli, Larry L	71	VCM		2:55.53
8	Carey, George L	71	UC33		3:10.18
9	McLachlan, Murray L	73	MELO		3:20.00
10	Sanchez, David W	70	CLOV		3:39.74
Heat 5 of 19 Finals					
1	Shaffer, Craig A	67	ARIZ		2:53.25
2	Willis, Gregory B	65	LAPS		2:42.00
3	McColly, Michael	68	PSM		2:38.00
4	Selna, Mike	65	NOVA		2:32.00
5	Shestakov, Alek I	65	OAK		2:20.00
6	Wilder, Hugh	66	SRM		2:23.00
7	Reid, Joe	65	GAJA		2:32.65
8	Lawrie, Jim	67	SNM		2:38.34
9	Saplys, Al	66	MICH		2:53.11
10	Ugarkovich, David M	66	TVM		2:55.00
Heat 6 of 19 Finals					
1	Foote, David E	64	UC33		3:20.16
2	Umholtz, Ken	62	OJAI		3:06.08
3	Kahn, Stuart L	60	DAM		2:50.00
4	Johnson, Clifford H	62	SNM		2:35.00
5	Nelson, John P	60	JAMM		2:30.17
6	Fochios, Dean T	60	WMAC		2:30.90
7	Foreaker, Don	61	SRM		2:40.00
8	King, Edward V	62	TOC		2:55.00
9	Levinson, Alan	63	MAM		3:06.80

Heat 7 of 19 Finals

1	Haufler, Steven E	61	OAM		2:28.50
2	Bell, Alan	64	PSM		2:26.00
3	Edwards, Wes	60	OREG		2:25.00
4	Lukens, Jeffrey	60	MINN		2:20.00
5	Mc Conica, Jim	63	VCM		2:13.89
6	Stanback, John	60	CMS		2:18.20
7	Perout, Jeffrey J	61	SYSM		2:22.00
8	Townsend, Scott	60	LVM		2:25.50
9	Courtney, Jack W	60	AGM		2:27.10
10	Mykleby, Geoff L	61	WMAC		2:30.00

Heat 8 of 19 Finals

2	Underbrink, Dan	57	PSM		2:50.44
3	Clark, David L	56	WMAC		2:33.72
4	Reudy, Tom	59	SMM		2:28.00
5	Davis, Thomas W	56	ROSE		2:20.86
6	Rogers, Randy	55	PSM		2:25.27
7	Hendrick, Marty	56	SFTL		2:28.77
8	Heather, Michael R	59	MVN		2:39.29

Heat 9 of 19 Finals

1	Weissert, Toby	55	NOVA		2:20.00
2	Prosen, Dennis E	57	SMM		2:19.70
3	Dunn, Joe S	56	SRM		2:12.02
4	Klein, Jonathan E	56	NCMS		2:11.80
5	Shake, Scott D	56	ARIZ		2:07.50
6	Stephenson, Dan	57	ROSE		2:10.40
7	Tallman, Karl G	55	CRUZ		2:12.00
8	Volpp, Bryan D	56	WCM		2:17.80
9	Seibt, Andreas K	56	IM		2:20.00
10	Cutting, Steve	56	TVM		2:20.74

Heat 10 of 19 Finals

1	Torgerson, Rob	52	SMAC		2:37.16
2	Dahle, Gene M	54	RAMS		2:30.00
3	Bennett, Michael L	53	CRUZ		2:27.22
4	Benner, Tord E	54	NOVA		2:25.50
5	Zoltick, Martin M	51	L4S		2:25.00
6	Elander, Blair R	52	PSM		2:25.00
7	Archer, Branch T	54	UC26		2:25.90
8	Robnett, Truman J	51	VCM		2:28.34
9	Ireland, Bill	54	SCAQ		2:31.17
10	Fitzmorris, Drew	54	MICH		2:39.77

Heat 11 of 19 Finals

1	Trimble, Sandy	51	WAMS		2:24.00
2	Brancamp, David J	52	SNM		2:22.73
3	Mc Ginley, Patrick B	50	ROSE		2:20.52
4	Antonick, Gary M	51	STAN		2:20.00
5	Power, Scott	51	UC14		2:17.82
6	Tainty, Chris J	54	CRUZ		2:19.00
7	Evans, Dave	53	ARIZ		2:20.04
8	Soe, Soren T	50	SCSC		2:20.99
9	Taylor, Ron A	53	RPM		2:23.11
10	Podmajersky, Tom E	50	UCI		2:24.90

Heat 12 of 19 Finals

1	Neuman, Larry H	51	RAMS		2:16.01
2	Yeomans, Scott	50	GSM		2:15.90
3	Birnbrich, Chris L	50	NAM		2:14.55
4	Chao, Hector	50	WCM		2:10.06
5	Morris, Richard L	50	NAM		2:05.00
6	Vela, Stanley A	52	NBA		2:10.00
7	Nalli, Lyle A	54	PSM		2:14.08
8	Doyas, Greg R	51	FREM		2:15.36
9	Strickland, Robert L	54	MSMA		2:16.00
10	Frentsos, Paul J	52	TSUN		2:17.50

Heat 13 of 19 Finals

2	Lewis, Mike J	49	WIND		2:23.34
3	Berntsen, Mike	45	MAAC		2:20.50
4	Boosin, Michael J	47	OREG		2:21.00
5	Wilson, Todd	49	SRM		2:30.04
6	Parker, Greg	44	ROSE		2:19.11
7	Prado, Manuel	41	CRUZ		2:19.47
8	Ahlgren, Kyle R	38	NCYM		2:49.62

Heat 14 of 19 Finals

1	Borton, Dan	46	ROSE		2:17.19
2	Chebotaev, Oleg	45	JAM		2:14.00
3	Moore, Eric C	45	OREG		2:12.20
4	Ballack, Jon R	48	STAN		2:03.00
5	Gould, Rick	45	STAN		1:53.00
6	Tuchler, Jim	49	IM		2:01.50
7	Brundage, Patrick W	47	UC48		2:03.15
8	Hopson, Bruce E	48	SLAM		2:13.40
9	Fischer, Niel E	49	CHIC		2:15.00
10	Wise, Mike	49	CMS		2:20.20

Heat 15 of 19 Finals

1	White, Tobin F	42	DAM		2:16.83
2	O'Mara, Timothy J	42	SNM		2:11.30
3	Anderson, Ryan C	40	PTCO		2:10.25
4	Hale, William C	43	ECAM		2:07.61
5	Davis, Josh	41	EMS		1:49.99
6	Mc Kay, Matthew G	42	TOC		1:59.23
7	Carlstrom, Adam T	41	PSM		2:09.22
8	Tiozzo, Eduard	40	SFTL		2:10.26
9	Karren, Kelly S	40	UTAH		2:13.47
10	Connolly, Darrin T	42	BAY		2:17.00

Heat 16 of 19 Finals

1	Hatch, Eric	39	CMS		2:23.51
2	Milton, Trevis B	36	WLAC		2:15.00
3	Nakahodo, Sidney	38	NCYM		2:11.99
4	Alley, David W	39	TXLA		2:02.62
5	Scalise, Erik L	36	SNM		1:56.89
6	Gallagher, Jose-Luis	37	L4S		2:00.50
7	Mellinger, Jeff R	35	WCM		2:05.00
8	Laustsen, Paul C	39	MELO		2:14.11
9	Mahn, Chris	39	WIND		2:16.87
10	Kim, Steve	37	ROSE		2:24.66

**2014 Nationwide USMS Spring Nationals
George Haines International Swim Center
Meet Program - Friday, May 2, 2014**

Heat 17 (#12 Men 200 Yard Backstroke)

1	Cheung, Alex H	34 NOVA	2:32.00
2	Oo, Aung Sann	32 ARIZ	2:17.16
3	Roper, Matthew D	33 DAM	2:08.36
4	Grisham, Kyle J	31 SAWS	2:06.96
5	Ryan, Keith	30 SON	2:03.95
6	Blatnik, Jeffrey	34 NOVA	2:06.50
7	Callaghan, Mark B	34 DAM	2:07.00
8	Lau, Austin C	30 BAC	2:16.16
9	Durieux, Chad A	34 ROSE	2:24.20
10	Schwessinger, Benjamin	31 DAM	2:45.00

Heat 18 of 19 Finals

1	Cirone, Nicholas A	25 UC38	2:31.72
2	Docken, Steffen S	25 DAM	2:26.43
3	Bullock, Ryan D	29 LAPS	2:10.00
4	Alban, Doug M	27 NBAC	2:05.06
5	Sollom-Brotherton, Noel E	27 SRVM	1:59.00
6	Happ, Kevin R	25 NCMS	1:59.25
7	Alders, Alec	25 ROSE	2:05.76
8	Iwamoto, Satori	28 DAM	2:10.66
9	Kim, Gene B	27 SCAQ	2:30.84

Heat 19 of 19 Finals

3	Huseby, Nick	19 NDSU	2:17.32
4	Jezeek, Jacob J	20 LVM	2:10.00
5	Garcia, Wilfred R	23 MVM	1:55.59
6	Hong, Arthur	22 STAN	2:09.00
7	Sakamoto, Takumi	24 PSCM	2:16.20

#13 Women 100 Yard Breaststroke

Lane	Name	Age	Team	Seed Time
------	------	-----	------	-----------

Heat 1 of 26 Finals

2	Sachs, Janet G	77 CMS	2:39.00
3	Haworth, Joyce M	76 WCM	2:05.55
4	Arnold, Patricia F	75 SMS	1:57.28
5	Leilich, Joann	75 WMST	1:30.00
6	Jaffe, Kristin N	76 SLN	1:47.43
7	Miller, Jan	75 ARIZ	2:00.70
8	Flesh, Anice W	77 NUTS	2:09.03
9	Hirsch, Ann M	83 WCM	1:58.00

Heat 2 of 26 Finals

1	Long, Anne B	72 USF	2:04.39
2	Carroll, Glenda G	70 TAM	1:55.00
3	Sike, Ilona J	73 UC44	1:44.00
4	Barnea, Daniela	70 STAN	1:36.30
5	Stretch, Nancy	74 TOC	1:53.00
6	Densmore, Ann	72 NEM	2:02.19
7	Conkey, Nancy	69 SNM	1:57.05
8	Caso, Susie A	67 MAM	1:55.62
9	Smith, Diane G	69 CVMM	1:55.92
10	Iwamoto, Mizuho	66 DAM	2:20.00

Heat 3 of 26 Finals

1	Hill, Marcia M	69 WCM	1:50.94
2	Davison, Terry L	69 DAM	1:45.00
3	Waggoner, Gloria	66 HMS	1:40.00
4	Dutro, Cynthia L	65 MELO	1:38.20
5	Gettling, Janet	65 OREG	1:29.84
6	Carruthers, Kate M	65 PSM	1:31.13
7	Dillon, Sally A	67 PSM	1:38.37
8	Christenson, Candy J	67 WMAC	1:44.26
9	Hornof, Kristine T	66 DAM	1:48.46
10	Scott, Stephanie I	67 WCM	1:53.00

Heat 4 of 26 Finals

1	Beery, Barbara M	63 MAM	2:15.82
2	Latham, Kate D	61 MVM	2:00.00
3	Myer, Cynthia J	61 IMSC	1:41.98
4	Lyman, Carolyn B	63 UTAH	1:37.15
5	Schulbach, Cathy	60 LGSR	1:34.17
6	Eisenman, Judy A	60 TAM	1:34.50
7	Cambra-Brungard, Jeanne	62 LOM	1:37.85
8	Kennedy, Aud	61 CRUZ	1:42.20
9	Zappas, Peggy	64 KMAN	2:10.09

Heat 5 of 26 Finals

1	Merena, Elizabeth J	61 BCTM	1:33.20
2	Smith, Patty	61 SCAC	1:30.91
3	Girard, Mikey G	60 ARIZ	1:30.63
4	Rosener, Karen K	60 CMS	1:26.20
5	Jaunzeme, Andra	61 WH2O	1:22.00
6	Kohn, Catherine K	61 SLAM	1:22.00
7	Ehrke, Nancy L	60 WMAC	1:29.95
8	Alexander, Martha A	64 WCM	1:30.86
9	Bauer, Jeannette M	64 SCA	1:31.04
10	Seaton, Jessica W	61 WH2O	1:34.00

Heat 6 of 26 Finals

1	Bailey, Lee Ann	59 DAM	1:54.00
2	Marnell, Mary	57 WCM	1:40.80
3	Mangan, Martina G	55 OREG	1:39.23
4	Antonakos, Lauren S	56 SMM	1:35.00
5	Nash, Betsy	58 LOM	1:33.13
6	James, Katy	58 ARIZ	1:33.14
7	Zappone, Peggy L	55 PSM	1:35.26
8	Newton, Deborah A	58 NBA	1:40.00
9	Duane, Debbie	59 ARIZ	1:43.76
10	Moritz, Debbie J	56 LOM	2:10.45

Heat 7 of 26 Finals

1	Siegel, Christine L	57 SDSM	1:32.00
2	Manning, Marie L	59 OCMT	1:29.70
3	Marshfield, Ann K	55 O*H*	1:28.87
4	Nicholson, Nancy A	57 SCA	1:27.28
5	Steil, Tamara R	59 MICH	1:27.08
6	Brault, Danielle	58 VIC	1:27.16
7	Dolan LaMar, Diana	56 SDSM	1:27.52
8	Finch, Merry B	59 YCMS	1:29.21
9	Haynie, Dee A	59 TOC	1:30.00
10	Mothersill, Jane C	57 NUTS	1:33.05

Heat 8 of 26 Finals

1	Chapman, Linda	58 PSM	1:24.51
2	Wheeler, Barbara C	57 TAM	1:22.57
3	Berg, Tonya K	55 PSM	1:19.00
4	Estel, Beth A	58 NEM	1:16.50
5	Mareb, Karen M	55 NEM	1:15.50
6	Cook, Jenny L	56 UCLA	1:16.14
7	Knapp, Lo D	59 UTAH	1:16.83
8	Ayoob, Laurie E	57 LAPS	1:20.50
9	Ellington, Cheri	56 SCMC	1:23.00
10	Van Cleave, Julie M	55 WMAC	1:25.96

Heat 9 of 26 Finals

1	Nachtigal, Janet C	52 ALMA	1:53.00
2	Cushman, Susan	51 LVM	1:39.67
3	Indaco, Birgitta	54 FREM	1:33.28
4	Fox, Christina M	53 OREG	1:33.00
5	Upton-Bracey, Stacey	52 BSCM	1:33.10
6	Rose, Sheila D	51 MAAC	1:37.56
7	Bowden, Melanie	50 DAM	1:45.00
8	Belluomini, Melanie C	36 SRM	1:33.00
9	Suesser, Susan	49 LOM	2:07.69

Heat 10 of 26 Finals

1	McVarish, Caitlin	53 MPM	1:29.01
2	Toner, Karlin	52 GMUP	1:28.81
3	Anderson, Julie	50 WMAC	1:27.47
4	Roose, Lynn R	50 IM	1:26.98
5	Lewczyk, Leslie E	51 NBA	1:26.47
6	Weinman, Michal Sue	50 DAM	1:26.57
7	Morison, Elaine I	54 WCM	1:27.19
8	Caswell, MJ	53 OREG	1:28.00
9	Hodges, Jennifer A	52 MAAC	1:28.97
10	Gerhan, Martha	52 USF	1:30.00

Heat 11 of 26 Finals

1	Hunt, Allison	50 ALMA	1:25.86
2	Vincent, Nancy C	54 OREG	1:24.68
3	Brannon, Peggy C	54 AKMS	1:22.70
4	Sotelo, Sophia S	53 WCM	1:20.37
5	Gregory, Ellen D	50 INDY	1:19.75
6	Lepinski, Cokie	54 NUTS	1:19.99
7	Schoenneman, Lisa L	51 CVMM	1:21.40
8	Ward, Debbie L	51 WCM	1:24.00
9	Dodd, Dina	50 NSA	1:25.09
10	Goldberg, Claudette	54 USF	1:26.39

Heat 12 of 26 Finals

1	Voss, Julie E	50 PSM	1:19.10
2	Dawson-Cook, Susan E	51 ARIZ	1:18.65
3	Campbell, Ellen A	51 CMS	1:16.75
4	Ward, Lisa A	50 WCM	1:16.00
5	Nowak, Elizabeth A	50 NCMS	1:10.90
6	Crouch, Kim	52 CMS	1:14.33
7	Hafner, Hilary R	54 SRM	1:16.50
8	Groselle, Laura L	53 SYSM	1:18.00
9	Kuwahara, Lisa K	51 UTAH	1:18.75
10	Sutherland, Erica	54 NUTS	1:19.39

**2014 Nationwide USMS Spring Nationals
George Haines International Swim Center
Meet Program - Friday, May 2, 2014**

Heat 13 (#13 Women 100 Yard Breaststroke)

1	Kerley, Lisamarie M	48 ALMA	1:58.00
2	Petersen, Susan	46 LOM	1:38.50
3	Dolan, Janette M	48 CSTS	1:35.70
4	Watanabe, Loree H	49 ECYM	1:28.80
5	Hurt, Liz	49 MEMO	1:27.26
6	Barry, Robin B	47 LVM	1:27.47
7	Nates, Kristin	47 WMST	1:29.74
8	Oliver, Stephanie L	46 CSTS	1:37.07
9	Daniels, Carolyn	47 CONN	1:41.08
10	Yurtseven, Lale	48 ALMA	2:00.00

Heat 14 of 26 Finals

1	Bechhoefer, Marta	46 CRUZ	1:25.72
2	Worthman, Catha A	45 ALB	1:25.50
3	Sullivan, Suna	47 PSM	1:25.00
4	Thilker, Lisa A	48 CMS	1:23.61
5	May, Jennifer L	45 WMAC	1:23.23
6	Simpson, Lisa M	49 SDSM	1:23.58
7	Phalen, Jennifer R	49 DAM	1:24.31
8	Sheeper, Lisa M	49 MELO	1:25.50
9	Bathe, Liane	46 WIND	1:25.64
10	Sussman, Heidi R	45 CRUZ	1:27.10

Heat 15 of 26 Finals

1	Bulman, Robin A	48 SRM	1:22.05
2	Donaldson, Deborah L	49 CHIC	1:20.35
3	Esparza, Deena	49 SCA	1:20.06
4	Santos, Debbie M	45 WCM	1:19.50
5	Weiderman, Jennifer	47 CVMM	1:18.50
6	Asch, Jill M	47 OREG	1:18.66
7	Goldberg, Michelle L	45 DAM	1:19.57
8	Chessen, Christine	47 TOC	1:20.16
9	Johansson, Hanna L	47 PSM	1:20.74
10	Smith, Liesl G	49 IM	1:23.21

Heat 16 of 26 Finals

1	Levy, Karen D	45 MELO	1:17.83
2	Hall, Julie A	45 WMAC	1:16.23
3	Simmons, Cheryl A	47 ROSE	1:16.10
4	Werner, Haleigh A	45 PSM	1:11.40
5	Hill, Laurel S	45 ARIZ	1:09.97
6	Gelman, Kathryn E	49 STAN	1:10.00
7	Cleven, Detra R	45 BSCM	1:15.10
8	Jurey, Mary K	47 TXLA	1:16.15
9	Elson, Denise E	45 TVM	1:16.80
10	Gass, Melissa	46 NCMS	1:18.05

Heat 17 of 26 Finals

1	Roost, Jennifer	40 LOM	1:50.00
2	Thorp, Kate	44 MPM	1:26.86
3	Voight, Tina M	44 BAY	1:24.30
4	Khalil, Heidi G	43 ROSE	1:23.54
5	Hunt, Annette	43 CRUZ	1:23.10
6	Billeter, Bridget A	42 WCM	1:23.89
7	Barna, Heather K	43 NEM	1:24.57
8	Belsky, Marjorie E	43 LVM	1:35.00
9	Tweedy, Rebecca	31 MINN	1:26.00
10	Thompson, Cooke	33 KATS	1:50.00

Heat 18 of 26 Finals

1	Haberstich, Carrie	42 IM	1:22.30
2	Reiss, Natasha	44 WIND	1:22.00
3	Bryant, Lynn	41 USF	1:21.05
4	Kelly, Katie	44 NBA	1:19.23
5	Straley, Jenifer E	43 ROSE	1:19.00
6	Sondgroth, Tracey A	41 MELO	1:19.20
7	Wetstone, Susan	40 PSM	1:20.00
8	Keith, Lisa	44 PSM	1:21.11
9	Wegner, Karin M	41 LVM	1:22.00
10	Koehler, Deanna C	44 CVMM	1:23.03

Heat 19 of 26 Finals

1	Blessing, Leigh Ann	44 TCAM	1:16.00
2	Condor-Fisher, Sarah P	42 MACS	1:14.87
3	Goodale, Rainy M	44 NEM	1:10.43
4	Schaetz, Trina R	41 WMAC	1:08.00
5	Seider, Wenke K	44 OJAI	1:06.58
6	Legaspi, Kelly A	42 GRSC	1:06.92
7	Day, Nadine K	43 INDY	1:09.51
8	Tomac, Jayna M	42 OREG	1:12.00
9	Chang, Esther S	41 TAM	1:15.60
10	Framke, Erin C	40 CMS	1:17.73

Heat 20 of 26 Finals

1	Sullivan, Shannon D	38 NCYM	1:25.89
2	Vultaggio, Maisie	39 LVTC	1:24.00
3	Kramer, Stephanie	39 NOVA	1:22.10
4	Gitzinger, Jennifer L	39 LIB	1:20.57
5	Matlock, Shannon L	36 PSM	1:20.00
6	Nishimoto, Amber D	35 USF	1:20.19
7	Menozi, Elizabeth	36 UC38	1:20.59
8	Bickert, Monika	38 MELO	1:23.02
9	Hansel, Neila	38 WCM	1:25.75
10	So, Charissa H	36 CTM	1:26.99

Heat 21 of 26 Finals

1	Kjellberg, Ulrike S	38 NEM	1:17.71
2	Lee, Jodi L	36 CMS	1:11.87
3	Bell, Andee	38 DAM	1:10.30
4	Bimson, Sarah C	35 DAM	1:08.00
5	Glenn, Katie	37 STAN	1:02.08
6	Lewis, Cynthia J	38 WIND	1:05.68
7	Downing, Jennifer	35 NEM	1:09.83
8	Perez, Sarah M	38 WMAC	1:11.52
9	Wagner, Allison M	36 UC38	1:16.00
10	Stoner, Stephanie I	39 USF	1:19.52

Heat 22 of 26 Finals

1	Scott, Emily	34 SMAC	1:23.54
2	Buskirk, Emily K	33 NBA	1:19.00
3	Metz, Amanda	33 OREG	1:15.83
4	Hardin, Meghan S	32 NBA	1:12.52
5	Chance, Danielle R	32 BLU	1:07.50
6	Mosca, Laura P	32 TSUN	1:09.51
7	Bronson, Meredith C	32 MVM	1:12.85
8	Seidler, Mindy E	34 WMAC	1:16.44
9	Chinn, Sarah M	30 MAM	1:20.43
10	Conway, Erin M	33 YPAC	1:25.75

Heat 23 of 26 Finals

1	Thompson, Laura	28 WMAC	1:34.46
2	Braggin, Jacquelyn E	27 PSM	1:19.48
3	Gutierrez, Sarah M	27 LOM	1:16.52
4	Harlow, Megan M	27 DAMM	1:16.00
5	Bruns, Anneliese C	28 DKTA	1:18.99
6	Lincoln, Chelsea B	28 GAJA	1:20.11
7	Hewitt, Emma	19 PSM	1:26.80
8	Peterson, Megan	24 ALMA	1:22.07
9	McKiernan, Alex M	20 PSM	1:23.00
10	DeLong, Jackie R	19 PSM	1:33.11

Heat 24 of 26 Finals

1	Friend, Jillian T	27 CVMM	1:15.00
2	Freundreis, Lauren	25 ROSE	1:14.64
3	Kelso, LeeAnn	26 CHIC	1:13.19
4	Fuchs, Lauren	27 LAS	1:11.82
5	Houston, Katy	26 TOC	1:06.79
6	Ballenger, Marie A	27 USF	1:08.00
7	Johnson, Robyn	27 DAC	1:13.18
8	Curran, Caitie B	26 GAJA	1:13.27
9	Gill, Meg B	29 TOC	1:14.85
10	Huggett, Megan E	26 CRUZ	1:15.27

Heat 25 of 26 Finals

1	Ehrke, Allison	24 WLAC	1:21.00
2	Sinclair, Katelyn N	19 DUCK	1:20.20
3	Miller, Lindsay	21 DUCK	1:20.00
4	Adams, Laura D	22 ROSE	1:18.00
5	Smith, Molly A	22 NEM	1:14.25
6	Nelson, Kyrsten A	21 DKTA	1:15.60
7	Dodd, Kara	21 NSA	1:19.80
8	Teng, Fei	19 CALM	1:20.00
9	Shepherd, Bridget E	20 DUCK	1:20.57
10	Mickelsen, Angela	18 UTAH	1:21.61

Heat 26 of 26 Finals

1	Roth, Tenae	24 USF	1:13.80
2	Riddle, Katie	19 EBAT	1:12.45
3	Stacy, Jessica	24 OREG	1:12.00
4	Johnson, Giulia S	24 ECAM	1:10.00
5	Yamauchi, Penelope R	24 SRM	1:05.00
6	Mangan, Natascha R	24 OREG	1:09.45
7	Emig, Brianna J	23 LVM	1:10.00
8	Rubel, Amanda	22 NCMS	1:12.21
9	Cooper, Morgan	23 NEM	1:13.47
10	Skoda, Anette A	22 LAMV	1:13.90

#14 Men 100 Yard Breaststroke

Lane	Name	Age	Team	Seed Time
Heat 1 of 35 Finals				
1	Jelinek, Don P	80	MM	2:22.92
3	Drobner, Sherwin	80	GOLD	1:50.00
4	Sulzbach, John F	80	MELO	1:41.80
5	Best, Bob	81	SDSM	1:33.05
6	Jones, Ashley O	82	AAM	1:39.50
7	Stupfel, Norman E	81	WCM	1:45.04
8	Galvin, Barry T	80	USF	1:59.50
Heat 2 of 35 Finals				
4	Keller, Pat L	95	RINC	5:20.00
5	Larson, E Ole	93	NCMS	2:26.91
6	Ouchakof, Vladimir I	90	CONN	3:40.00
8	Knowles, Percy	83	SWIF	2:00.36

**2014 Nationwide USMS Spring Nationals
George Haines International Swim Center
Meet Program - Friday, May 2, 2014**

Heat 3 (#14 Men 100 Yard Breaststroke)

3	Morner, Stan F	79 WCM	1:44.42
4	Perilman, Jim E	75 WCM	1:39.00
5	Peterson, Dick A	77 PSM	1:32.00
6	Truong, Dominique	75 PSM	1:38.37
7	Fleming, Jack C	78 USF	1:40.64

Heat 4 of 35 Finals

1	Brown, Paul P	63 ELG	1:50.05
2	Carew, Michael P	64 OREG	1:32.00
3	Czerwinski, Charles R	63 UC37	1:29.40
4	Strother, Patrick J	60 MINN	1:26.36
5	Weber, Richard A	63 MM	1:26.72
6	Madison, David K	61 LOM	1:31.01
7	Boyle, Michael F	62 RMST	1:39.86
8	Hamilton, Raymond H	70 AKMS	1:41.40
9	Bleuel, Bart S	72 VCM	1:41.00
10	Zuur, James	73 TAM	1:42.03

Heat 5 of 35 Finals

1	Crotts, Roland	71 TAM	1:38.00
2	Reid, Walt	73 PSM	1:35.00
3	Shaw, Keith D	71 FCMS	1:20.08
4	Boak, Thomas D	70 WMST	1:19.00
5	Gildea, David R	70 MELO	1:11.75
6	Andersen, Peter	70 SDSM	1:16.91
7	Freshley, Mike R	73 SDSM	1:19.46
8	Sawyer, Dennis L	70 PSM	1:26.06
9	Pohlmann, John T	70 SLAM	1:36.91
10	Walker, Joseph R	72 SNM	1:38.48

Heat 6 of 35 Finals

1	Farrell, Roy L	65 CHIC	1:34.08
2	Lawrie, Jim	67 SNM	1:28.00
3	Corris, Robert B	69 WMAC	1:23.96
4	Reid, Joe	65 GAJA	1:20.47
5	Smyers, Jesse B	67 WCM	1:19.50
6	Fitschen, Gary T	68 MAM	1:20.00
7	Jochim, Christian	66 QSS	1:22.00
8	Ugarkovich, David M	66 TVM	1:25.00
9	Voegtlen, Barney	65 PSM	1:28.82
10	Knuth, Clark A	65 WMAC	1:39.00

Heat 7 of 35 Finals

1	Selna, Mike	65 NOVA	1:18.00
2	Moskovits, Alexander	65 SCSC	1:16.00
3	Anderson, Marc S	65 MINN	1:13.81
4	Frost, Kenneth A	69 TAM	1:12.83
5	Stark, Allen L	65 OREG	1:08.56
6	Strand, Robert	68 SAWS	1:12.75
7	Springer, Douglas A	67 ARIZ	1:12.92
8	Derr, John M	65 VCM	1:15.00
9	Koller, Bill	65 T2NM	1:16.93
10	Shoor, Kenneth M	65 LAPS	1:19.00

Heat 8 of 35 Finals

1	Kendall, Scot	63 CRUZ	1:25.35
2	Franzon, Olof	61 ADMS	1:23.00
3	Rennels, Glenn D	63 STAN	1:22.80
4	Kennedy, James B	62 CMAM	1:17.62
5	Battistini, Rick A	60 NEM	1:15.80
6	Van Wart, Steve	60 WCM	1:17.45
7	Barnick, Robert A	62 MELO	1:20.50
8	Muntz, Doug Y	63 UC38	1:22.90
9	Reeder, Bill D	61 PSM	1:23.90
10	Allison, Jack	63 ARIZ	1:25.98

Heat 9 of 35 Finals

1	Philbrick, Larry K	61 OREG	1:15.03
2	Dougherty, Michael P	62 BOZE	1:13.24
3	Templin, Philip John	60 SAWS	1:11.00
4	Finn, Peter R	60 DOC	1:08.67
5	Colella, Rick	62 PSM	1:02.97
6	Waterbury, Stuart S	60 CMS	1:06.81
7	Kerns, Hubie	64 VCM	1:10.19
8	Ottersen, Craig M	61 SAC	1:12.75
9	Haynes, David A	61 TOC	1:14.96
10	Edwards, Clive G	60 SWM	1:15.52

Heat 10 of 35 Finals

1	Nachtigal, Jim	59 ALMA	1:51.91
2	Valvano, John J	57 CMS	1:40.97
3	Nichols, Scott	59 FGST	1:35.72
4	Kennedy, Bob L	59 CRUZ	1:21.09
5	Adcock, Richard P	58 PSM	1:19.50
6	Pinto, Harlan A	57 MELO	1:20.02
7	Robinson, Keith A	56 UC33	1:26.25
8	Miller, Andy	59 ECYM	1:40.00
9	Schweitzer, Ed	59 SMM	1:42.00
10	Diers, Phil J	57 TSUN	2:01.33

Heat 11 of 35 Finals

1	Higgins, J Thomas	55 UC37	1:18.91
2	Anderson, Robert L	58 PCCM	1:17.84
3	Lamour, Didier B	57 MINN	1:17.21
4	Godoy, Francisco J	55 WMST	1:16.02
5	Black, Boyd E	57 IM	1:15.38
6	Moore, Richard	56 SEMS	1:16.00
7	Dauser, John W	58 NOVA	1:17.00
8	Lewis, Dave	57 MOVY	1:17.24
9	Lee, Jack C	56 TXLA	1:18.60
10	Sharpe, Randell B	56 AAM	1:19.00

Heat 12 of 35 Finals

1	Woodruff, David L	57 DAM	1:14.66
2	Weissert, Toby	55 NOVA	1:14.08
3	Farrar, Kenneth	55 CHIC	1:12.94
4	Knowles, Andy	59 SWIF	1:11.86
5	Keyser, Brian	57 1776	1:11.40
6	Blatt, Michael J	58 VCM	1:11.64
7	Alexander, Peter D	55 WMAC	1:12.01
8	Allen, Peter J	55 WMAC	1:13.60
9	Heyes, Greg W	59 LAPS	1:14.50
10	Heeter, Doug	55 LGSR	1:15.00

Heat 13 of 35 Finals

1	Edwards, Kenneth S	59 UC38	1:10.00
2	Marsh, Russell L	58 CMS	1:09.44
3	Lindstedt, David P	58 LAPS	1:08.90
4	Brenner, Bill	55 SYSM	1:08.45
5	Sherman, Bill	55 MOVY	1:07.50
6	Gray, David S	55 CMS	1:08.00
7	Moreno, Al	55 GOLD	1:08.67
8	Heinemann, William A	56 OREG	1:09.05
9	WuShanley, Ying	56 UC08	1:09.97
10	Volpp, Bryan D	56 WCM	1:10.90

Heat 14 of 35 Finals

1	Smith, David M	56 CRUZ	1:06.90
2	Allender, Patrick	55 OREG	1:06.40
3	Doyle, Benn W	55 GSM	1:05.73
4	Hamm, Michael L	56 HMS	1:05.51
5	Dyer, Andy	55 AWJ	1:04.87
6	Holland, David A	55 WMAC	1:05.00
7	Neville, Richard	57 FAST	1:05.70
8	Groselle, Jack R	59 SYSM	1:05.83
9	Von Hoffmann, Gerard	58 NOVA	1:06.50
10	Orten, Frank T	55 CMS	1:07.00

Heat 15 of 35 Finals

4	Luckhurst, Jonathan	32 GAJA	1:17.00
5	Ousterhout, Oliver D	30 UC38	1:32.00
6	Geller, Jason A	47 TOC	1:25.00
7	Souders, Steve	53 FREM	2:00.00

Heat 16 of 35 Finals

1	Stoll, Kurt A	54 TVM	1:22.50
2	Goodlin, Tom	54 PSM	1:20.16
3	Bartholomew, David M	54 LAPS	1:19.80
4	Fegler, Gerald A	50 WCM	1:18.55
5	Yuen, Matt	54 QSS	1:16.00
6	Hamza, Alex	54 LVTC	1:16.26
7	Fitzmorris, Drew	54 MICH	1:19.62
8	Glick, Mark M	54 TNYM	1:20.00
9	Ireland, Bill	54 SCAQ	1:22.23
10	Manning, Steven T	52 OCMT	1:25.54

Heat 17 of 35 Finals

1	Bauer, Kim	50 MPM	1:15.55
2	Christensen, Dane V	54 LNRS	1:15.22
3	Wong, John	50 UC33	1:14.19
4	Sfingi, John A	50 MVMS	1:13.75
5	Sihner, Craig	54 SRVM	1:13.00
6	Carlson, Eric	53 LNRS	1:13.57
7	Elander, Blair R	52 PSM	1:14.14
8	Aubrey, Michael	53 SFTL	1:15.00
9	Jacobs, Tom	50 SMM	1:15.48
10	McNair, Samuel	51 UC15	1:15.58

2014 Nationwide USMS Spring Nationals
George Haines International Swim Center
Meet Program - Friday, May 2, 2014

Heat 18 (#14 Men 100 Yard Breaststroke)

1	Washburne, Brent C	52 OREG	1:12.61
2	Keck, Mike	54 TOC	1:12.00
3	Halbrecht, Kenneth A	53 WCM	1:11.75
4	Pettibone, Chip	52 SRM	1:11.49
5	Harris, Russ R	52 FREM	1:11.18
6	Irmas, Todd E	51 CVMM	1:11.42
7	Mc Ginley, Patrick B	50 ROSE	1:11.67
8	Richey, Steven C	53 MSMA	1:11.76
9	Grubel, Eric E	51 SCA	1:12.00
10	Jenkins, Timothy J	52 IM	1:12.90

Heat 19 of 35 Finals

1	Raine, Charlie	54 LAPS	1:11.00
2	Matysek, Jim	54 SYSM	1:10.88
3	Sewell, Scott M	52 UC38	1:10.47
4	Ewing, Jack	53 USF	1:08.90
5	Evans, Dave	53 ARIZ	1:07.64
6	Lum, Bryant J	52 VCM	1:08.78
7	Tongate, Terry L	53 NOVA	1:09.90
8	Mc Kennan, Dustin R	50 QSS	1:10.59
9	Barker, Douglas C	51 MVN	1:10.89
10	Hendrickson, John J	53 UC38	1:11.00

Heat 20 of 35 Finals

1	Vargas, Daniel	53 ARIZ	1:07.37
2	Komissarov, Andrey A	53 SDSM	1:04.67
3	Helgason, Tryggvi	50 SCMC	1:04.05
4	Hancock, Thomas	50 RATS	1:01.88
5	Guthrie, David M	53 RICE	58.50
6	Sims, David E	51 IM	59.59
7	Mercer, Rich	50 BLU	1:02.11
8	Scott, Greg C	54 CMS	1:04.50
9	Kelca, Brian E	53 LAPS	1:05.00
10	Miller, Tim	51 STAN	1:07.50

Heat 21 of 35 Finals

1	Coero, Mike G	45 UC38	1:21.50
2	Westergaard, Rob	45 DAM	1:20.99
3	Sturm, Mike	48 WMAC	1:19.00
4	Migdal, James	48 MELO	1:15.10
5	Greenberg, Todd J	49 NBA	1:13.38
6	Engelskirchen, Adam G	45 TAM	1:15.00
7	Billings, Raymond	49 AKMS	1:15.24
8	Messner, Timothy P	46 FGST	1:20.85
9	Monroe, Mark D	48 UC38	1:21.45
10	Johansson, Kenneth R	45 WH2O	1:23.00

Heat 22 of 35 Finals

1	Chappell, Matt	49 USF	1:12.49
2	Wilson, Todd	49 SRM	1:12.23
3	Ferguson, Daniel B	47 WH2O	1:12.00
4	Fischer, Niel E	49 CHIC	1:11.69
5	Ehrenberger, Dennis K	49 UC38	1:11.31
6	Raiff, Steve U	45 MVM	1:11.38
7	Charpentier, Christophe	45 MYST	1:11.90
8	Hubert, Craig J	49 JAM	1:12.01
9	Paxton, Sean C	45 ROSE	1:12.42
10	Reed, Robert W	49 NUTS	1:12.50

Heat 23 of 35 Finals

1	Turk, Joseph E	46 MELO	1:10.00
2	Waud, Timothy P	46 OREG	1:09.72
3	Steenhuis, Harm-Jan	46 WST	1:08.86
4	Meier, Eric	49 MELO	1:07.00
5	DeBiase, Terry A	49 ARIZ	1:07.00
6	De La Vega, Rafael	45 MELO	1:07.00
7	Boshoff, Nick	45 CVMM	1:07.78
8	Jones, Kenton R	46 SDSM	1:09.37
9	Koehler, Doug J	48 CVMM	1:09.78
10	Winter, Doug	45 PSM	1:11.01

Heat 24 of 35 Finals

1	Hamilton, Nathan	45 SNM	1:04.79
2	Angel, Jorge I	46 TVM	1:04.00
3	Benucci, Lorenzo	46 AWJ	1:02.50
4	Santos, Roque J	46 WCM	1:01.22
5	Tuchler, Jim	49 IM	1:00.50
6	Finney, Peter C	46 MAM	1:01.06
7	Heber, Scott	47 DAMM	1:01.53
8	Marx, Jeff	49 NITR	1:04.00
9	Cox, Mark	46 PTMS	1:04.04
10	Sullivan, Scot A	47 OREG	1:06.43

Heat 25 of 35 Finals

1	Stent, Shane T	42 MELO	2:00.00
2	Crescione, Paolo J	43 SMST	1:22.50
3	Garfield, Mark	43 ALMA	1:20.00
4	Leibov, Bradley H	40 IM	1:14.14
5	Nelson, Sadler	42 MELO	1:12.14
6	Bell, Tyson	42 TSUN	1:20.00
7	Virkus, Christopher T	42 PTCO	1:21.00
8	Rothenberg, Michael E	40 LOM	1:40.00
9	Garon, Gary C	32 QSS	1:11.00
10	Salles-Cunha, Lucas	34 QSS	1:13.00

Heat 26 of 35 Finals

1	Ahmadi-Kashani, Magid	41 NOVA	1:12.00
2	Pozzi, Jeffrey R	40 OAK	1:11.50
3	Spangler, Taylor A	43 DAM	1:09.50
4	Erickson, Douglas B	42 RHMS	1:09.07
5	Roberts, David	42 CRUZ	1:06.00
6	Benz, Paul M	43 RICE	1:08.19
7	Webster, Dale W	44 SDSM	1:09.22
8	Wood, Brent	44 PTCO	1:10.67
9	Muir, Scott	40 SNM	1:11.90
10	Mc Bride, Patrick F	44 USF	1:12.00

Heat 27 of 35 Finals

1	Doherty, Todd S	43 PSM	1:04.56
2	Baleka, Siphwiwe K	43 UC28	1:03.39
3	Tessin, Christopher D	43 NCMJ	1:03.20
4	Mason, Michael T	40 ROSE	1:01.47
5	West, Steve	42 NOVA	56.05
6	Butcher, Rob	41 SYSM	1:00.18
7	Piland, Jon	42 NSA	1:03.13
8	Wharton, Dave L	44 NAM	1:03.36
9	Benson, Keith	41 TAM	1:04.00
10	Dietrich, Jim	43 NOVA	1:05.74

Heat 28 of 35 Finals

1	Talkington, Alan M	37 TXLA	1:12.29
2	Keim, John	39 ROSE	1:08.99
3	Mandy, Joseph W	36 TXLA	1:07.11
4	Bogdan, Sander B	35 TVM	1:06.00
5	Weight, Jeremy S	38 UTAH	1:04.93
6	Gallagher, Douglas J	38 AGUA	1:05.00
7	Conrad, Nathan E	37 WMAC	1:06.10
8	Williams, Rich	38 UC12	1:07.69
9	Glass, Mark W	39 WMST	1:09.47
10	Lantry, Todd	38 OREG	1:13.50

Heat 29 of 35 Finals

1	Counts, Glenn M	36 LVM	1:03.95
2	Bagri, Val	39 RYL	1:02.35
3	Gilman, Matthew B	37 STAN	1:01.00
4	Schmidt, Matthew B	36 WH2O	59.99
5	Christoffel, Ben J	38 INDY	59.31
6	Rasmussen, John C	39 UC37	59.96
7	Rasmussen, Christian S	35 WCM	1:00.62
8	Hwang, Wayne	36 NOVA	1:02.00
9	Stich, Darryl D	38 WMAC	1:02.58
10	Jackson, Scott J	39 NOVA	1:04.66

Heat 30 of 35 Finals

1	Wheeler, Matt O	32 SCSC	1:10.00
2	Main, Bradley J	33 DAM	1:10.00
3	Pandya, Yatindra	34 SDSM	1:09.62
4	Keyes, Brett R	30 UC10	1:07.17
5	Fogarty, Brian W	30 MAAC	1:06.36
6	Brown, Adam R	33 ELG	1:06.45
7	Burrows, Aaron	32 MELO	1:09.52
8	Lau, Austin C	30 BAC	1:09.91
9	Wolkowitz, Michael A	32 SCAQ	1:10.00
10	Alabanza, Charles C	30 ECAM	1:10.83

Heat 31 of 35 Finals

1	Swick, John T	30 ARIZ	1:05.00
2	Bey, Matthew D	30 NAM	1:04.50
3	Ecklund, Tait C	32 ROSE	1:04.50
4	Durieux, Chad A	34 ROSE	1:02.92
5	Marshall, Gary N	32 TOC	56.50
6	Dorr, John W	30 TOC	59.00
7	Guan, Frank	31 MVM	1:04.25
8	Simon, Brett N	31 TOC	1:04.50
9	Mikuni, Russell S	32 WCM	1:05.00
10	Leonard, John	33 IM	1:05.37

Heat 32 of 35 Finals

1	Hoyt, Gunnar K	19 CMS	1:17.00
2	Tran, Alex	24 ECAM	1:10.23
3	Rhodes, Kevin R	21 DUCK	1:09.74
4	Cormican, Zachary	23 NDSU	1:08.18
5	Guido, Christopher J	22 DAM	1:05.67
6	Garcia, Mike	21 LIEM	1:06.70
7	Harding, Cole	18 OREG	1:08.20
8	Moy, Kevin R	22 STAN	1:09.99
9	Shumway, Scott H	23 UC34	1:13.05
10	Reinert, Phillip V	26 MTMS	1:20.00

**2014 Nationwide USMS Spring Nationals
George Haines International Swim Center
Meet Program - Friday, May 2, 2014**

Heat 33 (#14 Men 100 Yard Breaststroke)

1	Darcey, Andrew P	29 CTM	1:16.42
2	Arndt, Matthew E	29 NOVA	1:08.50
3	Butz, Jeremy R	25 AGUA	1:07.50
4	Ganiyev, Doston	26 CMS	1:06.60
5	Naylor, Jack B	28 NUTS	1:05.85
6	Wood, Nick	25 OREG	1:06.12
7	Arias, Luis	26 AGUA	1:07.00
8	Tsay, Eric	29 STAN	1:07.84
9	Ward, Neil	27 DAMM	1:09.29
10	Kim, Gene B	27 SCAQ	1:20.00

Heat 34 of 35 Finals

1	Sanchez, Carlos F	27 SMM	1:05.00
2	Bower, Kenny G	26 TOC	1:03.47
3	Lentz, Graham M	29 TOC	59.61
4	Deery, Kyle B	29 SYSM	57.70
5	Johnson, BJ	27 STAN	52.69
6	Ferrif, Nick L	25 TOC	56.00
7	Gans, Egan	28 TOC	59.00
8	Juschin, Waldemar	25 SDSM	1:02.00
9	Baldwin, Graeme	27 ECAM	1:04.54
10	Zhang, Chi	25 TSUN	1:05.00

Heat 35 of 35 Finals

1	Friend, Jay J	24 CVMM	1:04.03
2	Lin, Curtis	23 WCM	1:03.53
3	Enciso, Julio D	21 WCM	1:00.51
4	Wuolle, Davis	23 SCSC	58.97
5	Koon, Nolan	24 TOC	55.00
6	Ferguson, Kevin	24 TOC	57.85
7	Whinnery, Typ	22 UC27	1:00.04
8	Simoni, Evan V	24 TOC	1:01.04
9	Griffard, Jared H	24 SNM	1:04.00
10	Jacobson, Kevin P	21 UC38	1:04.91

Wellness Solutions

Proven Antioxidant Technology
Changing Lives for Over 30 Years



FREE of: Gluten, Sulfates, Parabens & Sodium Thiosulfate
100% Vegan

Come by the Malibu C booth to meet Professional Marathon Swimmer
Mallory Mead and enter to win a Year's Supply of Malibu C Hair Care!

MALIBU C is the **#1 SALON HAIR** and **SKIN SWIMCARE®**

www.MalibuC.com | 1.800.622.7332

Hair Treatments

- Instantly Remove Chlorine
- Repair Damaged Strands
- Improve Manageability
- Restore Body, Bounce & Shine
- Guarantee Hair Coloring Success
- More Vibrant, Fade-Free Color
- Reveal Brilliant Highlights
- Remove Green Discoloration
- Flake-Free Scalp & Itch Relief
- Healthy Hair Growth
- Remove Metallic Odors

Skin Treatments

Soothe and improve appearance
of skin affected by:

- Acne
- Age Spots
- Dermatitis & Eczema
- Dry Skin
- Keratosis & Skin Tags
- Razor & Wax Burns
- Rosacea
- Sensitive Skin
- Sunburn
- Tattoos
- Wrinkles

Day 3 – Saturday, May 3

Warm-up

6:30 a.m.-7:45 a.m.

Check-in Deadline for Day 3

The 500 freestyle is a positive check-in event. Check-in may be done in person at the registration area or online at usms.org.

Sat., May 3	500 freestyle (women)	7:00 a.m.
-------------	-----------------------	-----------

PLEASE NOTE:

If you do not check in by the deadline, you will not be seeded; there are no exceptions.

Meet Start Time

8:00 a.m.

Women	Event	Men
19	500 freestyle (women)	
	30 minute warm-up in competition pool	
21	100 freestyle	22
23	200 breaststroke	24
25	100 IM	26
27	50 backstroke	28
29	200 butterfly	30
31	200 freestyle relay	32

Entry Deadline for Day 4 (Sunday) Relays

Relays must be turned in at the relay desk.

Sat., May 3	200 mixed medley relay	3:00 p.m.
-------------	------------------------	-----------

2014 Nationwide USMS Spring Nationals
George Haines International Swim Center
Psych Sheet - Saturday, May 3, 2014

#19 Women 500 Yard Freestyle

Name	Age	Team	Seed Time								
18-24											
1 Kastes, Katie C	24	TOC	4:50.42	14 Cafferata, Lindsey M	34	CHIC	6:06.56	27 Garfield, Pamela H	40	MVM	8:15.00
2 Emig, Briana J	23	LVM	5:15.00	15 VonJentzen, Emily	31	KATS	6:10.47	28 Santilhano, Michele K	43	MELO	8:30.00
3 Perez, Elisa C	18	WMAC	5:22.00	16 Wetzler, Kari	33	PSM	6:13.29	29 Sprenger, Cynthia	40	BWAQ	10:00.00
4 Oto, Jillian M	20	SMM	5:25.00	17 Sitzmann, Amy K	34	TVM	6:13.50	45-49			
5 Smith, Molly A	22	NEM	5:29.90	18 Colavito, Violet A	30	LVM	6:13.78	1 Werner, Haleigh A	45	PSM	5:26.78
6 Anderson, Sydney E	22	PSM	5:36.78	19 Chinn, Sarah M	30	MAM	6:14.00	2 Ditzler, Kristy	49	TXLA	5:46.51
7 Cooper, Morgan	23	NEM	5:37.16	20 Winans, Amanda	31	PSM	6:15.00	3 Cox, Juliet E	46	MAM	5:47.45
8 Mangan, Natascha R	24	OREG	5:40.00	21 Wheeler, Lauren	32	USF	6:25.28	4 Adams, Kari S	48	LVM	5:47.78
9 Korus, Hannah E	23	STAN	5:40.00	22 Flecker, Donita L	31	SMAC	6:36.00	5 Redfield, Carol A	48	NCMS	5:50.03
10 Burmood, Erica S	22	WIND	5:40.00	23 Walsworth, Alyssa S	30	MINN	6:44.73	6 Jolly, Lynn	48	TOC	5:52.62
11 Chan, Andrea Y	22	SMM	5:50.00	24 Thompson, Margaret A	33	MAM	7:05.00	7 Rapuano, Lisa O	48	NBAC	5:55.55
12 Cheong, Sinclair	21	SMM	6:00.00	25 King, Sarah C	30	MTMS	9:48.98	8 Bullock, Sarah A	48	PSM	5:55.69
13 Danner, Alexa L	22	DAM	6:01.00	35-39				9 Tiedemann, Kate A	45	WM	5:59.84
14 Shepherd, Bridget E	20	DUCK	6:05.42	1 Kelsey, Jane M	38	LRC	5:16.38	10 Vanderpoel, Nicole L	49	CMS	6:00.05
15 Zetocha, Jenny	22	NDSU	6:06.35	2 Limke, Tobi L	39	NBAC	5:34.10	11 Hagadorn, Heather	49	CMS	6:00.85
16 Brink, Opal E	19	QMST	6:10.42	3 Fischer, Amy E	38	FGST	5:35.37	12 Goldberg, Michelle L	45	DAM	6:06.31
17 Lowder, Kaitlyn	21	PSM	6:11.61	4 Sheehan, Nichole	35	WLAC	5:40.69	13 Richardson, Kim G	45	CMS	6:08.45
18 Kemp, McKenzie R	23	EAMS	6:25.00	5 Lin, Katie M	39	LOM	5:41.00	14 Sorensen, Susan	45	SNM	6:10.00
19 Bickel, Alexandra	23	KMAN	6:30.00	6 Lee, Kristi D	38	SAWS	5:50.12	15 Sheeper, Lisa M	49	MELO	6:10.50
20 Hewitt, Emma	19	PSM	7:00.00	7 Maidenberg, Eve G	37	MAM	5:59.22	16 Bulman, Robin A	48	SRM	6:18.02
21 Tagg, Emily K	23	MVM	7:20.00	8 Johnson, Serena H	36	OREG	6:01.30	17 Howard, Amy	49	QMST	6:31.64
22 Hetherington-Rauth, Molly C	23	DAM	7:30.00	9 Reeves, Tessa L	35	OREG	6:10.00	18 Capen, Tasha	47	MELO	6:40.00
25-29											
1 Modrov, Priscilla A	26	UC04	5:06.31	10 Kerley, April D	35	SWOM	6:12.78	19 Sondag, Lynn S	46	TAM	6:40.00
2 Davidoff, Cara	28	TOC	5:18.12	11 Martinez, Heather J	37	CHIC	6:14.09	20 Barry, Robin B	47	LVM	6:41.96
3 Radecke-Noble, Jennifer D	29	TVM	5:22.27	12 Stow, Meredith A	35	L4S	6:14.66	21 Pasterczyk, Christine	47	NEM	6:45.07
4 Lee, Alexandra K	26	DAM	5:29.32	13 Dillbeck, Stephanie K	36	MSCA	6:15.00	22 Dunn, Bridget A	46	CMS	6:50.45
5 Taylor, Vicki	28	TVM	5:29.71	14 Anisimova, Irina	37	STAN	6:15.00	23 Schmidt, Grace E	49	UC38	7:00.00
6 Epperson, Brittany C	28	MSCA	5:35.00	15 Hiebert, Stephanie	36	PSM	6:20.00	24 Schuster, Laura M	48	MVM	7:10.00
7 Hintermeister, Julie L	26	GLTR	5:35.20	16 Gitzinger, Jennifer L	39	LIB	6:20.05	25 Donahoe, Sheila	49	NCMJ	7:15.00
8 Roach, Erika L	25	WCM	5:39.68	17 Reece, Katherine F	38	CHIC	6:22.60	50-54			
9 Stern, Meaghan M	27	UC38	5:43.00	18 Pearson, Loren J	38	TVM	6:38.08	1 Hernandez, Jill S	53	WCM	5:22.34
10 Farnham, Kaelly M	27	SRM	5:45.00	19 Giffin, Meghan J	35	ROSE	6:41.81	2 Jones, Eney	53	DAMM	5:25.23
11 Braggin, Jacquelyn E	27	PSM	5:48.82	20 Bostrom, Heather K	36	AAM	8:48.48	3 Block, Andrea J	52	IM	5:36.33
12 Young, Charley C	26	UCLA	5:59.25	40-44				4 Matena, Jana	51	MELO	5:38.18
13 Urias, Marrison	27	SCSC	6:09.65	1 Phifer, Katy K	40	LVM	5:32.00	5 Steffe, Kathleen	51	CMS	5:40.76
14 Fernandes, Sara	27	QSS	6:20.00	2 Crowe, Becky E	41	MELO	5:40.00	6 Najjar, Ellie S	52	CMS	5:46.51
15 Roach, Regina A	27	WCM	6:43.20	3 Tomac, Jayna M	42	OREG	5:40.00	7 Irish Bostic, Linda	50	NCMJ	5:46.95
16 Hoag, Blaise M	25	CSTS	6:55.00	4 Mc Gaughey, Carrie D	42	WCM	5:55.00	8 Ward, Lisa A	50	WCM	5:50.50
17 Eby, Kate	29	NUTS	7:00.36	5 Noble, Sherry	42	FGST	5:56.25	9 Gregory, Ellen D	50	INDY	5:54.28
18 Pinkston, Crystal	28	NUTS	7:45.00	6 Reiss, Natasha	44	WIND	6:00.00	10 Cleavenger, Becky	50	CVMM	5:56.28
19 Barnes, Jennifer L	27	QSS	7:55.00	7 Hertzner, Cynthia J	44	CRUZ	6:04.00	11 Moss, Pam Henry	52	CONN	6:09.77
30-34											
1 McWilliams, Katie L	30	ALEX	5:06.25	8 Bjerknes, Wendy L	44	SMM	6:06.23	12 Jensen, Sue	53	NEM	6:13.13
2 Richardson, Lindsay	34	MICH	5:25.14	9 Rodriguez, Karin	42	WOOD	6:06.50	13 Ward, Debbie L	51	WCM	6:15.00
3 Bernal, Genevieve M	34	WLAC	5:28.39	10 Koehler, Deanna C	44	CVMM	6:07.87	14 Pace, Lisa A	52	PSM	6:17.12
4 Chase, Courtney B	31	TSUN	5:30.77	11 Strong, Susan D	42	WCM	6:08.13	15 Thayer, Marieke	52	SDSM	6:18.54
5 Raffaelli, Cori P	30	VCM	5:35.00	12 Adams, Krissy L	42	LGSR	6:09.00	16 Dorman, Gwen	51	USF	6:18.56
6 Liberty, Laurel M	32	LIB	5:43.16	13 Sondgroth, Tracey A	41	MELO	6:09.00	17 Karlin, Olivia	50	WH2O	6:19.65
7 Koht-Phipps, Alicia M	33	SCSC	5:45.55	14 Fox, Michele	44	NEM	6:09.60	18 Henry, BJ	50	WCM	6:20.21
8 Giovanni, Melissa K	34	LVM	5:49.00	15 Beeman, Ashley C	42	CONN	6:10.10	19 Cushman, Susan	51	LVM	6:23.69
9 Estrada, Kris M	30	TSUN	5:50.39	16 Moss, Bonnie M	42	SNM	6:10.33	20 Riley, Jayne E	50	SRVM	6:29.19
10 Grolle, Jamie V	30	LVM	5:53.00	17 Denison, Stephanie	43	SMST	6:14.17	21 Lerude, Stephanie	50	SNM	6:30.00
11 Buskirk, Emily K	33	NBA	5:55.00	18 Mason, Margaret M	42	GKMS	6:17.00	22 Hull, Kim	51	CHIC	6:38.16
12 Rempe, Rachel M	31	RHMS	6:00.55	19 Thompson, Amy W	43	TOC	6:20.00	23 Montgomery, Victoria J	53	CASC	7:12.90
13 Gruenberg, Brigitta M	34	SAWS	6:05.52	20 Rothschild, Beccah D	40	MAM	6:27.02	24 Moure de Godoy, Elva	53	WMST	7:55.00
				21 Mahn, Tanya	40	MEMO	6:33.50	25 Elwood, Lori A	51	CVMM	9:45.00
				22 Rinesmith, Jennifer	40	SLAM	6:51.00	55-59			
				23 Clarke, Heather	43	PSM	7:30.00	1 Meyer, Marguerite	55	TOC	5:53.00
				24 Singer, Shannon R	44	PSM	7:30.00	2 Crowder, Barbara W	56	NCMS	6:00.45
				25 Tong, Connie C	42	STAN	7:30.00	3 Lippold, Mary B	58	PSM	6:13.10
				26 Volz, Kristin R	40	SFTL	7:41.31	4 Ellington, Cheri	56	SCMC	6:15.00

**2014 Nationwide USMS Spring Nationals
George Haines International Swim Center
Psych Sheet - Saturday, May 3, 2014**

55-59...(#19 Women 500 Yard Freestyle)

5	Grilli, Tracy L	57 NEM	6:15.55
6	Helmrich, Susan P	58 LNRS	6:25.50
7	Finch, Merry B	59 YCMS	6:26.08
8	Neville, Cathy V	56 SDSM	6:26.74
9	Lee, Cindy S	56 SMM	6:30.00
10	Breen, Barbara L	55 MELO	6:32.00
11	Jones, Barbara L	58 MELO	6:32.47
12	Bracken, Judy W	56 TVM	6:33.17
13	Dolan LaMar, Diana	56 SDSM	6:35.41
14	Nicholson, Nancy A	57 SCA	6:35.81
15	Mitchell, Alison A	59 MVN	6:37.11
16	Saul-Zachau, Joanne	55 LVM	6:43.97
17	Hickel, Jessie J	55 BWAQ	6:45.00
18	Van Cleave, Julie M	55 WMAC	6:45.22
19	Moore, Sheila E	55 PSM	6:47.98
20	Quinn, Phyllis E	58 TOC	6:51.08
21	Kemp, Cindy D	57 RAMS	7:00.00
22	Glenesk, Jennifer A	56 KMAN	7:10.00
23	Kruse-Elliott, Kris T	55 SMM	7:30.00
24	Schueckler, Leslie	58 BSM	7:45.73
25	Knowles, Nancy C	56 SWIF	7:51.46

60-64

1	Battin, Carolyn	60 LVM	6:14.50
2	Miller, Celeste	64 SNM	6:22.00
3	Ciraulo, Christie	60 UCLA	6:35.01
4	Ogier, Danielle	61 GOLD	6:39.91
5	Eisenman, Judy A	60 TAM	6:43.15
6	Welsh, Mary	60 TCAM	6:50.00
7	Schulbach, Cathy	60 LGSR	6:54.20
8	Bauer, Jeannette M	64 SCA	7:06.02
9	Hepworth, Linda	60 RHMS	7:10.15
10	Lyman, Carolyn B	63 UTAH	7:13.93
11	Connolly, Petie	60 MMMS	7:22.24
12	Kulla, Morgan L	62 USF	7:29.52
13	Willard, Mimi	60 NUTS	7:33.63
14	Collins, Susan M	64 WCM	7:45.00
15	Blatt, Cindy S	60 VCM	7:45.55
16	Meteyer, Beverly B	60 LVM	7:50.00
17	Wright, Jill M	63 SAWS	7:57.53
18	Dobisz, Elizabeth A	60 QSS	8:30.00
19	Bardas, Sandy L	63 MELO	11:00.00
20	Hunner, Christine M	63 LOM	12:00.00

65-69

1	Dills, Suzanne L	69 PSM	6:41.28
2	Menard, Joanne	66 MMAC	6:53.45
3	Shoenberger, Linda R	66 TAM	7:02.17
4	Slifer, Kathy M	68 NEM	7:02.32
5	Carruthers, Kate M	65 PSM	7:42.57
6	Gillies, Judy L	66 ARIZ	7:58.40
7	Conte, Kathy	67 MELO	8:07.00
8	Scott, Stephanie I	67 WCM	8:10.00
9	Casey, Kathrine J	65 PSM	8:15.81
10	Hill, Marcia M	69 WCM	8:23.50
11	Baptista, Barbara O	67 MAM	8:30.00
12	Tyler, Sarah L	69 SNM	8:30.47
13	Stoll, Linda L	66 PMST	10:14.43
14	Feller, Marjorie A	66 TUTE	11:16.43

70-74

1	Marr, Jackie M	70 SDSM	7:28.80
2	Ridout, Nancy J	72 TAM	8:00.00

3	Shockro, Ellen K	71 UCLA	8:52.96
4	Fruin, Pat	70 MMM	9:00.00
5	Dillon Stewart, Jane E	71 WMAC	9:03.21
6	Fritz, Jill D	73 ARIZ	9:23.55
7	Avery, Susan H	72 MM	11:28.46
8	Heuga, Maureen J	70 WCM	11:30.00
75-79			
1	Williams, Anne H	75 SDSM	7:50.81
2	Munn, Susan L	75 DAM	8:27.92
3	Alexandre, Mary Y	78 TAM	10:00.00
80-84			
1	Bensu, Janet L	81 USF	11:22.60
90-94			
1	Kornfeld, Maurine E	92 MVN	11:17.12
2	Sanddal, Charlotte E	91 MM	15:54.37



ALL AMERICAN SWIM

www.allamericanswim.com

Don't forget to drop off your entry ticket for a chance to win \$250 in USMS apparel.

(ticket found in water bottle)



Swing by the All American booth and check out our new line of U.S. Masters Swimming apparel!

Proud supporter of



U.S. MASTERS SWIMMING

**2014 Nationwide USMS Spring Nationals
George Haines International Swim Center
Meet Program - Saturday, May 3, 2014**

#21 Women 100 Yard Freestyle

Lane	Name	Age	Team	Seed Time
Heat 1 of 43 Finals				
4	Bensu, Janet L	81	USF	2:01.29
5	Kay, Ann	80	MELO	1:41.09
6	Heller, Terry	80	WM	2:00.00
Heat 2 of 43 Finals				
2	Sachs, Janet G	77	CMS	1:50.00
3	Alexandre, Mary Y	78	TAM	1:47.00
4	Henderson, Martha J	77	FACT	1:39.26
5	Little, Jeanne	77	MVN	1:21.12
6	Munn, Susan L	75	DAM	1:24.42
7	Chase, Lida G	75	HIMA	1:46.26
8	Mc Cubbin, Miek	78	SMM	1:48.73
9	Haworth, Joyce M	76	WCM	1:58.21
Heat 3 of 43 Finals				
2	Ackerman, Dolly J	72	WCM	1:43.14
3	Crock, Sally S	71	SCAQ	1:40.00
4	Densmore, Ann	72	NEM	1:38.17
5	Fruin, Pat	70	MMM	1:37.50
6	Dugan, Betty L	72	DAM	1:38.09
7	Whiter, Peggy S	70	OREG	1:38.19
8	Fritz, Jill D	73	ARIZ	1:41.50
9	Avery, Susan H	72	MM	1:47.15
Heat 4 of 43 Finals				
1	Westergaard, Leslie M	71	DAM	1:34.87
2	Case, Mary Ann	74	ARIZ	1:28.11
3	Mc Partland, Peg K	72	MAM	1:25.00
4	Marr, Jackie M	70	SDSM	1:18.88
5	Ridout, Nancy J	72	TAM	1:17.50
6	Todd, Diana F	70	SNM	1:18.09
7	Roepke, Elizabeth L	73	SMM	1:25.00
8	St. Germain, Patricia J	71	FMM	1:27.22
9	Shockro, Ellen K	71	UCLA	1:29.59
10	Long, Anne B	72	USF	1:35.50
Heat 5 of 43 Finals				
1	Pellow, Mary R	65	BAY	2:30.00
2	Cafferata, Gail L	65	CHIC	1:38.45
3	Davison, Terry L	69	DAM	1:28.00
4	Voorhies, Randi	65	MAM	1:40.00
5	Parrish, Karen C	57	WCM	1:30.00
6	Newton, Deborah A	58	NBA	1:21.50
7	Nip, Carol J	56	ALB	1:25.00
8	Beery, Barbara M	63	MAM	1:45.11
9	Rothrock, Gretchen A	64	WCM	1:38.37
10	McCall, Janice J	61	FREM	2:05.00
Heat 6 of 43 Finals				
1	Hill, Marcia M	69	WCM	1:22.40
2	Rousseau, Sandi	66	OREG	1:16.00
3	Kranpitz, Nancy	69	WMAC	1:15.65
4	Dills, Suzanne L	69	PSM	1:07.24
5	Shaps, Ruth Y	66	MAM	1:06.00
6	Boak, Carolyn	69	WMST	1:06.12
7	Menard, Joanne	66	MMAC	1:11.07
8	Shoenberger, Linda R	66	TAM	1:16.00
9	Dillon, Sally A	67	PSM	1:17.92
10	Smith, Diane G	69	CVMM	1:26.30

Heat 7 of 43 Finals

1	Borden, Tish B	62	MTRC	1:30.01
2	Brittingham, Regina	62	WCM	1:30.00
3	Schickli, Jeanne	61	UC32	1:22.00
4	Merryfield, Carol L	63	SMM	1:19.10
5	Armstrong, Miki	60	MELO	1:18.00
6	Collins, Susan M	64	WCM	1:19.00
7	Kulla, Morgan L	62	USF	1:21.01
8	Kenal, Katherine	60	UTAH	1:27.10
9	Hunter, Leslie	61	MTRC	1:30.00
10	Stanton, Susan G	61	MAM	1:31.44

Heat 8 of 43 Finals

1	Willard, Mimi	60	NUTS	1:17.88
2	Connolly, Petie	60	MMMS	1:14.63
3	Robinson, Lauren	61	UC48	1:13.60
4	Girard, Mikey G	60	ARIZ	1:12.35
5	De Moss, Sally	61	NBA	1:10.00
6	Roth, Debra A	61	CHIC	1:10.50
7	Merena, Elizabeth J	61	BCTM	1:12.95
8	Summers, Jeanna	60	OREG	1:14.20
9	Powell, Susie W	61	NUTS	1:17.00
10	Blatt, Cindy S	60	VCM	1:17.99

Heat 9 of 43 Finals

1	Ogier, Danielle	61	GOLD	1:07.71
2	Eisenman, Judy A	60	TAM	1:07.33
3	Schmidt, Jonelle	63	ARIZ	1:06.00
4	Panighetti, Camille A	63	CHIC	1:05.00
5	Val, Laura B	62	TAM	58.00
6	Davis, Charlotte M	64	PSM	1:01.00
7	Rosener, Karen K	60	CMS	1:05.50
8	Miller, Celeste	64	SNM	1:06.50
9	Battin, Carolyn	60	LVM	1:07.55
10	Meteyer, Beverly B	60	LVM	1:10.00

Heat 10 of 43 Finals

1	Baldwin, Susannah R	57	MTRC	1:20.00
2	Mothersill, Jane C	57	NUTS	1:14.82
3	Cornell, Cathy M	58	BGWM	1:11.98
4	Lambert, Caroline	56	FREM	1:11.82
5	Moore, Sheila E	55	PSM	1:11.08
6	Benjamin, Marcia S	57	MEMO	1:11.55
7	Wildman, Carol J	59	TAOS	1:11.97
8	Igel, Victoria E	58	FREM	1:13.43
9	Glenesk, Jennifer A	56	KMAN	1:15.33
10	Underbrink, Mary	55	PSM	1:20.68

Heat 11 of 43 Finals

1	Brault, Danielle	58	VIC	1:09.90
2	Boyer, Karen L	58	PCCM	1:09.38
3	Ganze, Cathy	56	SDSM	1:08.00
4	Breen, Barbara L	55	MELO	1:07.00
5	Feeley, Louise S	55	MELO	1:06.29
6	Ryner, Lisa C	56	CSTS	1:06.72
7	Bracken, Judy W	56	TVM	1:07.57
8	Fitzpatrick, Jana B	56	ZEN	1:08.20
9	Haufler, Susan L	56	MEMO	1:09.48
10	Hickel, Jessie J	55	BWAQ	1:10.16

Heat 12 of 43 Finals

1	Grilli, Tracy L	57	NEM	1:04.92
2	Lippold, Mary B	58	PSM	1:02.00
3	Mareb, Karen M	55	NEM	1:00.83
4	Warmuth, Stacey	57	VCM	1:00.36
5	Andrus-Hughes, Karen	56	OREG	58.30
6	Hibben, Veronica	57	UCLA	58.31
7	Jones, Barbara L	58	MELO	1:00.68
8	Knapp, Lo D	59	UTAH	1:01.90
9	DeMere, Susan D	58	GS	1:03.85
10	Neville, Cathy V	56	SDSM	1:05.72

Heat 13 of 43 Finals

2	Kremen, Petia	42	LOM	2:30.15
3	Sechrist, Amy	43	ALMA	1:35.84
4	Abreu, Maria E	42	FREM	1:30.00
5	Santillano, Michele K	43	MELO	1:34.98
6	Steffler, Dawn	43	ALMA	1:45.00
7	Forsey, Lynn M	52	MPM	1:30.00
8	Cook, Sally A	52	ROSE	1:31.58
9	Engel, Sandi	47	LOM	2:30.00

Heat 14 of 43 Finals

1	Haaland, Valerie D	52	ALMA	1:25.00
2	McFarland, Cestjon	53	PSM	1:24.00
3	Schneider, Ellen M	52	FREM	1:18.91
4	McVarish, Caitlin	53	MPM	1:15.80
5	Beraud, Ellen L	50	KMAN	1:13.00
6	Montgomery, Victoria J	53	CASC	1:14.08
7	Fox, Christina M	53	OREG	1:17.00
8	Dibley, Allison M	52	WCM	1:22.34
9	NeJaime, Jacqueline A	52	YPAC	1:25.00
10	Elwood, Lori A	51	CVMM	1:29.00

Heat 15 of 43 Finals

1	Taylor, Catherine	51	WCM	1:11.97
2	Dodd, Suzanne R	52	CTM	1:11.47
3	Rudolph, Karen	51	CMS	1:10.30
4	Coffee, Cassandra	52	NUTS	1:09.21
5	Steidle, Gwynne A	51	MVN	1:07.74
6	Joyce, Martha O	54	TAM	1:08.66
7	Goldberg, Claudette	54	USF	1:10.03
8	Sotelo, Sophia S	53	WCM	1:10.43
9	Bathgate, Diane	52	MSCA	1:11.48
10	Curry, Coleen	53	NBA	1:12.15

Heat 16 of 43 Finals

1	Boileau, Ute C	51	CMS	1:07.65
2	Riley, Jayne E	50	SRVM	1:07.57
3	Henry, BJ	50	WCM	1:07.42
4	Roose, Lynn R	50	IM	1:06.90
5	Carango, Jennifer	51	SCA	1:06.47
6	Lewczyk, Leslie E	51	NBA	1:06.56
7	Cook, Amy M	50	WCM	1:07.36
8	Vincent, Nancy C	54	OREG	1:07.50
9	Seitz, Chris A	51	TVM	1:07.58
10	Hayden, Eileen	52	UC28	1:07.67

**2014 Nationwide USMS Spring Nationals
George Haines International Swim Center
Meet Program - Saturday, May 3, 2014**

Heat 17 (#21 Women 100 Yard Freestyle)

1	Dewey, Vicky S	52 WCM	1:05.60
2	Caswell, MJ	53 OREG	1:05.00
3	Dornan, Gwen	51 USF	1:04.64
4	Hunt, Allison	50 ALMA	1:04.19
5	Dodd, Dina	50 NSA	1:02.93
6	Stokes, Karin E	53 NEM	1:03.55
7	Sutherland, Erica	54 NUTS	1:04.24
8	Tiedemann, Elizabeth B	51 BRCM	1:04.80
9	Cagigas, Debbie	52 EBAT	1:05.52
10	Alvarado, Lillian M	54 GRSC	1:05.62

Heat 18 of 43 Finals

1	Courtney, Zena H	54 BWAQ	1:02.02
2	Bennett, Pamela A	54 BAM	1:02.00
3	Moss, Pam Henry	52 CONN	1:01.39
4	Brown, Claiborne M	50 FREM	1:00.59
5	Stuntzner, Denise E	51 OREG	1:00.26
6	Murphy, Karen L	53 WCM	1:00.42
7	Delmage, Arlene	51 OREG	1:00.99
8	Zahorik, Barbara T	50 IM	1:01.59
9	Finley, Ann	51 LAPS	1:02.00
10	Edwards, Kris E	52 BGWM	1:02.86

Heat 19 of 43 Finals

1	Kafka, Heidi	51 IM	59.66
2	Schoenneman, Lisa L	51 CVMM	59.51
3	Garnier, Kathy L	53 CMS	58.73
4	Jones, Eney	53 DAMM	57.22
5	Macdonald, Sarah I	54 VIC	56.50
6	Hernandez, Jill S	53 WCM	56.89
7	Matena, Jana	51 MELO	58.42
8	Cleavenger, Becky	50 CVMM	58.90
9	Birnbrich, Beth	50 NAM	59.59
10	Groselle, Laura L	53 SYSM	1:00.00

Heat 20 of 43 Finals

1	Amaro, Laurie	49 ALB	1:35.00
2	Petersen, Susan	46 LOM	1:25.48
3	Won, Julie	49 FREM	1:19.68
4	Giles-Ott, Ruth	45 IM	1:15.13
5	Bertolone-Smith, Claudia M	49 CVM	1:13.00
6	Schuster, Laura M	48 MVM	1:15.00
7	Autissier, Anne-Cecile	49 NEM	1:17.00
8	Lyons, Marie P	46 MTRC	1:20.00
9	Cornwell, Carole M	47 CHIC	1:34.00
10	Suesser, Susan	49 LOM	1:50.79

Heat 21 of 43 Finals

1	Bathey, Liane	46 WIND	1:09.00
2	Mortensen, Cheryl L	49 WMAC	1:07.44
3	Soe, Jeanette G	49 ALMA	1:07.00
4	Shiimoto, Katharine H	46 SCSC	1:05.86
5	Rakotz, Tara	46 SDSM	1:05.40
6	Smith, Lori R	48 SAWS	1:05.56
7	Couch, Stephanie D	49 MELO	1:06.26
8	Harris, Karen C	47 RPM	1:07.10
9	Lewis, Melissa D	48 NBA	1:08.73
10	Boyle, Catherine M	48 LOM	1:09.07

Heat 22 of 43 Finals

1	De Somma, Margaret P	46 NUTS	1:04.63
2	Thilker, Lisa A	48 CMS	1:04.34
3	Greene, Dana M	45 NCMS	1:04.10
4	Capen, Tasha	47 MELO	1:03.00
5	Damsky, Irene T	48 SDSM	1:02.15
6	Hagadorn, Heather	49 CMS	1:03.00
7	Zafropoulos, Christine	45 ALMA	1:03.29
8	Fackert, Susan L	47 WOOD	1:04.30
9	Lein, Brenda S	49 NBA	1:04.48
10	Smith, Liesl G	49 IM	1:05.09

Heat 23 of 43 Finals

1	Sterzer, Robin S	49 QSS	1:01.57
2	Redfield, Carol A	48 NCMS	1:01.08
3	Asch, Jill M	47 OREG	1:00.99
4	Elson, Denise E	45 TVM	1:00.00
5	Cox, Juliet E	46 MAM	59.82
6	Dorman, Lisa L	45 SON	59.89
7	Driscoll, Heather J	47 LGSR	1:00.68
8	Salmi, Andrea L	49 NBA	1:01.03
9	Richardson, Kim G	45 CMS	1:01.55
10	Chessen, Christine	47 TOC	1:02.03

Heat 24 of 43 Finals

1	Johansson, Hanna L	47 PSM	59.53
2	Reid, Lesley A	48 SCSC	59.00
3	Seavall, Kelly J	45 CMS	57.10
4	Hill, Laurel S	45 ARIZ	56.80
5	Godges, Arlette A	49 SCAQ	56.20
6	Rapuan, Lisa O	48 NBAC	56.75
7	Welting, Laureen K	48 TOC	56.86
8	Ditzler, Kristy	49 TXLA	58.98
9	Leacox, Ginger Y	45 DAM	59.03
10	Adams, Kari S	48 LVM	59.61

Heat 25 of 43 Finals

1	Khalil, Heidi G	43 ROSE	1:27.00
2	Bachtiger, Jasmine	44 MTRC	1:18.52
3	Maly, Cleary	44 QMST	1:16.18
4	Darling, Colleen M	40 WCM	1:10.51
5	Rothschild, Beccah D	40 MAM	1:08.49
6	La Voie, Caroline	43 OAM	1:10.00
7	Anderson, Teresa L	43 KMAN	1:16.00
8	Sullivan, Maureen	42 TOC	1:18.00
9	Pedder, Shannon A	41 MAM	1:20.00
10	Tong, Connie C	42 STAN	1:30.00

Heat 26 of 43 Finals

1	Farinas, Jennifer R	42 PSM	1:06.44
2	Hunt, Annette	43 CRUZ	1:05.38
3	Hertzner, Cynthia J	44 CRUZ	1:05.00
4	Woolf, Sarah C	43 FGST	1:04.72
5	Porter, Jo Ann A	42 SNM	1:04.11
6	Noone, Kerrie	43 NEM	1:04.45
7	Moll, Jessica E	41 RPM	1:05.00
8	Girard, Suzie E	43 MAM	1:05.10
9	Cohen, Kathryn	43 BAM	1:05.50
10	McCain, Christy	43 CRUZ	1:06.50

Heat 27 of 43 Finals

1	Biebel, Jenny L	40 PRES	1:04.00
2	Fahlen, Lola L	44 ALMA	1:03.45
3	Hansen, Jane M	42 SON	1:03.00
4	Straley, Jenifer E	43 ROSE	1:02.76
5	Wegner, Karin M	41 LVM	1:02.39
6	Harris, Stacey	44 NCMS	1:02.58
7	Thompson, Amy W	43 TOC	1:02.94
8	O'Dell, Andrea D	43 MTRC	1:03.06
9	Hughes, Megan	40 ISMT	1:03.99
10	Nicolescu, Andreea C	42 GSB	1:04.00

Heat 28 of 43 Finals

1	Adams, Krissy L	42 LGSR	1:01.14
2	Hanley, Catherine C	41 WCM	1:00.08
3	McGowan, Mary K	42 CRUZ	57.71
4	Moorhead, Amy J	42 PSM	55.54
5	Schaetz, Trina R	41 WMAC	54.50
6	Holland, Amy S	42 NCMS	54.90
7	Eldridge, Beth	44 MOVY	55.88
8	Harang, Tracie A	42 AKMS	58.85
9	Kehr, Gina I	44 STAN	1:01.12
10	Reece, Margaret E	42 WCM	1:02.16

Heat 29 of 43 Finals

1	Lialiamou, Eleni	38 MVM	1:23.00
2	Elegant, Rebecca	39 MTRC	1:15.00
3	Whiteside, Tina	39 MVM	1:13.75
4	Ongerth, Ann Michelle	39 WCM	1:10.71
5	Horvath, Katherine A	39 MVN	1:12.00
6	Lindahl, Sarah	37 MEMO	1:15.00
7	Bostrom, Heather K	36 AAM	1:19.19
8	Hetherington-Rauth, Molly C	23 DAM	1:05.75
9	Nonaka, Sara M	28 USF	1:15.00

Heat 30 of 43 Finals

1	Arnold, Rebecca E	36 NUTS	1:06.09
2	Pearson, Loren J	38 TVM	1:04.49
3	Gentles, Melanie H	37 DAM	1:03.50
4	Lin, Katie M	39 LOM	1:02.57
5	Hiebert, Stephanie	36 PSM	1:02.28
6	Bracco Comfort, Katie M	38 MELO	1:02.48
7	Stoner, Stephanie I	39 USF	1:03.19
8	Maidenberg, Eve G	37 MAM	1:04.22
9	Kerley, April D	35 SWOM	1:04.96
10	Hellerman, Molly J	37 TOC	1:10.00

Heat 31 of 43 Finals

1	Bradley, Sarah	39 PSM	1:01.64
2	Reeves, Tessa L	35 OREG	1:01.46
3	Molina, Patricia A	38 CTS	1:00.34
4	Wilson, Ann S	39 CRUZ	1:00.00
5	Chatzigeorgiou, Georgia	37 TNYA	1:00.00
6	Benjamin, Bonnie B	39 TOC	1:00.00
7	Hill, Hilary A	36 MSCA	1:00.32
8	Fischer, Amy E	38 FGST	1:01.13
9	Turner, Wendy	39 FGST	1:01.60
10	Sardella, Stephanie L	36 SMM	1:02.19

2014 Nationwide USMS Spring Nationals
George Haines International Swim Center
Meet Program - Saturday, May 3, 2014

Heat 32 (#21 Women 100 Yard Freestyle)

1	Pledger, Abby B	39 NBA	58.44
2	Skinner, Sonja	37 OREG	58.43
3	Matlock, Shannon L	36 PSM	57.07
4	Richards, Ericka L	36 SRM	55.33
5	Glenn, Katie	37 STAN	54.70
6	Bell, Andee	38 DAM	55.28
7	Sheehan, Nichole	35 WLAC	56.70
8	Simpson, Adrienne R	39 SCSC	57.13
9	Lee, Kristi D	38 SAWS	58.44
10	Keeler, Susan E	35 WCM	1:00.00

Heat 33 of 43 Finals

1	Cafferata, Lindsey M	34 CHIC	1:12.32
2	Wheeler, Lauren	32 USF	1:10.00
3	Walsworth, Alyssa S	30 MINN	1:09.02
4	Louhichi, Nadia	33 UC59	1:05.99
5	Gruenberg, Brigitta M	34 SAWS	1:04.70
6	Sorget, Genna	33 WLAC	1:04.71
7	Thompson, Cooke	33 KATS	1:06.33
8	More, Kristin E	30 MVM	1:10.00
9	Thompson, Margaret A	33 MAM	1:12.00
10	Thompson, Laura	28 WMAC	1:15.00

Heat 34 of 43 Finals

1	Stuwe, Evelyn	30 CTM	1:04.00
2	Willard, Melissa	34 FGST	1:03.00
3	Colavito, Violet A	30 LVM	1:02.81
4	Gober, Jelena	31 MMA	1:01.92
5	Estrada, Kris M	30 TSUN	1:00.92
6	Howland, Heather A	33 IM	1:01.65
7	Szafanski, Lisa A	33 MMA	1:01.94
8	Sacknoff, Nelle R	32 USF	1:02.90
9	Rempe, Rachel M	31 RHMS	1:03.18
10	Carney, Monica M	31 CRUZ	1:04.50

Heat 35 of 43 Finals

1	Ripoll, Megan	30 LVM	1:00.65
2	Koht-Phipps, Alicia M	33 SCSC	1:00.55
3	Bronson, Meredith C	32 MVM	59.59
4	Bankovich-Mihalik, Bethany	31 1776	58.89
5	Liberty, Laurel M	32 LIB	57.75
6	Grolle, Jamie V	30 LVM	58.50
7	Buskirk, Emily K	33 NBA	59.46
8	Raffaelli, Cori P	30 VCM	1:00.00
9	Van Horn, Alaina L	33 L4S	1:00.55
10	Tweedy, Rebecca	31 MINN	1:00.82

Heat 36 of 43 Finals

1	Duhaime, Susan A	31 MICH	57.63
2	Chen, Devon H	33 BAY	57.07
3	Brandon, Celeste A	30 BLU	56.69
4	McWilliams, Katie L	30 ALEX	55.19
5	Coombe, Katy A	31 HOPK	52.85
6	Linke, Lyndsey M	34 CMS	54.03
7	Mosca, Laura P	32 TSUN	55.90
8	McIntyre, Erin	32 UC32	56.87
9	Giovanni, Melissa K	34 LVM	57.59
10	Vorrasi, Catherine M	31 ARIZ	57.66

Heat 37 of 43 Finals

1	Vanauken, Skylar	26 USF	1:05.50
2	Beech, Jennifer R	28 MVN	1:02.95
3	Lincoln, Chelsea B	28 GAJA	1:02.64
4	Farnham, Kaelly M	27 SRM	1:02.44
5	Braggin, Jacquelyn E	27 PSM	1:01.07
6	Greer, Margaret R	25 UC38	1:02.00
7	Sweeney, Amy R	29 SDSM	1:02.63
8	Baeder, Lauren S	29 SRVM	1:02.90
9	Hdez, Gabriella	27 TOC	1:02.95
10	Urias, Marissa	27 SCSC	1:05.58

Heat 38 of 43 Finals

1	Macchiavelli, Cecilia	29 PRES	1:00.31
2	Johnston, Brittany A	27 DKTA	1:00.00
3	Harlow, Megan M	27 DAMM	59.34
4	Devlin, Abigail S	29 STAN	59.10
5	Pouliot, Nichole D	27 NEM	58.60
6	Gautschi, Ronni M	26 ALMA	59.00
7	St. Sauveur, Katelyn	25 ARIZ	59.14
8	Curley, Lindsey C	26 DAM	59.95
9	Alexander, Nancy L	28 CTM	1:00.15
10	Gutierrez, Sarah M	27 LOM	1:00.70

Heat 39 of 43 Finals

1	Beaudreau, Lauren A	26 WCM	58.00
2	Yoshiwara, Carole	25 LNRS	57.88
3	O'Donnell-McCarthy, Fiona	27 TOC	57.74
4	Epperson, Brittany C	28 MSCA	57.00
5	Johnston, Emily M	26 ARIZ	56.01
6	Gill, Meg B	29 TOC	56.75
7	Dyer, Aubrey N	26 SCSC	57.00
8	Ferro, Claire	25 YSF	57.76
9	Togias, Anna	28 NOVA	58.00
10	Pelaez, Cristina D	26 IM	58.16

Heat 40 of 43 Finals

1	Geehr, Carly	29 FREM	55.34
2	Radecke-Noble, Jennifer D	29 TVM	54.82
3	Davidoff, Cara	28 TOC	54.67
4	Larson, Amanda D	26 DAM	53.67
5	Raatz, Katherine	25 TOC	52.00
6	Hernandez, Sarah M	29 DAM	53.17
7	Lee, Alexandra K	26 DAM	54.10
8	Kirk, Dana J	29 FREM	54.70
9	Taylor, Vicki	28 TVM	55.09
10	Frendreis, Lauren	25 ROSE	55.52

Heat 41 of 43 Finals

1	McKiernan, Alex M	20 PSM	1:05.00
2	Coffee, Kayla	21 NUTS	1:03.02
3	Streeter, Shannon E	22 ROSE	1:01.88
4	Roth, Tenae	24 USF	1:01.30
5	Zetocha, Jenny	22 NDSU	1:00.00
6	Anderson, Sydney E	22 PSM	1:00.26
7	Rosas, Rachel	20 SMM	1:01.50
8	Mickelsen, Angela	18 UTAH	1:02.51
9	Lowder, Kaitlyn	21 PSM	1:03.60
10	Monsen, Allie C	18 PSM	1:05.41

Heat 42 of 43 Finals

1	Nelson, Kyrsten A	21 DKTA	59.95
2	Rubel, Amanda	22 NCMS	59.21
3	Miller, Lindsay	21 DUCK	58.99
4	Le, Yvonne	24 TEME	57.84
5	Korus, Hannah E	23 STAN	57.05
6	Riddle, Katie	19 EBAT	57.48
7	Shockey, Kayla	20 UC18	58.05
8	Cheong, Sinclair	21 SMM	59.00
9	Mazuryk, Lydia	24 WCM	59.40
10	Adams, Laura D	22 ROSE	1:00.00

Heat 43 of 43 Finals

1	Guerrero, Cambridge L	18 LVM	57.00
2	Wenger, Elise K	22 CHIC	56.40
3	Oto, Jillian M	20 SMM	54.90
4	Nolte, Jeanette C	22 IM	54.27
5	Delay, Sara E	23 WCM	50.23
6	Hansen, Allyson L	20 WCM	53.51
7	Halberstadt, Lexie	22 NDSU	54.63
8	Leonard, Courtney D	22 WCM	55.87
9	Andrews, Jewelz K	20 NOVA	57.00
10	Burmood, Erica S	22 WIND	57.00

#22 Men 100 Yard Freestyle

Lane	Name	Age	Team	Seed Time
------	------	-----	------	-----------

Heat 1 of 65 Finals

3	Knowles, Percy	83 SWIF	1:48.58
4	Beach, Robert E	83 SPM	1:45.00
5	Stupfel, Don L	86 SMM	2:20.00
6	Roudebush, George M	89 PSM	2:21.00
7	McKinley, Howard M	92 TOC	2:14.57

Heat 2 of 65 Finals

1	Goldsmith, Harry S	84 AAM	1:40.00
2	Fritz, Jack R	81 ARIZ	1:34.48
3	Drobner, Sherwin	80 GOLD	1:25.67
4	Mayo, Robert W	80 WCM	1:24.31
5	Radcliff, David A	80 OREG	1:10.40
6	Sulzbach, John F	80 MELO	1:18.00
7	Stupfel, Norman E	81 WCM	1:25.46
8	Conkey, Jim	82 SNM	1:34.25
9	Brown, Donald L	80 WCM	1:38.00
10	Hathaway, Pierre	83 AAM	1:43.00

Heat 3 of 65 Finals

4	Stone, Herbert	79 LOM	1:40.50
5	Blake, William V	77 MOST	1:15.00
6	Thomas, Nate	76 ZEN	1:40.06

Heat 4 of 65 Finals

2	Tucker, William E	65 NBA	1:29.94
3	Peterson, Richard A	66 MELO	1:22.00
4	Stambolis, James N	66 TAM	1:18.00
5	Wilson, Dale	68 UC44	1:19.56
6	Kilz, Raymond J	66 MVN	1:25.00
7	Marra, Stephen R	65 MELO	2:00.10
8	Esswein, Gene A	72 QSS	1:25.00
9	Cannan, Patrick	73 NCMJ	1:27.30

WHAT DO THEY HAVE IN COMMON?

Meet Laura, Rich, Tim and David.

They're all committed Masters swimmers, train hard, love to compete and are Swimming World Magazine's choice of top Master Swimmers in the World for 2013... and they all believe in P2LIFE.



Laura Val (60-64) - 15 FINA World Records in 2013

"While I think my diet meets the nutritional needs of the average adult female, training hard every day adds additional requirements. I believe the body needs to be refuelled with protein shortly after working out. The NutriBoost shake is the perfect solution. I drink it right after practice and a couple times during the day and it tastes amazing!"

Richard Burns (70-74) - 8 FINA World Records in 2013

"Since taking P2Life products I see some real changes. I have more energy during the day, am able to swim harder in practice and recover quicker, and lo and behold, my times have reversed their upward trend. Needless to say, I am a convert and can't see ever swimming without P2Life."



Tim Shead (60-64) - 5 FINA World Records in 2013

"My World Records in 2013 included a lifetime best. I have been taking P2Life's NutriBoost for 30 years, and EnduroBoost Adaptogens, Sport Multi-Vitamins and Joint Formula for over 15 years. I know I am giving my body everything it needs to stay healthy and perform at the highest levels."

David Guthrie (50-54) - 14 FINA World Records in 2013

"My biggest limitation was failing to recognize the true importance of proper nutrition. Good or bad, what we eat has a profound impact not only on our ability to perform and recover but on our quality of life. Complete, consistent nutrition is a key factor in my ability to perform at a high level. P2Life is an essential part of an effective nutritional plan that I enjoy every day. It works."



Come join us at our booth by the warm-up pool, have a taste of our NutriBoost and find out what these athletes are doing differently.

P2LIFE™

PERFORMANCE NUTRITION

www.P2Life.net/USMS

**2014 Nationwide USMS Spring Nationals
George Haines International Swim Center
Meet Program - Saturday, May 3, 2014**

Heat 5 (#22 Men 100 Yard Freestyle)

1	Campen, Gary	70 PSM	1:23.09
2	Belluomini, Robert A	72 TOC	1:17.07
3	Goldbas, Mervyn E	71 SFTL	1:16.50
4	Carroll, Jim	70 BMST	1:14.07
5	Raffaelli, Larry L	71 VCM	1:09.60
6	Hultin, Walter B	70 CMS	1:12.00
7	Harwood, James W	72 TOC	1:16.09
8	Walker, Joseph R	72 SNM	1:17.00
9	Mc Carthy, Raymond M	70 CRUZ	1:21.00
10	Avery, John H	71 MM	1:23.15

Heat 6 of 65 Finals

1	Bell, John L	71 SDSM	1:06.63
2	Pilger, Robert T	70 PSM	1:03.91
3	Andersen, Peter	70 SDSM	1:02.57
4	Burns, Richard	70 TAM	59.00
5	Elder, James E	71 TOC	56.91
6	Landis, Tom	72 OREG	58.79
7	Von Tagen, Karl E	70 OREG	1:02.50
8	Willert, Dan T	71 WCM	1:03.50
9	Ralphs, Tony	70 SDSM	1:04.81
10	Walker, Larry	70 SDSM	1:09.42

Heat 7 of 65 Finals

1	Cohen, Jeremy M	65 TEME	1:13.95
2	Burr, Ken M	69 WCM	1:13.00
3	Ugarkovich, David M	66 TVM	1:08.00
4	Batten, Hugh N	67 MSCA	1:07.99
5	Farmer, Michael W	66 ROSE	1:07.89
6	Brenner, Gary R	66 SMM	1:07.99
7	Gleser, Robert A	68 CMS	1:08.00
8	Dorey, Frederick J	65 TOC	1:12.00
9	Stone, Brett	65 DAM	1:13.75
10	Class, Patrick L	65 SNM	1:14.56

Heat 8 of 65 Finals

1	Crocket, Alex	69 FGST	1:06.90
2	Owens, Robert A	67 VCM	1:06.00
3	Quackenbush, Kent F	67 MINN	1:03.80
4	Olson, Robert H	69 WCM	1:02.66
5	Dennis, D Craig	68 WCM	1:01.01
6	Mc Clelland, Mac D	65 MAM	1:02.47
7	Daniels, Larry N	68 MAAC	1:03.00
8	Reichle, Bill	66 BERK	1:04.13
9	Shoor, Kenneth M	65 LAPS	1:06.00
10	Saplys, Al	66 MICH	1:07.60

Heat 9 of 65 Finals

1	Rudloff, Edward	66 TOC	1:00.20
2	Meyerhoff, Rick	67 TAM	1:00.00
3	McPherson, Andrew M	67 DAM	58.50
4	Wilder, Hugh	66 SRM	58.00
5	Childs, Lee	65 GOLD	55.50
6	Young, Julius W	67 USF	57.00
7	DeLacy, James R	67 WCM	58.04
8	Abbott, William A	67 CMS	59.30
9	Wright, Larry E	65 PSM	1:00.14
10	Ashford, Wes	65 PCCM	1:00.47

Heat 10 of 65 Finals

2	Terusaki, Steven H	60 ALB	1:25.00
3	Legaspi, Adrian	61 GRSC	1:18.13
4	Saltzman, Edward M	63 GAJA	1:10.00
5	Allison, Jack	63 ARIZ	1:06.66
6	Muntz, Doug Y	63 UC38	1:06.72
7	Orbison, Dean T	60 AKMS	1:13.16
8	Levi, Bob	62 SMM	1:25.00
9	Robinson, Timothy D	62 UC48	1:38.50

Heat 11 of 65 Finals

1	Rennels, Glenn D	63 STAN	1:05.45
2	Maxson, Mark B	61 OAM	1:05.21
3	Blumenthal, Paul D	62 MELO	1:04.10
4	Franzon, Olof	61 ADMS	1:04.00
5	Ryan, James	61 GSM	1:03.50
6	Tull, James C	60 TAM	1:03.50
7	Beuttenmuller, David J	63 WOW	1:04.00
8	Vraspir, Alan D	63 CAQM	1:04.95
9	Small, Stephen A	61 UC38	1:05.33
10	Ahlman, David C	62 WCM	1:05.75

Heat 12 of 65 Finals

1	Stoner, Jon	62 1776	1:03.07
2	Plencner, Bob R	61 NEM	1:02.59
3	Lintz, Steve	63 SNM	1:01.98
4	Yocom, Douglas N	62 1776	1:01.08
5	Holmes, David B	60 TOC	1:00.00
6	Scheff, Jonathan	61 WIND	1:00.73
7	Harter, Phillip M	60 FREM	1:01.46
8	Sherrill, Mike	64 TOC	1:02.00
9	Shannon, Robert D	60 AAM	1:02.84
10	Durell, Robert	62 ALB	1:03.43

Heat 13 of 65 Finals

1	Foreaker, Don	61 SRM	1:00.00
2	Sterne, Erik A	61 ROSE	59.88
3	Haris, Lee D	60 TOC	59.00
4	Edwards, Wes	60 OREG	59.00
5	Kendrick, Jim A	61 PSM	58.60
6	Philbrick, Larry K	61 OREG	58.65
7	Bell, Gordon E	61 WCM	59.00
8	Modjeska, Mark E	61 ARIZ	59.58
9	Nelson, John P	60 JAMM	59.89
10	Yensen, Kermit D	60 OREG	1:00.00

Heat 14 of 65 Finals

1	Bernard, Alan D	64 TAM	57.24
2	Sapirstein, Julian B	64 USF	57.04
3	Stevens, Craig W	61 1776	56.70
4	Blumenthal, Jeffrey S	60 IM	56.45
5	Perout, Jeffrey J	61 SYSM	56.00
6	Waterbury, Stuart S	60 CMS	56.07
7	Mandel, Barry R	61 WMAC	56.50
8	Lukens, Jeffrey	60 MINN	57.00
9	Courtney, Jack W	60 AGM	57.10
10	Rosen, Robert A	64 CVMM	58.22

Heat 15 of 65 Finals

1	Myers, Greg A	62 TOC	55.90
2	Gruber, Glenn A	64 VCM	54.99
3	Holt, Tate	62 TAM	54.50
4	Dodson, Phil L	61 IM	54.24
5	Martin, Doug	60 ARKM	53.00
6	Griffith, James M	61 TOC	53.50
7	Williams, Bruce F	60 RICE	54.50
8	Wilson, Robert H	63 CAQM	54.89
9	Fochios, Dean T	60 WMAC	55.00
10	Reeder, Richard	61 NOVA	56.00

Heat 16 of 65 Finals

2	Forgione, David J	59 MICH	1:36.90
3	Schweitzer, Ed	59 SMM	1:22.00
4	Harvey, Peter	58 ECYM	1:15.00
5	Ferko, Christopher A	56 ARIZ	1:15.24
6	Miller, Andy	59 ECYM	1:35.00
7	Diers, Phil J	57 TSUN	1:51.45
8	Bustillos-Perez, Hector R	45 WCM	1:15.00

Heat 17 of 65 Finals

1	Fuller, Brad L	57 ROSE	1:12.25
2	Otto, Joseph N	55 DAM	1:10.00
3	Schultz, Wayne	55 HUMM	1:07.84
4	Swenor, Gary D	59 NSA	1:05.90
5	Wyson, Joseph	57 LVM	1:04.16
6	Skinner, Peter K	59 STAN	1:05.00
7	Johnson, David L	58 DAC	1:07.37
8	Rollins, Larry	57 DAM	1:08.60
9	Shafer, Richard	56 CSTS	1:11.54
10	Butz, Richard F	57 AGUA	1:13.00

Heat 18 of 65 Finals

1	Winer, Nick	56 NUTS	1:02.50
2	Zubrod, Stephen C	59 CGCC	1:00.77
3	Sternberg, Scott D	56 ROSE	1:00.74
4	Lee, Jack C	56 TXLA	1:00.70
5	Robert, David W	58 BAM	1:00.31
6	Miller, John H	55 UC38	1:00.50
7	Blumenthal, Mark W	55 IM	1:00.73
8	Heather, Michael R	59 MVN	1:00.74
9	Bradley, William N	57 SCSC	1:01.00
10	Moretti, Didier	55 FREM	1:03.00

Heat 19 of 65 Finals

1	Glenesk, Mark J	58 KMAN	1:00.00
2	Cooper, Malcolm	57 HIMA	59.80
3	Godoy, Francisco J	55 WMST	58.95
4	Sheahan, Dan	56 VMST	58.61
5	Black, Boyd E	57 IM	58.33
6	Knowles, Andy	59 SWIF	58.52
7	Spellberg, Geoff	58 TAM	58.89
8	Kubicki, Scott	55 GKMS	59.00
9	Mascheroni, Andy	57 TAM	1:00.00
10	Mitchell, Robert W	55 TCC	1:00.14

**2014 Nationwide USMS Spring Nationals
George Haines International Swim Center
Meet Program - Saturday, May 3, 2014**

Heat 20 (#22 Men 100 Yard Freestyle)

1	Rogers, Randy	55 PSM	58.00
2	Moore, Richard	56 SEMS	57.90
3	Patocchi, Robert J	58 CMAM	57.34
4	Mc Bride, Duncan Q	59 LAPS	57.00
5	Kenny, Daniel B	56 SMM	56.31
6	Marsh, Russell L	58 CMS	56.56
7	Shannahan, Mike	56 SAWS	57.20
8	Wierema, Dirk	59 UC38	57.37
9	Fremont, Robert	55 WIND	57.90
10	Kennedy, Bob L	59 CRUZ	58.01

Heat 21 of 65 Finals

1	Orten, Frank T	55 CMS	56.00
2	Alexander, Peter D	55 WMAC	55.66
3	Kline, Jeffrey S	55 MELO	55.00
4	Waterworth, Steven F	56 HQNV	54.90
5	Cutting, Steve	56 TVM	54.01
6	Smith, Darrell J	57 MINN	54.67
7	Havlik, John R	55 UC14	55.00
8	Davis, Thomas W	56 ROSE	55.48
9	Phillips, Mike E	56 WAMS	55.80
10	Reed, Clay F	57 CRUZ	56.00

Heat 22 of 65 Finals

1	Higgins, J Thomas	55 UC37	53.53
2	Evans, Mark E	56 DAM	52.79
3	Carter, Paul V	56 TOC	52.00
4	Klein, Jonathan E	56 NCMS	51.64
5	Groselle, Jack R	59 SYSM	50.63
6	Sherman, Bill	55 MOVY	51.50
7	Kammerer, Richard F	56 SWOM	51.90
8	Blatt, Michael J	58 VCM	52.20
9	Druz, Loren	58 WCM	53.00
10	Crowder, Robert T	58 NCMS	54.00

Heat 23 of 65 Finals

1	Kostyrka, Joel R	53 CMS	1:25.00
2	Prince, Adam S	50 SCSC	1:15.00
3	Goodlin, Tom	54 PSM	1:05.39
4	Brenan, Andrew	53 SAC	1:03.50
5	Lebsack, Chester D	54 PCCM	1:03.25
6	Combs, Craig J	53 MEMO	1:04.25
7	Sprohge, Chris	51 LOM	1:10.00
8	Ionesco, Constantin	50 WMST	1:23.08
9	McAdams, Steve	49 LOM	1:11.55
10	Dubrick, Jon S	45 ROSE	1:11.87

Heat 24 of 65 Finals

1	Campbell, Chris	53 MVM	1:02.49
2	Zabotkine, Nikolai V	54 LVM	1:01.00
3	Hamza, Alex	54 LVTC	1:00.12
4	Henze, John C	50 LOM	59.75
5	Piercey, Chuck A	54 MVM	59.41
6	Zoltick, Martin M	51 L4S	59.60
7	Thomas, Ken	52 CSTS	59.95
8	Goble, John M	51 QSS	1:01.00
9	Wong, John	50 UC33	1:01.65
10	Waters, Crick M	52 MELO	1:02.85

Heat 25 of 65 Finals

1	Bower, Bruce	52 STAN	59.41
2	Dauginas, Joe	51 UC16	59.31
3	Grubel, Eric E	51 SCA	59.30
4	Torgerson, Rob	52 SMAC	59.24
5	McNair, Samuel	51 UC15	59.13
6	Cortez, Ralph A	51 IAMA	59.18
7	Miller, Tim	51 STAN	59.25
8	Christensen, Dane V	54 LNRS	59.30
9	Schmidt, Jeff V	50 MOVY	59.39
10	Hess, Bart R	53 MAM	59.41

Heat 26 of 65 Finals

1	Henricks, Ed P	51 SNM	58.90
2	Fuselier, Stephen A	54 AAAA	58.87
3	King, Ian E	51 GAJA	58.70
4	Le Vasseur, Andrew P	50 CMS	58.30
5	Bathey, Tony E	50 WIND	58.11
6	Wolf, Marlon I	50 NUTS	58.17
7	Hill, Brian R	51 TEME	58.40
8	Aubrey, Michael	53 SFTL	58.70
9	Boileau, Mike	52 CMS	58.89
10	Jacobs, Tom	50 SMM	58.93

Heat 27 of 65 Finals

1	Severance, David A	51 WMAC	57.99
2	Grisa, Thomas M	52 WMAC	57.55
3	Archer, Branch T	54 UC26	57.38
4	Powers, Robert M	50 AAM	57.00
5	Whelchel, David	52 LIB	56.66
6	Sfingi, John A	50 MVMS	56.82
7	Fischer, James S	50 WMAC	57.33
8	Carlson, Eric	53 LNRS	57.49
9	Pettibone, Chip	52 SRM	57.74
10	Maryatt, Andrew T	53 RAMS	58.00

Heat 28 of 65 Finals

1	Fisher, Dennis E	54 CSMT	56.30
2	Bennett, Michael L	53 CRUZ	56.22
3	Pfaltzgraff, Mark	52 WMAC	56.08
4	Soe, Soren T	50 SCSC	55.99
5	Cook, Doug J	51 WCM	55.90
6	Allen, Larry W	52 UC38	55.90
7	Neuhold-Huber, Tom M	52 PCCM	56.00
8	Richey, Steven C	53 MSMA	56.14
9	Lileikis, Joseph G	51 OCMT	56.24
10	Miller, Brent D	54 MOVY	56.54

Heat 29 of 65 Finals

1	Anderson, Thomas D	52 MELO	55.17
2	Bosley, Douglas M	51 NEM	54.90
3	Woolard, Woody	50 UC33	54.78
4	Baker, John	51 SMM	54.60
5	James, John A	51 SRM	54.50
6	Birnbrich, Chris L	50 NAM	54.54
7	Washburne, Brent C	52 OREG	54.62
8	Buchanan, Greg	54 DAM	54.90
9	Richardson, Terry	53 ARIZ	54.90
10	Doyas, Greg R	51 FREM	55.64

Heat 30 of 65 Finals

1	Stephenson, Kyle	53 MOVY	54.00
2	Valley, Eric	52 MOVY	53.84
3	Jenkins, Timothy J	52 IM	53.70
4	Scannell, Michael G	50 ROSE	53.50
5	Autissier, Patrick	51 NEM	53.00
6	Neuvirth, Paul G	51 NOVA	53.30
7	Wilson, Kurt E	54 CRUZ	53.50
8	Nootbaar, Tom T	50 WCM	53.72
9	McAweeney, Michael A	50 SMM	54.00
10	Keating, Kevin	50 SMAC	54.00

Heat 31 of 65 Finals

1	Boone, Jon	50 WCM	52.73
2	Gothberg, Brad A	51 WCM	52.50
3	Rodrigues, Gerry A	51 T-26	50.80
4	Mercer, Rich	50 BLU	49.86
5	Sims, David E	51 IM	47.47
6	Lydecker, Charles H	50 BLU	49.70
7	Mortensen, Franz	50 SCSC	49.98
8	Harvill, Tom	52 WAMS	51.00
9	Blichfeldt, Tore	50 UC44	52.56
10	Remmert, Greg A	51 WCM	52.80

Heat 32 of 65 Finals

1	Catanzaro, Victor	47 MAM	1:10.00
2	Makani, Gautam	47 MELO	1:08.00
3	Hall, Matt	46 UC38	1:07.88
4	Haberstich, Brian	47 IM	1:05.00
5	Sawyer, Trevor L	46 MHSA	1:02.50
6	Tiedemann, Arthur R	48 WM	1:02.50
7	Colety, Brian	47 NBA	1:05.00
8	France, Kermit	47 WCM	1:07.99
9	Carpenter, Scott	47 TAM	1:08.00
10	Clifford, Andy L	47 LOM	1:10.10

Heat 33 of 65 Finals

1	Steenhuis, Harm-Jan	46 WST	1:01.97
2	Cocca, Chris D	48 MELO	59.52
3	Asti, Joel C	45 UC38	59.22
4	Cunningham, Geoff T	45 RHMS	58.50
5	Crock, John G	47 NEM	58.37
6	Villa-Lovoz, Sean T	46 QSS	58.45
7	Paxton, Sean C	45 ROSE	58.60
8	Reed, Robert W	49 NUTS	59.47
9	Camacho, Raymond E	49 WH2O	1:00.45
10	Lessin, Michael D	49 NUTS	1:02.50

Heat 34 of 65 Finals

1	Candela, Joseph V	47 LVM	58.00
2	Hunt, David N	47 CRUZ	57.50
3	Fisher, Robert R	48 WAMS	57.40
4	Shandrew, Jerry S	48 WH2O	57.30
5	Havens, Greg J	49 MAAC	57.08
6	Engelskirchen, Adam G	45 TAM	57.10
7	Johnson, Steve	47 UC34	57.30
8	Hjorth, John T	47 SCAQ	57.42
9	Hoyt, Brian K	47 CMS	57.50
10	McCarthy, John W	48 LNRS	58.16

**2014 Nationwide USMS Spring Nationals
George Haines International Swim Center
Meet Program - Saturday, May 3, 2014**

Heat 35 (#22 Men 100 Yard Freestyle)			Heat 40 of 65 Finals			Heat 45 of 65 Finals					
1	Hahn, Darek L	47 JAM	57.01	1	Hobson, Chip L	46 SNM	50.00	1	Tartaglione, Mike	42 GAJA	53.65
2	Adams, William A	47 LAS	56.64	2	Segal, William N	49 JAM	49.80	2	McClung, Paton M	44 WIND	53.61
3	Walker, John A	46 USF	56.50	3	McDonough, John C	45 TOC	49.50	3	Chapman, John F	43 CRUZ	53.00
4	Snyder, Daniel B	46 LGSR	56.34	4	Cox, Mark	46 PTMS	49.11	4	Edwards, Dan	40 CMS	52.41
5	Matarangas, Paul	46 UC38	56.00	5	Biondi, Matthew N	48 CVMM	46.80	5	Hoftzyer, Ernie	44 DAM	52.19
6	Bessire, Brent	45 NCMJ	56.24	6	Unruh, Steven L	47 NITR	48.45	6	Kitzman, Scott A	44 NCMJ	52.41
7	Branchaud, Jeffrey A	49 MAM	56.42	7	Varozza, Mike J	46 TXLA	49.22	7	Barnes, David	40 STAN	52.78
8	Sherry, Steve K	47 LGSR	56.50	8	Benucci, Lorenzo	46 AWJ	49.69	8	Fahlen, Mark T	42 MAAC	53.48
9	Billings, Raymond	49 AKMS	56.92	9	Bennett, Dennis	48 IAMA	49.81	9	Timko, Kevin A	44 RAA	53.64
10	Lueth, Dirk	48 MELO	57.05	10	O'Dell, Rick	46 BLU	50.00	10	Ahmadi-Kashani, Magid	41 NOVA	53.90
Heat 36 of 65 Finals			Heat 41 of 65 Finals			Heat 46 of 65 Finals					
1	Hewitt, Jeffrey L	45 MELO	55.42	1	Davidson, Jeremy S	39 TSUN	1:00.78	1	Anderson, Kent A	42 DAM	51.48
2	Carpenter, Michael J	49 MSMA	55.25	2	Kading, Matthew	38 TVM	59.75	2	Turk, John P	42 MELO	51.07
3	Ehrenberger, Dennis K	49 UC38	55.23	3	Houchin, Jason	38 SDSM	59.00	3	Hursty, Peter S	41 OCMT	50.70
4	Cacciarelli, Guy A	45 SCA	55.00	4	Sullivan, Sean R	35 SRM	58.68	4	Beach, Christopher E	44 NCMJ	50.14
5	Smith, Bryan E	46 PSM	54.82	5	Paparsenos, Jonathan	37 CTM	59.26	5	Perkins, Charles M	42 MELO	50.00
6	Dieterich, David	48 PCCM	54.95	6	Bogdan, Sander B	35 TVM	1:00.00	6	Anderson, Ryan C	40 PTCO	50.12
7	Ten Grotenhuis, Dirk A	48 TOC	55.00	7	Sepanik, Brian J	42 WCM	1:04.43	7	Sumner, David M	43 MVN	50.50
8	Jarr, Scott	46 STAN	55.23	8	Bell, Tyson	42 TSUN	1:05.43	8	Turk, Stephen P	44 MELO	50.94
9	Svinterud, Bjorn	47 SBSM	55.34	9	Lassonde, Nick	32 ROSE	1:15.94	9	Hassett, James E	41 CRUZ	51.20
10	Gogulski, David H	45 NITR	55.49	Heat 42 of 65 Finals			10	Bolivar, Jose L	43 OREG	52.03	
Heat 37 of 65 Finals			1	Adams, Scott G	44 UC04	1:00.42	Heat 47 of 65 Finals				
1	Hull, Tim A	49 CHIC	54.50	2	Kaloust, Scott W	44 MELO	57.25	1	Wegner, Dan	42 LVM	49.85
2	Kaelle, John	45 OAM	54.02	3	Holmes, Todd	44 CMS	56.43	2	Niemi, Matthew G	40 USF	49.50
3	Vaughn, David R	49 VMST	54.00	4	Wen, Patrick J	41 WCM	56.35	3	Sheldon, Paul	43 CMS	48.93
4	Eldredge, Mark R	45 SMS	53.66	5	Moore, Scott R	41 MOVY	56.10	4	Wanie, Lee G	40 TOC	48.50
5	Kroupa, Andy S	45 BLU	53.58	6	Prado, Manuel	41 CRUZ	56.12	5	Davis, Josh	41 EMS	47.59
6	Moore, Eric C	45 OREG	53.62	7	Overmyer, Andrew	40 NCMJ	56.40	6	Eisenhuth, Matthew S	40 CMS	48.10
7	Ellis, Andrew F	45 TERR	54.00	8	Courtney, Chris	41 ARIZ	56.54	7	De Fabrique, Yann J	40 MSCA	48.50
8	De La Vega, Rafael	45 MELO	54.00	9	Rittenberg, Durrell	44 PSM	57.96	8	Tiozzo, Eduard	40 SFTL	48.98
9	Oyler, Paul F	48 UC11	54.11	10	Yglesias, Willie J	43 UC38	1:03.69	9	Baleka, Siphwe K	43 UC28	49.78
10	Hardcastle, Kirk A	45 AKMS	54.60	Heat 43 of 65 Finals			10	Selinger, Ili R	40 WCM	50.00	
Heat 38 of 65 Finals			1	White, Tobin F	42 DAM	55.98	Heat 48 of 65 Finals				
1	Stahl, Stephen A	49 WCM	52.90	2	Quackenbush, Sean H	43 UC38	55.70	1	Talkington, Alan M	37 TXLA	57.76
2	Volzing, Mace P	49 WAMS	52.67	3	Roake, Ash K	42 CRUZ	55.67	2	Gwin, Edward R	39 QSS	57.00
3	Ferguson, Daniel B	47 WH2O	52.50	4	Vocke, Joe	43 NAM	55.38	3	Raffaelli, Ryan L	37 NEM	56.33
4	Powell, Steven T	46 LAPS	52.11	5	Reed, Mitchell W	44 OAK	55.31	4	Daene, Markus	35 TVM	56.09
5	Lichtenwalter, Brian J	47 CRUZ	52.00	6	Virkus, Christopher T	42 PTCO	55.34	5	Bentley, Orin W	37 TEME	55.65
6	Jimenez, Carlos A	49 RICE	52.00	7	Webster, Dale W	44 SDSM	55.58	6	Crooks, Alex	38 OREG	56.00
7	Boshoff, Nick	45 CVMM	52.43	8	Bodie, David	42 SAMY	55.68	7	Best, Matthew B	39 MBAY	56.22
8	Rust, Stefan R	46 LRC	52.52	9	Valle, Marc A	40 ARIZ	55.93	8	Hatch, Eric	39 CMS	56.61
9	Bajet, Denis	46 SCSC	52.78	10	Mansfield, Ken	43 SRM	56.00	9	Sabatini, Greg	38 RPM	57.06
10	Smith, Stephen M	47 SAC	52.99	Heat 44 of 65 Finals			10	Solberg, Sean	36 RPM	58.67	
Heat 39 of 65 Finals			1	Young, Michel F	43 VCM	55.00	Heat 49 of 65 Finals				
1	Pegram, Steve	45 NCMS	51.86	2	Wharton, Dave L	44 NAM	54.68	1	Laustsen, Paul C	39 MELO	55.22
2	Peschel, Keith D	48 AQUM	51.45	3	Oldershaw, Trevor D	44 UC38	54.56	2	Stockwell, Zach	39 CRUZ	55.00
3	McCool, Chris	49 PALM	50.99	4	Karren, Kelly S	40 UTAH	54.36	3	Martin, Michael F	36 PCCM	53.99
4	Hiltabiddle, Steve	47 1776	50.50	5	Smithwick, Charles E	40 NCMJ	54.05	4	Mellinger, Jeff R	35 WCM	53.85
5	DeBiase, Terry A	49 ARIZ	50.03	6	Moreno, David	44 CTM	54.26	5	Jorgensen, Erik	39 SAC	53.47
6	De Boisblanc, Michael W	46 WCM	50.50	7	Kooy, Jan F	41 UC38	54.50	6	Stefl, Mark A	35 HSNM	53.64
7	Winter, Jarret R	45 CRUZ	50.59	8	Owens, Chad E	44 CVM	54.57	7	Milton, Trevis B	36 WLAC	53.88
8	Boosin, Michael J	47 OREG	51.44	9	Erickson, Douglas B	42 RHMS	55.00	8	Mandy, Joseph W	36 TXLA	54.84
9	McComish, John H	48 OREG	51.70	10	Wood, Brent	44 PTCO	55.06	9	Albino, Jorge E	39 SYSM	55.20
10	Moran, Marty	47 MINN	51.96					10	Keim, John	39 ROSE	55.51

2014 Nationwide USMS Spring Nationals
George Haines International Swim Center
Meet Program - Saturday, May 3, 2014

Heat 50 (#22 Men 100 Yard Freestyle)

1	Foster, Ryan F	38 WIND	53.21
2	Mack, Chris	38 WCM	53.00
3	Mills, Jamie	37 LIB	52.90
4	Freeman, Yusef E	35 MEMO	52.75
5	Alley, David W	39 TXLA	52.31
6	Ash, Jeffrey M	37 NEM	52.41
7	Salomaa, Jari	36 TSUN	52.76
8	Nakahodo, Sidney	38 NCYM	52.90
9	Iglesias, Rodrigo J	38 WIND	53.20
10	Matthews, Jonathan	35 OREG	53.41

Heat 51 of 65 Finals

1	Glass, Mark W	39 WMST	51.55
2	Flakoll, Jonathan D	39 WCM	51.03
3	Hwang, Wayne	36 NOVA	50.59
4	Roat, Christopher M	39 STAN	49.98
5	Craig, Justin R	35 FGST	49.52
6	Cole, David C	38 UC38	49.98
7	Doucet, Douglas C	38 NEM	50.05
8	Nisenbaum, Adam	36 TEME	50.72
9	Rodde, Brian L	35 TOC	51.50
10	Mahn, Chris	39 WIND	52.13

Heat 52 of 65 Finals

1	Gilman, Matthew B	37 STAN	49.00
2	Menna, Greg	36 DAM	48.69
3	Jones, Clayton P	35 BAY	48.00
4	VonSchoff, Scott C	35 LVM	47.50
5	Bogart, Robert H	35 QSS	45.77
6	Counts, Glenn M	36 LVM	46.20
7	Conway, Adam M	35 TVM	47.52
8	Christoffel, Ben J	38 INDY	48.66
9	Counts, Chris	38 LVM	48.79
10	Greves, Richard	36 DAM	49.50

Heat 53 of 65 Finals

1	Chase, Ryan	33 TSUN	1:07.62
2	Nelson, Bob	34 SMSC	58.00
3	Luckhurst, Jonathan	32 GAJA	55.00
4	Gawlick, Craig	32 MVM	54.51
5	Mendenhall, Kevin C	31 WCM	53.90
6	Greer, Zachary J	31 ALMA	54.17
7	Brown, Adam R	33 ELG	54.81
8	Cheung, Alex H	34 NOVA	57.80
9	O'Hern, David C	30 PSM	59.49
10	Prado, Antonio E	31 SMM	1:10.00

Heat 54 of 65 Finals

1	Oo, Aung Sann	32 ARIZ	53.51
2	Leonard, John	33 IM	53.11
3	Grisham, Kyle J	31 SAWS	51.75
4	Bost, Chris	32 SON	51.22
5	Baeder, Larry D	32 SRVM	50.96
6	Allworth, James A	33 STAN	51.00
7	Lam, Bryan	32 ECAM	51.30
8	Binz, Robert A	32 SCAC	52.66
9	Erdos, Jonathan	33 CTS	53.14
10	Benishek, Mark A	32 PSM	53.56

Heat 55 of 65 Finals

1	Messmer, Matt	33 MELO	50.10
2	Gimbutis, Rolandas	33 ECAM	48.38
3	Holsman, Trent T	33 TOC	47.90
4	Santorio, Antonio	31 WLAC	46.80
5	Ervin, Anthony L	32 TOC	44.33
6	Marshall, Mario L	32 SCMC	45.92
7	Bannan, Brett T	31 MELO	47.30
8	Gaines, Billy	33 LVM	48.25
9	Simon, Brett N	31 TOC	50.00
10	Salles-Cunha, Lucas	34 QSS	50.12

Heat 56 of 65 Finals

1	Lizcano, Stephen A	28 SCSC	1:16.10
2	Bertram, Christian	29 SMM	59.00
3	Alban, Doug M	27 NBAC	56.35
4	Winkler, Gates R	25 MVM	56.00
5	Mottola, Michael C	28 TAM	55.00
6	Docken, Steffen S	25 DAM	55.44
7	Martin, Matthew J	28 ROSE	56.00
8	Salamati, Behan	25 SRVM	57.18
9	Leong, Jarret P	26 SCAQ	1:00.00
10	Khedr, Omar	23 AGUA	1:06.28

Heat 57 of 65 Finals

1	Butz, Jeremy R	25 AGUA	55.00
2	Berg, Chris	29 WIND	54.01
3	Mackin, Oliver M	28 ALMA	53.99
4	Rudloff, Christian E	26 TOC	53.80
5	Hurko, Andrew M	27 SCSC	53.50
6	Knox, Mitchell A	27 QSS	53.76
7	Hochstrasser, James B	29 QUAC	53.96
8	Arias, Luis	26 AGUA	54.00
9	Knowles, Elliott J	27 SWIF	54.49
10	Bermejo-Deval, Ricardo	27 CTM	55.00

Heat 58 of 65 Finals

1	Martin, Jason T	28 FREM	53.45
2	Cirone, Nicholas A	25 UC38	53.01
3	Hurko, Stephen F	27 SCSC	53.00
4	Kao, Philip S	28 NOVA	52.75
5	Kaiser, Carl J	26 WMAC	52.50
6	Karacozoff, David	25 WOOD	52.71
7	Sagginario, Joseph	25 OWS	52.85
8	Zhang, Chi	25 TSUN	53.00
9	Gerken, Dustin D	29 NAM	53.31
10	Sheldon, Chase D	28 WOOD	53.47

Heat 59 of 65 Finals

1	Hurko, Chris J	27 SCSC	52.00
2	Accornero, Kyle	25 FREM	51.92
3	Wang, Bo	27 NOVA	51.00
4	Watts, Tim R	27 PRES	51.00
5	Smith, Ben	27 DKTA	50.33
6	Baldwin, Graeme	27 ECAM	50.36
7	Amer, Nader M	26 TVM	51.00
8	Ward, Neil	27 DAMM	51.27
9	Sophie, Raymond	27 RAMS	52.00
10	Leo, MacGregor W	25 AGUA	52.14

Heat 60 of 65 Finals

1	Yntema, Douwe	25 TOC	50.00
2	Sanchez, Carlos F	27 SMM	49.61
3	Compton, Taylor I	25 LAS	49.20
4	Neuwirth, Jamie	26 TOC	48.69
5	Malasky, Martin E	25 TOC	48.21
6	Mullen, Gary John	28 SCSC	48.50
7	Eilath, Adam D	26 USF	49.00
8	Kirkpatrick, Michael	27 SWLB	49.56
9	Gans, Egan	28 TOC	50.00
10	Singleton, Marcus G	25 UTAH	50.13

Heat 61 of 65 Finals

1	Taylor, Jonathan B	26 TOC	47.50
2	Copeland, William	28 TOC	47.00
3	Loughran, Kyle A	26 LAS	45.50
4	Grant, Andy	29 ECAM	44.00
5	Adrian, Nathan	25 TOC	42.00
6	Townsend, Darian R	29 ARIZ	42.13
7	Gallagher, Kevin C	26 SPRY	45.32
8	Nilsson, Eric T	26 NEM	46.27
9	Morrison, Phillip C	29 STAN	47.15
10	Talbott, Christopher J	27 TOC	47.50

Heat 62 of 65 Finals

1	Koo, Anthony	23 MAM	59.99
2	Hendricks, Dane G	20 PSM	56.00
3	Jacobson, Kevin P	21 UC38	55.22
4	Propersi, Jeffrey D	18 PSM	54.99
5	Randall, Montana M	20 WCM	54.24
6	Tran, Alex	24 ECAM	54.95
7	Jawad, Jared D	23 ECAM	55.20
8	Pollard, Spencer W	24 ALMA	55.33
9	Medeiros, Michael A	21 USF	57.50
10	Hoyt, Gunnar K	19 CMS	1:01.00

Heat 63 of 65 Finals

1	Kawamura, Colton A	23 SDSM	54.00
2	Jessop, Tyler W	21 DUCK	53.56
3	Garcia, Mike	21 LIEM	53.17
4	Stoner, Chris T	22 DAM	52.54
5	Wong, Michael H	23 LIEM	52.34
6	Andaluz, Al	22 SMM	52.50
7	Oreizi, Justin D	24 DUCK	53.14
8	Gonzalez, Richard	21 SMM	53.50
9	Phelan, Cole E	22 PSM	53.63
10	Heinsma, Steven R	19 EBAT	54.10

Heat 64 of 65 Finals

1	Champagne, Jonathan	22 AGUA	52.14
2	Sibilia, Robert S	23 UC38	51.83
3	Talbott, Patrick J	24 UC38	51.50
4	Harding, Cole	18 OREG	50.72
5	Hong, Arthur	22 STAN	50.00
6	Callan, Kyle R	22 UC38	50.18
7	Sibley, Alexander	24 ROSE	50.88
8	Cormican, Zachary	23 NDSU	51.75
9	De Muro, Alessandro	21 MSCA	52.00
10	Roszbach, Alexander S	23 DAM	52.25

**2014 Nationwide USMS Spring Nationals
George Haines International Swim Center
Meet Program - Saturday, May 3, 2014**

Heat 65 (#22 Men 100 Yard Freestyle)

1	Stampfl, Jack T	24 DAM	49.00
2	Birnbrich, Zachary T	22 NAM	48.68
3	Kuhn, Kevin F	24 SBM	48.00
4	Saeta, Andrew	23 TOC	46.78
5	Peterson, Christopher V	24 OAM	44.29
6	Ward, Lee D	20 WCM	46.24
7	Ferguson, Kevin	24 TOC	47.06
8	Hollis, Blake A	20 WCM	48.46
9	Elaziz, Sarp	20 ROSE	49.00
10	Yiu, Nicholas	21 UC38	49.40

#23 Women 200 Yard Breaststroke

Lane	Name	Age Team	Seed Time
------	------	----------	-----------

Heat 1 of 19 Finals

3	Densmore, Ann	72 NEM	4:31.37
4	Carroll, Glenda G	70 TAM	3:55.00
5	Barnea, Daniela	70 STAN	3:23.10
6	Sike, Ilona J	73 UC44	3:50.00
7	Stretch, Nancy	74 TOC	3:56.54
8	Norris, Roswita D	71 DAM	4:56.72

Heat 2 of 19 Finals

2	Flesh, Anice W	77 NUTS	5:00.00
3	Arnold, Patricia F	75 SMS	4:16.74
4	Williams, Anne H	75 SDSM	3:27.18
5	Leilich, Joann	75 WMST	3:15.00
6	Jaffe, Kristin N	76 SLN	4:04.19
7	Haworth, Joyce M	76 WCM	4:33.53
8	Sanddal, Charlotte E	91 MM	8:04.99
9	Hirsch, Ann M	83 WCM	4:20.00

Heat 3 of 19 Finals

3	Schneider, Mary P	61 WMAC	4:07.07
4	Gill, Kathy M	60 DAM	3:50.00
5	Collins, Susan M	64 WCM	3:42.00
6	Myer, Cynthia J	61 IMSC	3:43.20
7	Hepworth, Linda	60 RHMS	4:00.17
8	Hornof, Kristine T	66 DAM	3:58.51

Heat 4 of 19 Finals

1	Kranpitz, Nancy	69 WMAC	3:53.58
2	Christenson, Candy J	67 WMAC	3:50.56
3	Waggoner, Gloria	66 HMS	3:48.00
4	Carruthers, Kate M	65 PSM	3:22.66
5	Slifer, Kathy M	68 NEM	3:20.27
6	Gettling, Janet	65 OREG	3:20.61
7	Dutro, Cynthia L	65 MELO	3:27.55
8	Davison, Terry L	69 DAM	3:48.00
9	Scott, Stephanie I	67 WCM	3:52.00
10	Caso, Susie A	67 MAM	3:54.00

Heat 5 of 19 Finals

1	Cambra-Brungard, Jeanne	62 LOM	3:28.78
2	Alexander, Martha A	64 WCM	3:22.47
3	Seaton, Jessica W	61 WH2O	3:20.00
4	Smith, Patty	61 SCAC	3:00.64
5	Kohn, Catherine K	61 SLAM	3:00.00
6	Jaunzeme, Andra	61 WH2O	3:00.00
7	Schulbach, Cathy	60 LGSR	3:19.64
8	Ehrke, Nancy L	60 WMAC	3:21.08
9	Merena, Elizabeth J	61 BCTM	3:25.38
10	Bauer, Jeannette M	64 SCA	3:36.12

Heat 6 of 19 Finals

1	Marnell, Mary	57 WCM	3:40.80
2	Schueckler, Leslie	58 BSM	3:38.95
3	Nash, Betsy	58 LOM	3:25.17
4	Marshfield, Ann K	55 O*H*	3:20.40
5	Mitchell, Alison A	59 MVN	3:17.25
6	Mothersill, Jane C	57 NUTS	3:17.89
7	Nicholson, Nancy A	57 SCA	3:22.10
8	Huang, Cathy	59 YPAC	3:30.00
9	Mangan, Martina G	55 OREG	3:40.69
10	Kripke, Liz	52 NEM	3:36.90

Heat 7 of 19 Finals

1	Steil, Tamara R	59 MICH	3:11.18
2	Finch, Merry B	59 YCMS	3:06.39
3	Berg, Tonya K	55 PSM	2:53.00
4	Cook, Jenny L	56 UCLA	2:48.23
5	Knapp, Lo D	59 UTAH	2:45.40
6	Mareb, Karen M	55 NEM	2:46.74
7	Estel, Beth A	58 NEM	2:48.50
8	Chapman, Linda	58 PSM	3:03.82
9	Dolan LaMar, Diana	56 SDSM	3:10.49
10	Van Cleave, Julie M	55 WMAC	3:12.57

Heat 8 of 19 Finals

1	Fox, Christina M	53 OREG	3:22.00
2	Hodges, Jennifer A	52 MAAC	3:17.26
3	Vincent, Nancy C	54 OREG	3:02.38
4	Bunch, Brigid J	50 ARIZ	2:57.30
5	Lepinski, Cokie	54 NUTS	2:55.00
6	Dawson-Cook, Susan E	51 ARIZ	2:56.76
7	Caswell, MJ	53 OREG	3:00.00
8	Brannon, Peggy C	54 AKMS	3:02.90
9	Cushman, Susan	51 LVM	3:20.00
10	Toner, Karlin	52 GMUP	3:30.00

Heat 9 of 19 Finals

1	Campbell, Ellen A	51 CMS	2:53.78
2	Matena, Jana	51 MELO	2:50.04
3	Kuwahara, Lisa K	51 UTAH	2:49.31
4	Crouch, Kim	52 CMS	2:42.33
5	Glassman, Lucille R	51 FREM	2:41.57
6	Ward, Lisa A	50 WCM	2:42.00
7	LaBerge, Karin	50 TVM	2:45.00
8	Gregory, Ellen D	50 INDY	2:49.52
9	Sotelo, Sophia S	53 WCM	2:52.32
10	Hafner, Hilary R	54 SRM	2:54.02

Heat 10 of 19 Finals

1	So, Charissa H	36 CTM	3:09.99
2	Segerson, Karen E	39 PSM	2:59.02
3	Bickert, Monika	38 MELO	2:56.31
4	Vultaggio, Maisie	39 LVTC	2:59.00
5	Hansel, Neila	38 WCM	3:04.96
6	Santilhano, Michele K	43 MELO	4:15.00
7	Koehler, Deanna C	44 CVMM	3:05.94
8	Belsky, Marjorie E	43 LVM	3:15.00
9	Millstein, Roberta L	48 DAM	3:17.26
10	Daniels, Carolyn	47 CONN	3:43.55

Heat 11 of 19 Finals

1	Sheeper, Lisa M	49 MELO	3:05.50
2	May, Jennifer L	45 WMAC	3:04.21
3	Thilker, Lisa A	48 CMS	3:00.16
4	Asnault, Wendy	45 CHIC	2:59.45
5	Goldberg, Michelle L	45 DAM	2:55.47
6	Bechhoefer, Marta	46 CRUZ	2:56.49
7	Phalen, Jennifer R	49 DAM	2:59.68
8	Bulman, Robin A	48 SRM	3:00.44
9	Barry, Robin B	47 LVM	3:04.97
10	Dunn, Bridget A	46 CMS	3:11.07

Heat 12 of 19 Finals

1	Levy, Karen D	45 MELO	2:54.87
2	Weiderman, Jennifer	47 CVMM	2:52.94
3	Jurey, Mary K	47 TXLA	2:49.09
4	Simmons, Cheryl A	47 ROSE	2:42.75
5	Hill, Laurel S	45 ARIZ	2:33.05
6	Werner, Haleigh A	45 PSM	2:38.05
7	Hall, Julie A	45 WMAC	2:45.52
8	Santos, Debbie M	45 WCM	2:51.78
9	Cleven, Detra R	45 BSCM	2:54.15
10	Donaldson, Deborah L	49 CHIC	2:55.00

Heat 13 of 19 Finals

1	Khalil, Heidi G	43 ROSE	3:01.20
2	Keith, Lisa	44 PSM	3:00.00
3	Sondgroth, Tracey A	41 MELO	2:59.00
4	Haberstich, Carrie	42 IM	2:57.06
5	Rodriguez, Karin	42 WOOD	2:51.80
6	Blessing, Leigh Ann	44 TCAM	2:52.00
7	Barna, Heather K	43 NEM	2:58.37
8	Wegner, Karin M	41 LVM	3:00.00
9	Bryant, Lynn	41 USF	3:00.52
10	Volz, Kristin R	40 SFTL	3:01.28

Heat 14 of 19 Finals

1	Hertzler, Cynthia J	44 CRUZ	2:50.00
2	Straley, Jenifer E	43 ROSE	2:48.00
3	Framke, Erin C	40 CMS	2:46.78
4	Goodale, Rainy M	44 NEM	2:35.92
5	Seider, Wenke K	44 OJAI	2:27.39
6	Day, Nadine K	43 INDY	2:33.28
7	Tomac, Jayna M	42 OREG	2:38.00
8	Condor-Fisher, Sarah P	42 MACS	2:48.00
9	Beeman, Ashley C	42 CONN	2:48.96
10	Mc Gaughey, Carrie D	42 WCM	2:50.10

Heat 15 of 19 Finals

1	Schneider, Erin E	35 WMAC	2:55.01
2	Menozi, Elizabeth	36 UC38	2:51.81
3	Downing, Jennifer	35 NEM	2:36.11
4	Bimson, Sarah C	35 DAM	2:30.00
5	Glenn, Katie	37 STAN	2:17.39
6	Lewis, Cynthia J	38 WIND	2:23.59
7	Perez, Sarah M	38 WMAC	2:33.52
8	Lee, Jodi L	36 CMS	2:36.44
9	Kramer, Stephanie	39 NOVA	2:54.20
10	Kjellberg, Ulrike S	38 NEM	2:55.95

**2014 Nationwide USMS Spring Nationals
George Haines International Swim Center
Meet Program - Saturday, May 3, 2014**

Heat 16 (#23 Women 200 Yard Breaststroke)

2	Stutz, Kathleen J	31 SFTL	3:08.14
3	Chinn, Sarah M	30 MAM	2:54.32
4	Bronson, Meredith C	32 MVM	2:48.99
5	Hardin, Meghan S	32 NBA	2:35.49
6	Metz, Amanda	33 OREG	2:47.22
7	Duby, Kristin A	34 DAM	2:50.10
8	Conway, Erin M	33 YPAC	3:06.11
9	DeMarco, Robyn	33 CONN	3:29.08

Heat 17 of 19 Finals

3	Dodd, Kara	21 NSA	3:02.20
4	Teng, Fei	19 CALM	2:55.00
5	McKiernan, Alex M	20 PSM	2:55.00
6	Nonaka, Sara M	28 USF	3:17.00
7	Baeder, Lauren S	29 SRVM	2:45.80
8	Bruns, Anneliese C	28 DKTA	2:48.33

Heat 18 of 19 Finals

1	Kelso, LeeAnn	26 CHIC	2:43.00
2	Huggett, Megan E	26 CRUZ	2:41.59
3	Vanauken, Skylar	26 USF	2:40.00
4	Ballenger, Marie A	27 USF	2:35.00
5	Houston, Katy	26 TOC	2:22.00
6	Beaudreau, Lauren A	26 WCM	2:25.25
7	Fuchs, Lauren	27 LAS	2:35.05
8	Baker, Megan E	28 STAN	2:41.48
9	Curran, Caitie B	26 GAJA	2:42.99
10	Lyons, Liv M	28 QSS	2:45.22

Heat 19 of 19 Finals

1	Roth, Tenae	24 USF	2:50.00
2	Clark, Allison R	23 OREG	2:44.37
3	Danner, Alexa L	22 DAM	2:40.80
4	Johnson, Giulia S	24 ECAM	2:35.00
5	Yamauchi, Penelope R	24 SRM	2:22.00
6	Smith, Molly A	22 NEM	2:33.97
7	Stacy, Jessica	24 OREG	2:35.00
8	Cooper, Morgan	23 NEM	2:41.51
9	Skoda, Anette A	22 LAMV	2:45.38
10	Ehrke, Allison	24 WLAC	2:52.00

#24 Men 200 Yard Breaststroke

Lane	Name	Age	Team	Seed Time
1	Crotts, Roland	71	TAM	3:32.00
2	Hamilton, Raymond H	70	AKMS	3:27.72
3	Sawyer, Dennis L	70	PSM	3:09.58
4	Andersen, Peter	70	SDSM	2:59.45
5	Gildea, David R	70	MELO	2:46.45
6	Freshley, Mike R	73	SDSM	2:53.63
7	Shaw, Keith D	71	FCMS	3:05.20
8	Colonese, Michael A	70	MVN	3:25.00
9	Pohlmann, John T	70	SLAM	3:29.49
10	McLachlan, Murray L	73	MELO	3:40.00

Heat 2 of 25 Finals

1	Jelinek, Don P	80	MM	5:22.77
2	Mitchell, Tom	81	SDSM	3:56.96
3	Jones, Ashley O	82	AAM	3:48.30
4	Best, Bob	81	SDSM	3:32.27
5	Stupfel, Norman E	81	WCM	3:51.95
6	Knowles, Percy	83	SWIF	4:25.45
7	Fasbender, Barry A	76	SMM	3:47.89
8	Peterson, Dick A	77	PSM	3:15.00
9	Gallagher, Drury J	75	XCEL	3:20.00
10	Larson, E Ole	93	NCMS	5:19.84

Heat 3 of 25 Finals

2	Knuth, Clark A	65	WMAC	3:32.00
3	Jochim, Christian	66	QSS	3:11.96
4	Corris, Robert B	69	WMAC	3:05.88
5	Fitschen, Gary T	68	MAM	3:00.00
6	Shoor, Kenneth M	65	LAPS	3:05.00
7	Smyers, Jesse B	67	WCM	3:09.00
8	Farrell, Roy L	65	CHIC	3:15.38
9	Walker, Thomas W	67	PSM	4:45.00

Heat 4 of 25 Finals

1	Lawrie, Jim	67	SNM	2:52.24
2	Selna, Mike	65	NOVA	2:50.00
3	Derr, John M	65	VCM	2:50.00
4	Springer, Douglas A	67	ARIZ	2:44.76
5	Stark, Allen L	65	OREG	2:31.33
6	Shestakov, Alek I	65	OAK	2:40.00
7	Frost, Kenneth A	69	TAM	2:44.87
8	Jester, Mal	65	WCM	2:50.00
9	Wilson, Joel R	65	CRUZ	2:50.00
10	Ugarkovich, David M	66	TVM	3:00.00

Heat 5 of 25 Finals

3	Brown, Paul P	63	ELG	3:51.07
4	Weber, Richard A	63	MM	3:29.67
5	Azarfar, Shone	64	SCSC	3:15.00
6	Goldman, John D	64	MELO	3:25.00
7	Boyle, Michael F	62	RMST	3:44.08

Heat 6 of 25 Finals

1	Muntz, Doug Y	63	UC38	3:11.17
2	Ryan, James	61	GSM	3:01.10
3	Murphy, Duff	60	CTM	2:58.30
4	Jonckheer, Philip W	61	TAM	2:55.69
5	Haynes, David A	61	TOC	2:50.68
6	Mc Gregor, Cary D	63	MAM	2:53.86
7	Small, Stephen A	61	UC38	2:56.51
8	Van Wart, Steve	60	WCM	3:00.00
9	Allison, Jack	63	ARIZ	3:07.56
10	Carew, Michael P	64	OREG	3:12.31

Heat 7 of 25 Finals

1	Battistini, Rick A	60	NEM	2:49.60
2	Dougherty, Michael P	62	BOZE	2:46.35
3	Templin, Philip John	60	SAWS	2:37.00
4	Gilchrist, Donald B	60	NCMS	2:35.00
5	Colella, Rick	62	PSM	2:18.40
6	Waterbury, Stuart S	60	CMS	2:29.65
7	Clemmons, Jim	64	MAM	2:36.50
8	Kerns, Hubie	64	VCM	2:37.12
9	Kennedy, James B	62	CMAM	2:48.70
10	Edwards, Clive G	60	SWM	2:50.53

Heat 8 of 25 Finals

1	Pinto, Harlan A	57	MELO	2:58.90
2	Underbrink, Dan	57	PSM	2:52.77
3	Swenor, Gary D	59	NSA	2:50.77
4	Woodruff, David L	57	DAM	2:48.00
5	Alexander, Peter D	55	WMAC	2:44.90
6	Clark, David L	56	WMAC	2:46.08
7	Dausser, John W	58	NOVA	2:49.00
8	Kennedy, Bob L	59	CRUZ	2:51.33
9	Anderson, Robert L	58	PCCM	2:56.19
10	Robinson, Keith A	56	UC33	3:15.30

Heat 9 of 25 Finals

1	Heyes, Greg W	59	LAPS	2:41.00
2	Weissert, Toby	55	NOVA	2:40.00
3	Reudy, Tom	59	SMM	2:38.10
4	Brenner, Bill	55	SYSM	2:35.00
5	Blatt, Michael J	58	VCM	2:33.64
6	Volpp, Bryan D	56	WCM	2:34.78
7	Heinemann, William A	56	OREG	2:36.83
8	Allen, Peter J	55	WMAC	2:39.81
9	Edwards, Kenneth S	59	UC38	2:40.00
10	Keyser, Brian	57	1776	2:41.69

Heat 10 of 25 Finals

1	Moreno, Al	55	GOLD	2:29.75
2	Gray, David S	55	CMS	2:28.50
3	Holland, David A	55	WMAC	2:25.00
4	Doyle, Benn W	55	GSM	2:23.84
5	Allender, Patrick	55	OREG	2:22.62
6	Hamm, Michael L	56	HMS	2:23.72
7	Dyer, Andy	55	AWJ	2:24.56
8	Von Hoffmann, Gerard	58	NOVA	2:28.00
9	Smith, David M	56	CRUZ	2:28.50
10	Neville, Richard	57	FAST	2:30.68

Heat 11 of 25 Finals

2	McNair, Samuel	51	UC15	2:55.55
3	Halbrecht, Kenneth A	53	WCM	2:44.41
4	Yuen, Matt	54	QSS	2:43.64
5	Laudenslager, Greg L	52	RHMS	2:43.00
6	Christensen, Dane V	54	LNRS	2:43.04
7	Dahle, Gene M	54	RAMS	2:44.00
8	Sharron, Will G	54	SMM	2:54.00
9	Fegler, Gerald A	50	WCM	2:57.25

Heat 12 of 25 Finals

1	Brenan, Andrew	53	SAC	2:41.78
2	Sewell, Scott M	52	UC38	2:40.00
3	Pettibone, Chip	52	SRM	2:38.11
4	Irmas, Todd E	51	CVMM	2:35.57
5	Matysek, Jim	54	SYSM	2:32.69
6	Kintner, Avery C	52	MVN	2:35.00
7	Grubel, Eric E	51	SCA	2:38.00
8	Mc Kennan, Dustin R	50	QSS	2:39.29
9	Mc Ginley, Patrick B	50	ROSE	2:41.40
10	Richey, Steven C	53	MSMA	2:42.89

2014 Nationwide USMS Spring Nationals
George Haines International Swim Center
Meet Program - Saturday, May 3, 2014

Heat 13 (#24 Men 200 Yard Breaststroke)

1	Vargas, Daniel	53 ARIZ	2:30.69
2	Komissarov, Andrey A	53 SDSM	2:29.70
3	Phillips, Daniel L	51 PSM	2:25.87
4	Helgason, Tryggvi	50 SCMC	2:20.00
5	Guthrie, David M	53 RICE	2:08.30
6	Hancock, Thomas	50 RATS	2:17.06
7	Scott, Greg C	54 CMS	2:22.02
8	Evans, Dave	53 ARIZ	2:27.15
9	Mercer, Rich	50 BLU	2:30.00
10	Miller, Tim	51 STAN	2:31.50

Heat 14 of 25 Finals

1	Garay, Mikel	46 PTCO	3:01.00
2	Messner, Timothy P	46 FGST	2:50.37
3	Greenberg, Todd J	49 NBA	2:45.75
4	Wilson, Todd	49 SRM	2:42.39
5	Chappell, Matt	49 USF	2:38.99
6	Berntsen, Mike	45 MAAC	2:39.00
7	Hubert, Craig J	49 JAM	2:44.57
8	Billings, Raymond	49 AKMS	2:50.00
9	Borton, Dan	46 ROSE	2:51.49
10	Whitehead, Michael L	49 ROSE	3:07.29

Heat 15 of 25 Finals

1	Steenhuis, Harm-Jan	46 WST	2:36.55
2	Raiff, Steve U	45 MVM	2:35.00
3	Samoilov, Arkadii V	48 MVM	2:34.42
4	Jones, Kenton R	46 SDSM	2:32.85
5	Fischer, Niel E	49 CHIC	2:30.00
6	Boshoff, Nick	45 CVMM	2:31.00
7	Edge, Jonathan A	47 SCMC	2:33.42
8	Waud, Timothy P	46 OREG	2:34.74
9	Ellis, Andrew F	45 TERR	2:35.00
10	Charpentier, Christophe	45 MYST	2:38.50

Heat 16 of 25 Finals

1	Sullivan, Scot A	47 OREG	2:26.25
2	De La Vega, Rafael	45 MELO	2:25.00
3	Marx, Jeff	49 NITR	2:22.00
4	Mariniuk, Sergey O	45 SCSC	2:17.50
5	Santos, Roque J	46 WCM	2:14.22
6	Tuchler, Jim	49 IM	2:15.50
7	Finney, Peter C	46 MAM	2:19.82
8	Hamilton, Nathan	45 SNM	2:23.28
9	Brundage, Patrick W	47 UC48	2:25.00
10	Koehler, Doug J	48 CVMM	2:28.45

Heat 17 of 25 Finals

3	Stent, Shane T	42 MELO	3:00.00
4	Leibov, Bradley H	40 IM	2:48.69
5	Nelson, Sadler	42 MELO	2:35.91
6	Roberts, David	42 CRUZ	2:36.00
7	Hertzer, Keith	40 MEMO	2:49.00
8	Ness, Kerry	44 PSM	3:05.97

Heat 18 of 25 Finals

1	Fahlen, Mark T	42 MAAC	2:34.32
2	Muir, Scott	40 SNM	2:31.29
3	Benson, Keith	41 TAM	2:23.00
4	Doherty, Todd S	43 PSM	2:18.97
5	West, Steve	42 NOVA	2:02.00
6	Mason, Michael T	40 ROSE	2:14.50
7	Tessin, Christopher D	43 NCMJ	2:20.15
8	Piland, Jon	42 NSA	2:30.30
9	Prado, Manuel	41 CRUZ	2:34.32
10	Stietzel, Kent J	44 MELO	2:35.57

Heat 19 of 25 Finals

3	Lantry, Todd	38 OREG	2:38.00
4	Daene, Markus	35 TVM	2:31.98
5	Gallagher, Douglas J	38 AGUA	2:25.00
6	Stich, Darryl D	38 WMAC	2:28.55
7	Mandy, Joseph W	36 TXLA	2:32.73
8	Solberg, Sean	36 RPM	2:47.00

Heat 20 of 25 Finals

1	Weight, Jeremy S	38 UTAH	2:23.68
2	Gilman, Matthew B	37 STAN	2:18.00
3	Hwang, Wayne	36 NOVA	2:13.00
4	Larsen, Carl G	36 WH2O	2:12.54
5	Sealise, Erik L	36 SNM	2:07.16
6	Rasmussen, Christian S	35 WCM	2:11.17
7	Schmidt, Matthew B	36 WH2O	2:12.99
8	Rasmussen, John C	39 UC37	2:13.52
9	Jackson, Scott J	39 NOVA	2:22.29
10	Conrad, Nathan E	37 WMAC	2:25.00

Heat 21 of 25 Finals

3	Lassonde, Nick	32 ROSE	3:29.56
4	Fogarty, Brian W	30 MAAC	2:37.58
5	Murphey, Ray W	34 TVM	2:35.88
6	Burrows, Aaron	32 MELO	2:37.45
7	Duhaime, Andrew W	32 MICH	3:06.12

Heat 22 of 25 Finals

1	Pandya, Yatindra	34 SDSM	2:32.14
2	Brown, Adam M	33 ELG	2:26.96
3	Ecklund, Tait C	32 ROSE	2:23.48
4	Guan, Frank	31 MVM	2:22.07
5	Marshall, Gary N	32 TOC	2:00.00
6	Durieux, Chad A	34 ROSE	2:19.00
7	Nonaka, Andy J	34 WCM	2:23.00
8	Swick, John T	30 ARIZ	2:23.77
9	Mikuni, Russell S	32 WCM	2:30.00
10	Keyes, Brett R	30 UC10	2:32.56

Heat 23 of 25 Finals

3	Altman-Kurosaki, Jonas Y	25 AGUA	2:40.00
4	Wood, Nick	25 OREG	2:25.64
5	Tsay, Eric	29 STAN	2:26.74
6	Darcey, Andrew P	29 CTM	2:48.01
7	Shumway, Scott H	23 UC34	2:42.37
8	Khedr, Omar	23 AGUA	3:02.42

Heat 24 of 25 Finals

1	Edwards, John J	28 WCM	2:24.89
2	Sanchez, Carlos F	27 SMM	2:20.51
3	Benoit, Matthew	26 TOC	2:17.10
4	Gans, Egan	28 TOC	2:10.00
5	Johnson, BJ	27 STAN	1:54.04
6	Deery, Kyle B	29 SYSM	2:07.21
7	Lentz, Graham M	29 TOC	2:11.59
8	Juschin, Waldemar	25 SDSM	2:20.00
9	Bower, Kenny G	26 TOC	2:20.82
10	Ganiyev, Doston	26 CMS	2:25.56

Heat 25 of 25 Finals

1	Rhodes, Kevin R	21 DUCK	2:33.00
2	Friend, Jay J	24 CVMM	2:22.14
3	Enciso, Julio D	21 WCM	2:12.51
4	Simoni, Evan V	24 TOC	2:10.10
5	Montgomery, Payne M	23 ARIZ	2:08.98
6	Ward, Lee D	20 WCM	2:09.65
7	Wuolle, Davis	23 SCSC	2:10.63
8	Griffard, Jared H	24 SNM	2:15.00
9	Jacobson, Kevin P	21 UC38	2:27.43
10	Guido, Christopher J	22 DAM	2:40.00

#25 Women 100 Yard IM

Lane	Name	Age	Team	Seed Time
------	------	-----	------	-----------

Heat 1 of 39 Finals

1	Flesh, Anice W	77 NUTS	2:15.00
2	Henderson, Martha J	77 FACT	2:03.84
3	Little, Jeanne	77 MVN	1:48.30
4	Munn, Susan L	75 DAM	1:45.00
5	Arnold, Patricia F	75 SMS	1:52.13
6	Sachs, Janet G	77 CMS	2:05.00
7	Hirsch, Ann M	83 WCM	1:55.00
8	Callison, Barbara F	81 RINC	1:58.99
9	Stupfel, Gloria M	87 SMM	2:55.00

Heat 2 of 39 Finals

1	Crock, Sally S	71 SCAQ	2:05.00
2	Shockro, Ellen K	71 UCLA	1:53.43
3	St. Germain, Patricia J	71 FMM	1:41.01
4	Roepke, Elizabeth L	73 SMM	1:39.80
5	Ward, Joy	71 OREG	1:30.52
6	Todd, Diana F	70 SNM	1:33.02
7	Mc Partland, Peg K	72 MAM	1:41.00
8	Long, Anne B	72 USF	1:53.43
9	Carroll, Glenda G	70 TAM	1:55.00
10	Heuga, Maureen J	70 WCM	2:15.00

Heat 3 of 39 Finals

3	Feller, Marjorie A	66 TUTE	2:18.29
4	Conkey, Nancy	69 SNM	1:58.00
5	Christenson, Candy J	67 WMAC	1:39.55
6	Dutro, Cynthia L	65 MELO	1:42.00
7	Cafferata, Gail L	65 CHIC	1:58.00

2014 Nationwide USMS Spring Nationals
George Haines International Swim Center
Meet Program - Saturday, May 3, 2014

Heat 4 (#25 Women 100 Yard IM)

1	Waggoner, Gloria	66 HMS	1:35.00
2	Kranpitz, Nancy	69 WMAC	1:31.54
3	Rockholm, Ellen J	65 KMAN	1:25.30
4	Montrella, Beverly J	67 MVN	1:24.27
5	Shaps, Ruth Y	66 MAM	1:20.00
6	Dills, Suzanne L	69 PSM	1:24.12
7	LeClercq, Toni M	66 PSM	1:25.00
8	Tyler, A Susan	65 SNM	1:25.84
9	Young, Lydia L	65 CMS	1:33.98
10	Hashimoto, Christine L	66 CMS	1:37.21

Heat 5 of 39 Finals

2	Borden, Tish B	62 MTRC	1:40.00
3	Robinson, Lauren	61 UC48	1:35.46
4	Kulla, Morgan L	62 USF	1:32.55
5	Schickli, Jeanne	61 UC32	1:35.00
6	Myer, Cynthia J	61 IMSC	1:37.96
7	Haaland, Valerie D	52 ALMA	1:50.00
8	NeJaime, Jacqueline A	52 YPAC	1:40.00
9	Forsey, Lynn M	52 MPM	1:45.00

Heat 6 of 39 Finals

1	Kaguni, Laurie S	61 MICH	1:31.00
2	Connolly, Petie	60 MMMS	1:30.19
3	Rutherford, Lynn Y	60 SBM	1:28.20
4	Roth, Debra A	61 CHIC	1:25.50
5	Panighetti, Camille A	63 CHIC	1:25.00
6	Blatt, Cindy S	60 VCM	1:25.12
7	Smith, Patty	61 SCAC	1:27.56
8	Seaton, Jessica W	61 WH2O	1:30.00
9	Girard, Mikey G	60 ARIZ	1:30.63
10	Merryfield, Carol L	63 SMM	1:32.03

Heat 7 of 39 Finals

1	De Moss, Sally	61 NBA	1:23.00
2	Welsh, Mary	60 TCAM	1:22.00
3	Ogier, Danielle	61 GOLD	1:17.71
4	Jaunzeme, Andra	61 WH2O	1:16.00
5	Davis, Charlotte M	64 PSM	1:11.00
6	Schmidt, Jonelle	63 ARIZ	1:14.00
7	Rosener, Karen K	60 CMS	1:16.30
8	Clark, Elizabeth A	60 NBA	1:19.07
9	Alexander, Martha A	64 WCM	1:22.42
10	Guins, Ann H	60 SYSM	1:23.01

Heat 8 of 39 Finals

1	Spindler, Barbara A	56 ALMA	2:00.00
2	Colwell, Elizabeth	59 HIMA	1:40.00
3	Underbrink, Mary	55 PSM	1:36.48
4	Newton, Deborah A	58 NBA	1:33.00
5	Nip, Carol J	56 ALB	1:30.00
6	Zappone, Peggy L	55 PSM	1:31.61
7	Strauss, Judy	59 MELO	1:35.63
8	Baldwin, Susannah R	57 MTRC	1:40.00
9	Harryman, Roberta M	58 FREM	1:52.02
10	Boileau, Ute C	51 CMS	1:33.25

Heat 9 of 39 Finals

1	Mothersill, Jane C	57 NUTS	1:25.31
2	James, Katy	58 ARIZ	1:23.19
3	Boyer, Karen L	58 PCCM	1:22.63
4	Hines, Mary Anne	56 WMST	1:20.52
5	Brault, Danielle	58 VIC	1:18.48
6	Taylor, Barbara G	59 YCMS	1:19.42
7	Haufler, Susan L	56 MEMO	1:21.72
8	Nickel, Pattie	55 MSCA	1:23.11
9	Bracken, Judy W	56 TVM	1:24.84
10	Marshfield, Ann K	55 O*H*	1:27.94

Heat 10 of 39 Finals

1	Ganze, Cathy	56 SDSM	1:17.33
2	Landers, Patty	57 WCM	1:15.00
3	Crowder, Barbara W	56 NCMS	1:10.95
4	Warmuth, Stacey	57 VCM	1:10.10
5	Cook, Jenny L	56 UCLA	1:09.14
6	Mareb, Karen M	55 NEM	1:09.71
7	Hibben, Veronica	57 UCLA	1:10.68
8	Estel, Beth A	58 NEM	1:12.00
9	Buchanan, Linda A	56 DAM	1:15.50
10	Feeley, Louise S	55 MELO	1:18.04

Heat 11 of 39 Finals

1	Fabbri, Germana	51 NUTS	1:30.00
2	Curry, Coleen	53 NBA	1:26.30
3	Toner, Karlin	52 GMUP	1:25.00
4	Beraud, Ellen L	50 KMAN	1:23.00
5	Anderson, Meredith C	50 MAM	1:22.00
6	Seitz, Chris A	51 TVM	1:22.00
7	Rudolph, Karen	51 CMS	1:25.00
8	Taylor, Catherine	51 WCM	1:25.88
9	Upton-Bracey, Stacey	52 BSCM	1:26.37
10	Rodriguez, Nancie	52 CTM	1:32.45

Heat 12 of 39 Finals

1	Hull, Kim	51 CHIC	1:20.00
2	Thayer, Marieke	52 SDSM	1:19.34
3	Lewczyk, Leslie E	51 NBA	1:19.16
4	Karlin, Olivia	50 WH2O	1:17.65
5	Goldberg, Claudette	54 USF	1:16.20
6	Kingston, Susan A	51 LAPS	1:17.00
7	Dillan, Gloria	54 PSM	1:17.81
8	Steidle, Gwynne A	51 MVN	1:19.17
9	Tillmann, Janeil J	52 KMAN	1:19.80
10	Dodd, Suzanne R	52 CTM	1:21.70

Heat 13 of 39 Finals

1	Dodd, Dina	50 NSA	1:15.40
2	Voss, Julie E	50 PSM	1:15.33
3	Cagigas, Debbie	52 EBAT	1:13.89
4	Campbell, Ellen A	51 CMS	1:13.73
5	Russell, Jane E	51 DAM	1:12.99
6	Hafner, Hilary R	54 SRM	1:13.00
7	Pace, Lisa A	52 PSM	1:13.77
8	Hunt, Allison	50 ALMA	1:14.96
9	Carango, Jennifer	51 SCA	1:15.39
10	Brannon, Peggy C	54 AKMS	1:15.60

Heat 14 of 39 Finals

1	Cain, Mary M	53 LOM	1:12.50
2	Najjar, Ellie S	52 CMS	1:10.00
3	LaBerge, Karin	50 TVM	1:09.50
4	Crouch, Kim	52 CMS	1:06.33
5	Nowak, Elizabeth A	50 NCMS	1:04.20
6	Macdonald, Sarah I	54 VIC	1:05.00
7	Bunch, Bridgid J	50 ARIZ	1:09.30
8	Groselle, Laura L	53 SYSM	1:10.00
9	Schoenneman, Lisa L	51 CVMM	1:11.52
10	Bowen, Kris	52 INDY	1:12.89

Heat 15 of 39 Finals

1	Ozun, Toni H	49 LVM	2:02.00
2	Kizer, Kathleen S	46 MAM	1:40.00
3	Lewis, Melissa D	48 NBA	1:35.00
4	Autissier, Anne-Cecile	49 NEM	1:34.00
5	Schuster, Laura M	48 MVM	1:30.00
6	McQuiston, Mary Hope	48 MTRC	1:30.00
7	Won, Julie	49 FREM	1:35.00
8	Donahoe, Sheila	49 NCMJ	1:38.00
9	Cornwell, Carole M	47 CHIC	1:50.00
10	Sprenger, Cynthia	40 BWAQ	2:00.00

Heat 16 of 39 Finals

1	Bertolone-Smith, Claudia M	49 CVM	1:25.00
2	Nates, Kristin	47 WMST	1:22.79
3	Watanabe, Loree H	49 ECYM	1:20.40
4	Bathey, Liane	46 WIND	1:19.07
5	Takarabe, Nikki	48 CTM	1:17.71
6	Zafitropoulo, Christine	45 ALMA	1:18.11
7	Dunn, Bridget A	46 CMS	1:19.79
8	Parks, Karen E	48 MELO	1:21.00
9	Boyle, Catherine M	48 LOM	1:23.92
10	Jobst, Silke	46 QSS	1:29.56

Heat 17 of 39 Finals

1	Stanley, Janice A	46 AQUM	1:16.48
2	Shimoto, Katharine H	46 SCSC	1:16.40
3	Konopka, Beata M	45 CVMM	1:16.30
4	Rakotz, Tara	46 SDSM	1:16.00
5	Thilker, Lisa A	48 CMS	1:15.44
6	Daubersmith, Britta M	48 OREG	1:15.74
7	Driscoll, Heather J	47 LGSR	1:16.00
8	Sussman, Heidi R	45 CRUZ	1:16.30
9	Le Febre, Karen J	46 SNM	1:16.40
10	Connolly, Cindi	49 SMAC	1:17.65

Heat 18 of 39 Finals

1	Stern, Jill P	49 USF	1:15.43
2	Fackert, Susan L	47 WOOD	1:15.30
3	Worthman, Catha A	45 ALB	1:14.94
4	Simpson, Lisa M	49 SDSM	1:14.49
5	Greene, Dana M	45 NCMS	1:14.16
6	Salmi, Andrea L	49 NBA	1:14.20
7	Crino, Heide P	47 CMS	1:14.60
8	Hagadorn, Heather	49 CMS	1:15.00
9	Sullivan, Suna	47 PSM	1:15.41
10	Smith, Liesl G	49 IM	1:15.43

**2014 Nationwide USMS Spring Nationals
George Haines International Swim Center
Meet Program - Saturday, May 3, 2014**

Heat 19 (#25 Women 100 Yard IM)

1	Smith, Lori R	48 SAWS	1:13.59
2	Chessen, Christine	47 TOC	1:12.98
3	Redfield, Carol A	48 NCMS	1:12.05
4	Sterzer, Robin S	49 QSS	1:11.62
5	Johansson, Hanna L	47 PSM	1:10.00
6	Nelson, Sheila	45 SRM	1:11.42
7	Reid, Lesley A	48 SCSC	1:12.00
8	Esparza, Deena	49 SCA	1:12.18
9	Cahill, Janet C	47 RAMS	1:13.11
10	Weiderman, Jennifer	47 CVMM	1:14.07

Heat 20 of 39 Finals

1	Elson, Denise E	45 TVM	1:10.00
2	Gass, Melissa	46 NCMS	1:09.45
3	Gelman, Kathryn E	49 STAN	1:07.50
4	Monaghan, Ann S	47 JAM	1:06.00
5	Welting, Lauren K	48 TOC	1:04.07
6	Seavall, Kelly J	45 CMS	1:05.44
7	Cleven, Detra R	45 BSCM	1:06.21
8	Jurey, Mary K	47 TXLA	1:07.66
9	Simmons, Cheryl A	47 ROSE	1:09.88
10	Wyels, Terri O	46 DAM	1:10.00

Heat 21 of 39 Finals

1	Pedder, Shannon A	41 MAM	1:37.00
2	Belsky, Marjorie E	43 LVM	1:26.00
3	Darling, Colleen M	40 WCM	1:24.62
4	Thorp, Kate	44 MPM	1:20.80
5	Denison, Stephanie	43 SMST	1:18.97
6	Moll, Jessica E	41 RPM	1:20.00
7	Bachtiger, Jasmine	44 MTRC	1:22.71
8	Scott, Bea	44 LGSR	1:25.50
9	Maly, Cleary	44 QMST	1:29.65
10	Garfield, Pamela H	40 MVM	1:50.00

Heat 22 of 39 Finals

1	Porter, Jo Ann A	42 SNM	1:15.97
2	O'Dell, Andrea D	43 MTRC	1:14.05
3	Fahlen, Lola L	44 ALMA	1:14.00
4	Noble, Sherry	42 FGST	1:13.53
5	Haberstich, Carrie	42 IM	1:12.88
6	Gardner, Nicole	44 SNM	1:13.45
7	Biebel, Jenny L	40 PRES	1:14.00
8	Harris, Stacey	44 NCMS	1:14.04
9	Wolf, Sarah C	43 FGST	1:14.06
10	Mahn, Tanya	40 MEMO	1:16.95

Heat 23 of 39 Finals

1	Hansen, Jane M	42 SON	1:12.50
2	Kehr, Gina I	44 STAN	1:10.37
3	Reiss, Natasha	44 WIND	1:10.00
4	Eldridge, Beth	44 MOVY	1:09.51
5	Coleman, Jen A	42 LOM	1:08.00
6	Condor-Fisher, Sarah P	42 MACS	1:08.08
7	Nicolescu, Andreea C	42 GSB	1:10.00
8	Bryant, Lynn	41 USF	1:10.15
9	Hanley, Catherine C	41 WCM	1:11.00
10	Hughes, Megan	40 ISMT	1:12.62

Heat 24 of 39 Finals

1	Stuart, Julie	40 GKMS	1:07.69
2	Harang, Tracie A	42 AKMS	1:06.97
3	Moorhead, Amy J	42 PSM	1:06.35
4	Holland, Amy S	42 NCMS	1:04.50
5	Seider, Wenke K	44 OJAI	1:00.20
6	Schaetz, Trina R	41 WMAC	1:04.00
7	Legaspi, Kelly A	42 GRSC	1:05.00
8	Goodale, Rainy M	44 NEM	1:06.45
9	Saribalas, Amy M	41 NAM	1:07.34
10	Brakeman, Jennifer	44 MAM	1:08.00

Heat 25 of 39 Finals

1	Tagg, Emily K	23 MVM	1:40.00
2	Bickel, Alexandra	23 KMAN	1:23.00
3	Hetherington-Rauth, Molly C	23 DAM	1:17.00
4	Monsen, Allie C	18 PSM	1:19.94
5	DeLong, Jackie R	19 PSM	1:30.00
6	Roach, Regina A	27 WCM	1:25.81
7	Hoag, Blaise M	25 CSTS	1:30.00
8	Hum, Denise	36 MEMO	1:32.38
9	Elegant, Rebecca	39 MTRC	1:40.00

Heat 26 of 39 Finals

1	Bickert, Monika	38 MELO	1:30.00
2	Stow, Meredith A	35 L4S	1:21.10
3	Menozi, Elizabeth	36 UC38	1:17.11
4	Kjellberg, Ulrike S	38 NEM	1:16.33
5	Arnold, Rebecca E	36 NUTS	1:14.69
6	So, Charissa H	36 CTM	1:15.02
7	Arata, Melissa E	37 OREG	1:16.54
8	Burch, Katie E	36 TVM	1:18.30
9	Ongerth, Ann Michelle	39 WCM	1:26.54
10	Youngs, Sarah	37 MTRC	1:30.00

Heat 27 of 39 Finals

1	Maidenberg, Eve G	37 MAM	1:14.50
2	Reece, Katherine F	38 CHIC	1:14.45
3	Crooks, Marni	35 WCM	1:14.11
4	Vultaggio, Maisie	39 LVTC	1:14.00
5	Segerson, Karen E	39 PSM	1:13.48
6	Bracco Comfort, Katie M	38 MELO	1:13.92
7	Benjamin, Bonnie B	39 TOC	1:14.00
8	Quattropiani, LeeAnne	35 MTMS	1:14.27
9	Gitzinger, Jennifer L	39 LIB	1:14.50
10	Birnie, Tate A	39 SRM	1:14.50

Heat 28 of 39 Finals

1	Gentles, Melanie H	37 DAM	1:13.00
2	Bradley, Sarah	39 PSM	1:11.47
3	Stich, Chris S	36 WMAC	1:09.55
4	Matlock, Shannon L	36 PSM	1:08.32
5	Lovell, Allison	37 CRUZ	1:07.71
6	Bimson, Sarah C	35 DAM	1:08.00
7	Skinner, Sonja	37 OREG	1:08.37
8	Stoner, Stephanie I	39 USF	1:10.88
9	Nishimoto, Amber D	35 USF	1:12.00
10	Kramer, Stephanie	39 NOVA	1:13.09

Heat 29 of 39 Finals

1	Keeler, Susan E	35 WCM	1:07.00
2	Lee, Jodi L	36 CMS	1:04.60
3	Hyman, Misty D	35 UC48	1:04.32
4	Bell, Andee	38 DAM	1:03.11
5	Glenn, Katie	37 STAN	59.11
6	Lewis, Cynthia J	38 WIND	1:01.73
7	Richards, Ericka L	36 SRM	1:03.13
8	Limke, Tobi L	39 NBAC	1:04.58
9	Perez, Sarah M	38 WMAC	1:06.33
10	Pledger, Abby B	39 NBA	1:07.50

Heat 30 of 39 Finals

1	DeLalla, Laurie B	32 CRUZ	1:25.04
2	Lassonde, Kristin	31 ROSE	1:19.79
3	Sorget, Genna	33 WLAC	1:17.01
4	Twedy, Rebecca	31 MINN	1:16.34
5	Wetzler, Kari	33 PSM	1:15.00
6	Winans, Amanda	31 PSM	1:15.22
7	Hardwick, Debra	34 NOVA	1:16.36
8	Flecker, Donita L	31 SMAC	1:18.56
9	Cafferata, Lindsey M	34 CHIC	1:24.55
10	DeMarco, Robyn	33 CONN	1:29.89

Heat 31 of 39 Finals

1	Metz, Amanda	33 OREG	1:13.71
2	Sacknoff, Nelle R	32 USF	1:12.90
3	Duby, Kristin A	34 DAM	1:12.57
4	Campbell, Suzanne R	34 OREG	1:12.24
5	Ripoll, Megan	30 LVM	1:10.75
6	Buskirk, Emily K	33 NBA	1:11.59
7	Louhichi, Nadia	33 UC59	1:12.26
8	Szafanski, Lisa A	33 MMA	1:12.78
9	Colavito, Violet A	30 LVM	1:13.30
10	Gober, Jelena	31 MMA	1:14.19

Heat 32 of 39 Finals

1	Seidler, Mindy E	34 WMAC	1:09.17
2	Koht-Phipps, Alicia M	33 SCSC	1:08.55
3	McIntyre, Erin	32 UC32	1:04.27
4	Linke, Lyndsey M	34 CMS	1:01.20
5	Chance, Danielle R	32 BLU	59.98
6	Holt, Laura	33 TXLA	1:00.47
7	McWilliams, Katie L	30 ALEX	1:02.29
8	Duhaime, Susan A	31 MICH	1:05.38
9	Hardin, Meghan S	32 NBA	1:08.73
10	Vorrasi, Catherine M	31 ARIZ	1:09.23

Heat 33 of 39 Finals

1	Vanauken, Skylar	26 USF	1:15.30
2	Ferro, Claire	25 YSF	1:12.02
3	Bruns, Anneliese C	28 DKTA	1:11.05
4	Baeder, Lauren S	29 SRVM	1:10.80
5	Lincoln, Chelsea B	28 GAJA	1:10.50
6	Huggett, Megan E	26 CRUZ	1:10.80
7	Hdez, Gabriella	27 TOC	1:10.80
8	Johnston, Brittany A	27 DKTA	1:11.90
9	Cochrane, Sarah A	26 RHMS	1:13.08
10	Cleverly, Adrienne J	25 CVMM	1:15.53

**2014 Nationwide USMS Spring Nationals
George Haines International Swim Center
Meet Program - Saturday, May 3, 2014**

Heat 34 (#25 Women 100 Yard IM)			Heat 39 of 39 Finals			Heat 5 of 50 Finals							
1	Greer, Margaret R	25 UC38	1:09.99	1	Cisar, Jamie A	24 MSC	1:05.55	1	Tucker, William E	65 NBA	1:45.00		
2	Gautschi, Ronni M	26 ALMA	1:09.80	2	Stacy, Jessica	24 OREG	1:04.00	2	Cohen, Jeremy M	65 TEME	1:29.56		
3	Curley, Lindsey C	26 DAM	1:09.17	3	Halberstadt, Lexie	22 NDSU	1:03.73	3	Reid, Joe	65 GAJA	1:20.23		
4	Harlow, Megan M	27 DAMM	1:08.16	4	Wenger, Elise K	22 CHIC	1:02.84	4	Burson, William W	69 CMS	1:18.30		
5	Togias, Anna	28 NOVA	1:08.00	5	Yamauchi, Penelope R	24 SRM	1:00.00	5	Barton, John M	69 SMM	1:18.00		
6	Gutierrez, Sarah M	27 LOM	1:08.14	6	Hansen, Allyson L	20 WCM	1:02.33	6	Knopf, Thomas H	66 TOC	1:18.00		
7	Macchiavelli, Cecilia	29 PRES	1:08.45	7	Nolte, Jeanette C	22 IM	1:03.17	7	Batten, Hugh N	67 MSCA	1:19.80		
8	Farnham, Kaelly M	27 SRM	1:09.63	8	Johnson, Giulia S	24 ECAM	1:04.00	8	Quackenbush, Kent F	67 MINN	1:20.47		
9	Baker, Megan E	28 STAN	1:09.85	9	Chan, Andrea Y	22 SMM	1:05.00	9	Traester, William F	65 CONN	1:40.06		
10	Lyons, Liv M	28 QSS	1:10.01	10	Le, Yvonne	24 TEME	1:05.79	Heat 6 of 50 Finals					
Heat 35 of 39 Finals			#26 Men 100 Yard IM			Heat 6 of 50 Finals							
1	Schramper, Bridgette	28 MM	1:07.44	Lane	Name	Age	Team	Seed	Time	1	Ugarkovich, David M	66 TVM	1:17.50
2	Kelso, LeeAnn	26 CHIC	1:06.36	Heat 1 of 50 Finals			2	Smyers, Jesse B	67 WCM	1:16.50			
3	Fuchs, Lauren	27 L4S	1:05.88	1	Grohe, William E	80 USF	2:07.40	3	Meyerhoff, Rick	67 TAM	1:15.00		
4	Pouliot, Nichole D	27 NEM	1:05.79	2	Drobner, Sherwin	80 GOLD	1:59.00	4	Mc Clelland, Mac D	65 MAM	1:14.40		
5	Dyer, Aubrey N	26 SCSC	1:04.00	3	Sulzbach, John F	80 MELO	1:36.10	5	Frost, Kenneth A	69 TAM	1:10.84		
6	Friend, Jillian T	27 CVMM	1:04.74	4	Best, Bob	81 SDSM	1:23.34	6	Horvitz, Gary A	66 ECAM	1:13.74		
7	Geehr, Carly	29 FREM	1:05.82	5	Jones, Ashley O	82 AAM	1:30.50	7	Shoor, Kenneth M	65 LAPS	1:15.00		
8	Curran, Caitie B	26 GAJA	1:06.13	6	Mitchell, Tom	81 SDSM	1:44.24	8	Campbell, John F	66 MVN	1:16.18		
9	Johnson, Robyn	27 DAC	1:07.30	7	Danielson, Bob D	84 USF	1:59.20	9	Monohon, Paul E	68 PSM	1:17.00		
10	Pelaez, Cristina D	26 IM	1:07.80	8	Larson, E Ole	93 NCMS	2:33.57	10	Voegtlen, Barney	65 PSM	1:17.90		
Heat 36 of 39 Finals			Heat 2 of 50 Finals			Heat 7 of 50 Finals							
1	Takaki, Carlene A	29 RINC	1:03.00	1	Perilman, Jim E	75 WCM	1:39.00	1	Derr, John M	65 VCM	1:10.00		
2	Davidoff, Cara	28 TOC	1:02.48	2	Morner, Stan F	79 WCM	1:38.20	2	Dennis, D Craig	68 WCM	1:09.20		
3	Kirk, Dana J	29 FREM	1:02.00	3	Goldstein, Mel E	75 INDY	1:29.40	3	Wright, Larry E	65 PSM	1:08.45		
4	Houston, Katy	26 TOC	1:00.82	4	Van Horn, William G	75 TOC	1:25.00	4	Springer, Douglas A	67 ARIZ	1:06.67		
5	Raatz, Katherine	25 TOC	1:00.12	5	Bledsoe, Dennis R	75 WCM	1:22.10	5	Strand, Robert	68 SAWS	1:05.50		
6	Hernandez, Sarah M	29 DAM	1:00.27	6	Lauer, William J	79 GKMS	1:24.82	6	Anderson, Marc S	65 MINN	1:06.31		
7	Gill, Meg B	29 TOC	1:01.79	7	Peterson, Dick A	77 PSM	1:28.00	7	McPherson, Andrew M	67 DAM	1:08.00		
8	Larson, Amanda D	26 DAM	1:02.19	8	Thayer, George D	78 OREG	1:35.45	8	DeLacy, James R	67 WCM	1:09.10		
9	Beaudreau, Lauren A	26 WCM	1:02.90	9	Smethurst, Everett W	79 NOVA	1:38.50	9	Selna, Mike	65 NOVA	1:10.00		
10	Van Erden, Jayme K	28 RMST	1:03.99	10	Braly, Mark	78 DAM	2:49.36	10	Olson, Robert H	69 WCM	1:10.50		
Heat 37 of 39 Finals			Heat 3 of 50 Finals			Heat 8 of 50 Finals							
1	Barnick, Angela	19 PSM	1:15.07	1	Ronay, Peter E	71 ROSE	1:30.00	1	Azarfar, Shone	64 SCSC	1:20.00		
2	FitzGerald, Erin E	22 PSM	1:14.85	2	Shaw, James F	73 RINC	1:25.00	2	Saltzman, Edward M	63 GAJA	1:20.00		
3	Peterson, Megan	24 ALMA	1:11.55	3	Carroll, Jim	70 BMST	1:23.57	3	Tull, James C	60 TAM	1:18.50		
4	Shepherd, Bridget E	20 DUCK	1:11.35	4	Carey, George L	71 UC33	1:21.70	4	Reeder, Bill D	61 PSM	1:15.91		
5	Ehrke, Allison	24 WLAC	1:11.00	5	Shaw, Keith D	71 FCMS	1:22.25	5	Shannon, Robert D	60 AAM	1:14.68		
6	Skoda, Anette A	22 LAMV	1:11.30	6	Sawyer, Dennis L	70 PSM	1:24.90	6	Rennels, Glenn D	63 STAN	1:15.00		
7	Adams, Laura D	22 ROSE	1:11.54	7	Hultin, Walter B	70 CMS	1:26.00	7	Plencner, Bob R	61 NEM	1:17.88		
8	Streeter, Shannon E	22 ROSE	1:12.44	Heat 4 of 50 Finals			8	Dewar, Tom A	62 WCM	1:19.00			
9	Kemp, McKenzie R	23 EAMS	1:15.00	1	Bergman, John	72 UC30	1:20.21	9	Palmer, Bill	63 MICH	1:20.00		
10	Sinclair, Katelyn N	19 DUCK	1:16.47	2	Bell, John L	71 SDSM	1:19.61	10	Au, Andre	60 WCM	2:20.00		
Heat 38 of 39 Finals			Heat 4 of 50 Finals			Heat 9 of 50 Finals							
1	Nelson, Kyrsten A	21 DKTA	1:09.07	3	Whitley, John K	71 WIND	1:13.50	1	Blumenthal, Paul D	62 MELO	1:14.60		
2	Faulkner, Madison M	19 UC33	1:07.69	4	Gildea, David R	70 MELO	1:10.73	2	Kendrick, Jim A	61 PSM	1:14.00		
3	Korus, Hannah E	23 STAN	1:07.00	5	Elder, James E	71 TOC	1:06.55	3	Durell, Robert	62 ALB	1:12.95		
4	Molinari, Katherine A	24 STAN	1:06.88	6	Burns, Richard	70 TAM	1:07.00	4	Dougherty, Michael P	62 BOZE	1:12.54		
5	Andrews, Jewelz K	20 NOVA	1:06.35	7	Freshley, Mike R	73 SDSM	1:11.20	5	Barnick, Robert A	62 MELO	1:12.50		
6	Miller, Lindsay	21 DUCK	1:06.56	8	Andersen, Peter	70 SDSM	1:15.34	6	Edwards, Clive G	60 SWM	1:12.53		
7	Rosas, Rachel	20 SMM	1:07.00	9	Clark, Steve E	70 TOC	1:20.00	7	Rosen, Robert A	64 CVMM	1:12.55		
8	Riddle, Katie	19 EBAT	1:07.30	10	Straka, Peter	71 FTYM	1:21.12	8	Haynes, David A	61 TOC	1:13.00		
9	Li, Michelle R	24 ECAM	1:07.79				9	Kendall, Scot	63 CRUZ	1:14.29			
10	Clark, Allison R	23 OREG	1:10.09				10	Haris, Lee D	60 TOC	1:14.64			

**2014 Nationwide USMS Spring Nationals
George Haines International Swim Center
Meet Program - Saturday, May 3, 2014**

Heat 10 (#26 Men 100 Yard IM)

1	Van Wart, Steve	60 WCM	1:12.28
2	Harter, Phillip M	60 FREM	1:11.74
3	Grant, Bill A	64 BAM	1:10.00
4	Mc Conica, Jim	63 VCM	1:08.00
5	Bernard, Alan D	64 TAM	1:07.10
6	Stanback, John	60 CMS	1:07.30
7	Battistini, Rick A	60 NEM	1:08.60
8	Mykleby, Geoff L	61 WMAC	1:10.00
9	Edwards, Wes	60 OREG	1:12.00
10	Van Nort, Steven	62 LAPS	1:12.33

Heat 11 of 50 Finals

1	Clemmons, Jim	64 MAM	1:06.50
2	Ottersen, Craig M	61 SAC	1:05.45
3	Wilson, Robert H	63 CAQM	1:02.81
4	Martin, Doug	60 ARKM	1:01.00
5	Colella, Rick	62 PSM	57.23
6	Hannula, David R	60 PSM	1:00.35
7	Griffith, James M	61 TOC	1:02.00
8	Haufler, Steven E	61 OAM	1:04.50
9	Philbrick, Larry K	61 OREG	1:05.69
10	Templin, Philip John	60 SAWS	1:07.00

Heat 12 of 50 Finals

3	Sprohge, Chris	51 LOM	1:32.00
4	Severance, David A	51 WMAC	1:15.00
5	Coombs, Craig J	53 MEMO	1:20.00
6	Diers, Phil J	57 TSUN	2:08.77
7	Harvey, Peter	58 ECYM	1:23.00
8	Butz, Richard F	57 AGUA	1:25.00

Heat 13 of 50 Finals

1	Swenor, Gary D	59 NSA	1:15.90
2	Adecock, Richard P	58 PSM	1:13.49
3	Miller, John H	55 UC38	1:12.50
4	Allen, Peter J	55 WMAC	1:10.00
5	Moore, Richard	56 SEMS	1:09.42
6	Bernstein, Josh B	57 MAM	1:09.90
7	Robert, David W	58 BAM	1:10.88
8	Gass, Matthew E	56 TCAM	1:12.57
9	Lewis, Dave	57 MOVY	1:14.00
10	Shirey, Jim	58 MICH	1:16.80

Heat 14 of 50 Finals

1	Davis, Thomas W	56 ROSE	1:08.20
2	Leach, Mark D	55 CHIC	1:07.50
3	Spellberg, Geoff	58 TAM	1:07.02
4	Moreno, Al	55 GOLD	1:05.40
5	Kirwan, Peter H	55 CMSC	1:05.00
6	Mc Bride, Duncan Q	59 LAPS	1:05.00
7	Gray, David S	55 CMS	1:05.80
8	Farrar, Kenneth	55 CHIC	1:07.40
9	Heyes, Greg W	59 LAPS	1:08.00
10	Godoy, Francisco J	55 WMST	1:08.22

Heat 15 of 50 Finals

1	Marsh, Russell L	58 CMS	1:04.75
2	Hamm, Michael L	56 HMS	1:03.44
3	Cutting, Steve	56 TVM	1:03.05
4	Von Hoffmann, Gerard	58 NOVA	1:03.00
5	Orten, Frank T	55 CMS	1:01.90
6	Smith, David M	56 CRUZ	1:02.40
7	Lindstedt, David P	58 LAPS	1:03.01
8	Smith, Darrell J	57 MINN	1:03.31
9	Lamour, Didier B	57 MINN	1:04.38
10	Heinemann, William A	56 OREG	1:04.96

Heat 16 of 50 Finals

1	Doyle, Benn W	55 GSM	1:01.01
2	Edwards, Kenneth S	59 UC38	1:00.33
3	Graham, Donald	59 PSM	59.37
4	Dyer, Andy	55 AWJ	58.80
5	Kone, Bruce C	56 RICE	58.46
6	Groselle, Jack R	59 SYSM	58.79
7	Carter, Paul V	56 TOC	59.00
8	Holland, David A	55 WMAC	1:00.00
9	Heath, Robert H	57 MAM	1:00.89
10	Sherman, Bill	55 MOVY	1:01.10

Heat 17 of 50 Finals

1	Anderson, Thomas D	52 MELO	1:11.89
2	Sfingi, John A	50 MVMS	1:10.62
3	King, Ian E	51 GAJA	1:09.34
4	Bower, Bruce	52 STAN	1:08.82
5	Raine, Charlie	54 LAPS	1:08.80
6	Baker, John	51 SMM	1:08.80
7	Jacobs, Tom	50 SMM	1:09.00
8	Torgerson, Rob	52 SMAC	1:10.28
9	Brenan, Andrew	53 SAC	1:10.86
10	Piercey, Chuck A	54 MVM	1:15.00

Heat 18 of 50 Finals

1	Schmidt, Jeff V	50 MOVY	1:08.74
2	Sewell, Scott M	52 UC38	1:08.50
3	Henze, John C	50 LOM	1:08.27
4	Podmajersky, Tom E	50 UCI	1:08.05
5	Ozun, Sabri	50 LVM	1:08.00
6	Hill, Brian R	51 TEME	1:08.02
7	Robnett, Truman J	51 VCM	1:08.08
8	Dugan, Bob J	52 SCSC	1:08.30
9	Yuen, Matt	54 QSS	1:08.58
10	Cortez, Ralph A	51 IAMA	1:08.79

Heat 19 of 50 Finals

1	Carlson, Eric	53 LNRS	1:07.88
2	Piper, Tim G	52 FREM	1:07.75
3	Maryatt, Andrew T	53 RAMS	1:07.50
4	Fisher, Dennis E	54 CSMT	1:07.00
5	Elander, Blair R	52 PSM	1:06.62
6	Soe, Soren T	50 SCSC	1:06.99
7	Trimble, Sandy	51 WAMS	1:07.00
8	Fuselier, Stephen A	54 AAAA	1:07.71
9	Christensen, Dane V	54 LNRS	1:07.77
10	Le Vasseur, Andrew P	50 CMS	1:08.00

Heat 20 of 50 Finals

1	De Cosse, David E	53 CRUZ	1:06.26
2	Kintner, Avery C	52 MVN	1:05.50
3	Matysek, Jim	54 SYSM	1:05.15
4	Neuhold-Huber, Tom M	52 PCCM	1:05.00
5	Irmias, Todd E	51 CVMM	1:04.95
6	Keck, Mike	54 TOC	1:05.00
7	Richardson, Terry	53 ARIZ	1:05.00
8	Grisa, Thomas M	52 WMAC	1:05.37
9	Laudenslager, Greg L	52 RHMS	1:06.25
10	Barker, Douglas C	51 MVN	1:06.29

Heat 21 of 50 Finals

1	Aubrey, Michael	53 SFTL	1:04.76
2	Nalli, Lyle A	54 PSM	1:04.00
3	Miller, Brent D	54 MOVY	1:03.85
4	Frentsos, Paul J	52 TSUN	1:02.95
5	Washburne, Brent C	52 OREG	1:02.71
6	Taylor, Ron A	53 RPM	1:02.81
7	Neuman, Larry H	51 RAMS	1:03.50
8	Mc Ghee, Paul A	52 BAC	1:03.90
9	Nootbaar, Tom T	50 WCM	1:04.22
10	Boileau, Mike	52 CMS	1:04.93

Heat 22 of 50 Finals

1	Boone, Jon	50 WCM	1:02.44
2	Power, Scott	51 UC14	1:01.47
3	Kelca, Brian E	53 LAPS	1:01.00
4	Lum, Bryant J	52 VCM	1:00.14
5	Jaegers, Al	51 WAMS	59.50
6	Chan, Andy	51 MELO	59.61
7	Allen, Larry W	52 UC38	1:00.49
8	Reid, Cameron D	53 LAMV	1:01.00
9	McAweeney, Michael A	50 SMM	1:02.00
10	Jenkins, Timothy J	52 IM	1:02.50

Heat 23 of 50 Finals

1	Chao, Hector	50 WCM	59.04
2	Ponthier, Chuck	51 LAPS	59.00
3	Helgason, Tryggvi	50 SCMC	58.70
4	Rasmussen, Anders M	50 TXLA	56.09
5	Sims, David E	51 IM	54.28
6	Guthrie, David M	53 RICE	56.05
7	Hancock, Thomas	50 RATS	58.20
8	Antonick, Gary M	51 STAN	59.00
9	Morris, Richard L	50 NAM	59.00
10	Gibson, Dave	53 IM	59.10

Heat 24 of 50 Finals

2	Dubrick, Jon S	45 ROSE	1:23.32
3	Catanzaro, Victor	47 MAM	1:18.00
4	Hall, Matt	46 UC38	1:16.27
5	Waldron, Edward C	47 CVMM	1:11.25
6	Villa-Lovoz, Sean T	46 QSS	1:14.50
7	Havens, Greg J	49 MAAC	1:16.91
8	Carpenter, Scott	47 TAM	1:20.00
9	Clifford, Andy L	47 LOM	1:31.10

**2014 Nationwide USMS Spring Nationals
George Haines International Swim Center
Meet Program - Saturday, May 3, 2014**

Heat 25 (#26 Men 100 Yard IM)			Heat 30 of 50 Finals			Heat 35 of 50 Finals		
1	Paxton, Sean C	45 ROSE 1:08.24	1	Bennett, Dennis	48 IAMA 57.84	1	Quackenbush, Sean H	43 UC38 1:01.25
2	Sturm, Mike	48 WMAC 1:07.66	2	O'Dell, Rick	46 BLU 57.00	2	Crock, Bruce N	40 UC38 59.50
3	Wilson, Tom S	46 SDSM 1:07.38	3	Cox, Mark	46 PTMS 56.48	3	Anderson, Ryan C	40 PTCO 58.87
4	Raiff, Steve U	45 MVM 1:07.00	4	Heber, Scott	47 DAMM 54.73	4	Wharton, Dave L	44 NAM 58.34
5	McCarthy, John W	48 LNRS 1:06.50	5	Biondi, Matthew N	48 CVMM 53.00	5	Turk, Stephen P	44 MELO 58.11
6	Hoyt, Brian K	47 CMS 1:06.50	6	Tuchler, Jim	49 IM 54.60	6	Hursty, Peter S	41 OCMT 58.30
7	Hubert, Craig J	49 JAM 1:07.14	7	Benucci, Lorenzo	46 AWJ 55.19	7	Dietrich, Jim	43 NOVA 58.75
8	Hjorth, John T	47 SCAQ 1:07.48	8	McCool, Chris	49 PALM 56.99	8	Beach, Christopher E	44 NCMJ 59.45
9	Engelskirchen, Adam G	45 TAM 1:08.00	9	DeBiase, Terry A	49 ARIZ 57.51	9	Mason, Michael T	40 ROSE 59.55
10	Johnson, Steve	47 UC34 1:09.10	10	Santos, Roque J	46 WCM 58.22	10	Beck, John L	44 ARIZ 1:02.10
Heat 26 of 50 Finals			Heat 31 of 50 Finals			Heat 36 of 50 Finals		
1	Reed, Robert W	49 NUTS 1:05.80	1	Kading, Matthew	38 TVM 1:11.50	1	Baleka, Siphiwe K	43 UC28 57.40
2	Wilson, Todd	49 SRM 1:05.63	2	Sabatini, Greg	38 RPM 1:08.44	2	Sumner, David M	43 MVN 57.00
3	Dieterich, David	48 PCCM 1:05.11	3	Weight, Jeremy S	38 UTAH 1:07.60	3	Perkins, Charles M	42 MELO 55.00
4	Frappia, Robert F	49 HQNV 1:05.01	4	Ide, Sean-Martin	37 MELO 1:07.18	4	Eisenhuth, Matthew S	40 CMS 53.90
5	Cacciarelli, Guy A	45 SCA 1:04.63	5	Raffaelli, Ryan L	37 NEM 1:07.50	5	Davis, Josh	41 EMS 52.99
6	Hull, Tim A	49 CHIC 1:04.88	6	Crooks, Alex	38 OREG 1:08.00	6	West, Steve	42 NOVA 53.07
7	Ehrenberger, Dennis K	49 UC38 1:05.04	7	Solberg, Sean	36 RPM 1:09.78	7	Wanie, Lee G	40 TOC 54.00
8	Eldredge, Mark R	45 SMS 1:05.62	8	Crescione, Paolo J	43 SMST 1:20.50	8	Tiozzo, Eduard	40 SFTL 56.75
9	Crock, John G	47 NEM 1:05.77	9	Armbruster, Bob	44 ALMA 1:24.30	9	Mc Kay, Matthew G	42 TOC 57.14
10	Wagner, Peter	48 MELO 1:05.82	Heat 32 of 50 Finals			10	Doherty, Todd S	43 PSM 57.74
Heat 27 of 50 Finals			1	Bartfay, Joseph V	42 NOVA 1:15.00	Heat 37 of 50 Finals		
1	Sherry, Steve K	47 LGSR 1:04.50	2	Hertzner, Keith	40 MEMO 1:10.00	1	Bentley, Orin W	37 TEME 1:05.86
2	Bessire, Brent	45 NCMJ 1:04.35	3	Moore, Scott R	41 MOVY 1:07.92	2	Keim, John	39 ROSE 1:04.23
3	McAdam, Samuel T	48 DAM 1:04.20	4	Wen, Patrick J	41 WCM 1:06.53	3	Foster, Ryan F	38 WIND 1:03.30
4	Hohn, Chris	45 SBSM 1:03.76	5	Nelson, Sadler	42 MELO 1:05.34	4	Conrad, Nathan E	37 WMAC 1:02.00
5	Hahn, Darek L	47 JAM 1:03.35	6	Moreno, David	44 CTM 1:05.68	5	Milton, Trevis B	36 WLAC 1:01.50
6	Ten Grotenhuis, Dirk A	48 TOC 1:03.50	7	Courtney, Chris	41 ARIZ 1:06.82	6	Rodde, Brian L	35 TOC 1:01.99
7	Kaelle, John	45 OAM 1:03.80	8	Reed, Mitchell W	44 OAK 1:08.80	7	Steff, Mark A	35 HSNM 1:03.07
8	Carpenter, Michael J	49 MSMA 1:04.25	9	Richard, Francois	40 MVM 1:14.00	8	Scott, Chad	39 LIB 1:03.77
9	Winter, Doug	45 PSM 1:04.50	10	Ness, Kerry	44 PSM 1:20.50	9	Williams, Rich	38 UC12 1:05.01
10	Koehler, Doug J	48 CVMM 1:04.53	Heat 33 of 50 Finals			10	Talkington, Alan M	37 TXLA 1:06.20
Heat 28 of 50 Finals			1	Holmes, Todd	44 CMS 1:04.49	Heat 38 of 50 Finals		
1	Borton, Dan	46 ROSE 1:03.04	2	Erickson, Douglas B	42 RHMS 1:04.36	1	Olsen, Byron	35 OREG 1:01.28
2	Hunt, David N	47 CRUZ 1:02.78	3	Piland, Jon	42 NSA 1:03.99	2	Greves, Richard	36 DAM 1:00.99
3	Powell, Steven T	46 LAPS 1:02.08	4	Smithwick, Charles E	40 NCMJ 1:03.77	3	Iglesias, Rodrigo J	38 WIND 1:00.22
4	Meier, Eric	49 MELO 1:02.00	5	Fahlen, Mark T	42 MAAC 1:03.51	4	Mack, Chris	38 WCM 59.99
5	Samoilov, Arkadii V	48 MVM 1:01.77	6	Evans, Scott M	42 SNM 1:03.75	5	Slattengren, Cory J	36 SRVM 59.55
6	Smith, Stephen M	47 SAC 1:01.99	7	Yglesias, Willie J	43 UC38 1:03.79	6	Roat, Christopher M	39 STAN 59.98
7	Lichtenwalter, Brian J	47 CRUZ 1:02.00	8	Muir, Scott	40 SNM 1:04.02	7	Jorgensen, Erik	39 SAC 1:00.00
8	Ferguson, Daniel B	47 WH2O 1:02.55	9	Roberts, David	42 CRUZ 1:04.40	8	Field, David W	35 CDGA 1:00.73
9	Rust, Stefan R	46 LRC 1:03.00	10	Villarete, Andy D	42 UC33 1:04.50	9	Clark, Will	36 SCSC 1:01.10
10	Berntsen, Mike	45 MAAC 1:03.16	Heat 34 of 50 Finals			10	Freeman, Yusef E	35 MEMO 1:01.38
Heat 29 of 50 Finals			1	McClung, Paton M	44 WIND 1:03.39	Heat 39 of 50 Finals		
1	Gogulski, David H	45 NITR 1:00.99	2	Parker, Greg	44 ROSE 1:03.11	1	Mahn, Chris	39 WIND 58.93
2	Hobson, Chip L	46 SNM 1:00.00	3	O'Mara, Timothy J	42 SNM 1:02.40	2	Jones, Clayton P	35 BAY 58.00
3	Sullivan, Scot A	47 OREG 59.35	4	Roake, Ash K	42 CRUZ 1:02.34	3	Schmidt, Matthew B	36 WH2O 55.65
4	Hiltabiddle, Steve	47 1776 59.00	5	Bolivar, Jose L	43 OREG 1:02.15	4	Christoffel, Ben J	38 INDY 54.88
5	Angel, Jorge I	46 TVM 58.74	6	Timko, Kevin A	44 RAA 1:02.25	5	Counts, Glenn M	36 LVM 52.25
6	Peschel, Keith D	48 AQUM 59.00	7	Owens, Chad E	44 CVM 1:02.37	6	Conway, Adam M	35 TVM 54.69
7	Jimenez, Carlos A	49 RICE 59.00	8	Kitzman, Scott A	44 NCMJ 1:02.59	7	Counts, Chris	38 LVM 54.91
8	Turk, Joseph E	46 MELO 59.99	9	Webster, Dale W	44 SDSM 1:03.20	8	Rasmussen, John C	39 UC37 57.30
9	De Boisblanc, Michael W	46 WCM 1:00.90	10	Kooy, Jan F	41 UC38 1:03.50	9	Cole, David C	38 UC38 58.48
10	Hamilton, Nathan	45 SNM 1:01.43				10	Greenwood, Scott C	36 TOC 59.50

2014 Nationwide USMS Spring Nationals
George Haines International Swim Center
Meet Program - Saturday, May 3, 2014

Heat 40 (#26 Men 100 Yard IM)

2	Lassonde, Nick	32 ROSE	1:35.41
3	Ray, Scott O	33 MELO	1:15.99
4	Luckhurst, Jonathan	32 GAJA	1:09.77
5	Keyes, Brett R	30 UC10	1:06.42
6	Garon, Gary C	32 QSS	1:07.00
7	Duhaime, Andrew W	32 MICH	1:15.00
8	Prado, Antonio E	31 SMM	1:20.00

Heat 41 of 50 Finals

1	Burnett, Nicholas A	32 USF	1:03.08
2	Wolkowitz, Michael A	32 SCAQ	1:03.00
3	Salles-Cunha, Lucas	34 QSS	1:02.23
4	Binz, Robert A	32 SCAC	1:02.10
5	Greer, Zachary J	31 ALMA	1:01.88
6	Gawlick, Craig	32 MVM	1:02.04
7	Gimbutis, Rolandas	33 ECAM	1:02.11
8	Murphey, Ray W	34 TVM	1:02.55
9	Alabanza, Charles C	30 ECAM	1:03.03
10	Benishek, Mark A	32 PSM	1:03.46

Heat 42 of 50 Finals

1	Lam, Bryan	32 ECAM	1:01.08
2	Allworth, James A	33 STAN	1:01.00
3	Guan, Frank	31 MVM	1:00.47
4	Mikuni, Aaron J	33 WCM	1:00.00
5	Baeder, Larry D	32 SRVM	59.21
6	Bey, Matthew D	30 NAM	59.44
7	Fogarty, Brian W	30 MAAC	1:00.13
8	Blatnik, Jeffrey	34 NOVA	1:00.89
9	Wheeler, Matt O	32 SCSC	1:01.00
10	Leonard, John	33 IM	1:01.26

Heat 43 of 50 Finals

1	Oo, Aung Sann	32 ARIZ	58.59
2	Helfrich, Griffith A	30 MPM	57.34
3	Ignatov, Alex	32 FOG	57.00
4	Stephens, Mark C	30 FINI	55.07
5	Marshall, Gary N	32 TOC	54.00
6	Bannan, Brett T	31 MELO	54.99
7	Holsman, Trent T	33 TOC	56.11
8	Gaines, Billy	33 LVM	57.00
9	Bost, Chris	32 SON	57.39
10	Simon, Brett N	31 TOC	59.00

Heat 44 of 50 Finals

2	Medeiros, Michael A	21 USF	1:07.57
3	Garcia, Mike	21 LIEM	1:02.40
4	Heinsma, Steven R	19 EBAT	1:05.05
5	Hoyt, Gunnar K	19 CMS	1:10.00
6	Sheth, Rushikesh	26 SCSC	1:10.28
7	Winkler, Gates R	25 MVM	1:05.00
8	Martin, Matthew J	28 ROSE	1:05.16

Heat 45 of 50 Finals

1	Hurko, Stephen F	27 SCSC	1:02.90
2	Hurko, Andrew M	27 SCSC	1:01.50
3	Arias, Luis	26 AGUA	1:01.00
4	Hurko, Chris J	27 SCSC	1:00.90
5	Kirkpatrick, Michael	27 SWLB	1:00.80
6	Ganiyev, Doston	26 CMS	1:00.83
7	Sheldon, Chase D	28 WOOD	1:00.98
8	Tsay, Eric	29 STAN	1:01.18
9	Ward, Neil	27 DAMM	1:01.60
10	Butz, Jeremy R	25 AGUA	1:04.00

Heat 46 of 50 Finals

1	Karacozoff, David	25 WOOD	1:00.55
2	Accornero, Kyle	25 FREM	1:00.00
3	Sophie, Raymond	27 RAMS	59.99
4	Kao, Philip S	28 NOVA	59.18
5	Baldwin, Graeme	27 ECAM	58.87
6	Zhang, Chi	25 TSUN	59.00
7	Altman-Kurosaki, Jonas Y	25 AGUA	59.90
8	Yntema, Douwe	25 TOC	1:00.00
9	Evans, Ryan V	28 SNM	1:00.50
10	Arndt, Matthew E	29 NOVA	1:00.56

Heat 47 of 50 Finals

1	Taylor, Jonathan B	26 TOC	57.50
2	Koerten, Brett J	28 STAN	56.99
3	Benoit, Matthew	26 TOC	56.10
4	Talbott, Christopher J	27 TOC	56.00
5	Bower, Kenny G	26 TOC	55.92
6	Cushing, Alex D	25 TOC	56.00
7	Gans, Egan	28 TOC	56.00
8	Malasky, Martin E	25 TOC	56.67
9	Smith, Ben	27 DKTA	57.36
10	Neuwirth, Jamie	26 TOC	58.00

Heat 48 of 50 Finals

1	Eilath, Adam D	26 USF	55.65
2	Ferrif, Nick L	25 TOC	55.00
3	Deery, Kyle B	29 SYSM	53.98
4	Grant, Andy	29 ECAM	53.00
5	Townsend, Darian R	29 ARIZ	48.77
6	Gallagher, Kevin C	26 SPRY	52.55
7	Happ, Kevin R	25 NCMS	53.25
8	Morrison, Phillip C	29 STAN	53.98
9	Leo, MacGregor W	25 AGUA	55.35
10	Lentz, Graham M	29 TOC	55.88

Heat 49 of 50 Finals

1	Huseby, Nick	19 NDSU	1:02.02
2	Tran, Alex	24 ECAM	1:01.62
3	Thomas, Michael	21 LAMV	1:01.38
4	Gonzalez, Richard	21 SMM	1:01.00
5	Jezeq, Jacob J	20 LVM	59.90
6	Sakamoto, Takumi	24 PSCM	1:00.20
7	Jessop, Tyler W	21 DUCK	1:01.00
8	Posey, Erik B	21 MELO	1:01.41
9	Phelan, Cole E	22 PSM	1:02.00
10	Morley, Kyle G	20 DUCK	1:02.10

Heat 50 of 50 Finals

1	Stoner, Chris T	22 DAM	59.26
2	Lin, Curtis	23 WCM	58.88
3	Birnbrich, Zachary T	22 NAM	56.68
4	Koon, Nolan	24 TOC	54.00
5	Shields, Thomas A	22 TOC	47.00
6	Saeta, Andrew	23 TOC	51.97
7	Stampfl, Jack T	24 DAM	55.00
8	Andaluz, Al	22 SMM	58.50
9	Champagne, Jonathan	22 AGUA	59.14
10	Cormican, Zachary	23 NDSU	59.90

#27 Women 50 Yard Backstroke

Lane	Name	Age	Team	Seed Time
------	------	-----	------	-----------

Heat 1 of 28 Finals

2	Bensu, Janet L	81 USF	1:14.76
3	Perry, Vel H	80 ARIZ	1:00.41
4	Jackson, Barbara J	84 MM	53.00
5	Kay, Ann	80 MELO	48.00
6	Heller, Terry	80 WM	1:00.00
7	Bryce, Karen G	80 PSM	1:08.55
8	Kornfeld, Maurine E	92 MVN	1:08.75
9	Voorhees, Margaret S	85 USF	1:20.00

Heat 2 of 28 Finals

2	Fasbender, Alice J	75 SMM	1:10.00
3	Alexandre, Mary Y	78 TAM	1:00.00
4	Sachs, Janet G	77 CMS	48.59
5	Mc Cubbin, Miek	78 SMM	57.72
6	Kraetzer, Midge S	75 WCM	1:00.57
7	Schwartz, Dee A	74 DOT	1:02.58
8	Rose, Polly	71 USF	1:23.00

Heat 3 of 28 Finals

1	Dugan, Betty L	72 DAM	54.08
2	Dillon Stewart, Jane E	71 WMAC	52.99
3	Mc Partland, Peg K	72 MAM	48.00
4	Case, Mary Ann	74 ARIZ	47.08
5	Ward, Joy	71 OREG	38.95
6	Westergaard, Leslie M	71 DAM	45.78
7	St. Germain, Patricia J	71 FMM	47.27
8	Fritz, Jill D	73 ARIZ	49.43
9	Ackerman, Dolly J	72 WCM	53.30
10	Whiter, Peggy S	70 OREG	55.67

Heat 4 of 28 Finals

1	Pellow, Mary R	65 BAY	1:30.00
2	Feller, Marjorie A	66 TUTE	59.30
3	Tyler, Sarah L	69 SNM	50.47
4	Hornof, Kristine T	66 DAM	48.10
5	Conkey, Nancy	69 SNM	46.25
6	Smith, Diane G	69 CVMM	48.30
7	Chaitkin, Lauren E	69 USF	54.00
8	Seidler, Jeanne E	67 WMAC	1:12.42
9	Lay, Jo	62 ALMA	1:12.58
10	Reyda, Angel	63 ALMA	1:22.39

2014 Nationwide USMS Spring Nationals
George Haines International Swim Center
Meet Program - Saturday, May 3, 2014

Heat 5 (#27 Women 50 Yard Backstroke)

1	Gilchrist, Linda	66 AAM	45.30
2	Tevis, Maggie H	66 RHMS	44.00
3	Rousseau, Sandi	66 OREG	43.00
4	Pohlmann, Mary M	69 SLAM	40.28
5	Shaps, Ruth Y	66 MAM	37.00
6	Montrella, Beverly J	67 MVN	38.65
7	Rockholm, Ellen J	65 KMAN	41.10
8	Hashimoto, Christine L	66 CMS	43.27
9	Waggoner, Gloria	66 HMS	44.00
10	Casey, Kathrine J	65 PSM	45.96

Heat 6 of 28 Finals

1	Watson, Lisa L	60 GAJA	49.99
2	Powell, Susie W	61 NUTS	44.00
3	Willard, Mimi	60 NUTS	43.24
4	Merryfield, Carol L	63 SMM	42.64
5	Armstrong, Miki	60 MELO	40.00
6	Stengel, Alta F	63 SDSM	41.42
7	Wright, Jill M	63 SAWS	42.93
8	Gillon, Jean W	62 MELO	43.54
9	Brittingham, Regina	62 WCM	47.50
10	Bonis, Susan	60 WMAC	51.78

Heat 7 of 28 Finals

1	Hepworth, Linda	60 RHMS	39.28
2	Lyman, Carolyn B	63 UTAH	38.80
3	De Moss, Sally	61 NBA	36.56
4	Panighetti, Camille A	63 CHIC	36.00
5	Val, Laura B	62 TAM	31.00
6	Guins, Ann H	60 SYSM	33.74
7	Clark, Elizabeth A	60 NBA	36.38
8	Summers, Jeanna	60 OREG	38.20
9	Dougherty, Mindy M	61 MVN	39.00
10	Roth, Debra A	61 CHIC	39.50

Heat 8 of 28 Finals

1	McFarland, Cestjon	53 PSM	46.17
2	NeJaime, Jacqueline A	52 YPAC	45.00
3	Stephenson, Natalie	52 MOVY	44.26
4	Coffee, Cassandra	52 NUTS	42.16
5	Bustamante, Ximena A	54 DAM	42.15
6	Curry, Coleen	53 NBA	43.50
7	Forsy, Lynn M	52 MPM	45.00
8	Cook, Sally A	52 ROSE	46.02
9	Harryman, Roberta M	58 FREM	46.88
10	Baldwin, Susannah R	57 MTRC	50.00

Heat 9 of 28 Finals

1	Nip, Carol J	56 ALB	45.00
2	Nickel, Pattie	55 MSCA	39.00
3	Lambert, Caroline	56 FREM	38.98
4	Boyer, Karen L	58 PCCM	38.18
5	Hines, Mary Anne	56 WMST	37.04
6	Haufler, Susan L	56 MEMO	37.91
7	Saul-Zachau, Joanne	55 LVM	38.63
8	Helmrich, Susan P	58 LNRS	39.00
9	Wildman, Carol J	59 TAOS	42.00
10	Kemp, Cindy D	57 RAMS	45.00

Heat 10 of 28 Finals

1	James, Katy	58 ARIZ	35.24
2	Larson, Linda L	58 SFTL	34.65
3	Kirkpatrick-Reno, Nancy	58 CVMM	34.07
4	Warmuth, Stacey	57 VCM	32.87
5	Andrus-Hughes, Karen	56 OREG	30.90
6	Landers, Patty	57 WCM	32.00
7	Jones, Barbara L	58 MELO	33.30
8	DeMere, Susan D	58 GS	34.10
9	Siegel, Christine L	57 SDSM	35.18
10	Terhorst, Hermine M	55 SRM	36.45

Heat 11 of 28 Finals

1	Steidle, Gwynne A	51 MVN	40.08
2	Cook, Amy M	50 WCM	38.95
3	Anderson, Meredith C	50 MAM	37.80
4	Edwards, Kris E	52 BGWM	36.48
5	Carango, Jennifer	51 SCA	35.72
6	Tiedemann, Elizabeth B	51 BRCM	35.80
7	McNamara, Kathleen A	54 USF	36.92
8	Boileau, Ute C	51 CMS	38.39
9	Chin, Jian	50 FGM	39.15
10	Fabbri, Germana	51 NUTS	41.00

Heat 12 of 28 Finals

1	Cain, Mary M	53 LOM	35.50
2	Garnier, Kathy L	53 CMS	35.31
3	Dewey, Vicky S	52 WCM	35.00
4	Stokes, Karin E	53 NEM	34.49
5	Finley, Ann	51 LAPS	34.00
6	Groselle, Laura L	53 SYSM	34.00
7	Murphy, Karen L	53 WCM	34.50
8	Diddams, Margaret A	52 PSM	35.11
9	Dahl, Lisa A	52 PSM	35.50
10	Sotelo, Sophia S	53 WCM	35.62

Heat 13 of 28 Finals

1	Alvarado, Lillian M	54 GRSC	33.16
2	Bowen, Kris	52 INDY	32.53
3	Kingston, Susan A	51 LAPS	32.00
4	Courtney, Zena H	54 BWAQ	31.64
5	Nowak, Elizabeth A	50 NCMS	30.47
6	Sutherland, Erica	54 NUTS	30.96
7	Bunch, Brigid J	50 ARIZ	31.68
8	Kafka, Heidi	51 IM	32.36
9	Najjar, Ellie S	52 CMS	32.89
10	Kupferberg, Jody Lee	52 UC14	33.39

Heat 14 of 28 Finals

3	Ozun, Toni H	49 LVM	58.00
4	Amaro, Laurie	49 ALB	50.50
5	Halbrook, Kirsten R	45 MAM	42.00
6	Kerley, Lisamarie M	48 ALMA	47.19
7	Machado, Cindy A	48 STAN	51.66
8	Engel, Sandi	47 LOM	1:00.00

Heat 15 of 28 Finals

1	Mortensen, Cheryl L	49 WMAC	37.13
2	Takarabe, Nikki	48 CTM	35.98
3	Sussman, Heidi R	45 CRUZ	35.20
4	Pasterczyk, Christine	47 NEM	35.13
5	Daubersmith, Britta M	48 OREG	35.00
6	Howard, Amy	49 QMST	35.02
7	Driscoll, Heather J	47 LGSR	35.20
8	O'Connell, Gloria J	48 UC07	35.27
9	Connolly, Cindi	49 SMAC	36.35
10	De Somma, Margaret P	46 NUTS	40.00

Heat 16 of 28 Finals

1	Konopka, Beata M	45 CVMM	35.00
2	Goldsmith, Dara	47 LVM	34.84
3	Hall, Julie A	45 WMAC	34.30
4	Donaldson, Deborah L	49 CHIC	34.02
5	Cahill, Janet C	47 RAMS	33.53
6	Damsky, Irene T	48 SDSM	33.90
7	Lein, Brenda S	49 NBA	34.20
8	Stern, Jill P	49 USF	34.50
9	Mikels, M. Heather	45 MVN	34.96
10	Rakotz, Tara	46 SDSM	35.00

Heat 17 of 28 Finals

1	Gass, Melissa	46 NCMS	32.89
2	Schriger, Joan A	49 TOC	32.33
3	Wyers, Terri O	46 DAM	32.00
4	Cox, Juliet E	46 MAM	30.80
5	Monaghan, Ann S	47 JAM	29.00
6	Seavall, Kelly J	45 CMS	30.49
7	Zeljak, Maureen A	46 CMSC	30.87
8	Asch, Jill M	47 OREG	32.01
9	Crino, Heide P	47 CMS	32.80
10	Santos, Debbie M	45 WCM	33.45

Heat 18 of 28 Finals

2	Lialiamou, Eleni	38 MVM	43.00
3	Bostrom, Heather K	36 AAM	41.41
4	Molina, Patricia A	38 CTS	36.00
5	Hellerman, Molly J	37 TOC	36.00
6	Hum, Denise	36 MEMO	41.70
7	Youngs, Sarah	37 MTRC	45.00
8	Sechrist, Amy	43 ALMA	46.86
9	Richardson, Billie C	43 MTMS	49.00

Heat 19 of 28 Finals

1	Farinas, Jennifer R	42 PSM	36.02
2	Hughes, Megan	40 ISMT	35.63
3	Winton, Georgette G	44 FGST	35.59
4	Fox, Michele	44 NEM	34.60
5	Thompson, Amy W	43 TOC	34.18
6	Woolf, Sarah C	43 FGST	34.60
7	Cohen, Kathryn	43 BAM	34.94
8	Noone, Kerrie	43 NEM	35.59
9	McCain, Christy	43 CRUZ	36.00
10	Anderson, Teresa L	43 KMAN	40.00

**2014 Nationwide USMS Spring Nationals
George Haines International Swim Center
Meet Program - Saturday, May 3, 2014**

Heat 20 (#27 Women 50 Yard Backstroke)

1	Ozawa, Megumi	42 MEMO	34.00
2	Dean, Kelly S	42 OREG	33.21
3	Harang, Tracie A	42 AKMS	31.85
4	Saribalas, Amy M	41 NAM	31.35
5	Wetstone, Susan	40 PSM	28.34
6	Davidson, Michelle L	43 GSM	30.06
7	Nicolescu, Andreea C	42 GSB	31.72
8	Hanley, Catherine C	41 WCM	32.95
9	Brakeman, Jennifer	44 MAM	34.00
10	Porter, Jo Ann A	42 SNM	34.14

Heat 21 of 28 Finals

1	Vultaggio, Maisie	39 LVTC	34.91
2	Horvath, Katherine A	39 MVN	34.31
3	Crooks, Marni	35 WCM	34.09
4	Chow, Jackie I	35 DAM	33.99
5	Hill, Hilary A	36 MSCA	33.02
6	Bradley, Sarah	39 PSM	33.50
7	Arata, Melissa E	37 OREG	34.06
8	Turner, Wendy	39 FGST	34.20
9	Arnold, Rebecca E	36 NUTS	34.89
10	Stoner, Stephanie I	39 USF	35.73

Heat 22 of 28 Finals

1	Johnson, Serena H	36 OREG	31.52
2	Stich, Chris S	36 WMAC	30.99
3	Sardella, Stephanie L	36 SMM	30.00
4	Simpson, Adrienne R	39 SCSC	29.41
5	Hyman, Misty D	35 UC48	27.99
6	Inada, Noriko	35 PSCM	29.20
7	Downing, Jennifer	35 NEM	29.89
8	Lovell, Allison	37 CRUZ	30.51
9	Birnie, Tate A	39 SRM	31.35
10	Quattropani, LeeAnne	35 MTMS	31.54

Heat 23 of 28 Finals

1	Lassonde, Kristin	31 ROSE	38.50
2	Flecker, Donita L	31 SMAC	35.48
3	Grolle, Jamie V	30 LVM	35.00
4	Chen, Devon H	33 BAY	33.68
5	Howland, Heather A	33 IM	35.01
6	Marshall, Samantha A	31 SCMC	36.75
7	Bruns, Anneliese C	28 DKTA	36.89
8	Ferro, Claire	25 YSF	34.01
9	Cleverly, Adrienne J	25 CVMM	35.72
10	Nonaka, Sara M	28 USF	38.00

Heat 24 of 28 Finals

1	Stuwe, Evelyn	30 CTM	32.56
2	Ripoll, Megan	30 LVM	31.65
3	Willard, Melissa	34 FGST	30.00
4	Watanabe, Naoko	31 TOC	28.62
5	Holt, Laura	33 TXLA	27.59
6	Finlay, Andrea	34 TSUN	28.61
7	Chance, Danielle R	32 BLU	29.02
8	Brandon, Celeste A	30 BLU	30.29
9	Duhaime, Susan A	31 MICH	32.10
10	Carney, Monica M	31 CRUZ	33.50

Heat 25 of 28 Finals

1	Schramper, Bridgette	28 MM	33.02
2	Alexander, Nancy L	28 CTM	32.78
3	St. Sauveur, Katelyn	25 ARIZ	32.37
4	Pelaez, Cristina D	26 IM	31.90
5	Roach, Erika L	25 WCM	30.46
6	Lee, Alexandra K	26 DAM	31.09
7	Nelson, Katey	26 PRES	32.00
8	Kelso, LeeAnn	26 CHIC	32.69
9	Greer, Margaret R	25 UC38	33.00
10	Beech, Jennifer R	28 MVN	33.46

Heat 26 of 28 Finals

1	Van Erden, Jayme K	28 RMST	30.03
2	Johnston, Emily M	26 ARIZ	29.44
3	Takaki, Carlene A	29 RINC	28.88
4	Hernandez, Sarah M	29 DAM	28.02
5	Raatz, Katherine	25 TOC	26.98
6	O'Donnell-McCarthy, Fiona	27 TOC	27.72
7	Vandam, Kathryn E	29 HOPK	28.88
8	Geehr, Carly	29 FREM	28.95
9	Taylor, Vicki	28 TVM	29.94
10	Pouliot, Nichole D	27 NEM	30.11

Heat 27 of 28 Finals

2	FitzGerald, Erin E	22 PSM	33.61
3	O'Kane, Phoebe	23 ECAM	32.00
4	Nelson, Kyrsten A	21 DKTA	31.53
5	Molinari, Katherine A	24 STAN	31.45
6	Rosas, Rachel	20 SMM	31.50
7	Li, Michelle R	24 ECAM	31.97
8	Coffee, Kayla	21 NUTS	32.07
9	Monsen, Meg	20 PSM	38.18

Heat 28 of 28 Finals

1	Riddle, Katie	19 EBAT	30.50
2	Mazuryk, Lydia	24 WCM	30.00
3	Mangan, Natascha R	24 OREG	29.56
4	Le, Yvonne	24 TEME	29.40
5	Faulkner, Madison M	19 UC33	27.68
6	Cisar, Jamie A	24 MSC	28.84
7	Andrews, Jewelz K	20 NOVA	29.43
8	Oto, Jillian M	20 SMM	30.00
9	Guerrero, Cambridge L	18 LVM	30.00
10	Brink, Opal E	19 QMST	30.69

#28 Men 50 Yard Backstroke

Lane	Name	Age	Team	Seed Time
Heat 1 of 29 Finals				
4	Boscovich, Harold O	71	WCM	49.30
5	McKinley, Howard M	92	TOC	1:17.40
6	Ouchakof, Vladimir I	90	CONN	1:30.00
Heat 2 of 29 Finals				
1	Danielson, Bob D	84	USF	55.20
2	Conkey, Jim	82	SNM	48.22
3	Brown, Donald L	80	WCM	40.00
4	McConnell, Stan	82	UC33	47.00
5	Hathaway, Pierre	83	AAM	54.00
6	Benner, Russell E	88	NOVA	1:08.00
7	Motmans, August	86	AAM	51.00
8	Roudebush, George M	89	PSM	1:05.00
9	Stupfel, Don L	86	SMM	1:10.00

Heat 3 of 29 Finals

2	Smethurst, Everett W	79	NOVA	43.58
3	Rauch, Will	79	LVM	42.00
4	Thayer, George D	78	OREG	39.98
5	Van Horn, William G	75	TOC	36.00
6	Bledsoe, Dennis R	75	WCM	36.50
7	Norris, Robert F	75	DAM	41.27
8	Goldstein, Mel E	75	INDY	42.39

Heat 4 of 29 Finals

2	Campen, Gary	70	PSM	43.66
3	Reid, Walt	73	PSM	41.00
4	Jacoby, Gordon D	70	MAM	41.00
5	Zuur, James	73	TAM	42.93
6	Sanchez, David W	70	CLOV	43.87
7	Humphrys, Michael	60	ARIZ	38.32
8	Durell, Robert	62	ALB	35.69
9	Palmer, Bill	63	MICH	36.00
10	Ahlman, David C	62	WCM	40.00

Heat 5 of 29 Finals

1	Bell, John L	71	SDSM	38.90
2	Boak, Thomas D	70	WMST	36.50
3	Clark, Steve E	70	TOC	36.37
4	Whitley, John K	71	WIND	34.25
5	Burns, Richard	70	TAM	31.00
6	Elder, James E	71	TOC	32.96
7	Walker, Larry	70	SDSM	36.08
8	Straka, Peter	71	FTYM	36.50
9	Raffaelli, Larry L	71	VCM	37.40
10	Carroll, Jim	70	BMST	40.00

Heat 6 of 29 Finals

1	Stone, Brett	65	DAM	44.20
2	Burr, Ken M	69	WCM	44.00
3	Farmer, Michael W	66	ROSE	37.16
4	Reichle, Bill	66	BERK	36.85
5	Pierce, Donald A	68	RHMS	35.66
6	Abbott, William A	67	CMS	36.40
7	Lawrie, Jim	67	SNM	37.00
8	McCarty, Thomas E	68	TOC	38.10
9	Cohen, Jeremy M	65	TEME	44.00
10	Voorhies, Michael W	66	MAM	55.00

Heat 7 of 29 Finals

1	Campbell, John F	66	MVN	35.56
2	Mc Clelland, Mac D	65	MAM	34.70
3	Reid, Joe	65	GAJA	33.99
4	Anderson, Marc S	65	MINN	31.71
5	Wilder, Hugh	66	SRM	29.00
6	Strand, Robert	68	SAWS	31.00
7	Selna, Mike	65	NOVA	32.00
8	Knopf, Thomas H	66	TOC	34.00
9	Jochim, Christian	66	QSS	35.32
10	Voegtlen, Barney	65	PSM	35.64

**2014 Nationwide USMS Spring Nationals
George Haines International Swim Center
Meet Program - Saturday, May 3, 2014**

Heat 8 (#28 Men 50 Yard Backstroke)

1	Blumenthal, Paul D	62 MELO	34.30
2	Sterne, Erik A	61 ROSE	33.45
3	Kahn, Stuart L	60 DAM	32.04
4	Philbrick, Larry K	61 OREG	31.15
5	Williams, Bruce F	60 RICE	30.50
6	Johnson, Clifford H	62 SNM	31.00
7	Landes, Paul H	64 DAM	32.00
8	Lintz, Steve	63 SNM	33.43
9	Nelson, John P	60 JAMM	33.97
10	Foreaker, Don	61 SRM	34.74

Heat 9 of 29 Finals

1	Lukens, Jeffrey	60 MINN	30.00
2	Stanback, John	60 CMS	29.80
3	Mykleby, Geoff L	61 WMAC	29.50
4	Perout, Jeffrey J	61 SYSM	29.30
5	Hannula, David R	60 PSM	28.37
6	Ferroggiaro, Fred	60 TOC	28.67
7	Courtney, Jack W	60 AGM	29.50
8	Wilson, Robert H	63 CAQM	29.50
9	Fochios, Dean T	60 WMAC	29.90
10	Sullivan, James H	61 CVM	30.47

Heat 10 of 29 Finals

2	Shafer, Richard	56 CSTS	42.81
3	Schultz, Wayne	55 HUMM	37.40
4	Higgins, J Thomas	55 UC37	32.78
5	Kubicki, Scott	55 GKMS	32.70
6	Mitchell, Robert W	55 TCC	32.70
7	Zais, Craig A	56 DAM	37.33
8	Wyson, Joseph	57 LVM	39.50

Heat 11 of 29 Finals

1	Gass, Matthew E	56 TCAM	32.43
2	Black, Boyd E	57 IM	31.91
3	Fremont, Robert	55 WIND	30.60
4	Neville, Richard	57 FAST	30.20
5	Leach, Mark D	55 CHIC	29.50
6	Sauer, Jim	57 TXLA	29.72
7	Patocchi, Robert J	58 CMAM	30.31
8	Hendrick, Marty	56 SFTL	30.78
9	Wierema, Dirk	59 UC38	32.30
10	Wagoner, Victor	57 LAPS	32.69

Heat 12 of 29 Finals

1	Sherman, Bill	55 MOVY	29.01
2	Phillips, Mike E	56 WAMS	28.10
3	Graham, Donald	59 PSM	27.94
4	Kone, Bruce C	56 RICE	27.65
5	Klein, Jonathan E	56 NCMS	26.69
6	Shake, Scott D	56 ARIZ	27.01
7	Kammerer, Richard F	56 SWOM	27.90
8	Heath, Robert H	57 MAM	28.06
9	Tallman, Karl G	55 CRUZ	28.50
10	Cooper, Malcolm	57 HIMA	29.50

Heat 13 of 29 Finals

1	Bustillos-Perez, Hector R	45 WCM	52.00
2	Hall, Matt	46 UC38	37.05
3	Cunningham, Geoff T	45 RHMS	32.87
4	Morgan, Christopher J	49 SCSC	40.77
5	Sepanik, Brian J	42 WCM	36.28
6	Moreno, David	44 CTM	30.85
7	Reed, Mitchell W	44 OAK	32.86
8	Wierdsma, David J	53 HTUB	36.66
9	Bickel, Michael	53 KMAN	39.00

Heat 14 of 29 Finals

1	Torgerson, Rob	52 SMAC	33.39
2	White, Mark	51 TSUN	33.00
3	Fischer, James S	50 WMAC	32.00
4	Brancamp, David J	52 SNM	31.32
5	De Cosse, David E	53 CRUZ	31.14
6	Robnett, Truman J	51 VCM	31.16
7	Laudenslager, Greg L	52 RHMS	31.80
8	Wolf, Marlon I	50 NUTS	32.68
9	Henze, John C	50 LOM	33.37
10	Stoll, Kurt A	54 TVM	35.00

Heat 15 of 29 Finals

1	Cortez, Ralph A	51 IAMA	31.00
2	Barker, Douglas C	51 MVN	30.65
3	Miller, Brent D	54 MOVY	30.20
4	Le Vasseur, Andrew P	50 CMS	30.00
5	Keating, Kevin	50 SMAC	29.75
6	Thornton, Cooper	52 CTM	29.90
7	Benner, Tord E	54 NOVA	30.00
8	Nalli, Lyle A	54 PSM	30.40
9	Zoltick, Martin M	51 L4S	31.00
10	Liu, Qiang (Darcy)	52 UC38	31.00

Heat 16 of 29 Finals

1	Tainty, Chris J	54 CRUZ	29.52
2	Birnbrich, Chris L	50 NAM	29.29
3	Frentsos, Paul J	52 TSUN	29.16
4	Allen, Larry W	52 UC38	29.06
5	Neuman, Larry H	51 RAMS	28.63
6	Doyas, Greg R	51 FREM	29.03
7	Taylor, Ron A	53 RPM	29.12
8	Mc Ginley, Patrick B	50 ROSE	29.20
9	Podmajersky, Tom E	50 UCI	29.50
10	Lileikis, Joseph G	51 OCMT	29.64

Heat 17 of 29 Finals

1	Lum, Bryant J	52 VCM	28.31
2	Morris, Richard L	50 NAM	28.00
3	Chan, Andy	51 MELO	27.83
4	Chao, Hector	50 WCM	27.31
5	Rasmussen, Anders M	50 TXLA	25.11
6	Gibson, Dave	53 IM	27.10
7	Jaegers, Al	51 WAMS	27.50
8	Whelchel, David	52 LIB	27.97
9	Power, Scott	51 UC14	28.23
10	Vela, Stanley A	52 NBA	28.50

Heat 18 of 29 Finals

1	Svinterud, Bjorn	47 SBSM	31.77
2	Lewis, Mike J	49 WIND	31.43
3	Wagner, Peter	48 MELO	30.77
4	Branchaud, Jeffrey A	49 MAM	30.25
5	Hoyt, Brian K	47 CMS	30.20
6	Kaelle, John	45 OAM	30.20
7	Wilson, Todd	49 SRM	30.35
8	McSweeney, Brian P	47 USF	31.00
9	Hohn, Chris	45 SBSM	31.62
10	McCarthy, John W	48 LNRS	32.02

Heat 19 of 29 Finals

1	Powell, Steven T	46 LAPS	30.01
2	Hahn, Darek L	47 JAM	29.89
3	Frappia, Robert F	49 HQNV	29.75
4	Meier, Eric	49 MELO	29.50
5	Smith, Stephen M	47 SAC	29.19
6	McComish, John H	48 OREG	29.50
7	Velasco, Tim	47 AAM	29.69
8	Smith, Bryan E	46 PSM	29.85
9	Woehl, Bradley J	45 CSTS	29.90
10	Pehrson, James E	47 SNM	30.05

Heat 20 of 29 Finals

1	Chebotarev, Oleg	45 JAM	28.90
2	Boosin, Michael J	47 OREG	27.22
3	Segal, William N	49 JAM	26.70
4	Tuchler, Jim	49 IM	26.00
5	Gould, Rick	45 STAN	24.00
6	Moran, Marty	47 MINN	25.83
7	Varozza, Mike J	46 TXLA	26.17
8	Shaffer, Mike G	48 VCM	26.94
9	Moore, Eric C	45 OREG	28.58
10	Turk, Joseph E	46 MELO	29.00

Heat 21 of 29 Finals

1	Owens, Chad E	44 CVM	30.01
2	Kaloust, Scott W	44 MELO	29.75
3	Roake, Ash K	42 CRUZ	28.98
4	White, Tobin F	42 DAM	28.65
5	Dietrich, Jim	43 NOVA	28.18
6	Oldershaw, Trevor D	44 UC38	28.53
7	Timko, Kevin A	44 RAA	28.81
8	Parker, Greg	44 ROSE	29.11
9	Rittenberg, Durrell	44 PSM	30.00
10	Webster, Dale W	44 SDSM	30.80

Heat 22 of 29 Finals

1	Barnes, David	40 STAN	27.50
2	Hale, William C	43 ECAM	26.65
3	Sumner, David M	43 MVN	26.00
4	Mc Kay, Matthew G	42 TOC	25.70
5	Davis, Josh	41 EMS	23.99
6	Perkins, Charles M	42 MELO	25.00
7	Wanie, Lee G	40 TOC	26.00
8	Wegner, Dan	42 LVM	26.12
9	Beach, Christopher E	44 NCMJ	26.99
10	O'Mara, Timothy J	42 SNM	27.50

2014 Nationwide USMS Spring Nationals
George Haines International Swim Center
Meet Program - Saturday, May 3, 2014

Heat 23 (#28 Men 50 Yard Backstroke)

1	Davidson, Jeremy S	39 TSUN	34.94
2	Williams, Rich	38 UC12	30.49
3	Kim, Steve	37 ROSE	29.82
4	Clark, Will	36 SCSC	29.10
5	Jackson, Scott J	39 NOVA	28.82
6	Roat, Christopher M	39 STAN	29.02
7	Olsen, Byron	35 OREG	29.68
8	Gwin, Edward R	39 QSS	30.15
9	Sabatini, Greg	38 RPM	30.56

Heat 24 of 29 Finals

1	Slattengren, Cory J	36 SRVM	28.50
2	Mellinger, Jeff R	35 WCM	28.00
3	Cole, David C	38 UC38	27.48
4	Alley, David W	39 TXLA	27.16
5	Counts, Chris	38 LVM	25.12
6	Nakahodo, Sidney	38 NCYM	26.42
7	Flakoll, Jonathan D	39 WCM	27.48
8	Greenwood, Scott C	36 TOC	27.50
9	Milton, Trevis B	36 WLAC	28.34
10	Rodde, Brian L	35 TOC	28.50

Heat 25 of 29 Finals

1	Von Ahsen, John M	27 GERM	54.20
2	Ward, Neil	27 DAMM	28.38
3	Alban, Doug M	27 NBAC	27.71
4	Malasky, Martin E	25 TOC	26.44
5	Gerken, Dustin D	29 NAM	27.26
6	Knox, Mitchell A	27 QSS	28.12
7	Birnbrich, Alex	26 NAM	28.50
8	Maurer, Adrian B	30 CHIC	30.00
9	Burrows, Aaron	32 MELO	30.87

Heat 26 of 29 Finals

1	Pandya, Yatindra	34 SDSM	29.50
2	Wolkowitz, Michael A	32 SCAQ	28.90
3	Holsman, Trent T	33 TOC	27.95
4	Ignatov, Alex	32 FOG	27.00
5	Marshall, Gary N	32 TOC	26.50
6	Blatnik, Jeffrey	34 NOVA	26.85
7	Roper, Matthew D	33 DAM	27.74
8	Simon, Brett N	31 TOC	28.50
9	Alabanza, Charles C	30 ECAM	29.03
10	O'Hern, David C	30 PSM	29.53

Heat 27 of 29 Finals

1	Ferrif, Nick L	25 TOC	26.00
2	Martin, Jason T	28 FREM	25.50
3	Taylor, Jonathan B	26 TOC	25.00
4	Happ, Kevin R	25 NCMS	24.25
5	Watts, Tim R	27 PRES	24.00
6	Gallagher, Kevin C	26 SPRY	24.21
7	Benoit, Matthew	26 TOC	24.90
8	Copeland, William	28 TOC	25.00
9	Bower, Kenny G	26 TOC	25.95
10	Cushing, Alex D	25 TOC	26.00

Heat 28 of 29 Finals

2	Jawad, Jared D	23 ECAM	30.10
3	Altman-Kurosaki, Linus K	24 AGUA	29.13
4	Propersi, Jeffrey D	18 PSM	29.09
5	Posey, Erik B	21 MELO	29.00
6	Morley, Kyle G	20 DUCK	29.00
7	Navarro, Alex	23 SMM	29.13
8	Heinsma, Steven R	19 EBAT	30.00
9	Medeiros, Michael A	21 USF	32.90

Heat 29 of 29 Finals

1	Cheechov, Nick	20 SMM	28.50
2	Huseby, Nick	19 NDSU	27.74
3	Elaziz, Sarp	20 ROSE	27.00
4	Koon, Nolan	24 TOC	24.00
5	Birnbrich, Zachary T	22 NAM	23.68
6	Saeta, Andrew	23 TOC	23.76
7	Ferguson, Kevin	24 TOC	24.77
8	Callan, Kyle R	22 UC38	27.24
9	Sakamoto, Takumi	24 PSCM	28.20
10	Phelan, Cole E	22 PSM	28.67

#29 Women 200 Yard Butterfly

Lane	Name	Age	Team	Seed Time
------	------	-----	------	-----------

Heat 1 of 13 Finals

2	Renshaw, Diane	68 MVM	4:17.65
3	Young, Lydia L	65 CMS	3:52.39
4	Gettling, Janet	65 OREG	3:17.21
5	Pohlmann, Mary M	69 SLAM	3:37.44
6	Thomas-Will, Marji	66 CHIC	4:15.00
7	Diddams, Margaret A	52 PSM	3:27.90
8	Rutherford, Kim A	54 CRUZ	4:10.00

Heat 2 of 13 Finals

1	White, Susan E	71 TCAM	4:57.07
2	Stretch, Nancy	74 TOC	4:20.00
3	Barnea, Daniela	70 STAN	3:28.30
4	Case, Mary Ann	74 ARIZ	4:07.82
5	Hlavacek, Ida M	72 VMST	4:28.95
6	Miller, Jan	75 ARIZ	4:15.00
7	Morton, Judith L	75 WCM	6:14.62
8	Stupfel, Gloria M	87 SMM	6:45.00
9	Callison, Barbara F	81 RINC	5:00.10

Heat 3 of 13 Finals

1	Stanton, Susan G	61 MAM	4:10.00
2	Kaguni, Laurie S	61 MICH	3:50.65
3	Ehrke, Nancy L	60 WMAC	3:40.00
4	Ciraulo, Christie	60 UCLA	3:00.01
5	Val, Laura B	62 TAM	2:30.00
6	Kohn, Catherine K	61 SLAM	2:55.83
7	Welsh, Mary	60 TCAM	3:15.00
8	Kennedy, Aud	61 CRUZ	3:48.10
9	Gill, Kathy M	60 DAM	3:53.00
10	Dawson-Cook, Susan E	51 ARIZ	3:06.91

Heat 4 of 13 Finals

1	Huang, Cathy	59 YPAC	3:30.00
2	Mitchell, Alison A	59 MVN	3:23.33
3	Quinn, Phyllis E	58 TOC	3:15.91
4	Fitzpatrick, Jana B	56 ZEN	3:10.46
5	Sommers, Lorraine	57 ECAM	3:03.10
6	Larson, Linda L	58 SFTL	3:08.72
7	Steil, Tamara R	59 MICH	3:13.68
8	Taylor, Barbara G	59 YCMS	3:20.00
9	Hickel, Jessie J	55 BWAQ	3:25.28
10	Karlin, Olivia	50 WH2O	3:00.65

Heat 5 of 13 Finals

1	Dillan, Gloria	54 PSM	2:56.80
2	Jensen, Sue	53 NEM	2:52.52
3	Russell, Jane E	51 DAM	2:34.22
4	Stuntzner, Denise E	51 OREG	2:29.46
5	Block, Andrea J	52 IM	2:23.33
6	Birnbrich, Beth	50 NAM	2:26.38
7	Delmage, Arlene	51 OREG	2:29.86
8	Brown, Claiborne M	50 FREM	2:38.00
9	Brannon, Peggy C	54 AKMS	2:54.00
10	Lerude, Stephanie	50 SNM	3:00.43

Heat 6 of 13 Finals

1	Lyons, Marie P	46 MTRC	3:45.00
2	Flynn, Maureen E	49 NEM	3:10.30
3	Capen, Tasha	47 MELO	3:00.00
4	Nelson, Sheila	45 SRM	2:48.65
5	Sorensen, Susan	45 SNM	3:00.00
6	Nelson, Debra D	48 MSMA	3:30.00
7	Volz, Kristin R	40 SFTL	3:43.19
8	Framke, Erin C	40 CMS	2:50.55
9	Peroni, Diana H	41 MPM	3:02.66

Heat 7 of 13 Finals

1	Perry, Rebecca R	49 MAM	2:40.63
2	Ditzler, Kristy	49 TXLA	2:39.48
3	Le Febre, Karen J	46 SNM	2:38.26
4	Wyels, Terri O	46 DAM	2:33.00
5	Jolly, Lynn	48 TOC	2:29.48
6	Werner, Haleigh A	45 PSM	2:32.56
7	Tiedemann, Kate A	45 WM	2:33.89
8	Bullock, Sarah A	48 PSM	2:38.35
9	Vanderpoel, Nicole L	49 CMS	2:40.50
10	Asnault, Wendy	45 CHIC	2:47.00

Heat 8 of 13 Finals

1	Rodriguez, Karin	42 WOOD	2:44.01
2	Stuart, Julie	40 GKMS	2:40.08
3	McGowan, Mary K	42 CRUZ	2:30.28
4	Davidson, Michelle L	43 GSM	2:29.93
5	Day, Nadine K	43 INDY	2:14.96
6	Reece, Margaret E	42 WCM	2:26.46
7	Brakeman, Jennifer	44 MAM	2:30.00
8	Phifer, Katy K	40 LVM	2:37.00
9	Beeman, Ashley C	42 CONN	2:41.21
10	Strong, Susan D	42 WCM	2:46.50

**2014 Nationwide USMS Spring Nationals
George Haines International Swim Center
Meet Program - Saturday, May 3, 2014**

Heat 9 (#29 Women 200 Yard Butterfly)			
2	Martinez, Heather J	37 CHIC	2:57.79
3	Wilson, Ann S	39 CRUZ	2:46.00
4	Perez, Sarah M	38 WMAC	2:31.44
5	Kelsey, Jane M	38 LRC	2:17.07
6	Schneider, Erin E	35 WMAC	2:25.01
7	Bracco Comfort, Katie M	38 MELO	2:43.43
8	Belluomini, Melanie C	36 SRM	2:55.00

Heat 10 of 13 Finals			
2	Lassonde, Kristin	31 ROSE	3:15.79
3	Chow, Caroline M	34 MAM	3:05.42
4	Louhichi, Nadia	33 UC59	2:45.44
5	DeLalla, Laurie B	32 CRUZ	3:05.22
6	Conway, Erin M	33 YPAC	3:10.55
7	Stutz, Kathleen J	31 SFTL	3:30.00
8	Ho, Judy	28 ROSE	2:39.69

Heat 11 of 13 Finals			
1	Rempe, Rachel M	31 RHMS	2:43.51
2	Raffaelli, Cori P	30 VCM	2:40.00
3	Liberty, Laurel M	32 LIB	2:26.57
4	Chase, Courtney B	31 TSUN	2:23.35
5	Bernal, Genevieve M	34 WLAC	2:16.82
6	Richardson, Lindsay	34 MICH	2:22.76
7	Bankovich-Mihalik, Bethany	31 1776	2:23.81
8	Gober, Jelena	31 MMA	2:35.00
9	Van Horn, Alaina L	33 L4S	2:42.55
10	Perrotet, Jennifer K	34 NCMS	2:44.00

Heat 12 of 13 Finals			
1	Young, Charley C	26 UCLA	2:30.63
2	Vandam, Kathryn E	29 HOPK	2:20.01
3	Ballenger, Marie A	27 USF	2:20.00
4	Gill, Meg B	29 TOC	2:16.16
5	Modrov, Priscilla A	26 UC04	2:05.51
6	Hintermeister, Julie L	26 GLTR	2:10.23
7	Radecke-Noble, Jennifer D	29 TVM	2:19.00
8	Friend, Jillian T	27 CVMM	2:20.00
9	Baker, Megan E	28 STAN	2:20.04
10	Togias, Anna	28 NOVA	2:32.00

Heat 13 of 13 Finals			
1	Shockey, Kayla	20 UC18	2:28.05
2	Perez, Elisa C	18 WMAC	2:24.00
3	Chan, Andrea Y	22 SMM	2:20.00
4	Emig, Briana J	23 LVM	2:15.00
5	Kastes, Katie C	24 TOC	2:02.99
6	Mangan, Natascha R	24 OREG	2:08.63
7	Burmood, Erica S	22 WIND	2:17.00
8	Murphey, Corey L	24 STAN	2:20.00
9	Curry, Ellen N	19 DAM	2:27.35

#30 Men 200 Yard Butterfly

Lane	Name	Age	Team	Seed	Time
Heat 1 of 19 Finals					
4	Daniels, Larry N	68	MAAC		3:27.00
5	Sulzbach, John F	80	MELO		4:25.20
6	Grohe, William E	80	USF		6:14.55

Heat 2 of 19 Finals				
1	Ronay, Peter E	71	ROSE	3:57.00
2	Shaw, James F	73	RINC	3:22.82
3	Landis, Tom	72	OREG	2:53.22
4	Boggs, Paul T	70	TVM	2:44.00
5	Bergman, John	72	UC30	3:21.10
6	Ralphs, Tony	70	SDSM	3:39.38
7	Fleming, Jack C	78	USF	4:25.47
8	Lauer, William J	79	GKMS	3:30.97
9	Fasbender, Barry A	76	SMM	3:59.03

Heat 3 of 19 Finals				
2	Terusaki, Steven H	60	ALB	3:45.00
3	Yensen, Kermit D	60	OREG	3:00.00
4	Phipps, Tom	60	OREG	2:53.50
5	Kennedy, James B	62	CMAM	2:54.75
6	Bannan, Charles	62	OREG	3:10.00
7	Barton, John M	69	SMM	3:25.00

Heat 4 of 19 Finals				
1	Shaffer, Craig A	67	ARIZ	3:18.91
2	Faust, Leland H	67	TOC	3:12.00
3	Young, Julius W	67	USF	2:48.00
4	Willis, Gregory B	65	LAPS	2:44.39
5	Shestakov, Alek I	65	OAK	2:30.00
6	Baird, Fred C	66	UTAH	2:34.00
7	Rudloff, Edward	66	TOC	2:47.50
8	Anderson, Marc S	65	MINN	3:06.40
9	Saplys, Al	66	MICH	3:13.01
10	Pierce, Donald A	68	RHMS	3:19.89

Heat 5 of 19 Finals				
1	Haufler, Steven E	61	OAM	2:32.50
2	Ferroggiaro, Fred	60	TOC	2:27.99
3	Gilchrist, Donald B	60	NCMS	2:25.00
4	Hamry, Carl J	60	PSM	2:24.27
5	Dodson, Phil L	61	IM	2:18.56
6	Lautman, Scott M	61	BWAQ	2:22.61
7	Bell, Alan	64	PSM	2:25.00
8	Kerns, Hubie	64	VCM	2:27.18
9	Van Nort, Steven	62	LAPS	2:29.51
10	Bernard, Alan D	64	TAM	2:39.01

Heat 6 of 19 Finals				
2	Miller, Jamie A	59	NCMS	4:07.86
3	Clark, David L	56	WMAC	2:59.90
4	Heather, Michael R	59	MVN	2:36.23
5	Lamour, Didier B	57	MINN	2:32.00
6	Glenesk, Mark J	58	KMAN	2:36.22
7	Hoffman, Kevin T	57	CONN	2:40.00
8	Gass, Matthew E	56	TCAM	3:02.03

Heat 7 of 19 Finals				
1	Reed, Clay F	57	CRUZ	2:30.00
2	Drake, Kevin W	57	HIMA	2:26.62
3	Seibt, Andreas K	56	IM	2:20.00
4	O'Brien, Kerry L	57	WCM	2:15.00
5	Sauer, Jim	57	TXLA	2:09.00
6	Evans, Mark E	56	DAM	2:13.03
7	Edwards, Kenneth S	59	UC38	2:19.25
8	Rogers, Randy	55	PSM	2:22.27
9	Weissert, Toby	55	NOVA	2:30.00
10	Smith, Darrell J	57	MINN	2:30.94

Heat 8 of 19 Finals				
3	Jacobs, Vernon E	53	SDSM	2:31.50
4	Dawkins, Douglas R	51	USF	2:28.00
5	Crowe, Kevin J	52	SCAQ	2:30.00
6	Kim, Steve	37	ROSE	2:41.27
7	Camacho, Raymond E	49	WH20	2:52.24

Heat 9 of 19 Finals				
1	Vargas, Daniel	53	ARIZ	2:26.31
2	Dugan, Bob J	52	SCSC	2:25.20
3	Tainty, Chris J	54	CRUZ	2:24.00
4	Yeomans, Scott	50	GSM	2:22.90
5	Phillips, Daniel L	51	PSM	2:22.48
6	Valley, Eric	52	MOVY	2:22.81
7	Dahle, Gene M	54	RAMS	2:23.84
8	Archer, Branch T	54	UC26	2:24.75
9	Dauginas, Joe	51	UC16	2:25.57
10	Ozun, Sabri	50	LVM	2:28.00

Heat 10 of 19 Finals				
1	Mc Ghee, Paul A	52	BAC	2:20.00
2	Nootbaar, Tom T	50	WCM	2:16.38
3	Helgason, Tryggvi	50	SCMC	2:12.00
4	Lydecker, Charles H	50	BLU	2:09.00
5	Phelan, Darren D	50	STAN	2:03.44
6	Munatones, Steven M	51	OWSC	2:07.10
7	Jenkins, Timothy J	52	IM	2:09.50
8	Birnbrich, Chris L	50	NAM	2:15.55
9	Littlefield, Robert A	52	SRVM	2:20.00
10	Kelca, Brian E	53	LAPS	2:20.00

Heat 11 of 19 Finals				
1	Dieterich, David	48	PCCM	2:31.10
2	Oyler, Paul F	48	UC11	2:21.64
3	Canepa, Mark A	49	MAM	2:18.80
4	Wise, Mike	49	CMS	2:15.50
5	Hiltabiddle, Steve	47	1776	2:15.00
6	McGiffin, Chris D	48	BERK	2:15.10
7	Wells, Philippe	45	UC02	2:18.00
8	Edge, Jonathan A	47	SCMC	2:20.63
9	Jones, Kenton R	46	SDSM	2:22.48
10	Lanterman, Scott J	49	MVM	2:35.00

Heat 12 of 19 Finals				
1	Engelskirchen, Adam G	45	TAM	2:14.00
2	Borton, Dan	46	ROSE	2:12.94
3	Finney, Peter C	46	MAM	2:09.13
4	De Boisblanc, Michael W	46	WCM	2:01.01
5	Shaffer, Mike G	48	VCM	1:59.91
6	Brundage, Patrick W	47	UC48	2:00.45
7	Angel, Jorge I	46	TVM	2:05.00
8	Kroupa, Andy S	45	BLU	2:12.04
9	Hopson, Bruce E	48	SLAM	2:13.08
10	Stahl, Stephen A	49	WCM	2:14.91

**2014 Nationwide USMS Spring Nationals
George Haines International Swim Center
Meet Program - Saturday, May 3, 2014**

Heat 13 (#30 Men 200 Yard Butterfly)

1	Hertzler, Keith	40 MEMO	2:40.00
2	Young, Michel F	43 VCM	2:30.00
3	Wen, Patrick J	41 WCM	2:24.54
4	Passos, Andre	40 ROSE	2:22.00
5	Valle, Marc A	40 ARIZ	2:18.95
6	Burks, Robert M	43 SNM	2:20.00
7	Benson, Keith	41 TAM	2:22.01
8	Davis, Caleb	40 LVM	2:25.00
9	Tomson, Farol L	42 GERM	2:34.50
10	Miller, Matt	36 OREG	2:35.18

Heat 14 of 19 Finals

1	Hoftzyer, Ernie	44 DAM	2:12.22
2	Edwards, Dan	40 CMS	2:11.20
3	Carlstrom, Adam T	41 PSM	2:10.32
4	Bird, Clark M	43 MSMA	2:10.00
5	Anderson, Kent A	42 DAM	2:09.10
6	Turk, John P	42 MELO	2:09.11
7	Adj, Tirtto	41 SCSC	2:10.00
8	Lucero, Michael D	43 ROSE	2:10.57
9	Nelson, Kirk	43 PSM	2:11.97
10	Hale, William C	43 ECAM	2:12.40

Heat 15 of 19 Finals

1	Bentley, Orin W	37 TEME	2:21.16
2	Albino, Jorge E	39 SYSM	2:15.54
3	Craig, Justin R	35 FGST	2:09.88
4	Larsen, Carl G	36 WH2O	1:59.67
5	Scalise, Erik L	36 SNM	1:52.91
6	Conway, Adam M	35 TVM	1:58.00
7	Mack, Chris	38 WCM	2:05.00
8	Ash, Jeffrey M	37 NEM	2:10.33
9	Matthews, Jonathan	35 OREG	2:17.99
10	Daene, Markus	35 TVM	2:26.31

Heat 16 of 19 Finals

1	Ray, Scott O	33 MELO	2:27.99
2	Wheeler, Matt O	32 SCSC	2:10.00
3	Mikuni, Aaron J	33 WCM	2:05.00
4	Ryan, Keith	30 SON	2:01.65
5	Santoro, Antonio	31 WLAC	1:54.90
6	Gaines, Billy	33 LVM	1:58.00
7	Bey, Matthew D	30 NAM	2:02.00
8	Nonaka, Andy J	34 WCM	2:09.00
9	Batchelder, John R	33 CMS	2:14.37

Heat 17 of 19 Finals

2	Kaiser, Carl J	26 WMAC	2:30.00
3	Smith, Ben	27 DKTA	2:19.44
4	Berg, Chris	29 WIND	2:18.30
5	Wood, Nick	25 OREG	2:17.20
6	Docken, Steffen S	25 DAM	2:18.21
7	Bertram, Christian	29 SMM	2:19.00
8	Tauber, Peter	29 MAM	2:20.47

Heat 18 of 19 Finals

1	Sagginario, Joseph	25 OWS	2:12.98
2	Smith, David J	26 CMS	2:12.00
3	Koerten, Brett J	28 STAN	2:10.99
4	Eilath, Adam D	26 USF	2:05.43
5	Nilsson, Eric T	26 NEM	1:49.77
6	Mullen, Gary John	28 SCSC	2:00.00
7	Yntema, Douwe	25 TOC	2:06.63
8	Arndt, Matthew E	29 NOVA	2:11.06
9	Bullock, Ryan D	29 LAPS	2:12.00
10	Rosales Yopez, Jose R	28 MINN	2:16.58

Heat 19 of 19 Finals

1	Sanchez, Ralph	23 ROSE	2:24.00
2	Guido, Christopher J	22 DAM	2:10.66
3	Randall, Montana M	20 WCM	2:06.69
4	Lin, Curtis	23 WCM	1:58.09
5	Montgomery, Payne M	23 ARIZ	1:51.58
6	Hong, Arthur	22 STAN	1:57.00
7	Simoni, Evan V	24 TOC	2:01.01
8	Rosbach, Alexander S	23 DAM	2:09.12
9	Thomas, Michael	21 LAMV	2:17.80



Aqua Therapy Chlorine-Out Hair & Skin Care



good luck

refresh with

complimentary

TRISWIM JUGS in

locker room showers

to all USMS

participants!

look for an **anti-fog/cleaning**
FOGGIES Wipe in your **race bag!**
(keep the wipe airtight for multiple uses)



Anti-Fog Cleaning Towelettes



Anti-Chafe Continuous Spray Skin Lubricant



store locations :: www.sbrsportsinc.com

shampoo :: conditioner :: body wash :: lotion

Day 4 – Sunday, May 4

Warm-up

6:30 a.m.-7:45 a.m.

Check-in Deadline for Day 4

The 500 freestyle, 200 Freestyle, and 200 IM are positive check-in events. Check-in may be done in person at the registration area or online at usms.org.

Sun., May 4	500 freestyle (men)	7:00 a.m.
	200 freestyle 200 IM	9:00 a.m.

PLEASE NOTE:

If you do not check in by the deadline, you will not be seeded; there are no exceptions.

Meet Start Time

8:00 a.m.

Women	Event	Men
	500 freestyle (men)	34
30 minute warm-up in competition pool		
35	200 mixed medley relay	35
37	50 breaststroke	38
39	100 backstroke	40
41	200 freestyle	42
43	50 butterfly	44
45	200 IM	46

2014 Nationwide USMS Spring Nationals
George Haines International Swim Center
Psych Sheet - Sunday, May 4, 2014

#34 Men 500 Yard Freestyle										
Name	Age	Team	Seed Time							
18-24				17 Saito, Blaine G	32 TSUN	7:28.97	17 O'Dell, Rick	46 BLU	5:30.00	
1 Ward, Lee D	20 WCM	4:29.10	35-39	1 Kiedel, Michael	38 SMM	4:52.00	18 Vaughn, David R	49 VMST	5:30.00	
2 Harding, Cole	18 OREG	4:57.52	2 Gilman, Matthew B	37 STAN	4:57.00	19 Lewis, Mike J	49 WIND	5:30.56		
3 Jezek, Jacob J	20 LVM	5:00.00	3 Alley, David W	39 TXLA	4:58.14	20 Winter, Doug	45 PSM	5:34.49		
4 Guido, Christopher J	22 DAM	5:05.21	4 Albino, Jorge E	39 SYSM	5:06.18	21 Coates, Ed M	48 TXLA	5:37.68		
5 Rossbach, Alexander S	23 DAM	5:12.17	5 Gallagher, Jose-Luis	37 L4S	5:08.84	22 Bessire, Brent	45 NCMJ	5:38.42		
6 Chang, Wayland	21 USF	5:18.25	6 Larsen, Carl G	36 WHZO	5:10.66	23 Waldron, Edward C	47 CVMM	5:49.27		
7 Oreizi, Justin D	24 DUCK	5:30.00	7 Foster, Ryan F	38 WIND	5:12.75	24 Candela, Joseph V	47 LVM	5:55.00		
8 Moy, Kevin R	22 STAN	5:30.99	8 Ash, Jeffrey M	37 NEM	5:15.66	25 Hahn, Darek L	47 JAM	5:59.90		
9 Rhodes, Kevin R	21 DUCK	5:38.56	9 Doucet, Douglas C	38 NEM	5:16.36	26 Thomas, Uwe	48 QSS	6:00.00		
10 Adams, Arthur D	22 WCM	5:58.52	10 Gallagher, Douglas J	38 AGUA	5:20.00	27 Messner, Timothy P	46 FGST	6:25.64		
11 Cheechov, Nick	20 SMM	6:00.00	11 Miller, Matt	36 OREG	5:35.05	28 Whitehead, Michael L	49 ROSE	6:32.06		
25-29				12 Matthews, Jonathan	35 OREG	5:36.15	29 Tiedemann, Arthur R	48 WM	6:37.00	
1 Nilsson, Eric T	26 NEM	4:29.46	13 Hatch, Eric	39 CMS	5:36.40	30 King, Brian V	47 SBM	6:39.00		
2 Sanchez, Carlos F	27 SMM	4:52.00	14 Scott, Chad	39 LIB	5:38.00	31 Hassan, Mazen K	46 CVMM	6:39.06		
3 Alders, Alec	25 ROSE	4:56.02	15 Lantry, Todd	38 OREG	5:40.00	32 Colety, Brian	47 NBA	6:40.00		
4 Sollom-Brotherton, Noel E	27 SRVM	5:01.76	16 Raffaeli, Ryan L	37 NEM	5:46.19	50-54				
5 Altman-Kurosaki, Jonas Y	25 AGUA	5:06.00	17 Crooks, Alex	38 OREG	6:00.00	1 Rodrigues, Gerry A	51 T-26	4:55.50		
6 Smith, David J	26 CMS	5:06.00	18 Donlon, Kevin H	35 USF	6:00.00	2 Phelan, Darren D	50 STAN	4:56.21		
7 Winkler, Gates R	25 MVM	5:06.00	40-44				3 Vela, Stanley A	52 NBA	5:08.00	
8 Bullock, Ryan D	29 LAPS	5:10.00	1 Hursty, Peter S	41 OCMT	4:59.13	4 Autissier, Patrick	51 NEM	5:10.00		
9 Evans, Ryan V	28 SNM	5:10.00	2 Wegner, Dan	42 LVM	5:00.00	5 Nalli, Lyle A	54 PSM	5:12.00		
10 Benoit, Matthew	26 TOC	5:10.10	3 Selinger, Ili R	40 WCM	5:00.00	6 Scannell, Michael G	50 ROSE	5:12.50		
11 Rosales Yepez, Jose R	28 MINN	5:11.02	4 Niemi, Matthew G	40 USF	5:03.10	7 Blichfeldt, Tore	50 UC44	5:14.63		
12 Singleton, Marcus G	25 UTAH	5:11.32	5 Nelson, Kirk	43 PSM	5:03.22	8 Jackson, Keith	51 FGST	5:15.00		
13 Berg, Chris	29 WIND	5:12.75	6 Hoftzyer, Ernie	44 DAM	5:09.97	9 Baker, John	51 SMM	5:15.00		
14 Kaiser, Carl J	26 WMAC	5:15.00	7 Bird, Clark M	43 MSMA	5:10.00	10 Mc Cracken, Bill	52 TVM	5:16.12		
15 Leimkuhler, Kyle T	26 MVM	5:18.13	8 Anderson, Ryan C	40 PTCO	5:10.31	11 Yeomans, Scott	50 GSM	5:16.90		
16 Edwards, John J	28 WCM	5:19.35	9 Lucero, Michael D	43 ROSE	5:15.01	12 Birnbrich, Chris L	50 NAM	5:20.20		
17 Butz, Jeremy R	25 AGUA	5:20.00	10 Fahlen, Mark T	42 MAAC	5:18.13	13 Phillips, Daniel L	51 PSM	5:24.26		
18 Yntema, Douwe	25 TOC	5:20.00	11 Connolly, Darrin T	42 BAY	5:25.00	14 Richardson, Terry	53 ARIZ	5:25.20		
19 Alban, Doug M	27 NBAC	5:20.60	12 Chapman, John F	43 CRUZ	5:30.00	15 Pfaltzgraff, Mark	52 WMAC	5:28.40		
20 Hochstrasser, James B	29 QUAC	5:20.65	13 Passos, Andre	40 ROSE	5:30.66	16 Valley, Eric	52 MOVY	5:28.46		
21 Rudloff, Christian E	26 TOC	5:21.09	14 Butcher, Rob	41 SYSM	5:31.41	17 Lileikis, Joseph G	51 OCMT	5:29.68		
22 Cirone, Nicholas A	25 UC38	5:24.50	15 Vocke, Joe	43 NAM	5:32.26	18 Kintner, Avery C	52 MVN	5:30.00		
23 Martin, Matthew J	28 ROSE	5:25.10	16 Burks, Robert M	43 SNM	5:35.00	19 Keck, Mike	54 TOC	5:30.00		
24 Gerken, Dustin D	29 NAM	5:26.00	17 Muir, Scott	40 SNM	5:38.34	20 De Cosse, David E	53 CRUZ	5:30.87		
25 Bertram, Christian	29 SMM	5:27.00	18 Villarete, Andy D	42 UC33	5:40.00	21 Dauginas, Joe	51 UC16	5:31.28		
26 Dantas-McCutcheon, Matt	25 L4S	5:50.00	19 Reed, Mitchell W	44 OAK	5:40.13	22 Remmert, Greg A	51 WCM	5:31.88		
27 Aicardi, James A	26 TOC	6:30.05	20 Abersold, Glenn	41 TVM	5:45.00	23 Bosley, Douglas M	51 NEM	5:35.40		
30-34				21 Moore, Scott R	41 MOVY	5:55.00	24 Brancamp, David J	52 SNM	5:36.37	
1 Gaines, Billy	33 LVM	4:50.00	22 Rittenberg, Durrell	44 PSM	5:55.00	25 Bennett, Michael L	53 CRUZ	5:38.22		
2 Nonaka, Andy J	34 WCM	4:55.00	45-49				26 Archer, Branch T	54 UC26	5:38.34	
3 Ryan, Keith	30 SON	4:57.40	1 Unruh, Steven L	47 NITR	4:55.99	27 Mehech, Maximiliano C	52 SCSC	5:40.00		
4 Girard, Alex J	31 CMS	4:58.68	2 Shaffer, Mike G	48 VCM	4:59.86	28 Powers, Robert M	50 AAM	5:40.50		
5 Swick, John T	30 ARIZ	4:59.33	3 Valdivia, Ricardo J	49 GRSC	5:00.47	29 Bathey, Tony E	50 WIND	5:44.88		
6 Benishek, Mark A	32 PSM	5:02.89	4 Erwin, Jeff T	49 SAWS	5:03.92	30 Turek, Paul J	50 WCM	5:45.90		
7 Roper, Matthew D	33 DAM	5:06.07	5 Hobson, Chip L	46 SNM	5:05.00	31 Cook, Doug J	51 WCM	5:48.50		
8 Grisham, Kyle J	31 SAWS	5:09.00	6 Wise, Mike	49 CMS	5:06.60	32 Washburne, Brent C	52 OREG	5:51.74		
9 Santoro, Antonio	31 WLAC	5:10.20	7 Chebotarev, Oleg	45 JAM	5:10.00	33 Sfingi, John A	50 MVMS	5:52.58		
10 Lemke, Zebnon J	33 AAM	5:20.00	8 Edge, Jonathan A	47 SCMC	5:10.63	34 White, Mark	51 TSUN	5:55.00		
11 Wheeler, Matt O	32 SCSC	5:20.00	9 Collins, Michael D	48 NOVA	5:18.72	35 Thomas, Ken	52 CSTS	5:57.00		
12 Mikuni, Aaron J	33 WCM	5:20.00	10 Oeler, Kurt	47 TOC	5:19.00	36 Ozun, Sabri	50 LVM	6:00.00		
13 Brown, Adam R	33 ELG	5:24.40	11 Lichtenwalter, Brian J	47 CRUZ	5:20.00	37 Sheeper, Tim K	50 MELO	6:00.05		
14 Batchelder, John R	33 CMS	5:28.57	12 McGiffin, Chris D	48 BERK	5:20.11	38 Dowd, B Gil	51 TOC	6:01.00		
15 O'Hern, David C	30 PSM	5:54.54	13 Schab, Barry T	46 CLOV	5:20.65	39 Schmidt, Jeff V	50 MOVY	6:05.74		
16 Chase, Ryan	33 TSUN	6:34.52	14 Gogulski, David H	45 NITR	5:25.44	40 Holtzman, Steven C	50 LNRS	6:10.00		
				15 Kroupa, Andy S	45 BLU	5:28.00	41 Nageotte, James K	53 ALB	6:40.00	
				16 Snyder, Daniel B	46 LGSR	5:28.46	42 McNair, Samuel	51 UC15	6:41.08	
								43 Bickel, Michael	53 KMAN	7:00.90

**2014 Nationwide USMS Spring Nationals
George Haines International Swim Center
Psych Sheet - Sunday, May 4, 2014**

55-59...(#34 Men 500 Yard Freestyle)

1	Shake, Scott D	56 ARIZ	5:11.00
2	Evans, Mark E	56 DAM	5:15.71
3	Havlik, John R	55 UC14	5:18.21
4	Tallman, Karl G	55 CRUZ	5:20.00
5	Seibt, Andreas K	56 IM	5:25.00
6	Brenner, Bill	55 SYSM	5:28.25
7	Dunn, Joe S	56 SRM	5:30.03
8	Kenny, Daniel B	56 SMM	5:45.93
9	Hale, Dave	58 SRM	5:50.00
10	Bernstein, Josh B	57 MAM	5:58.00
11	Sorg, Jack H	57 MVM	6:00.00
12	Robert, David W	58 BAM	6:01.76
13	Sheahan, Dan	56 VMST	6:02.88
14	Zubrod, Stephen C	59 CGCC	6:07.77
15	Glenesk, Mark J	58 KMAN	6:15.00
16	Fuller, Brad L	57 ROSE	6:45.00
17	Otto, Joseph N	55 DAM	7:00.00
18	Ferko, Christopher A	56 ARIZ	8:16.10

60-64

1	Mc Conica, Jim	63 VCM	5:16.44
2	Townsend, Scott	60 LVM	5:25.50
3	Clemmons, Jim	64 MAM	5:34.50
4	Dodson, Phil L	61 IM	5:37.84
5	Van Nort, Steven	62 LAPS	5:39.33
6	Gruber, Glenn A	64 VCM	5:39.46
7	Bell, Alan	64 PSM	5:40.00
8	Hamry, Carl J	60 PSM	5:44.02
9	Modjeska, Mark E	61 ARIZ	5:48.53
10	Mc Caffery, Michael G	60 TOC	5:50.00
11	Sherrill, Mike	64 TOC	5:50.00
12	Stevens, Craig W	61 1776	5:51.00
13	Blumenthal, Jeffrey S	60 IM	5:55.55
14	Lautman, Scott M	61 BWAQ	5:55.61
15	Bell, Gordon E	61 WCM	6:00.00
16	Foreaker, Don	61 SRM	6:07.00
17	Phipps, Tom	60 OREG	6:07.71
18	Rosen, Robert A	64 CVMM	6:10.15
19	Ryan, James	61 GSM	6:11.99
20	Sweeney, James S	60 SMM	6:12.11
21	Virtue, Paul A	62 USF	6:13.95
22	Yensen, Kermit D	60 OREG	6:15.00
23	Deacon, Ted S	64 DAM	6:20.00
24	Scheff, Jonathan	61 WIND	6:23.96
25	Small, Stephen A	61 UC38	6:26.49
26	Kendrick, Jim A	61 PSM	6:28.00
27	Durell, Robert	62 ALB	6:33.00
28	Goldman, John D	64 MELO	6:40.00
29	Carew, Michael P	64 OREG	6:44.25
30	Lalanne, Kenneth L	60 MAM	7:30.00
31	Moore, Michael W	63 USF	7:40.00
32	Legaspi, Adrian	61 GRSC	7:55.59
33	Brown, Paul P	63 ELG	8:17.97

65-69

1	Shestakov, Alek I	65 OAK	5:46.93
2	Wilson, Joel R	65 CRUZ	5:50.00
3	Davis, Don M	69 RHMS	5:57.50
4	Baird, Fred C	66 UTAH	6:02.00
5	Rudloff, Edward	66 TOC	6:02.90
6	McColly, Michael	68 PSM	6:10.00

7	Willis, Gregory B	65 LAPS	6:18.09
8	Jester, Mal	65 WCM	6:20.00
9	Brenner, Gary R	66 SMM	6:29.00
10	Knuth, Clark A	65 WMAC	6:34.95
11	Ashford, Wes	65 PCCM	6:40.00
12	Burson, William W	69 CMS	6:45.00
13	Daniels, Larry N	68 MAAC	6:45.00
14	Gleser, Robert A	68 CMS	6:46.00
15	Reichle, Bill	66 BERK	6:46.59
16	Faust, Leland H	67 TOC	7:11.50
17	Woodruff, Michael	68 BAM	7:24.34
18	Farmer, Michael W	66 ROSE	7:49.20
19	Kilz, Raymond J	66 MVN	8:00.00

70-74

1	Landis, Tom	72 OREG	6:04.48
2	Willert, Dan T	71 WCM	6:35.50
3	Ralphs, Tony	70 SDSM	6:51.05
4	Walker, Joseph R	72 SNM	7:04.03
5	Carey, George L	71 UC33	7:11.34
6	Colonnese, Michael A	70 MVN	7:15.00
7	Raffaelli, Larry L	71 VCM	7:15.00
8	Mc Carthy, Raymond M	70 CRUZ	7:45.00
9	Michael, Martin D	70 MELO	7:45.00
10	Goldbas, Mervyn E	71 SFTL	7:58.58
11	Wood, Craig A	73 ETEX	8:35.00
12	Cannan, Patrick	73 NCMJ	8:45.00
13	Bakke, Peter L	72 BAM	9:25.59

75-79

1	Gallagher, Drury J	75 XCEL	6:54.00
2	Lauer, William J	79 GKMS	7:15.19
3	Rauch, Will	79 LVM	8:00.00
4	Lane, Ed V	75 WCM	8:03.10
5	Norris, Robert F	75 DAM	8:17.58
6	Blake, William V	77 MOST	8:20.00
7	Thomas, Nate	76 ZEN	9:30.67
8	Braly, Mark	78 DAM	12:00.24

80-84

1	Radcliff, David A	80 OREG	6:20.46
2	Mayo, Robert W	80 WCM	8:50.00
3	Beach, Robert E	83 SPM	9:15.00
4	Mullins, Stephen M	81 IM	9:30.00
5	Conkey, Jim	82 SNM	9:34.15
6	Grohe, William E	80 USF	9:59.18

90-94

1	Larson, E Ole	93 NCMS	11:55.76
---	---------------	---------	----------

2014 Nationwide USMS Spring Nationals
George Haines International Swim Center
Meet Program - Sunday, May 4, 2014

#37 Women 50 Yard Breaststroke				
Lane	Name	Age	Team	Seed Time
Heat 1 of 28 Finals				
4	Hirsch, Ann M	83	WCM	53.00
5	Cafferata, Gail L	65	CHIC	57.20
6	Iwamoto, Mizuho	66	DAM	1:05.77
Heat 2 of 28 Finals				
2	Caso, Susie A	67	MAM	52.23
3	Hill, Marcia M	69	WCM	49.82
4	Hornof, Kristine T	66	DAM	49.97
6	Haworth, Joyce M	76	WCM	1:01.58
7	Williams, Anne H	75	SDSM	46.08
8	Leilich, Joann	75	WMST	41.00
9	Jaffe, Kristin N	76	SLN	47.60
10	Fasbender, Alice J	75	SMM	1:18.00
Heat 3 of 28 Finals				
1	Olson, Jeannine E	74	RINC	1:04.58
2	Dillon Stewart, Jane E	71	WMAC	55.32
3	Carroll, Glenda G	70	TAM	53.30
4	Sike, Ilona J	73	UC44	48.00
5	Barnea, Daniela	70	STAN	43.20
6	Todd, Diana F	70	SNM	45.42
7	Densmore, Ann	72	NEM	53.30
8	Stretch, Nancy	74	TOC	55.00
9	Whiter, Peggy S	70	OREG	55.61
10	Schwartz, Dee A	74	DOT	1:28.38
Heat 4 of 28 Finals				
1	Conkey, Nancy	69	SNM	48.15
2	Christenson, Candy J	67	WMAC	46.49
3	Dillon, Sally A	67	PSM	45.18
4	LeClercq, Toni M	66	PSM	43.27
5	Gettling, Janet	65	OREG	40.59
6	Carruthers, Kate M	65	PSM	41.47
7	Waggoner, Gloria	66	HMS	44.25
8	Smith, Diane G	69	CVMM	45.60
9	Hashimoto, Christine L	66	CMS	46.77
10	Coholan, Annette M	66	RHMS	49.48
Heat 5 of 28 Finals				
2	Reyda, Angel	63	ALMA	1:35.00
3	Bonis, Susan	60	WMAC	50.83
4	Cambra-Brungard, Jeanne	62	LOM	46.12
5	Rutherford, Lynn Y	60	SBM	45.10
6	Kennedy, Aud	61	CRUZ	46.01
7	Rothrock, Gretchen A	64	WCM	46.93
8	Lay, Jo	62	ALMA	1:15.00
Heat 6 of 28 Finals				
1	Seaton, Jessica W	61	WH2O	43.00
2	Smith, Patty	61	SCAC	42.03
3	Clark, Elizabeth A	60	NBA	40.17
4	Ogier, Danielle	61	GOLD	38.71
5	Rosener, Karen K	60	CMS	37.20
6	Jaunzeme, Andra	61	WH2O	37.50
7	Girard, Mikey G	60	ARIZ	39.90
8	Alexander, Martha A	64	WCM	40.32
9	Meteyer, Beverly B	60	LVM	42.90
10	Ehrke, Nancy L	60	WMAC	44.79
Heat 7 of 28 Finals				
2	Duane, Debbie	59	ARIZ	47.58
3	Mangan, Martina G	55	OREG	45.00
4	James, Katy	58	ARIZ	41.74
5	Breen, Barbara L	55	MELO	41.60
6	Nash, Betsy	58	LOM	41.67
7	Zappone, Peggy L	55	PSM	43.01
8	Marnell, Mary	57	WCM	45.98
9	Appel, Pamela J	57	WCM	48.44
Heat 8 of 28 Finals				
1	Grilli, Tracy L	57	NEM	40.94
2	Feeley, Louise S	55	MELO	40.23
3	Siegel, Christine L	57	SDSM	40.08
4	Chapman, Linda	58	PSM	39.57
5	Steil, Tamara R	59	MICH	39.46
6	Dolan LaMar, Diana	56	SDSM	39.50
7	Haynie, Dee A	59	TOC	40.00
8	Buchanan, Linda A	56	DAM	40.17
9	Finch, Merry B	59	YCMS	40.30
10	Marshfield, Ann K	55	O*H*	41.21
Heat 9 of 28 Finals				
1	Van Cleave, Julie M	55	WMAC	38.78
2	Terhorst, Hermine M	55	SRM	38.55
3	Osborn, Ahelee Sue M	56	LNRS	37.00
4	Berg, Tonya K	55	PSM	36.60
5	Mareb, Karen M	55	NEM	34.77
6	Estel, Beth A	58	NEM	35.40
7	Ayoob, Laurie E	57	LAPS	37.00
8	Brault, Danielle	58	VIC	37.24
9	Wheeler, Barbara C	57	TAM	38.66
10	Kirkpatrick-Reno, Nancy	58	CVMM	39.33
Heat 10 of 28 Finals				
1	Yurtseven, Lale	48	ALMA	1:00.00
2	Panini, Lucia	45	ECYM	55.00
3	Kubota, Masako	47	SCSC	44.71
4	Autissier, Anne-Cecile	49	NEM	43.38
5	Kerley, Lisamarie M	48	ALMA	54.00
6	Amundsen, Natalie A	48	CSTS	55.00
7	Nachtigal, Janet C	52	ALMA	52.43
8	Slonski, Jenny	54	FGST	46.36
9	Dibley, Allison M	52	WCM	48.65
10	Fatemi, Fariba	50	SMM	57.00
Heat 11 of 28 Finals				
1	Griffin, Linda C	53	MELO	45.00
2	Indaco, Birgitta	54	FREM	43.41
3	Shaver, Anne K	51	RHMS	42.00
4	Roose, Lynn R	50	IM	41.38
5	Shepard, Elizabeth	53	UC54	40.36
6	Tillmann, Janeil J	52	KMAN	40.74
7	Garnier, Kathy L	53	CMS	41.66
8	Steidle, Gwynne A	51	MVN	42.80
9	Upton-Bracey, Stacey	52	BSCM	43.51
10	Rodriguez, Nancie	52	CTM	45.15
Heat 12 of 28 Finals				
1	Tiedemann, Elizabeth B	51	BRCM	40.12
2	Seitz, Chris A	51	TVM	40.00
3	Stokes, Karin E	53	NEM	39.62
4	Vincent, Nancy C	54	OREG	39.39
5	Lewczyk, Leslie E	51	NBA	39.19
6	Goldberg, Claudette	54	USF	39.37
7	Anderson, Julie	50	WMAC	39.57
8	Toner, Karlin	52	GMUP	39.71
9	Ward, Debbie L	51	WCM	40.00
10	Dillan, Gloria	54	PSM	40.30
Heat 13 of 28 Finals				
1	Alvarado, Lillian M	54	GRSC	38.13
2	Hunt, Allison	50	ALMA	37.61
3	Campbell, Ellen A	51	CMS	37.42
4	McCleary, Jackie L	50	LGSR	37.00
5	Sotelo, Sophia S	53	WCM	36.69
6	Gregory, Ellen D	50	INDY	36.78
7	Schoenneman, Lisa L	51	CVMM	37.00
8	Dodd, Dina	50	NSA	37.49
9	Cagigas, Debbie	52	EBAT	38.06
10	Weinman, Michal Sue	50	DAM	38.21
Heat 14 of 28 Finals				
1	Voss, Julie E	50	PSM	36.47
2	Kuwahara, Lisa K	51	UTAH	35.69
3	Hafner, Hilary R	54	SRM	35.50
4	Crouch, Kim	52	CMS	33.88
5	Nowak, Elizabeth A	50	NCMS	32.25
6	Macdonald, Sarah I	54	VIC	33.00
7	Dawson-Cook, Susan E	51	ARIZ	35.33
8	Groselle, Laura L	53	SYSM	35.50
9	Morison, Elaine I	54	WCM	36.30
10	Dahl, Lisa A	52	PSM	36.50
Heat 15 of 28 Finals				
1	Conner, Mary M	47	WCM	42.03
2	Bertolone-Smith, Claudia M	49	CVM	42.00
3	Nates, Kristin	47	WMST	40.01
4	Watanabe, Loree H	49	ECYM	39.90
5	Jeong, Michelle M	45	USF	39.66
6	Greene, Dana M	45	NCMS	39.66
7	Hurt, Liz	49	MEMO	39.99
8	Millstein, Roberta L	48	DAM	41.39
9	Parks, Karen E	48	MELO	42.00
10	Crow, Joan A	49	DAM	42.41
Heat 16 of 28 Finals				
1	Sussman, Heidi R	45	CRUZ	39.60
2	Soe, Jeanette G	49	ALMA	39.44
3	Connolly, Cindi	49	SMAC	39.03
4	Simpson, Lisa M	49	SDSM	38.88
5	Crino, Heide P	47	CMS	38.03
6	Sullivan, Suna	47	PSM	38.44
7	Worthman, Catha A	45	ALB	39.00
8	Bathey, Liane	46	WIND	39.40
9	Barry, Robin B	47	LVM	39.56
10	Phalen, Jennifer R	49	DAM	39.63

**2014 Nationwide USMS Spring Nationals
George Haines International Swim Center
Meet Program - Sunday, May 4, 2014**

Heat 17 (#37 Women 50 Yard Breaststroke)

1	Goldberg, Michelle L	45 DAM	37.43
2	Rapuano, Lisa O	48 NBAC	37.22
3	Johansson, Hanna L	47 PSM	36.91
4	Weiderman, Jennifer	47 CVMM	36.34
5	Elson, Denise E	45 TVM	35.90
6	Levy, Karen D	45 MELO	36.08
7	Chessen, Christine	47 TOC	36.34
8	Smith, Liesl G	49 IM	36.93
9	Bulman, Robin A	48 SRM	37.35
10	Esparza, Deena	49 SCA	37.88

Heat 18 of 28 Finals

1	Santos, Debbie M	45 WCM	35.45
2	Simmons, Cheryl A	47 ROSE	35.09
3	Asch, Jill M	47 OREG	34.96
4	Cleven, Detra R	45 BSCM	34.20
5	Gelman, Kathryn E	49 STAN	32.00
6	Hill, Laurel S	45 ARIZ	32.39
7	Jurey, Mary K	47 TXLA	34.85
8	Seavall, Kelly J	45 CMS	35.00
9	Hall, Julie A	45 WMAC	35.10
10	Donaldson, Deborah L	49 CHIC	35.52

Heat 19 of 28 Finals

3	Hauser, Sarah	36 LNRS	41.00
4	Menozzi, Elizabeth	36 UC38	38.16
5	Piggott, Emma	39 SDSM	39.01
6	Belluomini, Melanie C	36 SRM	45.00
7	Yip, Debi	44 MVM	50.00
8	Richardson, Billie C	43 MTMS	56.00

Heat 20 of 28 Finals

1	Gilkyson, Renate	43 CSTS	39.10
2	Kircalioglu, Gamze	43 ROSE	38.90
3	Khalil, Heidi G	43 ROSE	38.80
4	Sheridan, Christina T	40 MVM	38.50
5	Duggan, Karen L	43 WCM	38.00
6	Hunt, Annette	43 CRUZ	38.42
7	Patrick, Wendy	41 MEMO	38.70
8	Thorp, Kate	44 MPM	38.88
9	Voight, Tina M	44 BAY	38.90
10	Scott, Bea	44 LGSR	39.10

Heat 21 of 28 Finals

1	Haberstich, Carrie	42 IM	37.96
2	Keith, Lisa	44 PSM	37.34
3	Rodriguez, Karin	42 WOOD	37.01
4	Wetstone, Susan	40 PSM	36.85
5	Kelly, Katie	44 NBA	36.44
6	Wegner, Karin M	41 LVM	36.73
7	Hughes, Megan	40 ISMT	37.00
8	Framke, Erin C	40 CMS	37.05
9	Bryant, Lynn	41 USF	37.67
10	Reiss, Natasha	44 WIND	38.00

Heat 22 of 28 Finals

1	Blessing, Leigh Ann	44 TCAM	36.00
2	Straley, Jennifer E	43 ROSE	35.99
3	Condor-Fisher, Sarah P	42 MACS	33.76
4	Goodale, Rainy M	44 NEM	32.56
5	Legaspi, Kelly A	42 GRSC	30.69
6	Schaetz, Trina R	41 WMAC	31.00
7	Tomac, Jayna M	42 OREG	32.80
8	Eldridge, Beth	44 MOVY	33.88
9	Coleman, Jen A	42 LOM	36.00
10	Moorhead, Amy J	42 PSM	36.24

Heat 23 of 28 Finals

1	Kjellberg, Ulrike S	38 NEM	36.27
2	Arnold, Rebecca E	36 NUTS	36.06
3	Richards, Ericka L	36 SRM	33.53
4	Lee, Jodi L	36 CMS	32.83
5	Glenn, Katie	37 STAN	28.48
6	Downing, Jennifer	35 NEM	32.34
7	Perez, Sarah M	38 WMAC	33.25
8	Limke, Tobi L	39 NBAC	33.96
9	Kramer, Stephanie	39 NOVA	36.22
10	Gitzinger, Jennifer L	39 LIB	37.54

Heat 24 of 28 Finals

2	Kadam, Kendra	26 USF	41.00
3	Lyons, Liv M	28 QSS	36.59
4	Gutierrez, Sarah M	27 LOM	35.01
5	Bruns, Anneliese C	28 DKTA	35.82
6	Hale, Jennifer J	27 USF	38.00
7	Bell, Hiroe A	34 UC38	45.00
8	Scott, Emily	34 SMAC	38.88
9	Lowry, Nicola	33 USF	40.00

Heat 25 of 28 Finals

1	Marshall, Samantha A	31 SCMC	38.45
2	Tweedy, Rebecca	31 MINN	37.24
3	Bronson, Meredith C	32 MVM	35.60
4	Metz, Amanda	33 OREG	34.35
5	Holt, Laura	33 TXLA	29.94
6	Mosca, Laura P	32 TSUN	30.50
7	Seidler, Mindy E	34 WMAC	34.98
8	Chinn, Sarah M	30 MAM	37.12
9	Winans, Amanda	31 PSM	37.74
10	Szafranski, Lisa A	33 MMA	38.75

Heat 26 of 28 Finals

1	Baker, Megan E	28 STAN	34.95
2	Huggett, Megan E	26 CRUZ	34.90
3	Roach, Erika L	25 WCM	33.51
4	Kelso, LeeAnn	26 CHIC	33.47
5	Ballenger, Marie A	27 USF	31.50
6	Johnson, Robyn	27 DAC	32.41
7	Gill, Meg B	29 TOC	33.47
8	Fuchs, Lauren	27 L4S	33.67
9	Harlow, Megan M	27 DAMM	34.90
10	Houston, Katy	26 TOC	34.99

Heat 27 of 28 Finals

1	Peterson, Megan	24 ALMA	37.68
2	Shepherd, Bridget E	20 DUCK	37.50
3	Cisar, Jamie A	24 MSC	36.90
4	McKiernan, Alex M	20 PSM	36.00
5	Dodd, Kara	21 NSA	35.66
6	Clark, Allison R	23 OREG	35.70
7	Li, Michelle R	24 ECAM	36.68
8	Teng, Fei	19 CALM	37.00
9	Sinclair, Katelyn N	19 DUCK	37.55
10	Bickel, Alexandra	23 KMAN	49.00

Heat 28 of 28 Finals

1	Nelson, Kyrsten A	21 DKTA	35.28
2	Miller, Lindsay	21 DUCK	34.50
3	Roth, Tenae	24 USF	33.80
4	Adams, Laura D	22 ROSE	33.45
5	Yamauchi, Penelope R	24 SRM	30.00
6	Johnson, Giulia S	24 ECAM	32.00
7	Stacy, Jessica	24 OREG	33.70
8	Skoda, Anette A	22 LAMV	34.20
9	Rubel, Amanda	22 NCMS	35.21
10	Ehrke, Allison	24 WLAC	35.50

#38 Men 50 Yard Breaststroke

Lane	Name	Age	Team	Seed Time
------	------	-----	------	-----------

Heat 1 of 36 Finals

4	Keller, Pat L	95 RINC	2:30.00
5	Larson, E Ole	93 NCMS	1:06.00
6	Ouchakof, Vladimir I	90 CONN	1:40.00

Heat 2 of 36 Finals

1	Jelinek, Don P	80 MM	59.47
2	Knowles, Percy	83 SWIF	53.92
3	Jones, Ashley O	82 AAM	42.30
4	Best, Bob	81 SDSM	41.61
5	Stupfel, Norman E	81 WCM	45.70
6	Fritz, Jack R	81 ARIZ	56.72
9	Motmans, August	86 AAM	52.00
10	Silberman, Lou	87 UC33	1:40.30

Heat 3 of 36 Finals

3	Morner, Stan F	79 WCM	43.44
4	Fleming, Jack C	78 USF	42.52
5	Perilman, Jim E	75 WCM	40.45
6	Truong, Dominique	75 PSM	42.35
7	Thayer, George D	78 OREG	43.19
8	Peterson, Dick A	77 PSM	45.00

Heat 4 of 36 Finals

1	Schaefer, Don	69 OREG	45.00
2	Dorey, Frederick J	65 TOC	41.00
3	Quackenbush, Kent F	67 MINN	39.12
4	Myers, Samuel L	65 MINN	39.00
5	Pierce, Donald A	68 RHMS	39.19
6	Stambolis, James N	66 TAM	43.20
7	Walker, Joseph R	72 SNM	45.06
8	Clark, Steve E	70 TOC	42.23
9	Zuur, James	73 TAM	42.91
10	McDanal, Steven K	70 CMS	47.60

**2014 Nationwide USMS Spring Nationals
George Haines International Swim Center
Meet Program - Sunday, May 4, 2014**

Heat 5 (#38 Men 50 Yard Breaststroke)

1	Reid, Walt	73 PSM	42.00
2	Sawyer, Dennis L	70 PSM	38.61
3	Boak, Thomas D	70 WMST	36.50
4	Shaw, Keith D	71 FCMS	35.08
5	Gildea, David R	70 MELO	32.86
6	Andersen, Peter	70 SDSM	33.35
7	Elder, James E	71 TOC	35.13
8	Whitley, John K	71 WIND	37.50
9	Pohlmann, John T	70 SLAM	40.27
10	Crotts, Roland	71 TAM	42.00

Heat 6 of 36 Finals

1	Voegtlen, Barney	65 PSM	38.69
2	Campbell, John F	66 MVN	37.32
3	DeLacy, James R	67 WCM	36.21
4	Shoor, Kenneth M	65 LAPS	36.00
5	Smyers, Jesse B	67 WCM	35.50
6	Davis, Don M	69 RHMS	35.80
7	Jochim, Christian	66 QSS	36.07
8	Mc Clelland, Mac D	65 MAM	37.00
9	Knopf, Thomas H	66 TOC	38.00
10	Olson, Robert H	69 WCM	38.95

Heat 7 of 36 Finals

1	Meyerhoff, Rick	67 TAM	35.00
2	Derr, John M	65 VCM	34.00
3	Anderson, Marc S	65 MINN	33.41
4	Springer, Douglas A	67 ARIZ	33.02
5	Stark, Allen L	65 OREG	31.14
6	Strand, Robert	68 SAWS	31.75
7	Moskovits, Alexander	65 SCSC	33.30
8	Frost, Kenneth A	69 TAM	33.47
9	Koller, Bill	65 T2NM	34.14
10	Reid, Joe	65 GAJA	35.30

Heat 8 of 36 Finals

1	Au, Andre	60 WCM	1:10.00
2	Mayekawa, David M	63 ALMA	48.00
3	Levinson, Alan	63 MAM	39.80
4	Vraspir, Alan D	63 CAQM	38.81
5	Palmer, Bill	63 MICH	38.00
6	Kendall, Scot	63 CRUZ	38.47
7	Czerwinski, Charles R	63 UC37	39.30
8	Goldman, John D	64 MELO	42.00
9	Schiffman, Bob	61 LVM	48.67

Heat 9 of 36 Finals

1	Ryan, James	61 GSM	37.58
2	Franzon, Olof	61 ADMS	37.00
3	Strother, Patrick J	60 MINN	35.58
4	Kennedy, James B	62 CMAM	35.23
5	Jonckheer, Philip W	61 TAM	34.69
6	Van Wart, Steve	60 WCM	34.95
7	Barnick, Robert A	62 MELO	35.50
8	Harter, Phillip M	60 FREM	36.26
9	Reeder, Bill D	61 PSM	37.02
10	Stoner, Jon	62 1776	37.65

Heat 10 of 36 Finals

1	Philbrick, Larry K	61 OREG	33.51
2	Templin, Philip John	60 SAWS	33.00
3	Edwards, Clive G	60 SWM	32.54
4	Waterbury, Stuart S	60 CMS	31.41
5	Colella, Rick	62 PSM	29.26
6	Finn, Peter R	60 DOC	30.84
7	Ottersen, Craig M	61 SAC	32.50
8	Dougherty, Michael P	62 BOZE	32.63
9	Haynes, David A	61 TOC	33.17
10	Battistini, Rick A	60 NEM	34.21

Heat 11 of 36 Finals

3	Miller, Andy	59 ECYM	50.00
4	Robinson, Keith A	56 UC33	36.81
5	Sharpe, Randell B	56 AAM	36.00
6	Mascheroni, Andy	57 TAM	36.00
7	Nachtigal, Jim	59 ALMA	46.42

Heat 12 of 36 Finals

1	Clark, David L	56 WMAC	35.50
2	Lewis, Dave	57 MOVY	35.21
3	Seligmann, William R	57 CRUZ	35.00
4	Tulin, Bill	55 TAM	34.99
5	Lee, Stanley H	57 YCMS	34.80
6	Miller, John H	55 UC38	34.90
7	Dauser, John W	58 NOVA	35.00
8	Adcock, Richard P	58 PSM	35.05
9	Stiling, Douglas E	55 SWOM	35.31
10	Pinto, Harlan A	57 MELO	35.58

Heat 13 of 36 Finals

1	Moore, Richard	56 SEMS	34.61
2	Heyes, Greg W	59 LAPS	34.50
3	Woodruff, David L	57 DAM	33.79
4	Lamour, Didier B	57 MINN	33.27
5	Alexander, Peter D	55 WMAC	32.29
6	Farrar, Kenneth	55 CHIC	32.59
7	Anderson, Robert L	58 PCCM	33.61
8	Black, Boyd E	57 IM	33.94
9	Allen, Peter J	55 WMAC	34.50
10	Kennedy, Bob L	59 CRUZ	34.66

Heat 14 of 36 Finals

1	Keyser, Brian	57 1776	31.50
2	Godoy, Francisco J	55 WMST	31.36
3	Smith, David M	56 CRUZ	31.22
4	Hamm, Michael L	56 HMS	31.11
5	Von Hoffmann, Gerard	58 NOVA	31.00
6	Kirwan, Peter H	55 CMSC	31.00
7	Lindstedt, David P	58 LAPS	31.18
8	WuShanley, Ying	56 UC08	31.27
9	Gray, David S	55 CMS	31.50
10	Heinemann, William A	56 OREG	31.87

Heat 15 of 36 Finals

1	Holland, David A	55 WMAC	30.50
2	Moreno, Al	55 GOLD	30.32
3	Groselle, Jack R	59 SYSM	29.91
4	Kone, Bruce C	56 RICE	29.42
5	Doyle, Benn W	55 GSM	29.20
6	Dyer, Andy	55 AWJ	29.28
7	Neville, Richard	57 FAST	29.90
8	Brenner, Bill	55 SYSM	30.25
9	Sherman, Bill	55 MOVY	30.50
10	Marsh, Russell L	58 CMS	30.97

Heat 16 of 36 Finals

1	Silver, Jim	49 FREM	50.00
2	Cooperman, Jeff	47 TAM	40.50
3	Thomas, Uwe	48 QSS	38.00
4	Thompson, Hugh	49 ALMA	36.00
5	Makani, Gautam	47 MELO	36.00
6	Aspromonte, Mark A	47 CRUZ	38.00
7	Carpenter, Scott	47 TAM	39.00
8	Shalowitz, Jon	46 LOM	43.00
9	Kostyrka, Joel R	53 CMS	50.00
10	Souders, Steve	53 FREM	1:00.00

Heat 17 of 36 Finals

1	Leroy, Philippe R	50 FREM	40.00
2	Severance, David A	51 WMAC	38.00
3	Wierdsma, David J	53 HTUB	37.37
4	Piercey, Chuck A	54 MVM	36.00
5	Sharron, Will G	54 SMM	35.00
6	Fisher, Dennis E	54 CSMT	35.50
7	Thomas, Ken	52 CSTS	36.89
8	Stoll, Kurt A	54 TVM	38.00
9	Bartholomew, David M	54 LAPS	38.90
10	Nageotte, James K	53 ALB	42.00

Heat 18 of 36 Finals

1	Bauer, Kim	50 MPM	34.59
2	Fegler, Gerald A	50 WCM	34.35
3	McNair, Samuel	51 UC15	34.22
4	Maryatt, Andrew T	53 RAMS	34.20
5	Liu, Qiang (Darcy)	52 UC38	34.00
6	Grubel, Eric E	51 SCA	34.00
7	Cortez, Ralph A	51 IAMA	34.22
8	Christensen, Dane V	54 LNRS	34.28
9	Irmas, Todd E	51 CVMM	34.53
10	Wong, John	50 UC33	34.90

Heat 19 of 36 Finals

1	Scheberies, Fred	50 MAM	33.86
2	Carlson, Eric	53 LNRS	33.60
3	Raine, Charlie	54 LAPS	33.50
4	Jacobs, Tom	50 SMM	33.07
5	Gothberg, Brad A	51 WCM	32.70
6	Smith, N. Douglas	52 DAM	32.73
7	Pettibone, Chip	52 SRM	33.18
8	Tongate, Terry L	53 NOVA	33.50
9	Barker, Douglas C	51 MVN	33.63
10	Trimble, Sandy	51 WAMS	34.00

**2014 Nationwide USMS Spring Nationals
George Haines International Swim Center
Meet Program - Sunday, May 4, 2014**

Heat 20 (#38 Men 50 Yard Breaststroke)

1	Matysek, Jim	54 SYSM	32.58
2	Laudenslager, Greg L	52 RHMS	32.32
3	Halbrecht, Kenneth A	53 WCM	32.22
4	Sihner, Craig	54 SRVM	31.50
5	Allen, Larry W	52 UC38	31.39
6	McAweeney, Michael A	50 SMM	31.50
7	Miller, Brent D	54 MOVY	32.20
8	Mc Kennan, Dustin R	50 QSS	32.31
9	Elander, Blair R	52 PSM	32.50
10	Richey, Steven C	53 MSMA	32.58

Heat 21 of 36 Finals

1	Evans, Dave	53 ARIZ	31.06
2	Ewing, Jack	53 USF	31.00
3	Vargas, Daniel	53 ARIZ	29.96
4	Helgason, Tryggvi	50 SCMC	28.80
5	Guthrie, David M	53 RICE	27.19
6	Mercer, Rich	50 BLU	28.31
7	Hancock, Thomas	50 RATS	29.21
8	Lum, Bryant J	52 VCM	30.49
9	Miller, Tim	51 STAN	31.00
10	Aubrey, Michael	53 SFTL	31.36

Heat 22 of 36 Finals

1	Hjorth, John T	47 SCAQ	34.82
2	Velasco, Tim	47 AAM	34.05
3	Greenberg, Todd J	49 NBA	33.84
4	Carpenter, Michael J	49 MSMA	33.15
5	Raiff, Steve U	45 MVM	32.90
6	Dieterich, David	48 PCCM	32.91
7	Chappell, Matt	49 USF	33.36
8	Migdal, James	48 MELO	34.00
9	Billings, Raymond	49 AKMS	34.60
10	Hohn, Chris	45 SBSM	35.09

Heat 23 of 36 Finals

1	Cacciarelli, Guy A	45 SCA	32.60
2	McAdam, Samuel T	48 DAM	32.50
3	Charpentier, Christophe	45 MYST	32.13
4	Waud, Timothy P	46 OREG	31.75
5	Hunt, David N	47 CRUZ	31.02
6	Jarr, Scott	46 STAN	31.50
7	Paxton, Sean C	45 ROSE	32.00
8	Wilson, Todd	49 SRM	32.41
9	Hubert, Craig J	49 JAM	32.59
10	Steenhuis, Harm-Jan	46 WST	32.62

Heat 24 of 36 Finals

1	Jimenez, Carlos A	49 RICE	30.50
2	Hamilton, Nathan	45 SNM	30.17
3	Santos, Roque J	46 WCM	28.22
4	Finney, Peter C	46 MAM	28.09
5	Reed, Robert W	49 NUTS	27.09
6	Heber, Scott	47 DAMM	27.69
7	Cox, Mark	46 PTMS	28.13
8	Meier, Eric	49 MELO	29.50
9	Stahl, Stephen A	49 WCM	30.19
10	Boshoff, Nick	45 CVMM	30.92

Heat 25 of 36 Finals

3	Sullivan, Sean R	35 SRM	37.62
4	Ide, Sean-Martin	37 MELO	33.88
5	Best, Matthew B	39 MBAY	35.58
6	Weaver, Brian M	37 QSS	40.00
7	Armbruster, Bob	44 ALMA	39.00
8	Stent, Shane T	42 MELO	40.00

Heat 26 of 36 Finals

1	Bartfay, Joseph V	42 NOVA	35.44
2	Garfield, Mark	43 ALMA	35.00
3	Leibov, Bradley H	40 IM	33.47
4	Stietzel, Kent J	44 MELO	32.37
5	Ahmadi-Kashani, Magid	41 NOVA	31.68
6	Parker, Greg	44 ROSE	32.11
7	Holmes, Todd	44 CMS	32.42
8	McClung, Paton M	44 WIND	33.58
9	Castle, Matt	42 PSM	35.30
10	Crescione, Paolo J	43 SMST	38.50

Heat 27 of 36 Finals

1	Smithwick, Charles E	40 NCMJ	31.50
2	Quackenbush, Sean H	43 UC38	31.00
3	Wharton, Dave L	44 NAM	30.21
4	Perkins, Charles M	42 MELO	30.00
5	Baleka, Siphwe K	43 UC28	29.68
6	Piland, Jon	42 NSA	29.99
7	Benson, Keith	41 TAM	30.00
8	Erickson, Douglas B	42 RHMS	30.27
9	Webster, Dale W	44 SDSM	31.40
10	Kitzman, Scott A	44 NCMJ	31.59

Heat 28 of 36 Finals

1	Tessin, Christopher D	43 NCMJ	29.50
2	Benz, Paul M	43 RICE	28.93
3	Mason, Michael T	40 ROSE	28.22
4	Crock, Bruce N	40 UC38	27.50
5	West, Steve	42 NOVA	25.90
6	Eisenhuth, Matthew S	40 CMS	26.70
7	Butcher, Rob	41 SYSM	27.58
8	Doherty, Todd S	43 PSM	28.66
9	Roberts, David	42 CRUZ	29.30
10	Dietrich, Jim	43 NOVA	29.61

Heat 29 of 36 Finals

1	Glass, Mark W	39 WMST	31.90
2	Iglesias, Rodrigo J	38 WIND	31.20
3	Mandy, Joseph W	36 TXLA	30.62
4	Jackson, Scott J	39 NOVA	30.09
5	Menna, Greg	36 DAM	29.99
6	Greenwood, Scott C	36 TOC	30.00
7	Conrad, Nathan E	37 WMAC	30.12
8	Bogdan, Sander B	35 TVM	31.00
9	Williams, Rich	38 UC12	31.68
10	Daene, Markus	35 TVM	33.43

Heat 30 of 36 Finals

1	Stewart, Chris	36 VOLS	29.80
2	Stich, Darryl D	38 WMAC	28.56
3	Counts, Glenn M	36 LVM	27.98
4	Rasmussen, John C	39 UC37	27.50
5	Christoffel, Ben J	38 INDY	26.67
6	Schmidt, Matthew B	36 WH2O	26.99
7	Rasmussen, Christian S	35 WCM	27.60
8	Bagri, Val	39 RYL	28.03
9	Hwang, Wayne	36 NOVA	28.90
10	Weight, Jeremy S	38 UTAH	29.85

Heat 31 of 36 Finals

1	Khedr, Omar	23 AGUA	39.57
2	Allen, Jakob	24 DAM	31.00
3	Tran, Alex	24 ECAM	31.87
4	Reinert, Phillip V	26 MTMS	38.19
5	Sheth, Rushikesh	26 SCSC	34.99
6	Darcey, Andrew P	29 CTM	35.63
7	Bengtsson, Peter A	34 MVM	45.00
8	Duhaime, Andrew W	32 MICH	35.51
9	Saito, Blaine G	32 TSUN	41.52

Heat 32 of 36 Finals

1	Garon, Gary C	32 QSS	32.50
2	Alabanza, Charles C	30 ECAM	31.83
3	Bey, Matthew D	30 NAM	31.42
4	Brown, Adam R	33 ELG	30.40
5	Mikuni, Russell S	32 WCM	30.00
6	Greer, Zachary J	31 ALMA	30.34
7	Fogarty, Brian W	30 MAAC	31.41
8	Pandya, Yatindra	34 SDSM	31.50
9	Salles-Cunha, Lucas	34 QSS	31.91
10	Luckhurst, Jonathan	32 GAJA	34.05

Heat 33 of 36 Finals

1	Gawlick, Craig	32 MVM	29.88
2	Messmer, Matt	33 MELO	29.75
3	Burrows, Aaron	32 MELO	29.36
4	Durieux, Chad A	34 ROSE	28.17
5	Marshall, Gary N	32 TOC	26.50
6	Dorr, John W	30 TOC	27.00
7	Guan, Frank	31 MVM	29.09
8	Leonard, John	33 IM	29.60
9	Keyes, Brett R	30 UC10	29.87
10	Holsman, Trent T	33 TOC	29.91

Heat 34 of 36 Finals

1	Gabel, Mirko	27 STAN	32.00
2	Ward, Neil	27 DAMM	31.05
3	Arias, Luis	26 AGUA	31.00
4	Zhang, Chi	25 TSUN	30.50
5	Arndt, Matthew E	29 NOVA	29.87
6	Martin, Jason T	28 FREM	29.90
7	Wood, Nick	25 OREG	30.77
8	Sophie, Raymond	27 RAMS	31.00
9	Tsay, Eric	29 STAN	31.05
10	Fahy, David R	29 MPM	34.11

**2014 Nationwide USMS Spring Nationals
George Haines International Swim Center
Meet Program - Sunday, May 4, 2014**

Heat 35 (#38 Men 50 Yard Breaststroke)			
1	Juschin, Waldemar	25 SDSM	29.50
2	Benoit, Matthew	26 TOC	29.00
3	Bower, Kenny G	26 TOC	28.90
4	Ferrif, Nick L	25 TOC	27.00
5	Deery, Kyle B	29 SYSM	26.40
6	Lentz, Graham M	29 TOC	27.00
7	Leo, MacGregor W	25 AGUA	27.14
8	Cushing, Alex D	25 TOC	29.00
9	Ganiyev, Doston	26 CMS	29.48
10	Naylor, Jack B	28 NUTS	29.80

Heat 36 of 36 Finals			
1	Sakamoto, Takumi	24 PSCM	30.20
2	Navarro, Alex	23 SMM	30.00
3	Andaluz, Al	22 SMM	28.50
4	Wuolle, Davis	23 SCSC	27.02
5	Koon, Nolan	24 TOC	26.00
6	Saeta, Andrew	23 TOC	26.20
7	Whinnery, Typ	22 UC27	27.02
8	Garcia, Mike	21 LIEM	28.70
9	Jacobson, Kevin P	21 UC38	30.13
10	Cormican, Zachary	23 NDSU	30.91

#39 Women 100 Yard Backstroke

Lane	Name	Age	Team	Seed Time
Heat 1 of 21 Finals				
1	Bensu, Janet L	81	USF	2:38.90
2	Heller, Terry	80	WM	2:25.00
3	Jackson, Barbara J	84	MM	1:58.00
4	Kay, Ann	80	MELO	1:48.56
5	Perry, Vel H	80	ARIZ	2:21.99
6	Bryce, Karen G	80	PSM	2:34.00
7	Chaitkin, Lauren E	69	USF	2:05.00
8	Seidler, Jeanne E	67	WMAC	2:33.49
9	Mc Cubbin, Miek	78	SMM	2:07.37
Heat 2 of 21 Finals				
1	Rose, Polly	71	USF	2:49.00
2	Ackerman, Dolly J	72	WCM	2:03.17
3	St. Germain, Patricia J	71	FMM	1:43.25
4	Westergaard, Leslie M	71	DAM	1:41.28
5	Ward, Joy	71	OREG	1:24.80
6	Fritz, Jill D	73	ARIZ	1:41.77
7	Mc Partland, Peg K	72	MAM	1:44.00
8	Norris, Roswita D	71	DAM	2:08.55
9	Hornof, Kristine T	66	DAM	1:46.89
10	Campbell, Martha C	65	USF	1:54.31
Heat 3 of 21 Finals				
1	Smith, Diane G	69	CVMM	1:42.90
2	Casey, Kathrine J	65	PSM	1:33.58
3	Rousseau, Sandi	66	OREG	1:31.00
4	Pohlmann, Mary M	69	SLAM	1:26.80
5	Shaps, Ruth Y	66	MAM	1:24.00
6	Montrella, Beverly J	67	MVN	1:25.07
7	Rockholm, Ellen J	65	KMAN	1:28.01
8	Hashimoto, Christine L	66	CMS	1:32.46
9	Tevis, Maggie H	66	RHMS	1:35.00
10	Gilchrist, Linda	66	AAM	1:43.60

Heat 4 of 21 Finals				
1	Taub, Pamela A	63	WCM	2:15.44
2	Watson, Lisa L	60	GAJA	1:41.34
3	Gillon, Jean W	62	MELO	1:36.00
4	Merryfield, Carol L	63	SMM	1:33.29
5	Willard, Mimi	60	NUTS	1:32.54
6	Wright, Jill M	63	SAWS	1:33.32
7	Kaguni, Laurie S	61	MICH	1:36.24
8	Beery, Barbara M	63	MAM	2:08.26
9	Rudolph, Karen	51	CMS	1:28.00
10	Schneider, Ellen M	52	FREM	1:29.04

Heat 5 of 21 Finals				
1	Armstrong, Miki	60	MELO	1:30.00
2	Summers, Jeanna	60	OREG	1:20.78
3	Guins, Ann H	60	SYSM	1:19.59
4	Jaunzeme, Andra	61	WH2O	1:18.00
5	Panighetti, Camille A	63	CHIC	1:18.00
6	De Moss, Sally	61	NBA	1:18.00
7	Clark, Elizabeth A	60	NBA	1:18.40
8	Kohn, Catherine K	61	SLAM	1:20.00
9	Dougherty, Mindy M	61	MVN	1:29.00
10	Stengel, Alta F	63	SDSM	1:32.49

Heat 6 of 21 Finals				
1	Appel, Pamela J	57	WCM	1:32.68
2	Lee, Cindy S	56	SMM	1:25.00
3	Lambert, Caroline	56	FREM	1:24.20
4	Taylor, Barbara G	59	YCMS	1:23.00
5	James, Katy	58	ARIZ	1:20.27
6	Saul-Zachau, Joanne	55	LVM	1:23.35
7	Helmrich, Susan P	58	LNRS	1:24.70
8	Nickel, Pattie	55	MSCA	1:25.44
9	Dodd, Suzanne R	52	CTM	1:25.61
10	Watters, Diana	54	MVM	1:26.05

Heat 7 of 21 Finals				
1	Siegel, Christine L	57	SDSM	1:19.30
2	Larson, Linda L	58	SFTL	1:14.25
3	DeMere, Susan D	58	GS	1:12.79
4	Warmuth, Stacey	57	VCM	1:08.32
5	Bilich, Bonnie M	56	SRVM	1:06.00
6	Andrus-Hughes, Karen	56	OREG	1:06.20
7	Meyer, Marguerite	55	TOC	1:12.50
8	Jones, Barbara L	58	MELO	1:13.24
9	Kamler, Theresa A	57	UC38	1:15.19
10	Kirkpatrick-Reno, Nancy	58	CVMM	1:20.00

Heat 8 of 21 Finals				
1	Edwards, Kris E	52	BGWM	1:17.61
2	Tiedemann, Elizabeth B	51	BRCM	1:15.10
3	Pace, Lisa A	52	PSM	1:14.98
4	Finley, Ann	51	LAPS	1:14.00
5	Cleavenger, Becky	50	CVMM	1:12.85
6	Alvarado, Lillian M	54	GRSC	1:12.94
7	Hafner, Hilary R	54	SRM	1:14.27
8	Lepinski, Cokie	54	NUTS	1:14.99
9	Diddams, Margaret A	52	PSM	1:16.30
10	McNamara, Kathleen A	54	USF	1:23.35

Heat 9 of 21 Finals				
1	Kupferberg, Jody Lee	52	UC14	1:11.47
2	Russell, Jane E	51	DAM	1:10.73
3	Glassman, Lucille R	51	FREM	1:09.76
4	Kafka, Heidi	51	IM	1:09.35
5	Courtney, Zena H	54	BWAQ	1:06.98
6	Bunch, Brigid J	50	ARIZ	1:08.30
7	Nowak, Elizabeth A	50	NCMS	1:09.72
8	Sutherland, Erica	54	NUTS	1:10.40
9	Kingston, Susan A	51	LAPS	1:11.00
10	Murphy, Karen L	53	WCM	1:11.50

Heat 10 of 21 Finals				
1	Anderson, Teresa L	43	KMAN	1:26.00
2	McCain, Christy	43	CRUZ	1:17.00
3	Thompson, Amy W	43	TOC	1:16.46
4	Farinas, Jennifer R	42	PSM	1:15.10
5	Porter, Jo Ann A	42	SNM	1:14.99
6	Kircalioglu, Gamze	43	ROSE	1:15.11
7	Cohen, Kathryn	43	BAM	1:16.73
8	Delp, Anne	40	AAM	1:22.00
9	Machado, Cindy A	48	STAN	1:56.18

Heat 11 of 21 Finals				
1	Takarabe, Nikki	48	CTM	1:30.00
2	Such, Carole	46	SCSC	1:25.23
3	Sussman, Heidi R	45	CRUZ	1:16.90
4	Mikels, M. Heather	45	MVN	1:16.70
5	Goldsmith, Dara	47	LVM	1:16.61
6	Daubersmith, Britta M	48	OREG	1:16.64
7	Couch, Stephanie D	49	MELO	1:16.73
8	Mortensen, Cheryl L	49	WMAC	1:21.38
9	Jobst, Silke	46	QSS	1:29.43
10	Mose, Becky	47	SRVM	1:42.97

Heat 12 of 21 Finals				
1	Soe, Jeanette G	49	ALMA	1:15.99
2	Vanderpoel, Nicole L	49	CMS	1:15.50
3	Cahill, Janet C	47	RAMS	1:15.08
4	Pasterczyk, Christine	47	NEM	1:14.77
5	Hall, Julie A	45	WMAC	1:13.08
6	Garforth, Emma	46	DAM	1:14.54
7	Konopka, Beata M	45	CVMM	1:15.06
8	Howard, Amy	49	QMST	1:15.17
9	Lein, Brenda S	49	NBA	1:15.90
10	Stern, Jill P	49	USF	1:16.44

Heat 13 of 21 Finals				
1	Damsky, Irene T	48	SDSM	1:11.92
2	Le Febre, Karen J	46	SNM	1:11.25
3	Wyels, Terri O	46	DAM	1:10.00
4	Zeljak, Maureen A	46	CMSC	1:06.78
5	Monaghan, Ann S	47	JAM	1:05.00
6	Seavall, Kelly J	45	CMS	1:06.22
7	Cox, Juliet E	46	MAM	1:08.06
8	Schriger, Joan A	49	TOC	1:10.12
9	Crino, Heide P	47	CMS	1:11.72
10	Perry, Rebecca R	49	MAM	1:12.86

**2014 Nationwide USMS Spring Nationals
George Haines International Swim Center
Meet Program - Sunday, May 4, 2014**

Heat 14 (#39 Women 100 Yard Backstroke)

1	Denison, Stephanie	43 SMST	1:14.00
2	Duggan, Karen L	43 WCM	1:13.00
3	Ozawa, Megumi	42 MEMO	1:10.00
4	Phifer, Katy K	40 LVM	1:04.00
5	Wetstone, Susan	40 PSM	1:01.73
6	Saribalas, Amy M	41 NAM	1:03.48
7	Davidson, Michelle L	43 GSM	1:05.80
8	Elgaen, Katie S	44 SMM	1:10.45
9	Dean, Kelly S	42 OREG	1:13.16
10	Noone, Kerrie	43 NEM	1:14.89

Heat 15 of 21 Finals

1	Lialiamou, Eleni	38 MVM	1:30.00
2	Crooks, Marni	35 WCM	1:20.00
3	Arata, Melissa E	37 OREG	1:15.43
4	Martinez, Heather J	37 CHIC	1:15.22
5	Reece, Katherine F	38 CHIC	1:18.66
6	Whiteside, Tina	39 MVM	1:22.75
7	Ginocchio, Fatima F	30 MEMO	1:24.42
8	Carney, Monica M	31 CRUZ	1:12.90
9	Lohr-Shelton, Julianne M	33 DAM	1:16.00

Heat 16 of 21 Finals

1	Chow, Jackie I	35 DAM	1:12.99
2	Lovell, Allison	37 CRUZ	1:06.79
3	Stich, Chris S	36 WMAC	1:06.69
4	Sardella, Stephanie L	36 SMM	1:05.35
5	Hyman, Misty D	35 UC48	1:03.39
6	Downing, Jennifer	35 NEM	1:05.25
7	Inada, Noriko	35 PSCM	1:06.20
8	Johnson, Serena H	36 OREG	1:06.73
9	Birnie, Tate A	39 SRM	1:10.50
10	Horvath, Katherine A	39 MVN	1:13.94

Heat 17 of 21 Finals

1	Hardin, Meghan S	32 NBA	1:10.42
2	Benton, Traci E	34 WCM	1:08.39
3	Brandon, Celeste A	30 BLU	1:05.97
4	Finlay, Andrea	34 TSUN	1:03.64
5	Watanabe, Naoko	31 TOC	59.99
6	Chance, Danielle R	32 BLU	1:00.74
7	Willard, Melissa	34 FGST	1:05.00
8	Perrottet, Jennifer K	34 NCMS	1:06.98
9	Van Horn, Alaina L	33 LAS	1:09.79
10	Ripoll, Megan	30 LVM	1:10.75

Heat 18 of 21 Finals

1	Kadam, Kendra	26 USF	1:20.00
2	Pelaez, Cristina D	26 IM	1:13.00
3	Farnham, Kaelly M	27 SRM	1:10.09
4	St. Sauveur, Katelyn	25 ARIZ	1:08.60
5	Nelson, Katey	26 PRES	1:06.75
6	Schrapf, Bridgette	28 MM	1:09.76
7	Beech, Jennifer R	28 MVN	1:11.81
8	Cleverly, Adrienne J	25 CVMM	1:15.65
9	Monsen, Meg	20 PSM	1:26.06

Heat 19 of 21 Finals

1	Dyer, Aubrey N	26 SCSC	1:05.00
2	Johnston, Emily M	26 ARIZ	1:04.05
3	Van Erden, Jayme K	28 RMST	1:03.27
4	Houston, Katy	26 TOC	1:02.27
5	O'Donnell-McCarthy, Fiona	27 TOC	59.95
6	Geehr, Carly	29 FREM	1:01.15
7	Taylor, Vicki	28 TVM	1:02.66
8	Lee, Alexandra K	26 DAM	1:03.59
9	Pouliot, Nichole D	27 NEM	1:04.16
10	Alexander, Nancy L	28 CTM	1:05.15

Heat 20 of 21 Finals

1	DeLong, Jackie R	19 PSM	1:13.59
2	Coffee, Kayla	21 NUTS	1:11.43
3	Roth, Tenae	24 USF	1:10.00
4	Sheldon, Breanna	24 UCLA	1:10.00
5	Rosas, Rachel	20 SMM	1:08.00
6	Curry, Ellen N	19 DAM	1:08.40
7	Krovetz, Hannah	20 DAM	1:10.00
8	O'Kane, Phoebe	23 ECAM	1:11.00
9	FitzGerald, Erin E	22 PSM	1:13.24
10	Streeter, Shannon E	22 ROSE	1:20.00

Heat 21 of 21 Finals

1	Shockey, Kayla	20 UC18	1:07.00
2	Riddle, Katie	19 EBAT	1:04.64
3	Oto, Jillian M	20 SMM	1:04.00
4	Leonard, Courtney D	22 WCM	1:02.20
5	Guerrero, Cambridge L	18 LVM	59.99
6	Faulkner, Madison M	19 UC33	1:00.99
7	Brink, Opal E	19 QMST	1:03.83
8	Andrews, Jewelz K	20 NOVA	1:04.03
9	Le, Yvonne	24 TEMA	1:05.36
10	Cheong, Sinclair	21 SMM	1:07.00

#40 Men 100 Yard Backstroke

Lane	Name	Age	Team	Seed Time
------	------	-----	------	-----------

Heat 1 of 22 Finals

3	Roudebush, George M	89 PSM	2:41.00
4	Motmans, August	86 AAM	1:59.00
5	Stupfel, Don L	86 SMM	2:30.00
6	McKinley, Howard M	92 TOC	2:55.39
7	Ouchakof, Vladimir I	90 CONN	3:30.00

Heat 2 of 22 Finals

1	Beach, Robert E	83 SPM	2:15.00
2	McConnell, Stan	82 UC33	1:51.00
3	Mayo, Robert W	80 WCM	1:39.99
4	Brown, Donald L	80 WCM	1:42.00
5	Hathaway, Pierre	83 AAM	1:53.00
6	Thayer, George D	78 OREG	1:28.38
7	Bledsoe, Dennis R	75 WCM	1:25.20
8	Hill, Laurance O	75 SDSM	1:25.00
9	Norris, Robert F	75 DAM	1:27.01
10	Smethurst, Everett W	79 NOVA	1:38.70

Heat 3 of 22 Finals

1	Hamilton, Raymond H	70 AKMS	1:36.10
2	Reid, Walt	73 PSM	1:30.00
3	Boak, Thomas D	70 WMST	1:22.00
4	Whitley, John K	71 WIND	1:15.00
5	Burns, Richard	70 TAM	1:06.00
6	Boggs, Paul T	70 TVM	1:09.00
7	Walker, Larry	70 SDSM	1:19.25
8	Carey, George L	71 UC33	1:28.45
9	Sanchez, David W	70 CLOV	1:31.12
10	Wood, Craig A	73 ETEX	1:45.00

Heat 4 of 22 Finals

2	Levinson, Alan	63 MAM	1:25.90
3	Lintz, Steve	63 SNM	1:14.57
4	Sullivan, James H	61 CVM	1:11.42
5	Fochios, Dean T	60 WMAC	1:07.00
6	Kahn, Stuart L	60 DAM	1:11.00
7	Edwards, Wes	60 OREG	1:12.00
8	Umholtz, Ken	62 OJAI	1:22.46

Heat 5 of 22 Finals

1	Campbell, John F	66 MVN	1:23.00
2	Jacobberger, Richard K	68 OAK	1:20.00
3	Lawrie, Jim	67 SNM	1:14.41
4	Reid, Joe	65 GAJA	1:12.13
5	Wilder, Hugh	66 SRM	1:03.50
6	Selna, Mike	65 NOVA	1:09.00
7	McColly, Michael	68 PSM	1:13.50
8	McClelland, Mac D	65 MAM	1:15.45
9	Shaffer, Craig A	67 ARIZ	1:20.37
10	Farmer, Michael W	66 ROSE	1:23.71

Heat 6 of 22 Finals

1	Williams, Bruce F	60 RICE	1:04.50
2	Stanback, John	60 CMS	1:03.90
3	Courtney, Jack W	60 AGM	1:03.40
4	Mykleby, Geoff L	61 WMAC	1:03.00
5	Ferroggiaro, Fred	60 TOC	1:00.50
6	Hannula, David R	60 PSM	1:00.95
7	Perout, Jeffrey J	61 SYSM	1:03.00
8	Wilson, Robert H	63 CAQM	1:03.89
9	Lukens, Jeffrey	60 MINN	1:04.00
10	Johnson, Clifford H	62 SNM	1:05.00

Heat 7 of 22 Finals

2	Rollins, Larry	57 DAM	1:30.40
3	Wagoner, Victor	57 LAPS	1:20.00
4	Kennedy, Bob L	59 CRUZ	1:10.85
5	Higgins, J Thomas	55 UC37	1:09.78
6	Heather, Michael R	59 MVN	1:10.13
7	Mitchell, Robert W	55 TCC	1:11.00
8	Moretti, Didier	55 FREM	1:22.24

2014 Nationwide USMS Spring Nationals
George Haines International Swim Center
Meet Program - Sunday, May 4, 2014

Heat 8 (#40 Men 100 Yard Backstroke)

1	Black, Boyd E	57 IM	1:08.77
2	Hendrick, Marty	56 SFTL	1:07.83
3	Hamm, Michael L	56 HMS	1:05.00
4	Prosen, Dennis E	57 SMM	1:04.11
5	Cutting, Steve	56 TVM	1:03.83
6	Weissert, Toby	55 NOVA	1:03.91
7	Leach, Mark D	55 CHIC	1:05.00
8	Volpp, Bryan D	56 WCM	1:05.92
9	Fremont, Robert	55 WIND	1:08.50
10	Patocchi, Robert J	58 CMAM	1:08.94

Heat 9 of 22 Finals

1	Phillips, Mike E	56 WAMS	1:03.20
2	Dunn, Joe S	56 SRM	1:01.04
3	Heath, Robert H	57 MAM	1:00.85
4	Kammerer, Richard F	56 SWOM	59.50
5	Klein, Jonathan E	56 NCMS	57.93
6	Shake, Scott D	56 ARIZ	58.45
7	Sauer, Jim	57 TXLA	59.72
8	Tallman, Karl G	55 CRUZ	1:01.00
9	Graham, Donald	59 PSM	1:01.12
10	Davis, Thomas W	56 ROSE	1:03.70

Heat 10 of 22 Finals

1	Whitehead, Michael L	49 ROSE	1:30.15
2	King, Brian V	47 SBM	1:22.00
3	Raiff, Steve U	45 MVM	1:13.00
4	Monroe, Mark D	48 UC38	1:18.45
5	Garay, Mikel	46 PTCO	1:28.00
6	Laudenslager, Greg L	52 RHMS	1:13.88
7	Fischer, James S	50 WMAC	1:10.86
8	Zoltick, Martin M	51 L4S	1:07.47
9	Hamza, Alex	54 LVTC	1:12.40
10	Nageotte, James K	53 ALB	1:40.00

Heat 11 of 22 Finals

1	Brancamp, David J	52 SNM	1:07.17
2	Antonick, Gary M	51 STAN	1:06.00
3	Le Vasseur, Andrew P	50 CMS	1:05.00
4	Benner, Tord E	54 NOVA	1:05.00
5	Barker, Douglas C	51 MVN	1:04.98
6	Neuhold-Huber, Tom M	52 PCCM	1:05.00
7	Allen, Larry W	52 UC38	1:05.00
8	Robnett, Truman J	51 VCM	1:05.12
9	Smith, N. Douglas	52 DAM	1:06.83
10	Bennett, Michael L	53 CRUZ	1:07.22

Heat 12 of 22 Finals

1	Soe, Soren T	50 SCSC	1:03.99
2	Evans, Dave	53 ARIZ	1:03.84
3	Tainty, Chris J	54 CRUZ	1:02.83
4	Doyas, Greg R	51 FREM	1:02.04
5	Power, Scott	51 UC14	1:01.19
6	Guthrie, David M	53 RICE	1:01.42
7	Mc Ginley, Patrick B	50 ROSE	1:02.64
8	Boileau, Mike	52 CMS	1:03.39
9	Taylor, Ron A	53 RPM	1:03.85
10	Washburne, Brent C	52 OREG	1:04.97

Heat 13 of 22 Finals

1	Vela, Stanley A	52 NBA	1:01.00
2	Neuman, Larry H	51 RAMS	1:00.98
3	Gibson, Dave	53 IM	59.50
4	Chao, Hector	50 WCM	59.05
5	Sims, David E	51 IM	54.54
6	Rasmussen, Anders M	50 TXLA	55.16
7	Chan, Andy	51 MELO	59.49
8	Morris, Richard L	50 NAM	1:00.00
9	Jaegers, Al	51 WAMS	1:01.00
10	Whelchel, David	52 LIB	1:01.16

Heat 14 of 22 Finals

1	McSweeney, Brian P	47 USF	1:08.99
2	Hoyt, Brian K	47 CMS	1:07.00
3	Smith, Bryan E	46 PSM	1:05.69
4	Woehl, Bradley J	45 CSTS	1:05.19
5	Berntsen, Mike	45 MAAC	1:03.20
6	Kaelle, John	45 OAM	1:04.20
7	Pehrson, James E	47 SNM	1:05.50
8	Fischer, Niel E	49 CHIC	1:05.83
9	Lewis, Mike J	49 WIND	1:07.53
10	Crock, John G	47 NEM	1:09.14

Heat 15 of 22 Finals

1	Hopson, Bruce E	48 SLAM	1:02.56
2	Boosin, Michael J	47 OREG	1:01.30
3	Turk, Joseph E	46 MELO	1:00.00
4	Segal, William N	49 JAM	58.60
5	Gould, Rick	45 STAN	52.00
6	Barta, Chris	47 TEME	57.95
7	Sullivan, Scot A	47 OREG	59.62
8	Chebotarev, Oleg	45 JAM	1:01.00
9	Lichtenwalter, Brian J	47 CRUZ	1:02.00
10	Velasco, Tim	47 AAM	1:03.01

Heat 16 of 22 Finals

2	Hanel, David M	42 TMPO	1:09.02
3	Muir, Scott	40 SNM	1:05.04
4	Connolly, Darrin T	42 BAY	1:04.90
5	Parker, Greg	44 ROSE	1:04.11
6	Oldershaw, Trevor D	44 UC38	1:04.18
7	Villarete, Andy D	42 UC33	1:04.99
8	Prado, Manuel	41 CRUZ	1:05.17

Heat 17 of 22 Finals

1	O'Mara, Timothy J	42 SNM	1:02.20
2	Barnes, David	40 STAN	1:01.00
3	Carlstrom, Adam T	41 PSM	58.55
4	Wegner, Dan	42 LVM	58.04
5	Perkins, Charles M	42 MELO	55.00
6	Sumner, David M	43 MVN	58.00
7	Hale, William C	43 ECAM	58.49
8	Karren, Kelly S	40 UTAH	1:00.93
9	White, Tobin F	42 DAM	1:01.79
10	Timko, Kevin A	44 RAA	1:02.65

Heat 18 of 22 Finals

1	Crooks, Alex	38 OREG	1:15.00
2	Milton, Trevis B	36 WLAC	1:01.00
3	Mellinger, Jeff R	35 WCM	58.50
4	Gallagher, Jose-Luis	37 L4S	55.09
5	Scalise, Erik L	36 SNM	53.52
6	Counts, Chris	38 LVM	54.74
7	Nakahodo, Sidney	38 NCYM	57.00
8	Laustsen, Paul C	39 MELO	59.99
9	Olsen, Byron	35 OREG	1:02.77

Heat 19 of 22 Finals

3	Propersi, Jeffrey D	18 PSM	1:02.34
4	Cheechov, Nick	20 SMM	1:02.06
5	Huseby, Nick	19 NDSU	1:02.17
6	Accornero, Kyle	25 FREM	1:03.22
7	Von Ahsen, John M	27 GERM	1:59.25
8	Cheung, Alex H	34 NOVA	1:09.00

Heat 20 of 22 Finals

1	O'Hern, David C	30 PSM	1:03.83
2	Maurer, Adrian B	30 CHIC	1:03.30
3	Lau, Austin C	30 BAC	1:01.41
4	Roper, Matthew D	33 DAM	57.99
5	Dorr, John W	30 TOC	56.00
6	Blatnik, Jeffrey	34 NOVA	57.92
7	Wolkowitz, Michael A	32 SCAQ	1:01.26
8	Benishek, Mark A	32 PSM	1:02.46
9	Leonard, John	33 IM	1:03.31
10	Oo, Aung Sann	32 ARIZ	1:03.86

Heat 21 of 22 Finals

1	Iwamoto, Satori	28 DAM	1:01.17
2	Alban, Doug M	27 NBAC	59.06
3	Sollom-Brotherton, Noel E	27 SRVM	56.95
4	Yntema, Douwe	25 TOC	55.45
5	Grant, Andy	29 ECAM	50.00
6	Happ, Kevin R	25 NCMS	52.25
7	Benoit, Matthew	26 TOC	55.50
8	Alders, Alec	25 ROSE	57.35
9	Knox, Mitchell A	27 QSS	1:00.87
10	Kirkpatrick, Michael	27 SWLB	1:01.19

Heat 22 of 22 Finals

1	Phelan, Cole E	22 PSM	1:02.00
2	Jezek, Jacob J	20 LVM	59.90
3	Sakamoto, Takumi	24 PSCM	56.20
4	Birnbrich, Zachary T	22 NAM	53.68
5	Shields, Thomas A	22 TOC	45.00
6	Saeta, Andrew	23 TOC	51.89
7	Hollis, Blake A	20 WCM	54.89
8	Callan, Kyle R	22 UC38	59.84
9	Thomas, Michael	21 LAMV	1:00.51
10	Gonzalez, Richard	21 SMM	1:02.06

2014 Nationwide USMS Spring Nationals
George Haines International Swim Center
Psych Sheet - Sunday, May 4, 2014

#41 Women 200 Yard Freestyle

Name	Age	Team	Seed	Time
18-24				
1 Delay, Sara E	23	WCM	1:49.60	
2 Kastes, Katie C	24	TOC	1:50.46	
3 Hansen, Allyson L	20	WCM	1:56.47	
4 Oto, Jillian M	20	SMM	1:58.50	
5 Stacy, Jessica	24	OREG	1:59.00	
6 Halberstadt, Lexie	22	NDSU	1:59.19	
7 Emig, Briana J	23	LVM	2:00.00	
8 Perez, Elisa C	18	WMAC	2:02.00	
9 Leonard, Courtney D	22	WCM	2:05.10	
10 Cooper, Morgan	23	NEM	2:05.33	
11 Mazuryk, Lydia	24	WCM	2:06.00	
12 Smith, Molly A	22	NEM	2:06.45	
13 Anderson, Sydney E	22	PSM	2:08.56	
14 Krovetz, Hannah	20	DAM	2:10.00	
15 Ehrke, Allison	24	WLAC	2:15.00	
16 Lowder, Kaitlyn	21	PSM	2:15.97	
17 Adams, Laura D	22	ROSE	2:16.62	
18 Barnick, Angela	19	PSM	2:17.14	
19 Reizman, Lea	23	NUTS	2:20.00	
20 Tagg, Emily K	23	MVM	2:50.00	
25-29				
1 Modrov, Priscilla A	26	UC04	1:57.00	
2 Davidoff, Cara	28	TOC	1:57.83	
3 Radecke-Noble, Jennifer D	29	TVM	1:57.93	
4 Taylor, Vicki	28	TVM	1:59.64	
5 Lee, Alexandra K	26	DAM	1:59.80	
6 Yoshiwara, Carole	25	LNRS	2:00.50	
7 Larson, Amanda D	26	DAM	2:03.18	
8 Toggias, Anna	28	NOVA	2:05.00	
9 Ferro, Claire	25	YSF	2:05.97	
10 Roach, Erika L	25	WCM	2:06.49	
11 Baker, Megan E	28	STAN	2:07.16	
12 Curley, Lindsey C	26	DAM	2:07.50	
13 Epperson, Brittany C	28	MSCA	2:08.00	
14 Devlin, Abigail S	29	STAN	2:08.30	
15 Braggin, Jacquelyn E	27	PSM	2:10.98	
16 Lyons, Liv M	28	QSS	2:11.62	
17 Nelson, Katey	26	PRES	2:12.00	
18 Farnham, Kaelly M	27	SRM	2:14.15	
19 Fernandes, Sara	27	QSS	2:20.00	
20 Kadam, Kendra	26	USF	2:30.00	
21 Roach, Regina A	27	WCM	2:36.39	
22 Thompson, Laura	28	WMAC	2:42.00	
30-34				
1 Coombe, Katy A	31	HOPK	1:55.79	
2 McWilliams, Katie L	30	ALEX	1:56.76	
3 McIntyre, Erin	32	UC32	2:02.68	
4 Ripoll, Megan	30	LVM	2:02.75	
5 Liberty, Laurel M	32	LIB	2:03.01	
6 Richardson, Lindsay	34	MICH	2:03.18	
7 Brandon, Celeste A	30	BLU	2:04.00	
8 Raffaelli, Cori P	30	VCM	2:04.00	
9 Giovanni, Melissa K	34	LVM	2:05.19	
10 Chase, Courtney B	31	TSUN	2:05.35	
11 Bernal, Genevieve M	34	WLAC	2:06.49	
12 Chen, Devon H	33	BAY	2:09.42	

13 Vorrasi, Catherine M	31	ARIZ	2:09.61	
14 Cafferata, Lindsey M	34	CHIC	2:13.02	
15 Estrada, Kris M	30	TSUN	2:13.60	
16 Gruenberg, Brigitta M	34	SAWS	2:14.30	
17 Louhichi, Nadia	33	UC59	2:15.07	
18 Carney, Monica M	31	CRUZ	2:15.90	
19 Colavito, Violet A	30	LVM	2:16.35	
20 Chinn, Sarah M	30	MAM	2:17.00	
21 Tweedy, Rebecca	31	MINN	2:17.11	
22 Lohr-Shelton, Julianne M	33	DAM	2:18.00	
23 Sorget, Genna	33	WLAC	2:20.43	
24 Howland, Heather A	33	IM	2:22.14	
25 Ginocchio, Fatima F	30	MEMO	2:40.00	
26 Bell, Hiroe A	34	UC38	2:54.00	
27 King, Sarah C	30	MTMS	3:40.54	
35-39				
1 Kelsey, Jane M	38	LRC	1:57.23	
2 Simpson, Adrienne R	39	SCSC	2:03.21	
3 Sheehan, Nichole	35	WLAC	2:05.55	
4 Johnson, Serena H	36	OREG	2:08.00	
5 Lee, Kristi D	38	SAWS	2:08.19	
6 Matlock, Shannon L	36	PSM	2:09.16	
7 Wagner, Allison M	36	UC38	2:10.00	
8 Fischer, Amy E	38	FGST	2:11.33	
9 Benjamin, Bonnie B	39	TOC	2:12.00	
10 Maidenberg, Eve G	37	MAM	2:12.52	
11 Chatzigeorgiou, Georgia	37	TNYA	2:12.58	
12 Hill, Hilary A	36	MSCA	2:13.33	
13 Lin, Katie M	39	LOM	2:13.50	
14 Reeves, Tessa L	35	OREG	2:14.45	
15 Wong, Connie M	38	AAM	2:15.00	
16 Bracco Comfort, Katie M	38	MELO	2:15.67	
17 Pearson, Loren J	38	TVM	2:19.84	
18 Hiebert, Stephanie	36	PSM	2:19.85	
19 Dillbeck, Stephanie K	36	MSCA	2:20.00	
20 Molina, Patricia A	38	CTS	2:20.17	
21 Piggott, Emma	39	SDSM	2:21.45	
22 Burch, Katie E	36	TVM	2:21.50	
23 Arnold, Rebecca E	36	NUTS	2:25.00	
24 Giffin, Meghan J	35	ROSE	2:32.12	
25 Stow, Meredith A	35	L4S	2:42.06	
26 Barnitt, Anne E	39	PCCM	2:45.00	
40-44				
1 Holland, Amy S	42	NCMS	2:03.90	
2 Reece, Margaret E	42	WCM	2:04.45	
3 Moorhead, Amy J	42	PSM	2:04.81	
4 Adams, Krissy L	42	LGSR	2:09.68	
5 Rodriguez, Karin	42	WOOD	2:12.75	
6 Strong, Susan D	42	WCM	2:12.88	
7 Bjerknes, Wendy L	44	SMM	2:15.11	
8 Elgaaen, Katie S	44	SMM	2:15.23	
9 Fox, Michele	44	NEM	2:15.80	
10 Harris, Stacey	44	NCMS	2:15.96	
11 Noble, Sherry	42	FGST	2:16.12	
12 Fahlen, Lola L	44	ALMA	2:16.37	
13 Kircalioglu, Gamze	43	ROSE	2:16.87	
14 Moss, Bonnie M	42	SNM	2:16.87	
15 Brakeman, Jennifer	44	MAM	2:17.00	
16 Delp, Anne	40	AAM	2:25.00	
17 Porter, Jo Ann A	42	SNM	2:25.00	

18 Khalil, Heidi G	43	ROSE	2:29.20	
19 Hughes, Megan	40	ISMT	2:40.00	
20 Espinosa, Rebecca	43	MEMO	3:32.57	
45-49				
1 Rapuano, Lisa O	48	NBAC	2:05.33	
2 Adams, Kari S	48	LVM	2:07.02	
3 Welting, Lauren K	48	TOC	2:07.02	
4 Monaghan, Ann S	47	JAM	2:10.00	
5 Redfield, Carol A	48	NCMS	2:10.51	
6 Bullock, Sarah A	48	PSM	2:10.52	
7 Godges, Arlette A	49	SCAQ	2:12.00	
8 Damsky, Irene T	48	SDSM	2:12.46	
9 Richardson, Kim G	45	CMS	2:15.06	
10 Johansson, Hanna L	47	PSM	2:15.20	
11 Goldberg, Michelle L	45	DAM	2:17.05	
12 Hagadorn, Heather	49	CMS	2:17.09	
13 Greene, Dana M	45	NCMS	2:17.09	
14 Fackert, Susan L	47	WOOD	2:17.20	
15 Driscoll, Heather J	47	LGSR	2:18.00	
16 Rakotz, Tara	46	SDSM	2:20.00	
17 Sondag, Lynn S	46	TAM	2:22.00	
18 Bulman, Robin A	48	SRM	2:22.73	
19 Phalen, Jennifer R	49	DAM	2:24.50	
20 Conner, Mary M	47	WCM	2:24.66	
21 Woodburn, Sheri P	46	LGSR	2:25.50	
22 Garforth, Emma	48	DAM	2:28.83	
23 De Somma, Margaret P	46	NUTS	2:29.39	
24 Harris, Karen C	47	RPM	2:33.73	
25 Millstein, Roberta L	48	DAM	2:35.00	
26 Howard, Amy	49	QMST	2:36.48	
27 Mose, Becky	47	SRVM	2:54.99	
50-54				
1 Hernandez, Jill S	53	WCM	2:01.56	
2 Jones, Eney	53	DAMM	2:04.52	
3 Matena, Jana	51	MELO	2:06.42	
4 Steffe, Kathleen	51	CMS	2:06.66	
5 Block, Andrea J	52	IM	2:07.13	
6 Brown, Claiborne M	50	FREM	2:09.00	
7 Cleavenger, Becky	50	CVMM	2:09.20	
8 Irish Bostic, Linda	50	NCMJ	2:09.27	
9 Gregory, Ellen D	50	INDY	2:09.60	
10 Birnbrich, Beth	50	NAM	2:09.91	
11 Garnier, Kathy L	53	CMS	2:10.46	
12 Moss, Pam Henry	52	CONN	2:11.92	
13 Finley, Ann	51	LAPS	2:12.00	
14 Kafka, Heidi	51	IM	2:12.66	
15 Murphy, Karen L	53	WCM	2:12.70	
16 Stuntzner, Denise E	51	OREG	2:15.55	
17 Delmage, Arlene	51	OREG	2:18.41	
18 Jensen, Sue	53	NEM	2:19.52	
19 Stokes, Karin E	53	NEM	2:20.42	
20 Dawson-Cook, Susan E	51	ARIZ	2:20.83	
21 Dorman, Gwen	51	USF	2:21.47	
22 Reynolds, Laura L	51	STAN	2:23.00	
23 Vincent, Nancy C	54	OREG	2:25.00	
24 Seitz, Chris A	51	TVM	2:30.19	
25 McCleary, Jackie L	50	LGSR	2:31.36	
26 Cook, Amy M	50	WCM	2:31.80	
27 Bathgate, Diane	52	MSCA	2:35.94	
28 Indaco, Birgitta	54	FREM	2:38.28	

TYR®



DURAFAST *ELITE*
300+

300+ HOURS OF PERFORMANCE

100% CHLORINE PROOF

100% COLOR-FAST

DURABLE, FLEXIBLE & COMFORTABLE

UPF 50+

MEGAN ROMANO | WORLD CHAMPIONSHIP GOLD MEDALIST

TYR.com

**2014 Nationwide USMS Spring Nationals
George Haines International Swim Center
Psych Sheet - Sunday, May 4, 2014**

50-54...(#41 Women 200 Yard Freestyle)

29	Joyce, Martha O	54 TAM	2:39.13
30	Montgomery, Victoria J	53 CASC	2:39.78
31	Watters, Diana	54 MVM	2:40.58
32	Kripke, Liz	52 NEM	2:46.15
33	Shepard, Elizabeth	53 UC54	2:47.32
34	Slonski, Jenny	54 FGST	2:51.39
35	Dibley, Allison M	52 WCM	3:07.94

55-59

1	Hibben, Veronica	57 UCLA	2:08.44
2	Cook, Jenny L	56 UCLA	2:10.78
3	Andrus-Hughes, Karen	56 OREG	2:11.00
4	Meyer, Marguerite	55 TOC	2:12.00
5	Crowder, Barbara W	56 NCMS	2:13.39
6	Knapp, Lo D	59 UTAH	2:15.00
7	Lippold, Mary B	58 PSM	2:18.00
8	Grilli, Tracy L	57 NEM	2:19.02
9	DeMere, Susan D	58 GS	2:21.09
10	Neville, Cathy V	56 SDSM	2:24.12
11	Helmrich, Susan P	58 LNRS	2:24.60
12	Breen, Barbara L	55 MELO	2:25.00
13	Finch, Merry B	59 YCMS	2:25.30
14	Mitchell, Alison A	59 MVN	2:27.47
15	Saul-Zachau, Joanne	55 LVM	2:28.06
16	Dolan LaMar, Diana	56 SDSM	2:28.14
17	Lambert, Caroline	56 FREM	2:31.91
18	Fitzpatrick, Jana B	56 ZEN	2:32.00
19	Moore, Sheila E	55 PSM	2:32.57
20	Hines, Mary Anne	56 WMST	2:35.16
21	Kamler, Theresa A	57 UC38	2:36.09
22	Van Cleave, Julie M	55 WMAC	2:37.79
23	Igel, Victoria E	58 FREM	2:42.92
24	Glenesk, Jennifer A	58 KMAN	2:44.65
25	Kruse-Elliott, Kris T	55 SMM	2:50.00
26	Appel, Pamela J	57 WCM	2:52.62
27	Marshfield, Ann K	55 O*H*	2:53.56
28	Moritz, Debbie J	56 LOM	3:45.45

60-64

1	Val, Laura B	62 TAM	2:10.00
2	Schmidt, Jonelle	63 ARIZ	2:21.00
3	Battin, Carolyn	60 LVM	2:23.00
4	Ogier, Danielle	61 GOLD	2:23.91
5	Miller, Celeste	64 SNM	2:24.50
6	Eisenman, Judy A	60 TAM	2:27.95
7	Girard, Mikey G	60 ARIZ	2:37.90
8	Schulbach, Cathy	60 LGSR	2:40.07
9	Blatt, Cindy S	60 VCM	2:41.44
10	Alexander, Martha A	64 WCM	2:41.53
11	Powell, Susie W	61 NUTS	2:45.00
12	Robinson, Lauren	61 UC48	2:47.21
13	Dougherty, Mindy M	61 MVN	2:48.50
14	Willard, Mimi	60 NUTS	2:53.40
15	Meteyer, Beverly B	60 LVM	3:00.00
16	Schneider, Mary P	61 WMAC	3:16.42
17	Hunner, Christine M	63 LOM	4:00.00

65-69

1	Boak, Carolyn	69 WMST	2:28.90
2	Dills, Suzanne L	69 PSM	2:32.10
3	Menard, Joanne	66 MMAC	2:36.90
4	Shoenberger, Linda R	66 TAM	2:38.16
5	Dillon, Sally A	67 PSM	2:42.79

6	Gillies, Judy L	66 ARIZ	3:01.11
7	Hill, Marcia M	69 WCM	3:04.86
8	Stoll, Linda L	66 PMST	3:46.97

70-74

1	Marr, Jackie M	70 SDSM	2:48.80
2	Ridout, Nancy J	72 TAM	2:59.50
3	Mc Partland, Peg K	72 MAM	3:10.00
4	Westergaard, Leslie M	71 DAM	3:15.00
5	Densmore, Ann	72 NEM	3:35.00
6	Whiter, Peggy S	70 OREG	3:37.56
7	Crock, Sally S	71 SCAQ	3:40.00
8	Dugan, Betty L	72 DAM	3:45.00
9	Avery, Susan H	72 MM	3:59.00

75-79

1	Williams, Anne H	75 SDSM	3:03.00
2	Munn, Susan L	75 DAM	3:08.23
3	Little, Jeanne	77 MVN	3:12.23
4	Miller, Jan	75 ARIZ	3:15.00
5	Mc Cubbin, Miek	78 SMM	3:47.73
6	Chase, Lida G	75 HIMA	4:27.99

80-84

1	Bensu, Janet L	81 USF	4:23.52
2	Heller, Terry	80 WM	4:30.00

85-89

1	Stupfel, Gloria M	87 SMM	5:50.00
---	-------------------	--------	---------

90-94

1	Kornfeld, Maurine E	92 MVN	4:26.64
2	Sanddal, Charlotte E	91 MM	6:18.79

#42 Men 200 Yard Freestyle

Name	Age	Team	Seed Time
------	-----	------	-----------

18-24

1	Peterson, Christopher V	24 OAM	1:40.36
2	Montgomery, Payne M	23 ARIZ	1:44.55
3	Hong, Arthur	22 STAN	1:50.00
4	Harding, Cole	18 OREG	1:51.47
5	Elaziz, Sarp	20 ROSE	1:52.57
6	Rosbach, Alexander S	23 DAM	1:54.45
7	Sibley, Alexander	24 ROSE	1:55.67
8	Stoner, Chris T	22 DAM	1:56.78
9	Moy, Kevin R	22 STAN	1:56.84
10	Enciso, Julio D	21 WCM	1:57.51
11	Jessop, Tyler W	21 DUCK	1:58.00
12	Thomas, Michael	21 LAMV	1:58.19
13	Oreizi, Justin D	24 DUCK	1:59.00
14	Sanchez, Ralph	23 ROSE	1:59.00
15	Jawad, Jared D	23 ECAM	2:00.00
16	Morley, Kyle G	20 DUCK	2:00.05

25-29

1	Townsend, Darian R	29 ARIZ	1:33.39
2	Nilsson, Eric T	26 NEM	1:39.92
3	Grant, Andy	29 ECAM	1:40.00
4	Morrison, Phillip C	29 STAN	1:42.25
5	Sanchez, Carlos F	27 SMM	1:46.06
6	Talbot, Christopher J	27 TOC	1:48.50
7	Sollom-Brotherton, Noel E	27 SRVM	1:49.75
8	Neuwirth, Jamie	26 TOC	1:51.00
9	Evans, Ryan V	28 SNM	1:52.00
10	Singleton, Marcus G	25 UTAH	1:52.64
11	Kao, Philip S	28 NOVA	1:53.74

12	Rosales Yopez, Jose R	28 MINN	1:54.42
13	Altman-Kurosaki, Jonas Y	25 AGUA	1:55.00
14	Winkler, Gates R	25 MVM	1:55.00
15	Martin, Matthew J	28 ROSE	1:55.20
16	Sheldon, Chase D	28 WOOD	1:55.34
17	Gerken, Dustin D	29 NAM	1:55.41
18	Sagginario, Joseph	25 OWS	1:55.48
19	Karacozoff, David	25 WOOD	1:55.60
20	Rudloff, Christian E	26 TOC	1:55.80
21	Arias, Luis	26 AGUA	1:56.00
22	Butz, Jeremy R	25 AGUA	1:56.50
23	Iwamoto, Satori	28 DAM	1:57.05
24	Hochstrasser, James B	29 QUAC	1:58.64
25	Bermejo-Deval, Ricardo	27 CTM	2:02.00
26	Knowles, Elliott J	27 SWIF	2:03.66
27	Cirone, Nicholas A	25 UC38	2:03.99
28	Bertram, Christian	29 SMM	2:05.00
29	Fahy, David R	29 MPM	2:10.25

30-34

1	Gaines, Billy	33 LVM	1:44.00
2	Santoro, Antonio	31 WLAC	1:44.50
3	Nonaka, Andy J	34 WCM	1:48.50
4	Girard, Alex J	31 CMS	1:48.72
5	Swick, John T	30 ARIZ	1:49.77
6	Hildebrand, David R	33 TNYA	1:50.27
7	Ignatov, Alex	32 FOG	1:54.00
8	Bost, Chris	32 SON	1:54.22
9	Burrows, Aaron	32 MELO	1:56.12
10	Grisham, Kyle J	31 SAWS	1:56.45
11	Binz, Robert A	32 SCAC	1:57.15
12	Baeder, Larry D	32 SRVM	1:58.21
13	Gawlick, Craig	32 MVM	1:59.08
14	Erdos, Jonathan	33 CTS	2:00.95
15	Fogarty, Brian W	30 MAAC	2:06.55
16	Bengtsson, Peter A	34 MVM	2:26.00
17	Chase, Ryan	33 TSUN	2:28.45
18	Saito, Blaine G	32 TSUN	2:48.63

35-39

1	Kiedel, Michael	38 SMM	1:47.00
2	Jones, Clayton P	35 BAY	1:48.00
3	Gilman, Matthew B	37 STAN	1:49.00
4	Ash, Jeffrey M	37 NEM	1:52.00
5	Boettner, Jason R	35 SCSC	1:52.00
6	Alley, David W	39 TXLA	1:52.00
7	Doucet, Douglas C	38 NEM	1:53.20
8	Mills, Jamie	37 LIB	1:54.55
9	Albino, Jorge E	39 SYSM	1:54.90
10	Flakoll, Jonathan D	39 WCM	1:54.97
11	Mahn, Chris	39 WIND	1:56.32
12	Freeman, Yusef E	35 MEMO	1:57.39
13	Conrad, Nathan E	37 WMAC	1:58.40
14	Raffaelli, Ryan L	37 NEM	1:58.50
15	Miller, Matt	36 OREG	1:58.54
16	Matthews, Jonathan	35 OREG	1:58.74
17	Keim, John	39 ROSE	1:59.88
18	Mandy, Joseph W	36 TXLA	2:02.26
19	Donlon, Kevin H	35 USF	2:07.00
20	Best, Matthew B	39 MBAY	2:08.00

40-44

1	De Fabrique, Yann J	40 MSCA	1:42.00
---	---------------------	---------	---------

2014 Nationwide USMS Spring Nationals
George Haines International Swim Center
Psych Sheet - Sunday, May 4, 2014

40-44...(#42 Men 200 Yard Freestyle)

2	Niemi, Matthew G	40 USF	1:49.07
3	Wegner, Dan	42 LVM	1:49.23
4	Hursty, Peter S	41 OCMT	1:49.80
5	Selinger, Ili R	40 WCM	1:50.00
6	Sheldon, Paul	43 CMS	1:50.09
7	Beach, Christopher E	44 NCMJ	1:51.84
8	Hassett, James E	41 CRUZ	1:52.00
9	Turk, John P	42 MELO	1:52.01
10	Nelson, Kirk	43 PSM	1:52.45
11	Hoftzyer, Ernie	44 DAM	1:53.22
12	Lucero, Michael D	43 ROSE	1:53.27
13	Anderson, Kent A	42 DAM	1:54.00
14	Tiozzo, Eduard	40 SFTL	1:54.63
15	Butcher, Rob	41 SYSM	1:56.00
16	Anderson, Ryan C	40 PTCO	1:56.31
17	Edwards, Dan	40 CMS	1:57.75
18	Chapman, John F	43 CRUZ	1:58.00
19	Fahlen, Mark T	42 MAAC	1:58.34
20	Owens, Chad E	44 CVM	1:58.47
21	Kooy, Jan F	41 UC38	1:59.50
22	Kitzman, Scott A	44 NCMJ	1:59.89
23	Connolly, Darrin T	42 BAY	2:00.00
24	Adji, Tirto	41 SCSC	2:00.00
25	Mansfield, Ken	43 SRM	2:00.00
26	Passos, Andre	40 ROSE	2:00.39
27	Vocke, Joe	43 NAM	2:00.89
28	Roake, Ash K	42 CRUZ	2:01.23
29	Bodie, David	42 SAMY	2:02.20
30	Prado, Manuel	41 CRUZ	2:02.31
31	Valle, Marc A	40 ARIZ	2:03.87
32	Reed, Mitchell W	44 OAK	2:04.10
33	Moore, Scott R	41 MOVY	2:06.16
34	Richard, Francois	40 MVM	2:10.00
35	Abersold, Glenn	41 TVM	2:10.00
36	White, Tobin F	42 DAM	2:10.36
37	Adams, Scott G	44 UC04	2:12.00
38	Sepanik, Brian J	42 WCM	2:20.00
45-49			
1	Unruh, Steven L	47 NITR	1:46.98
2	De Boisblanc, Michael W	46 WCM	1:48.50
3	Brundage, Patrick W	47 UC48	1:48.81
4	DeBiase, Terry A	49 ARIZ	1:48.93
5	Bennett, Dennis	48 IAMA	1:49.18
6	Cox, Mark	46 PTMS	1:49.99
7	Hobson, Chip L	46 SNM	1:50.00
8	Benucci, Lorenzo	46 AWJ	1:50.78
9	Erwin, Jeff T	49 SAWS	1:54.08
10	Wise, Mike	49 CMS	1:54.40
11	Lichtenwalter, Brian J	47 CRUZ	1:55.00
12	Stahl, Stephen A	49 WCM	1:55.25
13	Pegram, Steve	45 NCMS	1:55.44
14	Jarr, Scott	46 STAN	1:55.60
15	Sullivan, Scot A	47 OREG	1:56.27
16	Edge, Jonathan A	47 SCMC	1:56.91
17	Moran, Marty	47 MINN	1:57.34
18	Winter, Jarret R	45 CRUZ	1:57.78
19	Ferguson, Daniel B	47 WH20	1:58.01
20	Rust, Stefan R	46 LRC	1:59.00
21	Hardcastle, Kirk A	45 AKMS	1:59.50
22	Gogulski, David H	45 NITR	1:59.59

23	Powell, Steven T	46 LAPS	1:59.68
24	Kaelle, John	45 OAM	1:59.97
25	Samoilov, Arkadii V	48 MVM	2:00.19
26	Vaughn, David R	49 VMST	2:01.00
27	Heaney, Michael P	47 WCM	2:01.49
28	Lueth, Dirk	48 MELO	2:02.02
29	Hahn, Darek L	47 JAM	2:02.55
30	Sherry, Steve K	47 LGSR	2:03.21
31	Snyder, Daniel B	46 LGSR	2:03.26
32	De La Vega, Rafael	45 MELO	2:05.00
33	Adams, William A	47 L4S	2:05.40
34	Schab, Barry T	46 CLOV	2:05.65
35	Thomas, Uwe	48 QSS	2:07.00
36	Coates, Ed M	48 TXLA	2:08.64
37	Candela, Joseph V	47 LVM	2:10.00
38	Cocca, Chris D	48 MELO	2:15.70
39	Sawyer, Trevor L	46 MHSA	2:16.50
40	Villa-Lovoz, Sean T	46 QSS	2:18.00
41	Colety, Brian	47 NBA	2:20.00
42	Tiedemann, Arthur R	48 WM	2:24.00
43	Cooperman, Jeff	47 TAM	2:25.00
44	Coero, Mike G	45 UC38	2:26.80
45	France, Kermit	47 WCM	2:30.67
50-54			
1	Rodrigues, Gerry A	51 T-26	1:49.80
2	Lydecker, Charles H	50 BLU	1:50.00
3	Mortensen, Franz	50 SCSC	1:51.98
4	Phelan, Darren D	50 STAN	1:52.26
5	Vela, Stanley A	52 NBA	1:54.90
6	Scott, Greg C	54 CMS	1:55.00
7	Mc Cracken, Bill	52 TVM	1:55.00
8	Remmert, Greg A	51 WCM	1:55.00
9	Blichfeldt, Tore	50 UC44	1:55.68
10	Yeomans, Scott	50 GSM	1:55.90
11	Autissier, Patrick	51 NEM	1:56.00
12	Scannell, Michael G	50 ROSE	1:56.66
13	Boone, Jon	50 WCM	1:56.79
14	Birnbrich, Chris L	50 NAM	1:57.20
15	Reid, Cameron D	53 LAMV	1:58.50
16	Jaegers, Al	51 WAMS	1:58.50
17	Gothberg, Brad A	51 WCM	1:58.50
18	Richardson, Terry	53 ARIZ	1:59.10
19	Doyas, Greg R	51 FREM	1:59.23
20	Sfingí, John A	50 MVMS	1:59.44
21	Valley, Eric	52 MOVY	1:59.64
22	Lileikis, Joseph G	51 OCMT	1:59.77
23	Neuhold-Huber, Tom M	52 PCCM	2:00.00
24	Bosley, Douglas M	51 NEM	2:01.51
25	Cook, Doug J	51 WCM	2:01.75
26	Pfaltzgraff, Mark	52 WMAC	2:02.07
27	Baker, John	51 SMM	2:03.60
28	Soe, Soren T	50 SCSC	2:03.99
29	Bathey, Tony E	50 WIND	2:04.11
30	Powers, Robert M	50 AAM	2:04.50
31	De Cosse, David E	53 CRUZ	2:05.00
32	Richey, Steven C	53 MSMA	2:05.68
33	Miller, Brent D	54 MOVY	2:06.65
34	Branccamp, David J	52 SNM	2:06.65
35	Stephenson, Kyle	53 MOVY	2:07.00
36	Trimble, Sandy	51 WAMS	2:07.00

37	Hess, Bart R	53 MAM	2:07.63
38	Podmajersky, Tom E	50 UCI	2:07.63
39	Keck, Mike	54 TOC	2:08.00
40	White, Mark	51 TSUN	2:08.00
41	Carlson, Eric	53 LNRS	2:08.49
42	Dauginas, Joe	51 UC16	2:08.65
43	Fuselier, Stephen A	54 AAAA	2:09.57
44	Ottati, Dean	54 WCM	2:10.00
45	Dowd, B Gil	51 TOC	2:10.02
46	Wolf, Marlon I	50 NUTS	2:10.74
47	Anderson, Thomas D	52 MELO	2:11.40
48	Holtzman, Steven C	50 LNRS	2:12.00
49	Schmidt, Jeff V	50 MOVY	2:14.12
50	King, Ian E	51 GAJA	2:14.31
51	Sharron, Christopher A	52 AAM	2:15.00
52	Campbell, Chris	53 MVM	2:17.00
53	Zabotkine, Nikolai V	54 LVM	2:20.00
54	Goble, John M	51 QSS	2:21.00
55	Prince, Adam S	50 SCSC	2:50.00
56	Kostyrka, Joel R	53 CMS	3:05.00
55-59			
1	Groselle, Jack R	59 SYSM	1:52.48
2	Evans, Mark E	56 DAM	1:56.00
3	Blatt, Michael J	58 VCM	1:57.61
4	Kammerer, Richard F	56 SWOM	1:58.50
5	Orten, Frank T	55 CMS	1:59.53
6	O'Brien, Kerry L	57 WCM	2:00.81
7	Smith, Darrell J	57 MINN	2:01.18
8	Cutting, Steve	56 TVM	2:01.51
9	Druz, Loren	58 WCM	2:02.00
10	Brenner, Bill	55 SYSM	2:02.32
11	Prosen, Dennis E	57 SMM	2:03.39
12	Kline, Jeffrey S	55 MELO	2:05.00
13	Higgins, J Thomas	55 UC37	2:05.13
14	Reudy, Tom	59 SMM	2:05.90
15	Knowles, Andy	59 SWIF	2:08.37
16	Sheahan, Dan	56 VMST	2:08.94
17	Kenny, Daniel B	56 SMM	2:09.06
18	Sorg, Jack H	57 MVM	2:10.00
19	Spellberg, Geoff	58 TAM	2:10.99
20	Kubicki, Scott	55 GKMS	2:11.00
21	Skinner, Peter K	59 STAN	2:20.00
22	Winer, Nick	56 NUTS	2:25.00
23	Anderson, Robert L	58 PCCM	2:28.37
24	Sternberg, Scott D	56 ROSE	2:28.42
25	Wyson, Joseph	57 LVM	2:35.38
26	Moretti, Didier	55 FREM	2:36.00
27	Rollins, Larry	57 DAM	2:38.00
60-64			
1	Griffith, James M	61 TOC	1:58.00
2	Townsend, Scott	60 LVM	1:59.50
3	Mc Conica, Jim	63 VCM	1:59.52
4	Dodson, Phil L	61 IM	1:59.77
5	Hamry, Carl J	60 PSM	2:01.95
6	Gilchrist, Donald B	60 NCMS	2:03.00
7	Sweeney, James S	60 SMM	2:03.10
8	Gruber, Glenn A	64 VCM	2:03.35
9	Ferroggiaro, Fred	60 TOC	2:04.89
10	Perout, Jeffrey J	61 SYSM	2:05.50
11	Bell, Alan	64 PSM	2:06.00

2014 Nationwide USMS Spring Nationals
George Haines International Swim Center
Psych Sheet - Sunday, May 4, 2014

60-64...(#42 Men 200 Yard Freestyle)

12	Bernard, Alan D	64 TAM	2:06.17
13	Stevens, Craig W	61 1776	2:06.90
14	Blumenthal, Jeffrey S	60 IM	2:07.40
15	Sherrill, Mike	64 TOC	2:10.00
16	Fochios, Dean T	60 WMAC	2:10.00
17	Sapirstein, Julian B	64 USF	2:10.45
18	Modjeska, Mark E	61 ARIZ	2:11.66
19	Foreaker, Don	61 SRM	2:12.00
20	Mandel, Barry R	61 WMAC	2:12.00
21	Sterne, Erik A	61 ROSE	2:14.19
22	Bell, Gordon E	61 WCM	2:14.68
23	Yensen, Kermit D	60 OREG	2:15.00
24	Kendrick, Jim A	61 PSM	2:15.50
25	Ryan, James	61 GSM	2:17.09
26	Deacon, Ted S	64 DAM	2:18.00
27	Carew, Michael P	64 OREG	2:18.09
28	Scheff, Jonathan	61 WIND	2:18.21
29	Small, Stephen A	61 UC38	2:21.40
30	Rennels, Glenn D	63 STAN	2:25.86
31	Vraspir, Alan D	63 CAQM	2:30.17
32	Lalanne, Kenneth L	60 MAM	2:52.00

65-69

1	Childs, Lee	65 GOLD	2:05.50
2	DeLacy, James R	67 WCM	2:10.00
3	Davis, Don M	69 RHMS	2:12.60
4	Rudloff, Edward	66 TOC	2:12.70
5	Wilson, Joel R	65 CRUZ	2:17.00
6	Abbott, William A	67 CMS	2:19.80
7	Daniels, Larry N	68 MAAC	2:20.00
8	Ashford, Wes	65 PCCM	2:20.13
9	Frost, Kenneth A	69 TAM	2:21.98
10	Knuth, Clark A	65 WMAC	2:28.86
11	Brenner, Gary R	66 SMM	2:29.00
12	Dennis, D Craig	68 WCM	2:29.53
13	Owens, Robert A	67 VCM	2:35.00
14	Faust, Leland H	67 TOC	2:38.75
15	Woodruff, Michael	68 BAM	2:44.77
16	Peterson, Richard A	66 MELO	2:58.00
17	Kilz, Raymond J	66 MVN	3:00.00
18	Flickinger, Tom R	66 WCM	3:00.00

70-74

1	Landis, Tom	72 OREG	2:10.48
2	Willert, Dan T	71 WCM	2:26.50
3	Ralphs, Tony	70 SDSM	2:26.84
4	Bell, John L	71 SDSM	2:35.43
5	Walker, Joseph R	72 SNM	2:40.21
6	Colonnese, Michael A	70 MVN	2:45.00
7	Harwood, James W	72 TOC	2:45.80
8	Ronay, Peter E	71 ROSE	2:47.00
9	Belluomini, Robert A	72 TOC	2:47.92
10	McCarthy, Raymond M	70 CRUZ	2:55.00
11	Michael, Martin D	70 MELO	2:55.00
12	Avery, John H	71 MM	2:56.00
13	Bakke, Peter L	72 BAM	3:28.59

75-79

1	Gallagher, Drury J	75 XCEL	2:38.00
2	Rauch, Will	79 LVM	2:40.00
3	Norris, Robert F	75 DAM	2:57.30
4	Blake, William V	77 MOST	2:59.00
5	Stone, Herbert	79 LOM	3:20.00

6	Smethurst, Everett W	79 NOVA	3:25.00
80-84			
1	Radcliff, David A	80 OREG	2:22.36
2	Brown, Donald L	80 WCM	2:42.00
3	Mayo, Robert W	80 WCM	3:12.00
4	Drobner, Sherwin	80 GOLD	3:22.60
5	Fritz, Jack R	81 ARIZ	3:23.55
6	Beach, Robert E	83 SPM	3:30.00
7	Goldsmith, Harry S	84 AAM	3:59.00
85-89			
1	Stupfel, Don L	86 SMM	4:50.00



- » Experience University of Maryland's state-of-the-art natatorium
- » 10 miles to Washington, DC's national monuments & museums
- » 30 miles to Baltimore and Annapolis



SAVE THE DATE
FRIDAY, AUGUST 15
Social at Washington Nationals Park versus the Pittsburgh Pirates

**2014 Nationwide USMS Spring Nationals
George Haines International Swim Center
Meet Program - Sunday, May 4, 2014**

#43 Women 50 Yard Butterfly

Lane	Name	Age	Team	Seed Time
Heat 1 of 30 Finals				
2	Kraetzer, Midge S	75	WCM	1:00.87
3	Little, Jeanne	77	MVN	43.53
4	Voorhees, Margaret S	85	USF	1:30.00
5	Stupfel, Gloria M	87	SMM	1:45.00
6	Callison, Barbara F	81	RINC	53.04
7	Hirsch, Ann M	83	WCM	56.00
8	Saddal, Charlotte E	91	MM	1:27.35
Heat 2 of 30 Finals				
1	Olson, Jeannine E	74	RINC	58.85
2	Dugan, Betty L	72	DAM	49.71
3	Case, Mary Ann	74	ARIZ	41.90
4	Todd, Diana F	70	SNM	33.89
5	Roepke, Elizabeth L	73	SMM	47.00
6	St. Germain, Patricia J	71	FMM	50.69
7	Chaitkin, Lauren E	69	USF	53.00
8	Campbell, Martha C	65	USF	54.42
9	Fatemi, Fariba	50	SMM	58.00
Heat 3 of 30 Finals				
1	Young, Lydia L	65	CMS	40.75
2	Kranpitz, Nancy	69	WMAC	39.10
3	Rousseau, Sandi	66	OREG	36.50
4	Menard, Joanne	66	MMAC	35.75
5	Shaps, Ruth Y	66	MAM	34.00
6	Tyler, A Susan	65	SNM	34.87
7	Rockholm, Ellen J	65	KMAN	36.10
8	LeClercq, Toni M	66	PSM	37.00
9	Carruthers, Kate M	65	PSM	39.98
10	Christenson, Candy J	67	WMAC	45.09
Heat 4 of 30 Finals				
1	Taub, Pamela A	63	WCM	1:09.21
2	Stengel, Alta F	63	SDSM	41.33
3	Powell, Susie W	61	NUTS	40.00
4	Kennedy, Aud	61	CRUZ	39.45
5	Seaton, Jessica W	61	WH2O	40.00
6	Armstrong, Miki	60	MELO	40.00
7	Dobisz, Elizabeth A	60	QSS	45.00
8	Rodriguez, Nancie	52	CTM	41.30
9	Boileau, Ute C	51	CMS	39.29
10	Shepard, Elizabeth	53	UC54	48.70
Heat 5 of 30 Finals				
1	Rutherford, Lynn Y	60	SBM	37.90
2	Meteyer, Beverly B	60	LVM	36.90
3	Smith, Patty	61	SCAC	35.85
4	Rosener, Karen K	60	CMS	31.60
5	Ciraulo, Christie	60	UCLA	30.99
6	Davis, Charlotte M	64	PSM	31.00
7	De Moss, Sally	61	NBA	34.15
8	Blatt, Cindy S	60	VCM	36.90
9	Battin, Carolyn	60	LVM	37.00
10	Clark, Elizabeth A	60	NBA	39.00

Heat 6 of 30 Finals

1	Colwell, Elizabeth	59	HIMA	45.00
2	Strauss, Judy	59	MELO	41.72
3	Terhorst, Hermine M	55	SRM	35.55
4	Kirkpatrick-Reno, Nancy	58	CVMM	35.00
5	Ganze, Cathy	56	SDSM	34.30
6	Buchanan, Linda A	56	DAM	34.67
7	Taylor, Barbara G	59	YCMS	35.00
8	Knowles, Nancy C	56	SWIF	39.52
9	Marshfield, Ann K	55	O*H*	41.96
10	Moritz, Debbie J	56	LOM	1:00.07

Heat 7 of 30 Finals

1	Kamler, Theresa A	57	UC38	33.81
2	Neville, Cathy V	56	SDSM	33.50
3	Landers, Patty	57	WCM	31.50
4	Crowder, Barbara W	56	NCMS	31.18
5	Hibben, Veronica	57	UCLA	29.53
6	Warmuth, Stacey	57	VCM	31.07
7	Lippold, Mary B	58	PSM	31.50
8	Fitzpatrick, Jana B	56	ZEN	33.50
9	Feeley, Louise S	55	MELO	33.56
10	Brault, Danielle	58	VIC	34.16

Heat 8 of 30 Finals

1	Bathgate, Diane	52	MSCA	35.40
2	Shaver, Anne K	51	RHMS	35.00
3	Weinman, Michal Sue	50	DAM	34.34
4	Seitz, Chris A	51	TVM	34.00
5	Coffee, Cassandra	52	NUTS	33.88
6	Diddams, Margaret A	52	PSM	33.88
7	Dillan, Gloria	54	PSM	34.12
8	Lewczyk, Leslie E	51	NBA	34.54
9	Joyce, Martha O	54	TAM	35.00
10	Griffin, Linda C	53	MELO	36.00

Heat 9 of 30 Finals

1	Voss, Julie E	50	PSM	33.26
2	Cagigas, Debbie	52	EBAT	33.14
3	Morison, Elaine I	54	WCM	33.00
4	Goldberg, Claudette	54	USF	32.85
5	Dodd, Dina	50	NSA	32.43
6	Dornan, Gwen	51	USF	32.76
7	Roose, Lynn R	50	IM	32.98
8	Stokes, Karin E	53	NEM	33.02
9	Garnier, Kathy L	53	CMS	33.25
10	Karlin, Olivia	50	WH2O	33.65

Heat 10 of 30 Finals

1	Caswell, MJ	53	OREG	32.00
2	Brown, Claiborne M	50	FREM	31.72
3	Strycker, Jana P	53	NUTS	31.30
4	Ward, Debbie L	51	WCM	31.00
5	Sutherland, Erica	54	NUTS	30.34
6	Bennett, Pamela A	54	BAM	31.00
7	Kuwahara, Lisa K	51	UTAH	31.08
8	Zahorik, Barbara T	50	IM	31.50
9	Hunt, Allison	50	ALMA	31.80
10	Bowen, Kris	52	INDY	32.13

Heat 11 of 30 Finals

1	Finley, Ann	51	LAPS	30.00
2	Birnbrich, Beth	50	NAM	29.92
3	Stuntzner, Denise E	51	OREG	29.89
4	Edwards, Kris E	52	BGWM	29.88
5	Dahl, Lisa A	52	PSM	28.50
6	Block, Andrea J	52	IM	29.24
7	Delmage, Arlene	51	OREG	29.89
8	Cain, Mary M	53	LOM	29.91
9	Schoenneman, Lisa L	51	CVMM	29.93
10	Macdonald, Sarah I	54	VIC	30.00

Heat 12 of 30 Finals

2	Amundsen, Natalie A	48	CSTS	50.00
3	Such, Carole	46	SCSC	38.96
4	Hurt, Liz	49	MEMO	36.49
5	Harris, Karen C	47	RPM	35.96
6	Flynn, Maureen E	49	NEM	36.30
7	Lewis, Melissa D	48	NBA	36.75
8	Morgan, Allison	45	SCSC	45.21
9	Mose, Becky	47	SRVM	52.00

Heat 13 of 30 Finals

1	Daubersmith, Britta M	48	OREG	34.12
2	Boyle, Catherine M	48	LOM	33.26
3	Thilker, Lisa A	48	CMS	32.89
4	Konopka, Beata M	45	CVMM	32.80
5	Hunter, Missy L	45	WCM	32.70
6	Worthman, Catha A	45	ALB	32.80
7	Jeong, Michelle M	45	USF	32.81
8	Woodburn, Sheri P	48	LGSR	33.22
9	Connolly, Cindi	49	SMAC	33.35
10	Berry, Robyn A	49	NBA	35.00

Heat 14 of 30 Finals

1	O'Connell, Gloria J	48	UC07	32.59
2	Chessen, Christine	47	TOC	32.41
3	Conner, Mary M	47	WCM	32.13
4	Redfield, Carol A	48	NCMS	32.00
5	Schriger, Joan A	49	TOC	31.98
6	Rakotz, Tara	46	SDSM	32.00
7	Greene, Dana M	45	NCMS	32.03
8	Capen, Tasha	47	MELO	32.41
9	Fackert, Susan L	47	WOOD	32.50
10	Smith, Liesl G	49	IM	32.70

Heat 15 of 30 Finals

1	Esparza, Deena	49	SCA	31.69
2	Donaldson, Deborah L	49	CHIC	31.52
3	Nelson, Sheila	45	SRM	31.02
4	Elson, Denise E	45	TVM	30.54
5	Sterzer, Robin S	49	QSS	30.42
6	Cahill, Janet C	47	RAMS	30.49
7	Smith, Lori R	48	SAWS	30.86
8	Tiedemann, Kate A	45	WM	31.47
9	Jolly, Lynn	48	TOC	31.55
10	Stanley, Janice A	46	AQUM	31.82




U.S. MASTERS SWIMMING

Spring **SAN ANTONIO, TX**
APRIL 23-26, 2015

Nationals ★★ ★

presented by  **Nationwide®**
 Insurance

Mark your calendars for April 23 – 26, 2015 and make plans to swim in one of the nation's newest premier venues located in beautiful San Antonio just minutes from the Texas Hill Country, Six Flags Fiesta Texas, SeaWorld San Antonio and the Shops at La Cantera. Championship participants will enjoy 32 lanes available for warm-up and competition across four pools. The Spring Nationals in San Antonio will also give participants a chance to take in fantastic springtime weather and an opportunity to experience **Fiesta**. Since 1891, Fiesta has been one of America's truly great festivals featuring 10 days of celebration, parades and hundreds of events.



**As we'd say in San Antonio,
 ¡VIVA FIESTA y VIVA MASTERS SWIMMING!**



SanAntonioSports.org/USMastersSwimming

**2014 Nationwide USMS Spring Nationals
George Haines International Swim Center
Meet Program - Sunday, May 4, 2014**

Heat 16 (#43 Women 50 Yard Butterfly)

1	Dorman, Lisa L	45 SON	30.20
2	Jurey, Mary K	47 TXLA	30.10
3	Wyels, Terri O	46 DAM	29.50
4	Asch, Jill M	47 OREG	28.97
5	Godges, Arlette A	49 SCAQ	28.00
6	Cleven, Detra R	45 BSCM	28.32
7	Le Febre, Karen J	46 SNM	29.28
8	Adams, Kari S	48 LVM	29.78
9	Driscoll, Heather J	47 LGSR	30.10
10	De Somma, Margaret P	46 NUTS	30.40

Heat 17 of 30 Finals

1	Lindhahl, Sarah	37 MEMO	45.00
2	Menozzi, Elizabeth	36 UC38	36.84
3	Hiebert, Stephanie	36 PSM	33.02
4	Crooks, Marni	35 WCM	32.63
5	Chow, Jackie I	35 DAM	32.51
6	Bradley, Sarah	39 PSM	32.56
7	Dillbeck, Stephanie K	36 MSCA	33.00
8	Kjellberg, Ulrike S	38 NEM	33.38
9	Stow, Meredith A	35 LAS	42.08
10	Espinosa, Rebecca	43 MEMO	56.02

Heat 18 of 30 Finals

1	La Voie, Caroline	43 OAM	37.00
2	Scott, Bea	44 LGSR	34.10
3	Girard, Suzie E	43 MAM	33.20
4	Kelly, Katie	44 NBA	33.06
5	O'Dell, Andrea D	43 MTRC	32.40
6	Voight, Tina M	44 BAY	32.40
7	Sheridan, Christina T	40 MVM	33.09
8	Mahn, Tanya	40 MEMO	33.79
9	Peroni, Diana H	41 MPM	36.72
10	Yip, Debi	44 MVM	50.00

Heat 19 of 30 Finals

1	Brakeman, Jennifer	44 MAM	32.00
2	Thompson, Amy W	43 TOC	31.79
3	Hansen, Jane M	42 SON	31.50
4	Bachtiger, Jasmine	44 MTRC	31.18
5	Dean, Kelly S	42 OREG	31.14
6	Winton, Georgette G	44 FGST	31.17
7	Harris, Stacey	44 NCMS	31.38
8	Bryant, Lynn	41 USF	31.57
9	Rodriguez, Karin	42 WOOD	31.89
10	Strong, Susan D	42 WCM	32.20

Heat 20 of 30 Finals

1	Coleman, Jen A	42 LOM	30.00
2	Stuart, Julie	40 GKMS	29.73
3	McGowan, Mary K	42 CRUZ	29.15
4	Holland, Amy S	42 NCMS	27.50
5	Seider, Wenke K	44 OJAI	26.25
6	Eldridge, Beth	44 MOVY	26.88
7	Moorhead, Amy J	42 PSM	28.83
8	Condor-Fisher, Sarah P	42 MACS	29.51
9	Reece, Margaret E	42 WCM	29.91
10	Gardner, Nicole	44 SNM	31.00

Heat 21 of 30 Finals

1	Pearson, Loren J	38 TVM	32.50
2	Belluomini, Melanie C	36 SRM	32.50
3	Martinez, Heather J	37 CHIC	31.92
4	Wilson, Ann S	39 CRUZ	31.50
5	Lovell, Allison	37 CRUZ	30.97
6	Reeves, Tessa L	35 OREG	31.29
7	Quattropani, LeeAnne	35 MTMS	31.65
8	Benjamin, Bonnie B	39 TOC	32.00
9	Stich, Chris S	36 WMAC	32.50
10	Maidenberg, Eve G	37 MAM	32.51

Heat 22 of 30 Finals

1	Molina, Patricia A	38 CTS	30.70
2	Inada, Noriko	35 PSCM	29.20
3	Keeler, Susan E	35 WCM	29.00
4	Chatzigeorgiou, Georgia	37 TNYA	28.80
5	Richards, Ericka L	36 SRM	27.23
6	Simpson, Adrienne R	39 SCSC	28.59
7	Skinner, Sonja	37 OREG	28.93
8	Bracco Comfort, Katie M	38 MELO	29.18
9	Schneider, Erin E	35 WMAC	29.90
10	Anisimova, Irina	37 STAN	30.90

Heat 23 of 30 Finals

2	Alexander, Nancy L	28 CTM	33.28
3	Cochrane, Sarah A	26 RHMS	30.56
4	Gautschi, Ronni M	26 ALMA	30.40
5	Ho, Judy	28 ROSE	30.46
6	Hale, Jennifer J	27 USF	33.00
7	Huggett, Megan E	26 CRUZ	33.43
8	Fields, Rachael C	33 CRUZ	45.60

Heat 24 of 30 Finals

1	Ginocchio, Fatima F	30 MEMO	35.21
2	Lohr-Shelton, Julianne M	33 DAM	34.00
3	Winans, Amanda	31 PSM	32.19
4	Wheeler, Jennifer	32 UC38	32.00
5	Stuwe, Evelyn	30 CTM	31.88
6	Sacknoff, Nelle R	32 USF	32.00
7	Szafanski, Lisa A	33 MMA	32.13
8	Lowry, Nicola	33 USF	32.88
9	Cafferata, Lindsey M	34 CHIC	34.23
10	Bell, Hiroe A	34 UC38	40.00

Heat 25 of 30 Finals

1	Louhichi, Nadia	33 UC59	31.37
2	Metz, Amanda	33 OREG	30.95
3	Hardwick, Debra	34 NOVA	30.90
4	Gruenberg, Brigitta M	34 SAWS	30.02
5	Seidler, Mindy E	34 WMAC	29.52
6	Howland, Heather A	33 IM	29.87
7	Gober, Jelena	31 MMA	30.20
8	Colavito, Violet A	30 LVM	30.94
9	Estrada, Kris M	30 TSUN	31.12
10	Campbell, Suzanne R	34 OREG	31.43

Heat 26 of 30 Finals

1	Vorrasi, Catherine M	31 ARIZ	29.04
2	Swaney, Andrea	30 FREM	28.50
3	Mosca, Laura P	32 TSUN	28.00
4	Chance, Danielle R	32 BLU	27.36
5	Linke, Lyndsey M	34 CMS	26.30
6	Holt, Laura	33 TXLA	27.01
7	Watanabe, Naoko	31 TOC	27.75
8	Duhaime, Susan A	31 MICH	28.33
9	Finlay, Andrea	34 TSUN	28.52
10	Chen, Devon H	33 BAY	29.06

Heat 27 of 30 Finals

1	Lyons, Liv M	28 QSS	30.09
2	Togias, Anna	28 NOVA	29.90
3	Pelaez, Cristina D	26 IM	29.53
4	Johnson, Robyn	27 DAC	28.75
5	Freundreis, Lauren	25 ROSE	28.46
6	Pouliot, Nichole D	27 NEM	28.58
7	O'Donnell-McCarthy, Fiona	27 TOC	28.82
8	Gutierrez, Sarah M	27 LOM	29.59
9	Schrampf, Bridgette	28 MM	29.98
10	St. Sauveur, Katelyn	25 ARIZ	30.17

Heat 28 of 30 Finals

1	Epperson, Brittany C	28 MSCA	28.00
2	Gill, Meg B	29 TOC	27.31
3	Ballenger, Marie A	27 USF	27.00
4	Hernandez, Sarah M	29 DAM	26.29
5	Kirk, Dana J	29 FREM	25.19
6	Raatz, Katherine	25 TOC	25.33
7	Takaki, Carlene A	29 RINC	26.41
8	Larson, Amanda D	26 DAM	27.10
9	Johnston, Emily M	26 ARIZ	27.33
10	Vandam, Kathryn E	29 HOPK	28.27

Heat 29 of 30 Finals

2	Peterson, Megan	24 ALMA	31.14
3	Coffee, Kayla	21 NUTS	31.12
4	Zetocha, Jenny	22 NDSU	29.94
5	Li, Michelle R	24 ECAM	29.08
6	Reizman, Lea	23 NUTS	29.31
7	O'Kane, Phoebe	23 ECAM	30.00
8	Streeter, Shannon E	22 ROSE	31.12
9	Hewitt, Emma	19 PSM	40.00

Heat 30 of 30 Finals

1	Skoda, Anette A	22 LAMV	28.70
2	Chan, Andrea Y	22 SMM	28.50
3	Shockey, Kayla	20 UC18	28.00
4	Halberstadt, Lexie	22 NDSU	27.22
5	Cisar, Jamie A	24 MSC	25.70
6	Nolte, Jeanette C	22 IM	26.94
7	Mazuryk, Lydia	24 WCM	27.32
8	Le, Yvonne	24 TEME	28.44
9	Wenger, Elise K	22 CHIC	28.60
10	Miller, Lindsay	21 DUCK	29.05

2014 Nationwide USMS Spring Nationals
George Haines International Swim Center
Meet Program - Sunday, May 4, 2014

#44 Men 50 Yard Butterfly

Lane	Name	Age	Team	Seed	Time
Heat 1 of 37 Finals					
1	Fleming, Jack C	78	USF		45.66
2	Goldstein, Mel E	75	INDY		37.63
3	Bledsoe, Dennis R	75	WCM		35.60
4	Perilman, Jim E	75	WCM		37.30
5	Morner, Stan F	79	WCM		42.51
6	Mitchell, Tom	81	SDSM		52.50
7	Jones, Ashley O	82	AAM		39.60
8	Sulzbach, John F	80	MELO		48.40
9	Fritz, Jack R	81	ARIZ		54.44
Heat 2 of 37 Finals					
2	Traester, William F	65	CONN		43.36
3	Voegtlen, Barney	65	PSM		34.79
4	Campbell, John F	66	MVN		33.02
5	Shaffer, Craig A	67	ARIZ		33.49
6	Faust, Leland H	67	TOC		35.00
7	Zuur, James	73	TAM		42.08
8	Hultin, Walter B	70	CMS		36.00
9	Carroll, Jim	70	BMST		36.80
Heat 3 of 37 Finals					
1	Clark, Steve E	70	TOC		34.60
2	Bell, John L	71	SDSM		33.47
3	Pilger, Robert T	70	PSM		31.58
4	Freshley, Mike R	73	SDSM		30.89
5	Elder, James E	71	TOC		28.61
6	Burns, Richard	70	TAM		29.50
7	Straka, Peter	71	FTYM		31.33
8	Whitley, John K	71	WIND		32.50
9	Shaw, James F	73	RINC		33.59
10	Bergman, John	72	UC30		35.89
Heat 4 of 37 Finals					
1	Jacobberger, Richard K	68	OAK		33.00
2	Horvitz, Gary A	66	ECAM		31.58
3	Batten, Hugh N	67	MSCA		31.11
4	Olson, Robert H	69	WCM		30.57
5	Strand, Robert	68	SAWS		29.50
6	Young, Julius W	67	USF		30.00
7	Meyerhoff, Rick	67	TAM		31.00
8	Reichle, Bill	66	BERK		31.38
9	Barton, John M	69	SMM		32.00
10	Monohon, Paul E	68	PSM		33.00
Heat 5 of 37 Finals					
1	Derr, John M	65	VCM		29.00
2	Brown, Randy I	66	SMM		28.75
3	McPherson, Andrew M	67	DAM		28.40
4	Baird, Fred C	66	UTAH		28.10
5	Childs, Lee	65	GOLD		27.50
6	Wright, Larry E	65	PSM		28.05
7	Abbott, William A	67	CMS		28.10
8	Knopf, Thomas H	66	TOC		28.50
9	Wilder, Hugh	66	SRM		29.00
10	DeLacy, James R	67	WCM		29.14

Heat 6 of 37 Finals

3	Mayekawa, David M	63	ALMA		45.00
4	Edwards, Clive G	60	SWM		32.54
5	Pence, Brad	62	CSTS		32.00
6	Kendall, Scot	63	CRUZ		32.23
7	Dewar, Tom A	62	WCM		33.30
8	Robinson, Timothy D	62	UC48		57.80

Heat 7 of 37 Finals

1	Reeder, Bill D	61	PSM		32.00
2	Barnick, Robert A	62	MELO		31.50
3	Palmer, Bill	63	MICH		31.00
4	Durell, Robert	62	ALB		30.91
5	Tull, James C	60	TAM		30.50
6	Plencner, Bob R	61	NEM		30.69
7	Shannon, Robert D	60	AAM		30.99
8	Lintz, Steve	63	SNM		31.12
9	Haris, Lee D	60	TOC		31.78
10	Sherrill, Mike	64	TOC		32.00

Heat 8 of 37 Finals

1	Yocom, Douglas N	62	1776		30.25
2	Grant, Bill A	64	BAM		30.00
3	Bannan, Charles	62	OREG		30.00
4	Rosen, Robert A	64	CVMM		29.69
5	Sterne, Erik A	61	ROSE		29.09
6	Ottersen, Craig M	61	SAC		29.10
7	Van Wart, Steve	60	WCM		29.89
8	Edwards, Wes	60	OREG		30.00
9	Kahn, Stuart L	60	DAM		30.04
10	Harter, Phillip M	60	FREM		30.30

Heat 9 of 37 Finals

1	Haufler, Steven E	61	OAM		28.50
2	Gruber, Glenn A	64	VCM		27.86
3	Wilson, Robert H	63	CAQM		27.45
4	Hamry, Carl J	60	PSM		26.62
5	Martin, Doug	60	ARKM		26.00
6	Hannula, David R	60	PSM		26.50
7	Holt, Tate	62	TAM		27.25
8	Williams, Bruce F	60	RICE		27.50
9	Mykleby, Geoff L	61	WMAC		28.50
10	Battistini, Rick A	60	NEM		28.68

Heat 10 of 37 Finals

1	Anderson, Robert L	58	PCCM		35.82
2	Johnson, David L	58	DAC		33.76
3	Sheahan, Dan	56	VMST		31.53
4	Lewis, Dave	57	MOVY		31.12
5	Bradley, William N	57	SCSC		31.00
6	Miller, John H	55	UC38		31.12
7	Lee, Stanley H	57	YCMS		31.50
8	Shirey, Jim	58	MICH		33.30
9	Wagoner, Victor	57	LAPS		35.00
10	Wyson, Joseph	57	LVM		39.00

Heat 11 of 37 Finals

1	Stiling, Douglas E	55	SWOM		30.39
2	Seligmann, William R	57	CRUZ		30.00
3	Cooper, Malcolm	57	HIMA		29.90
4	Robert, David W	58	BAM		29.44
5	Davis, Thomas W	56	ROSE		28.65
6	Spellberg, Geoff	58	TAM		28.84
7	Fremont, Robert	55	WIND		29.50
8	Sternberg, Scott D	56	ROSE		30.00
9	Blumenthal, Mark W	55	IM		30.13
10	Alexander, Peter D	55	WMAC		30.44

Heat 12 of 37 Finals

1	Moreno, Al	55	GOLD		28.54
2	Patocchi, Robert J	58	CMAM		28.01
3	Gray, David S	55	CMS		28.00
4	Mc Bride, Duncan Q	59	LAPS		27.50
5	Lindstedt, David P	58	LAPS		27.39
6	Phillips, Mike E	56	WAMS		27.45
7	Leach, Mark D	55	CHIC		27.90
8	Reed, Clay F	57	CRUZ		28.00
9	Heather, Michael R	59	MVN		28.45
10	Wierema, Dirk	59	UC38		28.59

Heat 13 of 37 Finals

1	O'Brien, Kerry L	57	WCM		27.10
2	Kline, Jeffrey S	55	MELO		27.00
3	Heath, Robert H	57	MAM		26.02
4	Graham, Donald	59	PSM		25.23
5	Kone, Bruce C	56	RICE		24.58
6	Carter, Paul V	56	TOC		25.00
7	Klein, Jonathan E	56	NCMS		25.69
8	Kirwan, Peter H	55	CMSC		26.50
9	Von Hoffmann, Gerard	58	NOVA		27.00
10	Smith, Darrell J	57	MINN		27.24

Heat 14 of 37 Finals

1	Ionesco, Constantin	50	WMST		58.09
2	Lebsack, Chester D	54	PCCM		32.19
3	Schmidt, Jeff V	50	MOVY		30.59
4	Hayward, David S	53	NOVA		30.00
5	Jacobs, Tom	50	SMM		29.67
6	Buchanan, Greg	54	DAM		29.90
7	Bauer, Kim	50	MPM		30.18
8	Dowd, B Gil	51	TOC		31.09
9	Piercey, Chuck A	54	MVM		33.00

Heat 15 of 37 Finals

1	Lloyd, James T	50	ARKM		29.20
2	Holtzman, Steven C	50	LNRS		29.18
3	Henricks, Ed P	51	SNM		29.15
4	Cortez, Ralph A	51	IAMA		29.10
5	Gordon, Matthew H	50	UC05		28.95
6	Piper, Tim G	52	FREM		29.10
7	Christensen, Dane V	54	LNRS		29.12
8	Anderson, Thomas D	52	MELO		29.16
9	Yuen, Matt	54	QSS		29.20
10	Severance, David A	51	WMAC		29.28

**2014 Nationwide USMS Spring Nationals
George Haines International Swim Center
Meet Program - Sunday, May 4, 2014**

Heat 16 (#44 Men 50 Yard Butterfly)

1 King, Ian E	51 GAJA	28.57
2 Woolf, Marlon I	50 NUTS	28.39
3 Grisa, Thomas M	52 WMAC	28.08
4 McAweeney, Michael A	50 SMM	28.00
5 Smith, N. Douglas	52 DAM	27.82
6 Aubrey, Michael	53 SFTL	27.89
7 Le Vasseur, Andrew P	50 CMS	28.00
8 Seaman, Phil	52 LGSR	28.10
9 Scheberies, Fred	50 MAM	28.54
10 Maryatt, Andrew T	53 RAMS	28.90

Heat 17 of 37 Finals

1 Podmajersky, Tom E	50 UCI	27.40
2 Thornton, Cooper	52 CTM	27.30
3 Power, Scott	51 UC14	27.12
4 Stephenson, Kyle	53 MOVY	27.00
5 Frentosos, Paul J	52 TSUN	26.81
6 Lum, Bryant J	52 VCM	26.87
7 Halbrecht, Kenneth A	53 WCM	27.02
8 James, John A	51 SRM	27.20
9 Taylor, Ron A	53 RPM	27.37
10 Zoltick, Martin M	51 LAS	27.73

Heat 18 of 37 Finals

1 Fisher, Dennis E	54 CSMT	26.60
2 Gibson, Dave	53 IM	25.50
3 Boone, Jon	50 WCM	25.48
4 Kelca, Brian E	53 LAPS	25.00
5 Ponthier, Chuck	51 LAPS	24.50
6 Lydecker, Charles H	50 BLU	25.00
7 Keating, Kevin	50 SMAC	25.30
8 Harvill, Tom	52 WAMS	25.50
9 Woolard, Woody	50 UC33	26.52
10 De Cosse, David E	53 CRUZ	26.77

Heat 19 of 37 Finals

2 Castle, Matt	42 PSM	29.11
3 Courtney, Chris	41 ARIZ	28.08
4 Holmes, Todd	44 CMS	27.86
5 Erickson, Douglas B	42 RHMS	27.99
6 Hanel, David M	42 TMPO	28.33
7 Armbruster, Bob	44 ALMA	34.50
8 Shalowitz, Jon	46 LOM	41.00

Heat 20 of 37 Finals

1 McAdams, Steve	49 LOM	37.22
2 McSweeney, Brian P	47 USF	29.98
3 Wilson, Tom S	46 SDSM	29.08
4 Cunningham, Geoff T	45 RHMS	28.76
5 Hunt, David N	47 CRUZ	28.20
6 Paxton, Sean C	45 ROSE	28.35
7 Asti, Joel C	45 UC38	28.91
8 Velasco, Tim	47 AAM	29.66
9 Aspromonte, Mark A	47 CRUZ	36.00
10 Haberstick, Brian	47 IM	37.99

Heat 21 of 37 Finals

1 Camacho, Raymond E	49 WH2O	28.14
2 Matarangas, Paul	46 UC38	28.00
3 Dieterich, David	48 PCCM	27.95
4 Sturm, Mike	48 WMAC	27.75
5 Bessire, Brent	45 NCMJ	27.54
6 Smith, Bryan E	46 PSM	27.66
7 Coates, Ed M	48 TXLA	27.86
8 McAdam, Samuel T	48 DAM	28.00
9 Havens, Greg J	49 MAAC	28.02
10 Greenberg, Todd J	49 NBA	28.15

Heat 22 of 37 Finals

1 Pehrson, James E	47 SNM	27.50
2 Ellis, Andrew F	45 TERR	27.50
3 Powell, Steven T	46 LAPS	27.40
4 O'Dell, Rick	46 BLU	27.00
5 Hohn, Chris	45 SBSM	26.82
6 Volzing, Mace P	49 WAMS	26.90
7 Carpenter, Michael J	49 MSMA	27.25
8 Cacciarelli, Guy A	45 SCA	27.43
9 Ten Grotenhuis, Dirk A	48 TOC	27.50
10 Meier, Eric	49 MELO	27.50

Heat 23 of 37 Finals

1 Boshoff, Nick	45 CVMM	26.65
2 Jimenez, Carlos A	49 RICE	26.25
3 Ferguson, Daniel B	47 WH2O	26.01
4 Winter, Jarret R	45 CRUZ	25.79
5 Peschel, Keith D	48 AQUM	25.25
6 Barta, Chris	47 TEME	25.50
7 Turk, Joseph E	46 MELO	26.00
8 Rust, Stefan R	46 LRC	26.15
9 Oyler, Paul F	48 UC11	26.60
10 Winter, Doug	45 PSM	26.80

Heat 24 of 37 Finals

1 DeBiase, Terry A	49 ARIZ	25.00
2 De Boisblanc, Michael W	46 WCM	24.59
3 Moran, Marty	47 MINN	24.19
4 Varozza, Mike J	46 TXLA	23.84
5 Biondi, Matthew N	48 CVMM	23.50
6 Heber, Scott	47 DAMM	23.70
7 Hiltabiddle, Steve	47 1776	23.95
8 Segal, William N	49 JAM	24.50
9 McCool, Chris	49 PALM	24.99
10 Pegram, Steve	45 NCMS	25.12

Heat 25 of 37 Finals

1 Owens, Chad E	44 CVM	27.57
2 Evans, Scott M	42 SNM	27.50
3 Overmyer, Andrew	40 NCMJ	27.25
4 Valle, Marc A	40 ARIZ	27.12
5 Barnes, David	40 STAN	27.00
6 McClung, Paton M	44 WIND	27.09
7 Tomson, Farol L	42 GERM	27.13
8 Wen, Patrick J	41 WCM	27.47
9 Beck, John L	44 ARIZ	27.50
10 Roake, Ash K	42 CRUZ	27.76

Heat 26 of 37 Finals

1 Hursty, Peter S	41 OCMT	26.90
2 Anderson, Kent A	42 DAM	26.80
3 Sheldon, Paul	43 CMS	26.71
4 Tartaglione, Mike	42 GAJA	25.68
5 Karren, Kelly S	40 UTAH	25.29
6 Baleka, Siphwe K	43 UC28	25.62
7 Edwards, Dan	40 CMS	25.86
8 Quackenbush, Sean H	43 UC38	26.75
9 Dietrich, Jim	43 NOVA	26.82
10 Timko, Kevin A	44 RAA	26.92

Heat 27 of 37 Finals

1 Beach, Christopher E	44 NCMJ	25.09
2 Bolivar, Jose L	43 OREG	25.02
3 Sumner, David M	43 MVN	24.50
4 De Fabrique, Yann J	40 MSCA	24.00
5 Eisenhuth, Matthew S	40 CMS	23.70
6 West, Steve	42 NOVA	23.97
7 Miller, Joe B	41 OCMT	24.01
8 Perkins, Charles M	42 MELO	25.00
9 Turk, John P	42 MELO	25.09
10 Turk, Stephen P	44 MELO	25.10

Heat 28 of 37 Finals

2 Ide, Sean-Martin	37 MELO	30.46
3 Daene, Markus	35 TVM	29.09
4 Bentley, Orin W	37 TEME	27.99
5 Clark, Will	36 SCSC	27.74
6 Williams, Rich	38 UC12	27.77
7 Gwin, Edward R	39 QSS	28.00
8 Weight, Jeremy S	38 UTAH	30.33
9 Weaver, Brian M	37 QSS	40.00

Heat 29 of 37 Finals

1 Foster, Ryan F	38 WIND	27.32
2 Matsumura, Naoki	37 SCSC	26.71
3 Salomaa, Jari	36 TSUN	26.11
4 Stockwell, Zach	39 CRUZ	25.50
5 Greenwood, Scott C	36 TOC	25.05
6 Field, David W	35 CDGA	25.35
7 Freeman, Yusef E	35 MEMO	25.88
8 Olsen, Byron	35 OREG	26.32
9 Iglesias, Rodrigo J	38 WIND	27.10
10 Mills, Jamie	37 LIB	27.39

Heat 30 of 37 Finals

1 Flakoll, Jonathan D	39 WCM	25.03
2 Glass, Mark W	39 WMST	24.73
3 Counts, Glenn M	36 LVM	24.25
4 Jones, Clayton P	35 BAY	24.00
5 Conway, Adam M	35 TVM	22.99
6 Menna, Greg	36 DAM	23.59
7 Counts, Chris	38 LVM	24.11
8 Christoffel, Ben J	38 INDY	24.49
9 Stich, Darryl D	38 WMAC	24.87
10 Nisenbaum, Adam	36 TEME	25.05

2014 Nationwide USMS Spring Nationals
George Haines International Swim Center
Meet Program - Sunday, May 4, 2014

Heat 31 (#44 Men 50 Yard Butterfly)

1	Maurer, Adrian B	30 CHIC	28.00
2	Nelson, Bob	34 SMSC	27.83
3	Batchelder, John R	33 CMS	27.47
4	Wolkowitz, Michael A	32 SCAQ	27.16
5	Alabanza, Charles C	30 ECAM	27.03
6	Burnett, Nicholas A	32 USF	27.33
7	ErDOS, Jonathan	33 CTS	27.62
8	Keyes, Brett R	30 UC10	27.96
9	Jawad, Jared D	23 ECAM	31.00

Heat 32 of 37 Finals

1	Salles-Cunha, Lucas	34 QSS	26.10
2	Murphey, Ray W	34 TVM	25.44
3	Ayrapetov, Dmitriy B	33 UC38	24.50
4	Holsman, Trent T	33 TOC	24.40
5	Bannan, Brett T	31 MELO	22.34
6	Marshall, Mario L	32 SCMC	22.71
7	Messmer, Matt	33 MELO	24.45
8	Helfrich, Griffith A	30 MPM	24.76
9	Benishek, Mark A	32 PSM	25.69
10	Lau, Austin C	30 BAC	26.91

Heat 33 of 37 Finals

1	Sheth, Rushikesh	26 SCSC	31.20
2	Fahy, David R	29 MPM	28.34
3	Sagginario, Joseph	25 OWS	26.83
4	Leo, MacGregor W	25 AGUA	26.77
5	Accornero, Kyle	25 FREM	26.52
6	Martin, Jason T	28 FREM	26.80
7	Mottola, Michael C	28 TAM	27.00
8	Bertram, Christian	29 SMM	30.00
9	Navarro, Alex	23 SMM	27.35
10	Adams, Arthur D	22 WCM	30.50

Heat 34 of 37 Finals

1	Ganiyev, Doston	26 CMS	26.10
2	Docken, Steffen S	25 DAM	25.70
3	Neuwirth, Jamie	26 TOC	25.22
4	Cushing, Alex D	25 TOC	25.00
5	Amer, Nader M	26 TVM	24.97
6	Ferrif, Nick L	25 TOC	25.00
7	Wang, Bo	27 NOVA	25.16
8	Leimkuhler, Kyle T	26 MVM	25.66
9	Sophie, Raymond	27 RAMS	25.99
10	Mackin, Oliver M	28 ALMA	26.37

Heat 35 of 37 Finals

1	Arndt, Matthew E	29 NOVA	24.52
2	Lentz, Graham M	29 TOC	24.15
3	Hurko, Stephen F	27 SCSC	24.00
4	Copeland, William	28 TOC	23.00
5	Townsend, Darian R	29 ARIZ	21.78
6	Grant, Andy	29 ECAM	23.00
7	Talbott, Christopher J	27 TOC	23.94
8	Mullen, Gary John	28 SCSC	24.00
9	Eilath, Adam D	26 USF	24.52
10	Malasky, Martin E	25 TOC	24.94

Heat 36 of 37 Finals

1	Sanchez, Ralph	23 ROSE	27.30
2	Huseby, Nick	19 NDSU	26.80
3	Andaluz, Al	22 SMM	26.50
4	Sakamoto, Takumi	24 PSCM	26.20
5	Cormican, Zachary	23 NDSU	25.98
6	Garcia, Mike	21 LIEM	25.99
7	Callan, Kyle R	22 UC38	26.34
8	Morley, Kyle G	20 DUCK	26.50
9	Tran, Alex	24 ECAM	27.30
10	Altman-Kurosaki, Linus K	24 AGUA	27.35

Heat 37 of 37 Finals

1	Elaziz, Sarp	20 ROSE	25.50
2	Lin, Curtis	23 WCM	24.56
3	Champagne, Jonathan	22 AGUA	24.14
4	Allen, Jakob	24 DAM	24.00
5	Shields, Thomas A	22 TOC	21.50
6	Bimbrich, Zachary T	22 NAM	23.68
7	Koon, Nolan	24 TOC	24.00
8	Yiu, Nicholas	21 UC38	24.50
9	Thomas, Michael	21 LAMV	24.80
10	Sibley, Alexander	24 ROSE	25.96

2014 Nationwide USMS Spring Nationals
George Haines International Swim Center
Psych Sheet - Sunday, May 4, 2014

#45 Women 200 Yard IM

Name	Age	Team	Seed	Time
18-24				
1 Kastes, Katie C	24	TOC	2:04.64	
2 Yamauchi, Penelope R	24	SRM	2:07.00	
3 Emig, Briana J	23	LVM	2:13.00	
4 Chan, Andrea Y	22	SMM	2:15.00	
5 Hansen, Allyson L	20	WCM	2:15.24	
6 Rubel, Amanda	22	NCMS	2:16.21	
7 Johnson, Giulia S	24	ECAM	2:18.00	
8 Guerrero, Cambridge L	18	LVM	2:19.00	
9 Nolte, Jeanette C	22	IM	2:19.01	
10 Smith, Molly A	22	NEM	2:19.55	
11 Curry, Ellen N	19	DAM	2:20.82	
12 Faulkner, Madison M	19	UC33	2:22.57	
13 Riddle, Katie	19	EBAT	2:23.16	
14 Krovetz, Hannah	20	DAM	2:24.00	
15 Cheong, Sinclair	21	SMM	2:25.00	
16 Murphey, Corey L	24	STAN	2:25.00	
17 Clark, Allison R	23	OREG	2:27.19	
18 Sheldon, Breanna	24	UCLA	2:30.00	
19 Rosas, Rachel	20	SMM	2:35.00	
20 Brink, Opal E	19	QMST	2:37.49	
25-29				
1 Modrov, Priscilla A	26	UC04	2:08.46	
2 Houston, Katy	26	TOC	2:11.62	
3 Geehr, Carly	29	FREM	2:15.53	
4 Hintermeister, Julie L	26	GLTR	2:17.01	
5 Van Erden, Jayme K	28	RMST	2:17.21	
6 Curran, Caitie B	26	GAJA	2:19.05	
7 Dyer, Aubrey N	26	SCSC	2:20.00	
8 Fuchs, Lauren	27	L4S	2:21.21	
9 Frendreis, Lauren	25	ROSE	2:22.52	
10 Ferro, Claire	25	YSF	2:23.12	
11 Vandam, Kathryn E	29	HOPK	2:23.96	
12 Baker, Megan E	28	STAN	2:25.67	
13 Young, Charley C	26	UCLA	2:30.71	
14 Farnham, Kaelly M	27	SRM	2:30.99	
15 Pelaez, Cristina D	26	IM	2:32.00	
16 Lincoln, Chelsea B	28	GAJA	2:32.56	
17 Urias, Marrisona	27	SCSC	2:38.21	
18 Hale, Jennifer J	27	USF	2:45.00	
19 Cochrane, Sarah A	26	RHMS	2:50.20	
30-34				
1 Linke, Lyndsey M	34	CMS	2:18.57	
2 McIntyre, Erin	32	UC32	2:19.98	
3 Bronson, Meredith C	32	MVM	2:21.92	
4 Richardson, Lindsay	34	MICH	2:22.30	
5 Hardin, Meghan S	32	NBA	2:24.24	
6 Ripoll, Megan	30	LVM	2:25.67	
7 Perrottet, Jennifer K	34	NCMS	2:28.48	
8 Seidler, Mindy E	34	WMAC	2:31.13	
9 Louhichi, Nadia	33	UC59	2:32.21	
10 Van Horn, Alaina L	33	L4S	2:32.46	
11 Cafferata, Lindsey M	34	CHIC	2:32.49	
12 Metz, Amanda	33	OREG	2:33.18	
13 Benton, Traci E	34	WCM	2:33.21	
14 Fields, Rachael C	33	CRUZ	3:41.00	

35-39

1 Lewis, Cynthia J	38	WIND	2:12.20	
2 Kelsey, Jane M	38	LRC	2:15.51	
3 Limke, Tobi L	39	NBAC	2:17.94	
4 Wagner, Allison M	36	UC38	2:18.00	
5 Lee, Jodi L	36	CMS	2:20.90	
6 Perez, Sarah M	38	WMAC	2:22.55	
7 Downing, Jennifer	35	NEM	2:24.26	
8 Keeler, Susan E	35	WCM	2:25.00	
9 Sheehan, Nichole	35	WLAC	2:26.47	
10 Matlock, Shannon L	36	PSM	2:29.67	
11 Skinner, Sonja	37	OREG	2:30.51	
12 Lee, Kristi D	38	SAWS	2:30.85	
13 Fischer, Amy E	38	FGST	2:36.18	
14 Piggott, Emma	39	SDSM	2:36.56	
15 Kramer, Stephanie	39	NOVA	2:37.36	
16 Segerson, Karen E	39	PSM	2:41.87	
17 Arata, Melissa E	37	OREG	2:42.43	
18 Crooks, Marni	35	WCM	2:45.00	
19 Menozzi, Elizabeth	36	UC38	2:52.50	
20 Horvath, Katherine A	39	MVN	3:00.00	
40-44				
1 Seider, Wenke K	44	OJAI	2:10.42	
2 Day, Nadine K	43	INDY	2:15.39	
3 McGowan, Mary K	42	CRUZ	2:23.12	
4 Brakeman, Jennifer	44	MAM	2:25.00	
5 Tomac, Jayna M	42	OREG	2:25.00	
6 Saribalas, Amy M	41	NAM	2:25.42	
7 Davidson, Michelle L	43	GSM	2:27.42	
8 Stuart, Julie	40	GKMS	2:27.97	
9 Masuda, Megumi	40	SCSC	2:30.00	
10 Reiss, Natasha	44	WIND	2:30.00	
11 Sheridan, Christina T	40	MVM	2:31.92	
12 Blessing, Leigh Ann	44	TCAM	2:32.00	
13 Framke, Erin C	40	CMS	2:34.10	
14 Duggan, Karen L	43	WCM	2:35.00	
15 Elgaaen, Katie S	44	SMM	2:35.45	
16 Noble, Sherry	42	FGST	2:36.18	
17 Voight, Tina M	44	BAY	2:37.44	
18 Moss, Bonnie M	42	SNM	2:37.44	
19 Haberstick, Carrie	42	IM	2:40.54	
45-49				
1 Hill, Laurel S	45	ARIZ	2:16.83	
2 Welting, Lauren K	48	TOC	2:26.05	
3 Simmons, Cheryl A	47	ROSE	2:32.98	
4 Jolly, Lynn	48	TOC	2:34.06	
5 Redfield, Carol A	48	NCMS	2:35.81	
6 Esparza, Deena	49	SCA	2:38.69	
7 Fackert, Susan L	47	WOOD	2:39.10	
8 Garforth, Emma	46	DAM	2:39.52	
9 Couch, Stephanie D	49	MELO	2:39.53	
10 Perry, Rebecca R	49	MAM	2:39.92	
11 Tiedemann, Kate A	45	WM	2:40.00	
12 Smith, Lori R	48	SAWS	2:40.02	
13 Sullivan, Suna	47	PSM	2:40.63	
14 Goldsmith, Dara	47	LVM	2:51.00	
15 Pasterczyk, Christine	47	NEM	2:55.31	
16 Simpson, Lisa M	49	SDSM	2:57.51	
17 Giles-Ott, Ruth	45	IM	3:11.14	
18 Kizer, Kathleen S	46	MAM	3:15.00	

19 Donahoe, Sheila	49	NCMJ	3:20.00	
20 Jobst, Silke	46	QSS	3:27.69	
50-54				
1 Hernandez, Jill S	53	WCM	2:20.67	
2 Steffe, Kathleen	51	CMS	2:23.33	
3 LaBerge, Karin	50	TVM	2:25.00	
4 Crouch, Kim	52	CMS	2:26.33	
5 Macdonald, Sarah I	54	VIC	2:27.50	
6 Bunch, Brigid J	50	ARIZ	2:29.90	
7 Courtney, Zena H	54	BWAQ	2:30.73	
8 Matena, Jana	51	MELO	2:32.75	
9 Cain, Mary M	53	LOM	2:34.75	
10 Glassman, Lucille R	51	FREM	2:35.00	
11 Russell, Jane E	51	DAM	2:38.48	
12 Bowen, Kris	52	INDY	2:40.02	
13 Pace, Lisa A	52	PSM	2:40.19	
14 Jensen, Sue	53	NEM	2:42.11	
15 Lepinski, Cokie	54	NUTS	2:43.91	
16 Caswell, MJ	53	OREG	2:45.00	
17 Karlin, Olivia	50	WH2O	2:45.65	
18 Cagigas, Debbie	52	EBAT	2:47.30	
19 Thayer, Marieke	52	SDSM	2:50.36	
20 Chin, Jian	50	FGM	3:17.79	
21 Moure de Godoy, Elva	53	WMST	3:30.00	
55-59				
1 Cook, Jenny L	56	UCLA	2:27.17	
2 Bilich, Bonnie M	56	SRVM	2:30.00	
3 Knapp, Lo D	59	UTAH	2:33.00	
4 Crowder, Barbara W	56	NCMS	2:37.20	
5 Estel, Beth A	58	NEM	2:38.10	
6 Ganze, Cathy	56	SDSM	2:48.84	
7 Buchanan, Linda A	56	DAM	2:49.63	
8 Haynie, Dee A	59	TOC	2:50.00	
9 Wheeler, Barbara C	57	TAM	2:50.68	
10 Larson, Linda L	58	SFTL	2:53.04	
11 Neville, Cathy V	56	SDSM	2:54.33	
12 James, Katy	58	ARIZ	2:55.00	
13 Steil, Tamara R	59	MICH	2:57.73	
14 Dolan LaMar, Diana	56	SDSM	2:58.30	
15 Quinn, Phyllis E	58	TOC	3:01.54	
16 Schueckler, Leslie	58	BSM	3:24.11	
60-64				
1 Davis, Charlotte M	64	PSM	2:35.00	
2 Kohn, Catherine K	61	SLAM	2:49.00	
3 Ogier, Danielle	61	GOLD	2:49.91	
4 Schmidt, Jonelle	63	ARIZ	2:50.00	
5 Smith, Patty	61	SCAC	2:58.74	
6 Summers, Jeanna	60	OREG	3:05.98	
7 Ehrke, Nancy L	60	WMAC	3:16.00	
8 Taub, Pamela A	63	WCM	5:04.39	
65-69				
1 Boak, Carolyn	69	WMST	2:54.10	
2 LeClercq, Toni M	66	PSM	3:02.67	
3 Slifer, Kathy M	68	NEM	3:02.78	
4 Gettling, Janet	65	OREG	3:06.32	
5 Carruthers, Kate M	65	PSM	3:11.16	
6 Young, Lydia L	65	CMS	3:28.44	
7 Waggoner, Gloria	66	HMS	3:40.00	
8 Scott, Stephanie I	67	WCM	3:40.00	
9 Hashimoto, Christine L	66	CMS	3:45.73	

2014 Nationwide USMS Spring Nationals
George Haines International Swim Center
Psych Sheet - Sunday, May 4, 2014

65-69...(#45 Women 200 Yard IM)				13	Murphey, Ray W	34	TVM	2:14.56	9	Finney, Peter C	46	MAM	2:08.86	
10	Campbell, Martha C	65	USF	4:13.43	14	Binz, Robert A	32	SCAC	2:14.94	10	Hamilton, Nathan	45	SNM	2:10.00
70-74				15	Lau, Austin C	30	BAC	2:15.02	11	Jimenez, Carlos A	49	RICE	2:12.00	
1	Barnea, Daniela	70	STAN	3:13.10	16	Pandya, Yatindra	34	SDSM	2:16.00	12	McGiffin, Chris D	48	BERK	2:14.49
2	Marr, Jackie M	70	SDSM	3:18.08	17	Maurer, Adrian B	30	CHIC	2:16.50	13	De La Vega, Rafael	45	MELO	2:14.68
3	Stretch, Nancy	74	TOC	3:51.53	35-39				14	Edge, Jonathan A	47	SCMC	2:15.00	
4	Hlavacek, Ida M	72	VMST	4:02.56	1	Scalise, Erik L	36	SNM	1:54.50	15	Ellis, Andrew F	45	TERR	2:15.00
75-79				2	Schmidt, Matthew B	36	WH2O	2:01.89	16	Koehler, Doug J	48	CVMM	2:15.67	
1	Munn, Susan L	75	DAM	3:40.03	3	Kiedel, Michael	38	SMM	2:03.00	17	Boosin, Michael J	47	OREG	2:16.22
2	Miller, Jan	75	ARIZ	3:58.12	4	Stich, Darryl D	38	WMAC	2:03.85	18	Collins, Michael D	48	NOVA	2:16.54
3	Henderson, Martha J	77	FACT	4:29.30	5	Larsen, Carl G	36	WH2O	2:04.52	19	Jones, Kenton R	46	SDSM	2:16.59
80-84				6	Gallagher, Jose-Luis	37	L4S	2:06.30	20	Waud, Timothy P	46	OREG	2:16.79	
1	Hirsch, Ann M	83	WCM	4:22.00	7	Mahn, Chris	39	WIND	2:06.36	21	Berntsen, Mike	45	MAAC	2:18.09
90-94				8	Hwang, Wayne	36	NOVA	2:07.37	22	Samoilov, Arkadii V	48	MVM	2:18.46	
1	Sanddal, Charlotte E	91	MM	7:05.28	9	Jackson, Scott J	39	NOVA	2:10.14	23	Oyler, Paul F	48	UC11	2:18.83
#46 Men 200 Yard IM				10	Mellinger, Jeff R	35	WCM	2:13.61	24	Wagner, Peter	48	MELO	2:19.51	
Name	Age	Team	Seed Time	11	Clark, Will	36	SCSC	2:14.10	25	Fischer, Niel E	49	CHIC	2:20.16	
18-24				12	Gallagher, Douglas J	38	AGUA	2:15.00	26	Dieterich, David	48	PCCM	2:29.90	
1	Montgomery, Payne M	23	ARIZ	1:57.77	13	Field, David W	35	CDGA	2:17.21	27	Lanterman, Scott J	49	MVM	2:30.00
2	Simoni, Evan V	24	TOC	2:03.14	14	Keim, John	39	ROSE	2:17.79	28	Hjorth, John T	47	SCAQ	2:34.62
3	Lin, Curtis	23	WCM	2:04.32	15	Scott, Chad	39	LIB	2:18.00	29	Garay, Mikel	46	PTCO	2:35.00
4	Jessop, Tyler W	21	DUCK	2:10.05	16	Paparsenos, Jonathan	37	CTM	2:32.86	30	Steenhuis, Harm-Jan	46	WST	2:37.91
5	Stoner, Chris T	22	DAM	2:11.11	17	Weaver, Brian M	37	QSS	2:40.00	31	Rodriguez, Marin A	49	MAM	3:30.99
6	Griffard, Jared H	24	SNM	2:12.00	40-44				50-54					
7	Allen, Jakob	24	DAM	2:15.00	1	Niemi, Matthew G	40	USF	2:04.78	1	Sims, David E	51	IM	1:56.14
8	Oreizi, Justin D	24	DUCK	2:16.00	2	Selinger, Ili R	40	WCM	2:05.00	2	Phelan, Darren D	50	STAN	2:03.67
9	Sanchez, Ralph	23	ROSE	2:16.00	3	Wharton, Dave L	44	NAM	2:06.54	3	Rasmussen, Anders M	50	TXLA	2:03.98
10	Phelan, Cole E	22	PSM	2:20.00	4	Tiozzo, Eduard	40	SFTL	2:07.01	4	Guthrie, David M	53	RICE	2:05.91
11	Adams, Arthur D	22	WCM	2:28.99	5	Doherty, Todd S	43	PSM	2:07.91	5	Hancock, Thomas	50	RATS	2:07.72
25-29				6	Nelson, Kirk	43	PSM	2:08.20	6	Komissarov, Andrey A	53	SDSM	2:08.21	
1	Townsend, Darian R	29	ARIZ	1:43.32	7	Lucero, Michael D	43	ROSE	2:08.45	7	Reid, Cameron D	53	LAMV	2:10.00
2	Morrison, Phillip C	29	STAN	1:55.30	8	Hale, William C	43	ECAM	2:09.51	8	Chao, Hector	50	WCM	2:10.07
3	Happ, Kevin R	25	NCMS	1:59.25	9	Turk, Stephen P	44	MELO	2:10.00	9	Phillips, Daniel L	51	PSM	2:11.23
4	Yntema, Douwe	25	TOC	2:02.04	10	Benson, Keith	41	TAM	2:10.00	10	Scott, Greg C	54	CMS	2:12.54
5	Eilath, Adam D	26	USF	2:05.21	11	Carlstrom, Adam T	41	PSM	2:11.69	11	Yeomans, Scott	50	GSM	2:12.90
6	Zhang, Chi	25	TSUN	2:09.00	12	Bird, Clark M	43	MSMA	2:12.00	12	Morris, Richard L	50	NAM	2:14.00
7	Alders, Alec	25	ROSE	2:10.51	13	Mason, Michael T	40	ROSE	2:12.04	13	Allen, Larry W	52	UC38	2:14.76
8	Kao, Philip S	28	NOVA	2:11.50	14	O'Mara, Timothy J	42	SNM	2:12.75	14	Evans, Dave	53	ARIZ	2:14.88
9	Iwamoto, Satori	28	DAM	2:12.00	15	Beck, John L	44	ARIZ	2:13.50	15	Antonick, Gary M	51	STAN	2:15.00
10	Wood, Nick	25	OREG	2:13.31	16	Owens, Chad E	44	CVM	2:15.49	16	Jaegers, Al	51	WAMS	2:15.00
11	Tsay, Eric	29	STAN	2:13.87	17	Webster, Dale W	44	SDSM	2:17.00	17	Frentsos, Paul J	52	TSUN	2:15.49
12	Smith, David J	26	CMS	2:15.00	18	Roake, Ash K	42	CRUZ	2:17.89	18	Chan, Andy	51	MELO	2:15.77
13	Salamati, Behan	25	SRVM	2:15.00	19	Fahlen, Mark T	42	MAAC	2:18.16	19	Keck, Mike	54	TOC	2:16.50
14	Kirkpatrick, Michael	27	SWLB	2:18.34	20	Holmes, Todd	44	CMS	2:18.89	20	Neuman, Larry H	51	RAMS	2:16.62
15	Naylor, Jack B	28	NUTS	2:21.21	21	Young, Michel F	43	VCM	2:20.00	21	Kelca, Brian E	53	LAPS	2:18.00
16	Docken, Steffen S	25	DAM	2:22.86	22	Davis, Caleb	40	LVM	2:25.00	22	Elander, Blair R	52	PSM	2:18.00
17	Winkler, Gates R	25	MVM	2:30.00	23	Stietzel, Kent J	44	MELO	2:26.41	23	McAweeney, Michael A	50	SMM	2:18.00
30-34				24	Richard, Francois	40	MVM	2:29.00	24	Littlefield, Robert A	52	SRVM	2:19.00	
1	Ryan, Keith	30	SON	2:04.01	25	Tomson, Farol L	42	GERM	2:29.17	25	Matysek, Jim	54	SYSM	2:19.55
2	Ignatov, Alex	32	FOG	2:05.00	26	Rittenberg, Durrell	44	PSM	2:30.15	26	Valley, Eric	52	MOVY	2:19.82
3	Nonaka, Andy J	34	WCM	2:05.00	27	Dowd, Joe F	42	SMST	2:48.00	27	Kintner, Avery C	52	MVN	2:20.00
4	Swick, John T	30	ARIZ	2:05.03	45-49				28	Neuhold-Huber, Tom M	52	PCCM	2:20.00	
5	Hildebrand, David R	33	TNYA	2:06.85	1	Santos, Roque J	46	WCM	1:59.99	29	Irmas, Todd E	51	CVMM	2:20.66
6	Oo, Aung Sann	32	ARIZ	2:10.00	2	Mariniuk, Sergey O	45	SCSC	2:00.61	30	Vargas, Daniel	53	ARIZ	2:21.48
7	Roper, Matthew D	33	DAM	2:10.38	3	Brundage, Patrick W	47	UC48	2:00.94	31	Tainty, Chris J	54	CRUZ	2:22.00
8	Baeder, Larry D	32	SRVM	2:10.59	4	Benucci, Lorenzo	46	AWJ	2:02.41	32	Boileau, Mike	52	CMS	2:24.19
9	Bey, Matthew D	30	NAM	2:12.25	5	Heber, Scott	47	DAMM	2:02.50	33	Grisa, Thomas M	52	WMAC	2:25.50
10	Durieux, Chad A	34	ROSE	2:12.30	6	McCool, Chris	49	PALM	2:06.99	34	Fuselier, Stephen A	54	AAAA	2:25.58
11	Gawlick, Craig	32	MVM	2:13.04	7	Bennett, Dennis	48	IAMA	2:07.67	35	Halbrecht, Kenneth A	53	WCM	2:30.10
12	Guan, Frank	31	MVM	2:13.32	8	DeBiase, Terry A	49	ARIZ	2:07.84	36	Yuen, Matt	54	QSS	2:31.05

**2014 Nationwide USMS Spring Nationals
George Haines International Swim Center
Psych Sheet - Sunday, May 4, 2014**

50-54...(#46 Men 200 Yard IM)					
37 Robnett, Truman J	51 VCM	2:32.90	6 Springer, Douglas A	67 ARIZ	2:36.09
55-59			7 Willis, Gregory B	65 LAPS	2:38.49
1 Carter, Paul V	56 TOC	2:05.00	8 McColly, Michael	68 PSM	2:39.00
2 Sauer, Jim	57 TXLA	2:06.20	9 Frost, Kenneth A	69 TAM	2:39.53
3 Dyer, Andy	55 AWJ	2:11.74	10 Wilson, Joel R	65 CRUZ	2:45.00
4 Holland, David A	55 WMAC	2:14.00	11 Dennis, D Craig	68 WCM	2:45.51
5 Allender, Patrick	55 OREG	2:14.04	12 Jochim, Christian	66 QSS	2:52.50
6 Smith, David M	56 CRUZ	2:14.88	13 Barton, John M	69 SMM	2:53.00
7 Kirwan, Peter H	55 CMSC	2:15.00	14 Traester, William F	65 CONN	3:51.26
8 Orten, Frank T	55 CMS	2:15.70	70-74		
9 Weissert, Toby	55 NOVA	2:15.97	1 Freshley, Mike R	73 SDSM	2:41.45
10 Hamm, Michael L	56 HMS	2:15.99	2 Boggs, Paul T	70 TVM	2:42.00
11 Von Hoffmann, Gerard	58 NOVA	2:16.00	3 Gildea, David R	70 MELO	2:43.27
12 Doyle, Benn W	55 GSM	2:16.50	4 Bergman, John	72 UC30	3:01.69
13 Volpp, Bryan D	56 WCM	2:16.90	5 Straka, Peter	71 FTYM	3:02.00
14 Tallman, Karl G	55 CRUZ	2:17.00	6 Colonnese, Michael A	70 MVN	3:05.00
15 Blatt, Michael J	58 VCM	2:17.55	7 Walker, Larry	70 SDSM	3:05.32
16 Seibt, Andreas K	56 IM	2:18.00	8 Shaw, Keith D	71 FCMS	3:06.28
17 Lindstedt, David P	58 LAPS	2:22.50	9 Carey, George L	71 UC33	3:06.34
18 Drake, Kevin W	57 HIMA	2:23.32	10 Shaw, James F	73 RINC	3:15.00
19 Heyes, Greg W	59 LAPS	2:25.00	11 Carroll, Jim	70 BMST	3:20.00
20 Heeter, Doug	55 LGSR	2:25.00	12 Sawyer, Dennis L	70 PSM	3:21.82
21 Reudy, Tom	59 SMM	2:25.99	13 Hamilton, Raymond H	70 AKMS	3:27.10
22 Heinemann, William A	56 OREG	2:26.38	14 Ronay, Peter E	71 ROSE	3:35.00
23 Rogers, Randy	55 PSM	2:27.21	75-79		
24 Lamour, Didier B	57 MINN	2:28.18	1 Gallagher, Drury J	75 XCEL	3:10.00
25 Knowles, Andy	59 SWIF	2:29.81	2 Peterson, Dick A	77 PSM	3:11.00
26 Godoy, Francisco J	55 WMST	2:30.00	3 Lauer, William J	79 GKMS	3:12.15
27 Moore, Richard	56 SEMS	2:33.66	4 Fasbender, Barry A	76 SMM	3:23.82
28 Skinner, Peter K	59 STAN	2:35.00	5 Goldstein, Mel E	75 INDY	3:30.30
29 Hale, Dave	58 SRM	2:40.00	6 Perilman, Jim E	75 WCM	3:37.00
30 Hendrick, Marty	56 SFTL	2:45.88	7 Morner, Stan F	79 WCM	3:50.30
60-64			8 Fleming, Jack C	78 USF	4:21.67
1 Colella, Rick	62 PSM	2:03.73	9 Braly, Mark	78 DAM	5:53.35
2 Gilchrist, Donald B	60 NCMS	2:20.00	80-84		
3 Kerns, Hubie	64 VCM	2:20.03	1 Best, Bob	81 SDSM	3:11.60
4 Stanback, John	60 CMS	2:22.80	2 Jones, Ashley O	82 AAM	3:23.10
5 Clemmons, Jim	64 MAM	2:23.50	3 Mitchell, Tom	81 SDSM	3:53.62
6 Haufler, Steven E	61 OAM	2:24.50	4 Grohe, William E	80 USF	4:54.74
7 Templin, Philip John	60 SAWS	2:25.00	90-94		
8 Van Nort, Steven	62 LAPS	2:29.33	1 Ouchakof, Vladimir I	90 CONN	10:00.00
9 Johnson, Clifford H	62 SNM	2:31.00			
10 Ferroggiaro, Fred	60 TOC	2:33.09			
11 Bernard, Alan D	64 TAM	2:34.03			
12 Mc Caffery, Michael G	60 TOC	2:35.00			
13 Rhodes, Eric E	63 BAM	2:35.70			
14 Kennedy, James B	62 CMAM	2:36.49			
15 Yensen, Kermit D	60 OREG	2:37.00			
16 Small, Stephen A	61 UC38	2:38.50			
17 Grant, Bill A	64 BAM	2:40.00			
18 Phipps, Tom	60 OREG	2:40.37			
19 Dewar, Tom A	62 WCM	2:50.00			
20 Umholtz, Ken	62 OJAI	3:02.03			
21 Madison, David K	61 LOM	3:07.01			
65-69					
1 Shestakov, Alek I	65 OAK	2:23.86			
2 Childs, Lee	65 GOLD	2:25.00			
3 Anderson, Marc S	65 MINN	2:27.84			
4 Wilder, Hugh	66 SRM	2:30.00			
5 Jester, Mal	65 WCM	2:36.00			

National Records

USMS SCY RECORDS AS OF APRIL 14, 2014

MEN				WOMEN			
19.36	04-28-12	JOSH SCHNEIDER	50 YD. FREE 18-24	MADISON KENNEDY	04-28-12	22.62	
42.59	12-01-12	EUGENE GODSOE	100 YD. FREE 18-24	DANA VOLLMER	11-08-09	48.29	
1:35.02	11-08-09	ANDY GRANT	200 YD. FREE 18-24	DANA VOLLMER	11-08-09	1:43.28	
4:24.81	01-24-10	ANDY GRANT	500 YD. FREE 18-24	JESSICA FUSCHI	10-25-03	4:49.97	
9:01.26	02-13-10	JP ARNOLD	1000 YD. FREE 18-24	LUANE ROWE	03-31-12	10:12.42	
15:48.70	03-27-10	ANDREW MUELLER	1650 YD. FREE 18-24	KAREN BURTON	- -87	17:31.70	
22.33	05-10-13	ANDREW ELLIOTT	50 YD. BACK 18-24	O'DONNELL-MCCARTH	05-22-10	26.18	
45.36	11-30-12	EUGENE GODSOE	100 YD. BACK 18-24	EMILE EWING	05-23-10	55.90	
1:44.18	05-11-13	ANDREW ELLIOTT	200 YD. BACK 18-24	SARA SCHWEITZER	04-30-00	1:59.22	
24.87	04-27-12	NELSON WESTBY	50 YD. BRST 18-24	KELLY MCNICHOLS	04-21-12	28.47	
54.45	04-28-12	NELSON WESTBY	100 YD. BRST 18-24	MICAH LAWRENCE	04-28-12	59.97	
1:57.33	05-12-13	ELLIOT KEEFER	200 YD. BRST 18-24	RILEY MANTS	05-18-03	2:14.90	
21.45	04-27-12	TIMOTHY PHILLIPS	50 YD. FLY 18-24	DANA VOLLMER	11-08-09	24.54	
46.65	11-30-12	EUGENE GODSOE	100 YD. FLY 18-24	DANA VOLLMER	11-08-09	52.30	
1:49.39	02-14-10	RUSSELL PAYNE	200 YD. FLY 18-24	KATHERINE MILLS	04-28-12	1:54.62	
50.14	02-18-01	ROMAIN BARNEIR	100 YD. I.M. 18-24	KARA DENBY	04-18-10	55.24	
1:49.35	02-14-10	RUSSELL PAYNE	200 YD. I.M. 18-24	KARA DENBY	04-18-10	2:02.35	
3:50.12	02-13-10	RUSSELL PAYNE	400 YD. I.M. 18-24	KATHERINE MILLS	01-28-12	4:21.82	
18.67	02-13-10	F BOUSQUET	50 YD. FREE 25-29	MADISON KENNEDY	01-25-14	22.62	
42.13	12-07-13	DARIAN TOWNSEND	100 YD. FREE 25-29	KIM VANDENBERG	02-24-13	49.18	
1:31.93	12-06-13	DARIAN TOWNSEND	200 YD. FREE 25-29	LIMIN LIU	05-20-01	1:48.80	
4:20.82	04-17-10	ANDY GRANT	500 YD. FREE 25-29	SHEILA TAORMINA	01-03-96	4:49.88	
9:19.61	03-15-14	TOBIAS WORK	1000 YD. FREE 25-29	LISA HAZEN	03-19-94	10:12.34	
15:44.70	05-03-98	ALEX KOSTICH	1650 YD. FREE 25-29	KAREN BURTON	05-19-91	16:50.17	
21.46	04-16-10	ADAM MANIA	50 YD. BACK 25-29	TANICA JAMISON	05-22-10	25.26	
45.95	04-15-10	ADAM MANIA	100 YD. BACK 25-29	TANICA JAMISON	05-23-10	54.06	
1:46.57	11-18-11	ADAM MANIA	200 YD. BACK 25-29	JUSTINE MUELLER	02-24-13	1:58.61	
23.87	05-21-10	MARK GANGLOFF	50 YD. BRST 25-29	MEGAN JENDRICK	02-21-10	27.14	
52.30	05-22-10	MARK GANGLOFF	100 YD. BRST 25-29	MEGAN JENDRICK	02-06-10	59.58	
1:53.04	12-21-13	BJ JOHNSON	200 YD. BRST 25-29	MEGAN JENDRICK	02-06-10	2:09.05	
21.11	11-30-12	DAVIS TARWATER	50 YD. FLY 25-29	TANICA JAMISON	05-22-10	24.41	
45.32	11-30-12	DAVIS TARWATER	100 YD. FLY 25-29	TANICA JAMISON	05-21-10	53.72	
1:47.62	05-20-07	ERIK SCALISE	200 YD. FLY 25-29	LIMIN LIU	05-20-01	1:57.84	
48.27	02-13-10	MARK GANGLOFF	100 YD. I.M. 25-29	MEGAN JENDRICK	02-06-10	54.43	
1:41.79	12-21-13	DARIAN TOWNSEND	200 YD. I.M. 25-29	JUSTINE MUELLER	12-05-13	1:57.56	
3:41.85	12-20-13	DARIAN TOWNSEND	400 YD. I.M. 25-29	JUSTINE MUELLER	02-22-13	4:19.02	
19.65	01-28-12	NICHOLAS BRUNELLI	50 YD. FREE 30-34	ERIKA ERNDL	11-29-12	22.48	
44.53	12-19-04	MIKE PICOTTE	100 YD. FREE 30-34	ERIKA ERNDL	02-23-13	48.03	
1:38.03	05-16-99	JON OLSEN	200 YD. FREE 30-34	ERIKA ERNDL	11-30-12	1:43.46	
4:29.49	02-25-96	MATTHEW CETLINSKI	500 YD. FREE 30-34	DAWN HECKMAN	04-14-12	4:46.92	
9:26.93	03-23-03	JOSHUA WOODRUFF	1000 YD. FREE 30-34	DAWN HECKMAN	04-15-12	9:51.93	
15:51.57	05-12-96	JEFF ERWIN	1650 YD. FREE 30-34	KAREN BURTON	05-23-93	17:07.52	
22.64	01-15-12	KEVIN DOAK	50 YD. BACK 30-34	NORIKO INADA	05-01-11	24.96	
46.34	12-21-13	ADAM MANIA	100 YD. BACK 30-34	NORIKO INADA	04-30-11	54.60	
1:45.55	12-22-13	ADAM MANIA	200 YD. BACK 30-34	K PIPES-NEILSEN	02-19-96	1:59.93	
24.84	04-30-11	ED MOSES	50 YD. BRST 30-34	KATIE MCCLELLAND	05-04-08	28.48	
53.44	04-29-11	ED MOSES	100 YD. BRST 30-34	KATIE MCCLELLAND	05-04-08	1:02.08	
1:56.02	05-01-11	ED MOSES	200 YD. BRST 30-34	ERIKA ERNDL	01-20-13	2:15.99	
21.37	12-22-13	ADAM MANIA	50 YD. FLY 30-34	ANGEL MARTINO	04-15-00	24.18	
47.28	12-20-13	ADAM MANIA	100 YD. FLY 30-34	ANGEL MARTINO	05-16-99	55.01	
1:49.52	05-16-94	PETER EGAN	200 YD. FLY 30-34	K PIPES-NEILSEN	05-12-96	2:03.46	
49.81	04-28-12	NICHOLAS BRUNELLI	100 YD. I.M. 30-34	ANGEL MARTINO	04-15-00	57.01	
1:47.62	05-04-97	RONALD KARNAUGH	200 YD. I.M. 30-34	ERIKA ERNDL	03-11-09	1:58.80	
3:53.81	05-04-97	RONALD KARNAUGH	400 YD. I.M. 30-34	ERIKA ERNDL	01-20-13	4:14.84	
20.14	05-04-08	JOSH DAVIS	50 YD. FREE 35-39	DARA TORRES	02-25-07	22.34	
44.24	04-20-09	VLAD PYSHNENKO	100 YD. FREE 35-39	DARA TORRES	02-25-07	49.72	
1:36.56	05-04-08	JOSH DAVIS	200 YD. FREE 35-39	K PIPES-NEILSEN	05-03-97	1:51.55	
4:33.97	05-17-02	RONALD KARNAUGH	500 YD. FREE 35-39	K PIPES-NEILSEN	05-03-97	4:56.09	
9:27.97	05-20-10	ERIC CHRISTENSEN	1000 YD. FREE 35-39	K PIPES-NEILSEN	02-16-99	10:22.60	
15:53.88	05-18-03	JEFF ERWIN	1650 YD. FREE 35-39	K PIPES-NEILSEN	05-04-97	17:13.99	
22.70	05-04-08	JOSH DAVIS	50 YD. BACK 35-39	SHERI HART	05-22-10	25.97	
49.12	05-04-08	JOSH DAVIS	100 YD. BACK 35-39	SHERI HART	05-23-10	56.14	
1:47.72	05-04-08	JOSH DAVIS	200 YD. BACK 35-39	K PIPES-NEILSEN	03-14-98	2:00.54	
25.35	05-21-10	STEVE WEST	50 YD. BRST 35-39	CYNTHIA LEWIS	04-15-12	29.63	
55.12	04-29-11	JEFF COMMINGS	100 YD. BRST 35-39	CYNTHIA LEWIS	04-15-12	1:03.46	
1:59.23	12-16-01	RON KARNAUGH	200 YD. BRST 35-39	CYNTHIA LEWIS	04-01-12	2:17.84	
22.26	04-29-11	JOSH DAVIS	50 YD. FLY 35-39	S VON DER LIPPE	05-18-03	25.54	

49.35	01-15-12	IGOR MARCHENKO	100	YD. FLY	35-39	S VON DER LIPPE	05-18-03	55.78
1:50.74	05-16-99	BOBBY PATTEN	200	YD. FLY	35-39	S VON DER LIPPE	05-22-05	2:03.48
50.06	05-04-08	JOSH DAVIS	100	YD. I.M.	35-39	SHERI HART	05-23-10	57.67
1:48.74	12-22-02	RONALD KARNAUGH	200	YD. I.M.	35-39	K PIPES-NEILSEN	03-14-98	2:05.24
3:56.76	12-16-01	RON KARNAUGH	400	YD. I.M.	35-39	K PIPES-NEILSEN	03-14-98	4:24.18
20.84	04-26-09	MICHAEL ROSS	50	YD. FREE	40-44	DARA TORRES	04-15-07	21.91
45.35	05-04-08	MICHAEL ROSS	100	YD. FREE	40-44	DANA TORRES	04-15-07	48.34
1:38.94	05-04-08	MICHAEL ROSS	200	YD. FREE	40-44	K PIPES-NEILSEN	12-22-02	1:51.06
4:39.86	05-08-10	ALEX KOSTICH	500	YD. FREE	40-44	K PIPES-NEILSEN	10-05-02	4:58.98
9:32.66	05-07-10	ALEX KOSTICH	1000	YD. FREE	40-44	K PIPES-NEILSEN	12-21-03	10:20.45
15:51.52	05-09-10	ALEX KOSTICH	1650	YD. FREE	40-44	K PIPES-NEILSEN	12-07-02	17:15.20
22.77	04-26-09	MICHAEL ROSS	50	YD. BACK	40-44	SHERI HART	05-01-11	26.12
48.49	04-26-09	MICHAEL ROSS	100	YD. BACK	40-44	SHERI HART	04-30-11	56.03
1:50.09	05-04-08	MICHAEL ROSS	200	YD. BACK	40-44	KRISTIN GARY	04-24-10	2:04.43
25.69	04-27-12	STEVE WEST	50	YD. BRST	40-44	S VON DER LIPPE	02-28-10	29.24
55.79	04-28-12	STEVE WEST	100	YD. BRST	40-44	S VON DER LIPPE	05-04-08	1:03.00
2:00.78	04-29-12	STEVE WEST	200	YD. BRST	40-44	S VON DER LIPPE	05-14-06	2:17.06
22.61	04-26-09	MICHAEL ROSS	50	YD. FLY	40-44	S VON DER LIPPE	05-10-09	25.14
49.27	05-04-08	MICHAEL ROSS	100	YD. FLY	40-44	S VON DER LIPPE	05-10-09	54.83
1:50.61	04-14-02	DENNIS BAKER	200	YD. FLY	40-44	S VON DER LIPPE	05-04-08	2:03.13
51.85	05-23-10	MICHAEL ROSS	100	YD. I.M.	40-44	ERIKA BRAUN	04-28-12	57.95
1:51.85	04-26-09	MICHAEL ROSS	200	YD. I.M.	40-44	S VON DER LIPPE	05-04-08	2:04.85
4:01.87	04-19-09	ROQUE SANTOS	400	YD. I.M.	40-44	S VON DER LIPPE	05-04-08	4:28.43
21.06	05-21-10	RICHARD HUGHEY	50	YD. FREE	45-49	SUSAN WALSH	05-04-08	24.00
46.46	05-22-10	DAVID SIMS	100	YD. FREE	45-49	K PIPES-NEILSEN	12-16-07	52.23
1:41.69	05-21-10	DAVID SIMS	200	YD. FREE	45-49	K PIPES-NEILSEN	12-16-07	1:53.28
4:39.10	05-20-07	DENNIS BAKER	500	YD. FREE	45-49	K PIPES-NEILSEN	04-11-09	5:04.13
9:43.93	05-20-10	KEITH SWITZER	1000	YD. FREE	45-49	K PIPES-NEILSEN	04-19-09	10:32.91
16:08.05	05-20-10	JEFF ERWIN	1650	YD. FREE	45-49	K PIPES-NEILSEN	04-22-07	17:49.73
23.96	04-29-12	CHRIS STEVENSON	50	YD. BACK	45-49	K PIPES-NEILSEN	12-21-08	27.35
51.55	04-30-11	CHRIS STEVENSON	100	YD. BACK	45-49	ELLEN REYNOLDS	05-23-10	57.83
1:53.97	05-13-11	RICH SAEGER	200	YD. BACK	45-49	K PIPES-NEILSEN	04-19-09	2:04.65
26.58	12-20-08	WALLY DICKS	50	YD. BRST	45-49	CAROLINE KRATTLI	05-20-07	30.17
57.24	12-07-13	TODD TORRES	100	YD. BRST	45-49	S VON DER LIPPE	03-27-11	1:05.85
2:08.33	05-10-09	DAVID GUTHRIE	200	YD. BRST	45-49	S VON DER LIPPE	05-01-11	2:22.76
22.67	05-04-08	PAUL SMITH	50	YD. FLY	45-49	SUSAN WILLIAMS	04-21-13	25.96
50.90	05-21-10	DAVID SIMS	100	YD. FLY	45-49	S VON DER LIPPE	05-01-11	56.97
1:50.73	12-06-08	DENNIS BAKER	200	YD. FLY	45-49	K PIPES-NEILSEN	12-26-08	2:07.39
52.14	05-23-10	RICHARD HUGHEY	100	YD. I.M.	45-49	FALL WILLEBOORDSE	04-28-12	59.39
1:56.14	04-29-12	DAVID SIMS	200	YD. I.M.	45-49	K PIPES-NEILSEN	12-16-07	2:07.26
4:14.17	05-21-10	DENNIS BAKER	400	YD. I.M.	45-49	K PIPES-NEILSEN	12-26-09	4:32.87
21.36	04-29-11	ROWDY GAINES	50	YD. FREE	50-54	LESLIE LIVINGSTON	05-12-13	24.67
46.59	05-10-09	ROWDY GAINES	100	YD. FREE	50-54	LAURA VAL	05-17-02	54.38
1:43.76	05-10-09	ROWDY GAINES	200	YD. FREE	50-54	JILL HERNANDEZ	05-10-13	1:58.53
4:47.57	05-20-01	JIM MCCONICA	500	YD. FREE	50-54	JILL HERNANDEZ	05-12-13	5:14.56
9:55.84	04-06-13	KEITH SWITZER	1000	YD. FREE	50-54	CAROLINE KRATTLI	02-17-12	11:08.78
16:42.07	05-20-01	JIM MC CONICA	1650	YD. FREE	50-54	LAURA VAL	04-14-02	18:42.24
24.75	04-03-11	STEVE WOOD	50	YD. BACK	50-54	LESLIE LIVINGSTON	05-10-13	27.04
53.09	04-27-12	CLAY BRITT	100	YD. BACK	50-54	K PIPES-NEILSEN	04-27-12	1:01.29
2:00.59	04-28-12	CLAY BRITT	200	YD. BACK	50-54	KARLYN PIPES	12-16-12	2:13.93
26.98	05-21-10	HOLDEN BANK	50	YD. BRST	50-54	BRIGITTE HEUER	05-21-10	32.37
58.50	03-02-14	DAVID GUTHRIE	100	YD. BRST	50-54	CAROLINE KRATTLI	02-18-12	1:09.21
2:10.76	04-06-13	DAVID GUTHRIE	200	YD. BRST	50-54	CAROLINE KRATTLI	02-20-12	2:29.92
23.19	04-25-04	TRIP HEDRICK	50	YD. FLY	50-54	LESLIE LIVINGSTON	05-11-13	25.70
51.73	05-12-13	DAVID SIMS	100	YD. FLY	50-54	JILL HERNANDEZ	05-12-13	1:00.17
1:59.26	04-27-13	DAVID SIMS	200	YD. FLY	50-54	LAURA VAL	05-17-02	2:15.18
54.28	05-11-13	DAVID SIMS	100	YD. I.M.	50-54	K PIPES-NEILSEN	04-28-12	1:02.18
2:00.56	04-27-13	DAVID SIMS	200	YD. I.M.	50-54	JILL HERNANDEZ	05-12-13	2:14.40
4:21.91	04-28-13	DAVID SIMS	400	YD. I.M.	50-54	JILL HERNANDEZ	03-30-12	4:46.15
21.82	04-30-00	RICHARD ABRAHAMS	50	YD. FREE	55-59	LAURA VAL	05-10-09	25.29
48.37	04-30-00	RICHARD ABRAHAMS	100	YD. FREE	55-59	LAURA VAL	05-04-08	54.72
1:48.79	04-10-10	MICHAEL MANN	200	YD. FREE	55-59	LAURA VAL	05-10-09	1:59.02
4:56.82	04-11-10	MICHAEL MANN	500	YD. FREE	55-59	LAURA VAL	01-25-09	5:27.33
10:07.36	05-14-06	JIM MC CONICA	1000	YD. FREE	55-59	LAURA VAL	03-13-10	11:20.53
17:11.12	05-20-07	JIM MC CONICA	1650	YD. FREE	55-59	LAURA VAL	04-16-10	18:56.04
26.34	05-01-11	TOM BARTON	50	YD. BACK	55-59	LAURA VAL	03-28-10	28.88
56.55	04-30-11	TOM BARTON	100	YD. BACK	55-59	LAURA VAL	05-23-10	1:04.65
2:03.14	03-31-12	TOM BARTON	200	YD. BACK	55-59	LAURA VAL	02-06-10	2:21.27

National Records

27.81	05-04-08	TIMOTHY SHEAD	50	YD.	BRST	55-59	LISA BENNETT	05-14-11	33.76
1:01.42	05-04-08	TIMOTHY SHEAD	100	YD.	BRST	55-59	LISA BENNETT	05-13-11	1:13.91
2:17.00	05-04-08	TIMOTHY SHEAD	200	YD.	BRST	55-59	CATHERINE KOHN	05-10-09	2:40.19
24.16	03-25-07	GREG SHAW	50	YD.	FLY	55-59	TRACI GRANGER	05-11-13	27.45
53.90	05-12-13	PAUL CARTER	100	YD.	FLY	55-59	LAURA VAL	05-10-09	1:01.31
2:03.18	05-23-10	BRAD HORNER	200	YD.	FLY	55-59	LAURA VAL	05-10-09	2:16.28
56.20	05-04-08	TIMOTHY SHEAD	100	YD.	I.M.	55-59	LAURA VAL	05-20-07	1:05.21
2:04.09	05-04-08	TIMOTHY SHEAD	200	YD.	I.M.	55-59	LAURA VAL	05-22-10	2:21.91
4:28.69	04-10-10	MICHAEL MANN	400	YD.	I.M.	55-59	LAURA VAL	05-07-10	5:03.92
22.30	05-22-05	RICHARD ABRAHAMS	50	YD.	FREE	60-64	LAURA VAL	04-21-12	26.57
49.14	05-22-05	RICHARD ABRAHAMS	100	YD.	FREE	60-64	LAURA VAL	04-29-12	56.45
1:54.14	03-29-09	FRED SCHLICHER	200	YD.	FREE	60-64	LAURA VAL	04-05-13	2:06.14
5:11.17	04-29-12	JIM MC CONICA	500	YD.	FREE	60-64	LAURA VAL	03-30-12	5:42.84
10:47.42	05-13-11	JIM MC CONICA	1000	YD.	FREE	60-64	LAURA VAL	03-30-12	11:41.77
17:59.55	05-20-10	JIM CLEMMONS	1650	YD.	FREE	60-64	LAURA VAL	03-30-12	19:43.99
26.82	05-04-08	HUGH WILDER	50	YD.	BACK	60-64	LAURA VAL	05-10-13	29.72
59.29	05-04-08	HUGH WILDER	100	YD.	BACK	60-64	LAURA VAL	05-12-13	1:03.72
2:13.13	05-10-09	TIM BIRNIE	200	YD.	BACK	60-64	LAURA VAL	05-11-13	2:21.44
29.26	05-10-13	RICK COLELLA	50	YD.	BRST	60-64	MELINDA WOLFF	05-10-13	35.09
1:02.97	05-11-13	RICK COLELLA	100	YD.	BRST	60-64	DEB WALKER	04-13-12	1:18.75
2:18.40	05-12-13	RICK COLELLA	200	YD.	BRST	60-64	DEB WALKER	04-15-12	2:52.02
24.46	05-22-05	RICHARD ABRAHAMS	50	YD.	FLY	60-64	CHARLOTTE DAVIS	05-11-13	29.14
54.92	05-22-05	RICHARD ABRAHAMS	100	YD.	FLY	60-64	LAURA VAL	04-27-12	1:04.27
2:10.06	04-16-11	LAWRENCE DAY	200	YD.	FLY	60-64	LAURA VAL	05-10-13	2:24.30
57.23	05-11-13	RICK COLELLA	100	YD.	I.M.	60-64	LAURA VAL	05-18-13	1:07.60
2:03.73	05-12-13	RICK COLELLA	200	YD.	I.M.	60-64	LAURA VAL	03-04-12	2:25.40
4:31.69	05-10-13	RICK COLELLA	400	YD.	I.M.	60-64	LAURA VAL	03-15-14	5:16.18
22.10	05-23-10	RICHARD ABRAHAMS	50	YD.	FREE	65-69	DIANN UUSTAL	05-12-13	28.94
49.42	05-22-10	RICHARD ABRAHAMS	100	YD.	FREE	65-69	CAROLYN BOAK	03-31-12	1:05.21
1:57.54	05-21-10	RICHARD ABRAHAMS	200	YD.	FREE	65-69	CAROLYN BOAK	04-30-11	2:24.31
5:37.64	05-20-07	TOM LANDIS	500	YD.	FREE	65-69	BARBARA DUNBAR	02-16-14	6:25.03
11:41.40	05-20-07	TOM LANDIS	1000	YD.	FREE	65-69	JACKIE MARR	05-10-09	13:25.54
19:16.25	05-20-07	TOM LANDIS	1650	YD.	FREE	65-69	BARBARA DUNBAR	03-23-14	22:16.65
27.74	05-23-10	RICHARD ABRAHAMS	50	YD.	BACK	65-69	DIANN UUSTAL	05-10-13	33.16
59.62	05-12-13	HUGH WILDER	100	YD.	BACK	65-69	DIANN UUSTAL	05-12-13	1:11.27
2:16.72	05-11-13	HUGH WILDER	200	YD.	BACK	65-69	DIANN UUSTAL	03-23-14	2:38.39
30.53	05-10-13	ROBERT STRAND	50	YD.	BRST	65-69	JOANN LEILICH	04-25-04	37.74
1:07.35	05-11-13	ROBERT STRAND	100	YD.	BRST	65-69	JOANN LEILICH	04-25-04	1:23.95
2:30.17	05-01-11	ROBERT STRAND	200	YD.	BRST	65-69	JOANN LEILICH	04-04-04	3:01.50
24.94	05-22-10	RICHARD ABRAHAMS	50	YD.	FLY	65-69	DIANN UUSTAL	03-21-14	31.19
56.36	05-21-10	RICHARD ABRAHAMS	100	YD.	FLY	65-69	CAROLYN BOAK	05-01-11	1:15.04
2:23.38	02-14-10	ROBERT POILETMAN	200	YD.	FLY	65-69	BARBARA DUNBAR	03-23-14	2:55.91
1:00.32	05-23-10	RICHARD ABRAHAMS	100	YD.	I.M.	65-69	DIANN UUSTAL	10-22-11	1:12.91
2:20.31	05-22-10	RICHARD BURNS	200	YD.	I.M.	65-69	CAROLYN BOAK	05-01-11	2:46.27
5:12.42	05-21-10	RICHARD BURNS	400	YD.	I.M.	65-69	CAROLYN BOAK	04-29-11	5:49.24
24.13	05-04-08	JEFF FARRELL	50	YD.	FREE	70-74	GAIL ROPER	04-30-00	31.05
56.05	05-04-08	JEFF FARRELL	100	YD.	FREE	70-74	GAIL ROPER	04-30-00	1:09.79
2:08.68	04-27-12	TOM LANDIS	200	YD.	FREE	70-74	GAIL ROPER	04-30-00	2:35.85
5:51.37	05-20-01	GRAHAM JOHNSTON	500	YD.	FREE	70-74	LAVELLE STOINOFF	04-25-04	6:46.78
12:19.05	05-20-01	GRAHAM JOHNSTON	1000	YD.	FREE	70-74	LAVELLE STOINOFF	04-25-04	13:58.55
20:29.18	05-20-01	GRAHAM JOHNSTON	1650	YD.	FREE	70-74	LAVELLE STOINOFF	03-28-04	23:45.69
30.25	04-25-04	YOSHI OYAKAWA	50	YD.	BACK	70-74	BETSY JORDAN	05-20-07	36.91
1:06.83	04-25-04	YOSHI OYAKAWA	100	YD.	BACK	70-74	JOY WARD	04-13-13	1:21.68
2:25.77	01-11-14	RICHARD BURNS	200	YD.	BACK	70-74	JOY WARD	04-14-13	2:57.22
32.86	09-29-13	DAVID GILDEA	50	YD.	BRST	70-74	JOANN LEILICH	01-24-09	39.89
1:11.75	09-29-13	DAVID GILDEA	100	YD.	BRST	70-74	JOANN LEILICH	04-29-11	1:26.77
2:46.46	04-15-11	MIKE FRESHLEY	200	YD.	BRST	70-74	JOANN LEILICH	02-02-09	3:07.28
28.61	05-11-13	JAMES ELDER	50	YD.	FLY	70-74	GAIL ROPER	04-30-00	35.06
1:05.75	01-26-14	ROBERT POILETMAN	100	YD.	FLY	70-74	GAIL ROPER	10-02-99	1:27.74
2:34.31	01-26-14	ROBERT POILETMAN	200	YD.	FLY	70-74	JUNE KRAUSER	02-16-97	3:16.51
1:06.55	05-11-13	JAMES ELDER	100	YD.	I.M.	70-74	GAIL ROPER	04-30-00	1:21.97
2:29.92	02-23-08	DAVID COSTILL	200	YD.	I.M.	70-74	NANCY BROWN	04-30-06	3:07.70
5:34.47	04-27-03	BURWELL JONES	400	YD.	I.M.	70-74	NANCY BROWN	04-09-06	6:40.92
25.58	03-04-12	JEFF FARRELL	50	YD.	FREE	75-79	GAIL ROPER	04-03-05	33.87
58.68	05-10-09	DAVID RADCLIFF	100	YD.	FREE	75-79	GAIL ROPER	04-24-05	1:16.23
2:08.77	05-10-09	DAVID RADCLIFF	200	YD.	FREE	75-79	RONNIE KAMPHAUSEN	03-08-09	2:53.05

6:03.87	05-08-10	DAVID RADCLIFF	500	YD.	FREE	75-79	RONNIE KAMPHAUSEN	05-16-09	7:32.58
12:20.59	05-10-09	DAVID RADCLIFF	1000	YD.	FREE	75-79	RONNIE KAMPHAUSEN	03-18-09	15:47.72
20:25.49	05-10-09	DAVID RADCLIFF	1650	YD.	FREE	75-79	RONNIE KAMPHAUSEN	05-16-09	26:53.24
32.11	04-19-09	YOSHI OYAKAWA	50	YD.	BACK	75-79	DORIS STEADMAN	04-30-00	40.25
1:08.55	04-19-09	BURWELL JONES	100	YD.	BACK	75-79	NANCY BROWN	04-15-11	1:27.70
2:31.41	04-17-10	BURWELL JONES	200	YD.	BACK	75-79	NANCY BROWN	04-15-11	3:15.04
35.64	04-30-06	JOHN KORTHEUER	50	YD.	BRST	75-79	SYLVIA EISELE	03-20-05	44.36
1:19.21	03-27-11	DAVID COSTILL	100	YD.	BRST	75-79	ANN HIRSCH	03-19-06	1:37.04
2:59.83	04-14-11	DAVID COSTILL	200	YD.	BRST	75-79	ANN HIRSCH	03-19-06	3:31.35
30.84	04-15-11	DAVID COSTILL	50	YD.	FLY	75-79	GAIL ROPER	04-24-05	39.05
1:12.71	04-17-11	DAVID COSTILL	100	YD.	FLY	75-79	GAIL ROPER	04-03-05	1:37.03
2:59.30	05-10-13	DAVID COSTILL	200	YD.	FLY	75-79	LOIS KIVI NOCHMAN	04-30-00	3:41.89
1:09.69	03-27-11	DAVID COSTILL	100	YD.	I.M.	75-79	GAIL ROPER	04-24-05	1:27.31
2:39.07	03-27-11	DAVID COSTILL	200	YD.	I.M.	75-79	GAIL ROPER	04-24-05	3:18.40
5:49.90	04-19-09	BURWELL JONES	400	YD.	I.M.	75-79	GAIL ROPER	04-10-05	7:03.61

29.25	04-10-05	FRANK PIEMME	50	YD.	FREE	80-84	FLORENCE CARR	03-12-06	36.85
1:09.04	02-12-05	FRANK PIEMME	100	YD.	FREE	80-84	MARGERY MEYER	05-18-03	1:24.09
2:33.31	06-28-11	GRAHAM JOHNSTON	200	YD.	FREE	80-84	JEAN TROY	02-17-08	3:08.99
6:53.87	03-24-13	BURWELL JONES	500	YD.	FREE	80-84	JEAN TROY	03-30-08	8:26.37
14:24.73	04-11-13	BURWELL JONES	1000	YD.	FREE	80-84	JEAN TROY	03-30-08	17:20.18
24:22.59	03-22-13	BURWELL JONES	1650	YD.	FREE	80-84	BETTY LORENZI	04-19-09	28:35.79
34.56	05-10-13	CLARKE MITCHELL	50	YD.	BACK	80-84	BETTY LORENZI	04-19-09	43.57
1:18.31	05-12-13	CLARKE MITCHELL	100	YD.	BACK	80-84	BETTY LORENZI	04-19-09	1:32.37
2:48.59	03-23-13	BURWELL JONES	200	YD.	BACK	80-84	BETTY LORENZI	04-19-09	3:26.72
39.22	03-24-13	BOB BEST	50	YD.	BRST	80-84	ANN HIRSCH	02-12-11	48.29
1:30.70	04-19-09	ROBERT MACDONALD	100	YD.	BRST	80-84	ANN HIRSCH	03-12-11	1:46.69
3:19.33	04-19-09	ROBERT MACDONALD	200	YD.	BRST	80-84	ANN HIRSCH	02-12-11	3:49.67
33.73	05-11-13	CLARKE MITCHELL	50	YD.	FLY	80-84	LOIS KIVI NOCHMAN	04-15-07	50.10
1:28.50	04-06-13	CLARKE MITCHELL	100	YD.	FLY	80-84	LOIS KIVI NOCHMAN	04-22-07	1:54.16
3:25.55	04-23-06	THOMAS MAINE	200	YD.	FLY	80-84	LOIS KIVI NOCHMAN	04-24-05	4:05.12
1:19.72	04-06-13	CLARKE MITCHELL	100	YD.	I.M.	80-84	NAN BOHL	04-19-09	1:44.34
3:06.65	03-24-13	BURWELL JONES	200	YD.	I.M.	80-84	ANN HIRSCH	02-12-11	3:53.17
6:45.91	03-23-13	BURWELL JONES	400	YD.	I.M.	80-84	JEAN TROY	02-17-08	8:16.02

31.92	03-07-10	FRANK PIEMME	50	YD.	FREE	85-89	BETTY RUSS	03-09-13	41.21
1:10.92	04-18-10	FRANK PIEMME	100	YD.	FREE	85-89	JEAN TROY	02-16-14	1:34.07
2:50.54	05-08-10	FRANK PIEMME	200	YD.	FREE	85-89	JEAN TROY	03-23-13	3:26.89
7:54.01	05-07-10	FRANK PIEMME	500	YD.	FREE	85-89	BETTY LORENZI	04-13-13	9:07.55
16:28.80	05-07-10	FRANK PIEMME	1000	YD.	FREE	85-89	BETTY LORENZI	04-11-13	18:40.21
27:48.74	03-20-10	FRANK PIEMME	1650	YD.	FREE	85-89	BETTY LORENZI	04-11-13	30:52.20
42.46	03-07-10	FRANK PIEMME	50	YD.	BACK	85-89	BETTY LORENZI	02-09-13	46.77
1:36.02	05-08-10	FRANK PIEMME	100	YD.	BACK	85-89	BETTY LORENZI	02-10-13	1:40.00
3:36.68	02-02-08	WILLARD LAMB	200	YD.	BACK	85-89	BETTY LORENZI	02-09-13	3:34.09
42.72	03-07-10	FRANK PIEMME	50	YD.	BRST	85-89	JEAN TROY	02-16-14	58.30
1:34.67	04-18-10	FRANK PIEMME	100	YD.	BRST	85-89	JEAN TROY	02-15-14	2:11.63
3:46.18	03-20-10	FRANK PIEMME	200	YD.	BRST	85-89	JOAN WAYNE	06-29-11	4:40.55
39.89	03-07-10	FRANK PIEMME	50	YD.	FLY	85-89	LOIS KIVI NOCHMAN	03-27-10	57.02
1:41.31	04-18-10	FRANK PIEMME	100	YD.	FLY	85-89	BETTY RUSS	07-27-12	2:12.10
3:43.03	01-08-11	THOMAS MAINE	200	YD.	FLY	85-89	LOIS KIVI NOCHMAN	03-07-10	4:42.19
1:28.37	03-07-10	FRANK PIEMME	100	YD.	I.M.	85-89	JEAN TROY	02-09-13	1:54.44
3:18.10	04-18-10	FRANK PIEMME	200	YD.	I.M.	85-89	JEAN TROY	02-10-13	4:17.15
7:30.51	02-12-11	THOMAS MAINE	400	YD.	I.M.	85-89	JEAN TROY	02-10-13	9:04.46

35.96	09-21-03	WOODY BOWERSOCK	50	YD.	FREE	90-94	AILEEN SOULE	05-12-96	49.68
1:27.26	03-21-04	WOODROW BOWERSOCK	100	YD.	FREE	90-94	RITA SIMONTON	04-26-09	1:50.37
3:23.16	01-26-13	WILLARD LAMB	200	YD.	FREE	90-94	RITA SIMONTON	05-10-09	3:59.22
8:54.93	03-24-13	WILLARD LAMB	500	YD.	FREE	90-94	RITA SIMONTON	05-10-09	10:22.61
18:13.07	11-09-13	WILLARD LAMB	1000	YD.	FREE	90-94	RITA SIMONTON	04-26-09	21:20.93
30:23.70	11-09-13	WILLARD LAMB	1650	YD.	FREE	90-94	RITA SIMONTON	02-22-09	35:22.28
49.65	03-25-07	JOHN MERRILL	50	YD.	BACK	90-94	MAURINE KORNFELD	05-10-13	1:01.20
1:46.67	03-25-07	JOHN MERRILL	100	YD.	BACK	90-94	AILEEN SOULE	05-12-96	2:14.66
3:54.03	03-25-07	JOHN MERRILL	200	YD.	BACK	90-94	AILEEN SOULE	05-12-96	4:42.55
53.07	04-15-07	RUSS WITTE	50	YD.	BRST	90-94	MARIA LENK-ZIGLER	05-22-05	1:17.70
1:58.35	01-30-11	RAYMOND HAKOMAKI	100	YD.	BRST	90-94	RITA SIMONTON	04-04-09	3:25.96
4:44.50	07-02-07	RUSS WITTE	200	YD.	BRST	90-94	EVA MULLER	03-16-03	7:21.02
50.44	03-21-04	WALTER PFEIFFER	50	YD.	FLY	90-94	RITA SIMONTON	04-26-09	1:18.23
2:13.93	03-21-04	WALTER PFEIFFER	100	YD.	FLY	90-94	JEWEL COOKE	04-11-99	3:26.50
5:08.18	05-02-04	WALTER PFEIFFER	200	YD.	FLY	90-94	JEWEL COOKE	11-08-98	7:12.95
2:00.17	04-07-13	JURGEN SCHMIDT	100	YD.	I.M.	90-94	RITA SIMONTON	03-29-09	2:37.23
4:27.54	03-17-13	JURGEN SCHMIDT	200	YD.	I.M.	90-94	RITA SIMONTON	03-29-09	5:40.28
10:10.57	05-02-04	WALT PFEIFFER	400	YD.	I.M.	90-94	JEWEL COOKE	11-07-98	13:06.38

National Records

51:31	01-10-99	GUS LANGNER	50	YD. FREE	95-99	RITA SIMONTON	09-22-13	1:02.80
2:04.54	01-10-99	GUS LANGNER	100	YD. FREE	95-99	RITA SIMONTON	09-22-13	2:14.55
4:35.70	01-10-99	GUS LANGNER	200	YD. FREE	95-99	RITA SIMONTON	02-08-14	4:45.26
12:17.44	01-10-99	GUS LANGNER	500	YD. FREE	95-99	RITA SIMONTON	09-22-13	12:28.16
30:05.25	04-02-00	GUS LANGNER	1000	YD. FREE	95-99	ANNE DUNIVIN	04-26-12	50:44.12
			1650	YD. FREE	95-99			
1:08.20	07-08-89	TOM LANE	50	YD. BACK	95-99	RITA SIMONTON	02-08-14	1:08.87
2:45.86	02-12-12	RUSS WITTE	100	YD. BACK	95-99	RITA SIMONTON	09-22-13	2:37.92
6:19.69	05-11-13	RUSS WITTE	200	YD. BACK	95-99	RITA SIMONTON	09-22-13	5:24.59
1:03.32	02-11-12	RUSS WITTE	50	YD. BRST	95-99	MARIE KELLEHER	02-15-09	1:55.41
2:34.82	02-12-12	RUSS WITTE	100	YD. BRST	95-99			
5:49.18	02-12-12	RUSS WITTE	200	YD. BRST	95-99			
			50	YD. FLY	95-99			
			100	YD. FLY	95-99			
			200	YD. FLY	95-99			
			100	YD. I.M.	95-99	MARIE KELLEHER	02-10-08	3:28.34
			200	YD. I.M.	95-99			
			400	YD. I.M.	95-99			
1:31.03	06-25-94	TOM LANE	50	YD. FREE	100-104	MARIE KELLEHER	02-10-13	1:58.08
3:21.86	06-25-94	TOM LANE	100	YD. FREE	100-104			
6:56.32	06-25-94	TOM LANE	200	YD. FREE	100-104			

USMS Short Course Yards Relay Records 04/14/2014

Men's Relays

Age Grp	Event	Date	Time	Team	Swimmers
18+	200 Y Free	05-22-10	1:18.32	NORTH CAROLINA MASTERS	Nicholas J Brunelli, Cullen A Jones, Nelson O Westby, Joe Skuba
	400 Y Free	04-16-10	3:05.05	WMAC	Andrew Belton, Chase R Gravengood, Doug Dickinson, Adam Mania
	800 Y Free	04-04-04	7:05.96	DAVIS AQUATIC MASTERS	Mark Callaghan, Zebron Lenke, Matthew Roper, Andy Nonaka
	200 Y Medley	05-12-13	1:28.85	BUCKEYE UNIV MASTERS	Andrew Elliott, Elliot Keefer, Lincoln D Fahrbach, Steven Springer
25+	400 Y Medley	04-18-10	3:29.49	MICHIGAN MASTERS	Kevin Doak, Patrick M Saucedo, Alec Mull, Adam Schmitt
	200 Y Free	05-22-10	1:21.82	CLEMSON AQUATIC TEAM	Lance A Asti, Brett Mac Lennan, Bryce Herrington, Andrew A Scheerhorn
	400 Y Free	04-10-11	3:06.20	ILLINOIS MASTERS	David Kinsella, Timothy Carlson, Vincent A Allegra, David Sims
	800 Y Free	03-22-14	6:56.28	NEW ENGLAND SWIM CLUB	Tobias T Work, Daniel M Moran, Eric T Nilsson, Michael T Emmons
35+	200 Y Medley	05-23-10	1:31.43	CLEMSON AQUATIC TEAM	Joel P Johnson, Brett Mac Lennan, Lance A Asti, Andrew P Scheerhorn
	400 Y Medley	04-21-12	3:25.49	ILLINOIS MASTERS	Charles W Cunnick, Timothy Carlson, Justin E Chiles, Vincent W Allegra
	200 Y Free	05-29-10	1:23.32	LONGHORN AQUATICS	Tyler J Blessing, Mike J Varozza, Bradley H Bailey, Chris J Eckerman
	400 Y Free	05-30-10	3:06.12	LONGHORN AQUATICS	Tyler J Blessing, Mike J Varozza, Bradley H Bailey, Chris J Eckerman
45+	800 Y Free	05-04-07	6:56.69	TEAM TYR	Dan Wegner, Scott Hubbard, Chris Beach, Erik Hochstein
	200 Y Medley	05-10-09	1:34.16	LONGHORN AQUATICS	Tyler J Blessing, Todd A Bartee, Bradley H Bailey, Mike J Varozza
	400 Y Medley	03-05-09	3:28.46	LONGHORN AQUATICS	Anders M Rasmussen, Todd A Bartee, Tyler J Blessing, Mike M Varozza
	200 Y Free	05-04-08	1:27.70	ARIZONA MASTERS	John C Smith, Al Jaegers, Paul A Hafner, Paul C Smith
55+	400 Y Free	05-07-10	3:18.25	WILDCAT ALUMNI MASTERS	Al Jaegers, Tom Harvill, Mace P Volzing, David Cunniff
	800 Y Free	05-08-10	7:22.85	WILDCAT ALUMNI MASTERS	Al Jaegers, Sandy Trimble, Mace P Volzing, David Cunniff
	200 Y Medley	05-23-10	1:36.56	GEORGIA MASTERS	Eric J Ericson, Chris J Weissman, Bob Bugg, Michael J Ellison
	400 Y Medley	04-10-10	3:38.41	TEXAS LONGHORN AQUATICS	Nathan M Breazeale, David M Guthrie, Anders M Rasmussen, Maxwell M Stinchcombe
65+	200 Y Free	04-11-09	1:32.18	OREGON	Mike J Tennant, Doug Brockbank, Wes Edwards, Larry J Philbrick
	400 Y Free	04-13-13	3:31.74	SARASOTA YMCA	Jack R Groselle, Jeffrey J Perout, Casey Clafin, Steve Allbritton
	800 Y Free	04-06-13	8:00.45	LONGHORN AQUATICS	Dick Worrel, Maxwell B Stinchcombe, Larry W Wood, Jim Sauer
	200 Y Medley	04-11-09	1:45.32	OREGON	Wes Edwards, Allen L Stark, Larry K Philbrick, Mike Tennant
75+	400 Y Medley	04-06-13	4:02.52	LONGHORN AQUATICS	Jim Sauer, Berry Hamilton, David K Vandam, Maxwell Stinchcombe
	200 Y Free	05-10-09	1:40.07	SAN DIEGO SWIM MASTERS	Mike R Freshley, Peter Andersen, Vinus Van Baalen, Keefe R Lodwig
	400 Y Free	04-16-10	4:03.39	GOLD COAST MASTERS	David Quiggin, Cav Cavanaugh, Doug B Brown, Jose Ferraz
	800 Y Free	05-02-04	9:45.84	OREGON	David Radcliff, George Thayer, Brent Lake, Dick Weick
85+	200 Y Medley	05-10-09	1:51.58	SAN DIEGO SWIM MASTERS	Vinus Van Baalen, Peter Andersen, Keefe L Lodwig, Mike Freshley
	400 Y Medley	04-01-12	4:42.13	WALNUT CREEK MASTERS	D Craig Dennis, Jesse B Smyers, James R DeLacy, Robert Olson
	200 Y Free	04-26-09	2:05.89	SAN DIEGO SWIM MASTERS	Frank Tanner, Tom Mitchell, Ken Kimball, Bob Best
	400 Y Free	05-03-08	4:57.61	ILLINOIS MASTERS	Wayne Leengran, Fred O Lehman, Stephen M Mullins, Tom Banfield
85+	800 Y Free	05-03-08	11:03.44	ILLINOIS MASTERS	Wayne Leengran, Fred O Lehman, Stephen M Mullins, Tom Banfield
	200 Y Medley	05-12-13	2:25.95	MICHIGAN MASTERS	Allan Charlton, Joel M Lockwood, Ray G Martin, Albert Morley
	400 Y Medley	04-18-10	5:49.57	WALNUT CREEK MASTERS	Donald L Brown, Norman E Stupfel, Stan F Morner, Robert L Mayo
	200 Y Free	04-28-12	3:05.24	FACT	William H Adams, Edwin H Graves, Rogers B Holmes, John H Corse
200 Y Medley	11-21-99	3:46.43	TEAM TEXAS	Roy Bodine, Bennett Allen, Jesse Coon, Tex Robertson	

Women's Relays

Age Grp	Event	Date	Time	Team	Swimmers
18+	200 Y Free	05-18-03	1:36.25	SAN DIEGO SWIM MASTERS	Karlyn Pipes-Neilsen, Heather DeFelice, Alexandra Frogley, Alison Terry
	400 Y Free	03-29-09	3:38.39	RED TIDE OF NYC	Kaitlin M Moughty, Tal Shpaizer, Susan Wager, Kristin M Gary
	800 Y Free	03-29-09	7:55.34	RED TIDE OF NYC	Kaitlin M Moughty, Sara A Upton, Jane M Kelsey, Kristin M Gary
	200 Y Medley	04-22-12	1:47.44	CHICAGO MASTERS SWIM CLUB	Hannika Schleebs, Kelly N McNichols, Katie A Braun, Julia Shallcross
25+	400 Y Medley	04-04-04	4:03.73	TERRAPIN	Jennifer Teerlink, Jillian Martin, Kelly Bowman, Meredith Stakem
	200 Y Free	05-03-08	1:35.40	SMU MASTERS	Dominique Diezi, Laura H Holt, Michelle H Chow, Katie McClelland
	400 Y Free	04-14-91	3:37.75	WALNUT CREEK	Caren Lewis, Paula Roemer, Wendy Ingrahm, Sara Shand
	800 Y Free	02-23-13	7:43.29	REDT	Bridget C O'Connor, Whitney C Sprague, Kristin J Gary, Kim Vandenberg
200 Y Medley	05-04-08	1:45.01	SMU MASTERS	Lia-Genevieve Oberstar-Brown, Katie McClelland, Laura H Holt, Dominique Diezi	

National Records

	400 Y Medley	03-30-08	4:02.73	SMU MASTERS	Lia-Genevieve Oberstar-Brown, Katie McClelland, Laura Holt, Michelle Chow
35+	200 Y Free	05-18-03	1:36.90	ROCKY MOUNTAIN	Collette Sappey, Kathy Garnier, Susan Von Der Lippe, Anna Pettis Scott
	400 Y Free	04-15-07	3:41.37	TEAM ILLINOIS MASTERS	Karlyn Pipes-Neilsen, Jennifer Ridge, Nadine Day, Solveig Sullivan
	800 Y Free	04-27-03	8:00.23	SAN DIEGO SWIM MASTERS	Beth Knight, Karlyn Pipes-Neilsen, Janet Coover, Caroline Krattli
	200 Y Medley	05-14-06	1:48.55	COLORADO MASTERS	Sheri Hart, Susan Von Der Lippe, Ellen Campbell, Kathy Garnier
	400 Y Medley	04-27-03	4:07.99	SAN DIEGO SWIM MASTERS	Karlyn Pipes-Neilsen, Caroline Krattli, Janet Coover, Beth Knight
45+	200 Y Free	04-30-11	1:40.44	COLORADO MASTERS SWIMMING	Kathy L Garnier, Collette H Sappey, Anna T Scott-Kube, Susan L Von Der Lippe
	400 Y Free	04-07-02	3:55.16	NEW ENGLAND MASTERS	Joel Feldmann, Jennifer Luker, Gayle Wettach, Jacki Hirsty
	800 Y Free	04-13-08	8:39.13	WALNUT CREEK MASTERS	Margee M Curran, Laurie P Vidal, Lynn S Sullivan, Charlene M O'Brien
	200 Y Medley	05-01-11	1:52.93	COLORADO MASTERS SWIMMING	Collette H Sappey, Kim Crouch, Susan G Von Der Lippe, Anna H Scott-Kube
	400 Y Medley	04-11-10	4:12.53	OREGON REIGN MASTERS	Valerie G Jenkins, Colette M Crabbe, Arlene Delmage, Karen Andrus-Hughes
55+	200 Y Free	04-28-13	1:51.52	UCLA Bruin Masters	Jenny L Cook, Christie Ciraulo, Karen L Einsidler, Veronica Hibben
	400 Y Free	04-27-13	4:06.63	UCLA Bruin Masters	Jenny L Cook, Karen L Einsidler, Christie Ciraulo, Veronica Hibben
	800 Y Free	04-28-13	9:04.47	UCLA Bruin Masters	Veronica Hibben, Karen L Einsidler, Christie Ciraulo, Jenny Cook
	200 Y Medley	04-27-13	2:06.54	UCLA Bruin Masters	Karen L Einsidler, Jenny L Cook, Christie Ciraulo, Veronica Hibben
	400 Y Medley	04-26-13	4:38.48	UCLA Bruin Masters	Karen L Einsidler, Jenny L Cook, Christie Ciraulo, Veronica Hibben
65+	200 Y Free	04-28-12	2:16.23	PACIFIC NORTHWEST AQUATICS	Sarah Welch, Sally A Dillon, Janet J Getzendaner, Suzanne Dills
	400 Y Free	04-13-08	5:19.35	VIRGINIA	Barbara M Zaremski, Betsy Durrant, Johnnie Detrick, Beth Schreiner
	800 Y Free	04-13-08	12:03.97	VIRGINIA	Betsy Durrant, Ida M Hlavacek, Barbara M Zaremski, Beth Schreiner
	200 Y Medley	04-24-05	2:35.40	VIRGINIA MASTERS	Laverne Adams, Joann Leilich, Lucille Griffin, Johnnie Detrick
	400 Y Medley	04-24-05	5:54.65	VIRGINIA MASTERS	Laverne Adams, Joann Leilich, Lucille Griffin, Johnnie Detrick
75+	200 Y Free	03-29-09	2:58.48	FACT	Betty S Lorenzi, Nancy N Durstein, Joan K Campbell, Mary S Tusa
	400 Y Free	04-19-09	6:45.43	WALNUT CREEK MASTERS	Ann M Hirsch, Jean M Duncan, Donna Monroe, Joan M Alexander
	800 Y Free	04-13-08	15:39.43	WALNUT CREEK MASTERS	Barbara R Owens, Betty T Mc Millan, Jean M Duncan, Ann R Hirsch
	200 Y Medley	03-29-09	3:15.12	FACT	Betty S Lorenzi, Sylvia Eisele, Nancy N Durstein, Mary S Tusa
	400 Y Medley	02-22-98	8:44.42	WALNUT CREEK	Pat Prevetz, Sally Joy, Jean Durston, Mary Jane Reeves

Mixed Relays

Age Grp	Event	Date	Time	Team	Swimmers
18+	200 Y Free	05-21-10	1:29.18	AUBURN MASTERS SWIMMING	Richard L Hughey, Corey M Hughey, Austin L Hughey, Emile L Ewing
	400 Y Free	03-23-13	3:24.53	NEW ENGLAND MASTERS	Noel S LaPierre, Caitlin M Healey, Elizabeth A Mancuso, Curtis S Hon
	800 Y Free	03-30-03	7:32.95	NEW ENGLAND MASTERS	Rebekah L Lorenz, Peter J Worland, Jason H Eaddy, Jessica L Stokes
	200 Y Medley	04-30-11	1:39.06	THE OLYMPIC CLUB	Fiona O'Donnell-McCarthy, Gary N Marshall, Brooke A Bishop, Scott Greenwood
	400 Y Medley	03-29-09	3:41.71	RED TIDE OF NYC	Kristin J Gary, Nicholas S Werner, Kaitlin M Moughty, Jeremy J Fain
25+	200 Y Free	05-21-90	1:29.40	S. CAL AQUATIC	Chuck Ponthier, Diane Graner, Kristine Bush, Peter Mcclafferty
	400 Y Free	02-24-13	3:16.77	REDT	Kim Vandenberg, Bridget C O'Connor, Gregory T Palumbo, Brian Kelly
	800 Y Free	04-04-04	7:25.46	ILLINOIS MASTERS	Jennifer Ridge, Nadine Day, Patrick Elder, Matt Keller
	200 Y Medley	04-30-11	1:37.19	PHOENIX SWIM CLUB	Noriko Inada, Jeff P Commings, Kyle M Shores, Marika McCue
	400 Y Medley	04-25-10	3:45.13	RED TIDE	Kristin J Gary, Nicholas S Werner, Tal Shpaizer, David Lippin
35+	200 Y Free	04-25-04	1:30.17	ROCKY MT	Kathy Garnier, Susan Von Der Lippe, John Smith, Paul Smith
	400 Y Free	03-15-08	3:28.42	VIRGINIA	Shannon H Summerlin, Jenny H John, Chris John, Daniel H Summerlin
	800 Y Free	04-17-05	7:24.36	ILLINOIS	Liz Dillmann, Jennifer Ridge, Ron Kurza, Matt Keller
	200 Y Medley	05-22-10	1:39.85	COLORADO MASTERS SWIMMING	Sheri L Hart, Matthew S Eisenhuth, Chris O'Sullivan, Collette L Sappey
	400 Y Medley	04-19-09	3:48.70	WALNUT CREEK MASTERS	Debbie M Santos, Roque J Santos, Alison H Zamanian, David M Boatwright
45+	200 Y Free	05-04-08	1:34.48	ARIZONA MASTERS	John C Smith, Monica M Bailey, Stephanie S Rollins, Paul C Smith
	400 Y Free	04-13-08	3:34.92	WALNUT CREEK	Greg A Remmert, Laurie P Vidal, Caren A Mc Namara, David A Boatwright

	800 Y Free	04-17-09	7:51.33	WALNUT CREEK MASTERS	David E Boatwright, Charlene A O'Brien, Margee M Curran, Brad E Gothberg
	200 Y Medley	05-04-08	1:44.02	ARIZONA MASTERS	John C Smith, Glenn D Mills, Stephanie S Rollins, Monica C Bailey
	400 Y Medley	05-02-04	4:00.80	OREGON	Karen Andrus-Hughes, Pat Allender, Colette Crabbe, Mike Tennant
55+	200 Y Free	04-29-11	1:41.82	PLANO WETCATS	Jack W Gooding, Lynn Morrison, Krissy Maccurdy, Tom Barton
	400 Y Free	04-01-12	3:48.60	PLANO WETCATS	Tom Barton, Jack Gooding, Lynn Morrison, Krissy Maccurdy
	800 Y Free	04-21-13	8:34.48	UCLA BRUIN MASTERS	Brad Magit, Jenny L Cook, Peter R O'Keefe, Veronica Hibben
	200 Y Medley	04-30-11	1:53.26	PACIFIC NORTHWEST AQUATICS	Donald Graham, Rick Colella, Charlotte M Davis, Mary Lippold
	400 Y Medley	03-31-12	4:17.57	PLANO WETCATS	Tom Barton, Krissy Maccurdy, Jack Gooding, Lynn Morrison
65+	200 Y Free	05-10-09	1:53.76	OREGON MASTERS	Joy Ward, Robert S Smith, Barbara Frid, Tom Landis
	400 Y Free	04-13-08	4:36.77	VIRGINIA	Harry M Sober, Johnnie Detrick, Art Wolfe, Beth Schreiner
	800 Y Free	03-24-13	10:28.12	NE MASTERS	Jay Jones, Carol M Yunker, Kathy M Slifer, Daniel Rogacki
	200 Y Medley	05-10-09	2:06.22	SAN DIEGO SWIM MASTERS	Betsy T Jordan, Peter Andersen, Keefe L Lodwig, Jackie T Marr
	400 Y Medley	04-01-07	5:20.49	SAN DIEGO SWIM MASTERS	Betsy Jordan, Bob Best, Mike Freshley, Gynt Clifford
75+	200 Y Free	04-29-01	2:35.78	FMM	Florence Carr, Brud Cleavland, Regan Kenner, Paul Hutinger
	400 Y Free	04-17-10	5:55.27	WALNUT CREEK MASTERS	Donald L Brown, Norman E Stupfel, Joan E Alexander, Donna Monroe
	800 Y Free	04-19-09	12:18.74	WALNUT CREEK MASTERS	Robert W Mayo, Ann M Hirsch, Norman E Stupfel, Donna Monroe
	200 Y Medley	05-10-09	2:46.58	WALNUT CREEK MASTERS	Donald L Brown, Norman E Stupfel, Joan E Alexander, Donna Monroe
	400 Y Medley	03-17-12	7:09.05	MAINE MASTERS SWIM CLUB	Donna Edelbaum, Hans D Wendel, William I Jones, Ronnie Kamphausen
85+	200 Y Free	04-17-11	4:04.35	MARYLAND MASTERS	Doris B Russell, Sarah T Allnutt, Geoffrey Revett, Alexander Eremchuk
	200 Y Medley	04-15-11	4:39.13	MARYLAND MASTERS	Sarah T Allnutt, Alexander Eremchuk, Doris B Russell, Geoffre

