

Final Results

UNITED STATES MASTERS SWIMMING



masters

1986

NATIONAL CHAMPIONSHIPS

Hosted by:
Indian River Community College
Fort Pierce, Florida



INDIAN RIVER COMMUNITY COLLEGE

3209 VIRGINIA AVENUE • FORT PIERCE, FLORIDA 33454-9003
TELEPHONE 305-464-2000

May 21, 1986

Greetings:

Thank you for your vote of confidence allowing us the privilege of hosting
The 1986 United States Masters Swimming Short Course Championship.


The spirit of the competitors was exciting for everyone involved. The meet
management was especially appreciative of the fine attitude demonstrated
during the rain delays. I am very proud of the fact that all of our volunteer
workers hung in there.

Speaking of volunteers, we had well over 550 individuals serve one or multiple
shifts of three hours. Basically, we had one volunteer for every two contestants.

Our unofficial slogan is "IRCC Proud". We hope that in some small way our pride
was evident to you during your stay.

Continued success, good health and happiness to you.

Sincerely,



Bob Bottger
Coordinator of Athletics

BB/dg


SERVING ... INDIAN RIVER, MARTIN, OKEECHOBEE and ST. LUCIE COUNTIES

We Salute Our Volunteers

ADAMS	BARBARA	CARTER	COREY
ALLEN	KAREN	CHAMBERS	CHRIS
ALLEN	KATHY	CHARLES	LES
ALMODOVAR	JEANNETTE	CLARK	TERRY
AMATO	FRANK	COGLIANO	BOB
ANDERSON	HENRY	COLELLA	DAN
APPLEGATE	PAM	COLLINS	CAROL
ARCHER	SUE	CONNELLY	BERT
ARNOLD	DONNA	CONRAN	GREG
ARNOLD	HARVEY	CONRAN	LADA
ARP	JON	COOK	BOBBIE
ARTHUR	BOB	CORASH	LINDA
AUSTIN	SYLVIA	COX	GENE
BADER	RICHARD	CRACKNELL	BOB
BAKER	DONNA	CRAUSTEIN	CHUCK
BALDREE	ALAN	CRENSHAW	NEIL
BARON	LEN	CRISCI	JOE
BARON	LOUISE	CROGHAN	CHARLES
BAXLEY	HAL	CRONIN	BETTY
BELLAY	BRENDA	CRULAND	STEVE
BIANCO	KATHY	DANIELS	CAROL
BLACKMON	LISA	DASHOSH	MIKE
BLALOCK	JOAN	DEAN	CHARLOTTE
BOGART	FRED	DEDLOW	MARY
BOTTGER	JOY	DEPUNTE	JANE
BOTTGER	KRIS	DICKSON	GENE
BOTTGER	TIM	DIMINO	MRS.
BOWERS	MARGE	DIXON	LEUETTE
BRANIGAN	ED	DOBSON	CAROLYN
BRANIGAN	EDDIE	DOCTOR	FIONA
BREDEMEYER	NANCY	DODGE	JAMES
BRENNAN	ELAINE	DODSON	DOUG
BRIDGES	JACK	DOHRER	LORA
BROLMAN	NETTIE	DUNCAN	CATHERINE
BROWN	ARLENE	DUNN	HANK
BROWN	BILLY	DePROSPPO	WILLIAM
BROWN	EMMA	DeROSS	JIMMIE ANN
BROWN	JANIS	EAKINS	BARBARA
BROWN	MELISSA	EARLL	FAULA
BROWN	ROY	EASOM	MIKE
BROWN	TONY	EASTMOND	JUNE
BRUHMANN	TRACY	EBLING	DIANE
BRYANT	JUTANZA	EBY	MRS.
BURCH	DAVID	EDMONDSON	VERONICA
BURGESS	ED	EDWARDS	O. D.
BUSH	RUSSELL	ELLMAUER	SUSAN
CADE	JOAN	ENGLISHMAN	JAMMIE
CALLAHAN	DAN	ESPOSITO	DAVID
CAMBRON	DR.	FADOK	JOHN
CAMBRON	KAREN	FIKE	SUSAN
CAMPBELL	KATHY	FRAMPTON	JAMES
CAPEZZA	CATHY	FURST	DEE
CARMAN	THERESA	GARCIA	MARVELINE



Mike Corash
Meet Director



Pete Jurczyk
Honorary Meet Director





GARRETT	DEBORAH
GATHERCOLE	BEN
GEARHARDT	CEIL
GEHRIG	GRISEL
GESSNER	DAVE
GIBBS	PAT
GLOVEN	DOUG
GOLDBACK	LINDA
GOLDBACK	MRS.
GONZALES	FRANK
GORDY	LOIS
GRAUSTEIN	CHUCK
GRAVES	ANNIE
GREEN	PAM
GREEN	WALT
GREER	MRS.
GROVE	DEL
GUETTLER	BRIAN
GUETTLER	KARL

HALDANE	MRS.	LACIVITA	LORI	PARKER	LINDA
HARDMAN	PAT	LAGRAND	DEBBIE	PATMZIO	MRS.
HARRIS	DONNA	LAMBRECHT	LINDA	PATRIZIO	ANN
HARRIS	KINCHEN	LATTNER	JEANNIE	PATRIZIO	SAL
HARRIS	SANDRA	LAUCELLA	HOWARD	PENDERGRAFT	SANDRA
HARRISON	ROCK	LAZAR	LYNN	PEREZ	LOU
HARTLEY	DAWN	LEATHERWOOD	MIKE	PERSEK	CRAIG
HAVNEY	AL	LEE	CATHERINE	PETERSON	DOROTHY
HAVNEY	DEE	LEE	KEVIN	PFEIFFER	FAT
HAWKINS	ANDRE	LINK	INGE	PINCUS	JEFF
HAYS	LINDA	LINK	KARL	PITCHER	GEORGE
HAYSLIP	SUE	LITTLEJOHN	MARCIA	PORTER	JACKIE
HAZELLIEF	JOY	LOEHR	DENNIS	PRATER	DONNA
HEAVIN	DENISE	LONG	LISA	PRESLEY	PAT
HEDGDEN	AL	LOWE	SHARON	PRICE	LINDA
HEISE	THERESA	LUNDY	JAY	PRINCIPATO	MYRTLE
HELM	JOE	LaCHAR	GRETCHEN	QUIRION	DIAN
HENSLEY	CARL	MACADIE	MANDY	RAGAN	JOYCE
HENSLEY	JAMES	MANNING	MARK	REGISTER	STACY
HERMAN	MARK	MASON	VERNA	REICK	NATHAN
HERRING	BARBARA	MASSEY	ED	REYNOLDS	ROBIN
HILL	BETTY	MATTHEWS	JOHN	RIECK	NATHAN
HILL	JUDY	MAXWELL	JACK	RILEY	KIM
HINNS	SHARON	MAYER	BOB	ROBERTSON	FRED
HINTON	MADELINE	MAYER	ELIZABETH	ROBERTSON	MATT
HOLLEY	BEV	MERCADO	LEWIS	ROBINSON	BETTY
HOLLEY	LARRY	MIGLINO	MRS.	RODRIGUEZ	NAOMI
HOLMES	JIM	MIHALEK	JOE	ROGERS	ED
HOSKINS	PEGGIE	MILLER	CYNTHIA	ROMANO	JOANNE
HOULE	PAT	MILLER	MARTY	ROMANO	KARL
HOVGAARD	BARBARA	MILLS	MOLLIE	ROMINGER	MICHAEL
HUIE	AARON	MIMMS	FRAN	ROSIER	ETHYL
HUIE	ROGER	MOCK	GERALD	ROTHSTEIN	DR. GREG
ISENBURG	KATHY	MOHNEY	SUSAN	RUNTE	DEE
ISENBURG	RAY	MONTGOMERY	SARAH	RUPE	MARGO
ISENBURG	STACY	MOORE	ANNIE	RUSS	GAIL
JAMES	DENNA	MORRIS	PETER	RUTLAND	ADONNA
JEFFERSON	MRS.	MOSELEY	YOLANDA	SABINO	LOLLY
JEMISON	LESLIE	MOSES	URSULA	SCHALK	JUDY
JERSZYK	VICTORIA	MYERSON	GAYLE	SCHMIDT	INGE
JOHNSON	AL	McALPIN	IRA	SCHNEIDER	BOB
JOHNSON	CASSANDRA	McDONALD	DALE H.	SCHWERER	SARAH
JOHNSON	KATHY	McDUFFIE	ZELLA	SCOTT	RAMONA
JOHNSON	MARGARET	McMAHON	JULIA	SCOTT	SHARON
JOHNSON	STEVE	McMAHON	MIKE	SHAFFER	BARBARA
JONES	SABINA	McMILLEN	GEN	SHAW	AMY
KEATING	CLAUDIA	McMILLIAN	ERVIN	SHAW	CHRIS
KEEGAN	JEANNE	McNEELY	BILL	SHAW	RUTH
KEIM	BARRY	NADEAU	GARY	SILVERS	BECKY
KELLY	PATTY	NELSON	JAN	SISSON	ROYCE
KERLEY	MIKE	NELSON	KIM	SIZEMORE	DONNA
KING	LINDA	NELSON	FATSY	SLAUGHTER	ZELDA
KIRKWOOD	GEORGE	NEWMAN	HARVEY	SLAY	KATHY
KITZMILLER	CHUCK	NICHOLS	DONNE	SMALL	JANET
KLETT	JACK	NIPPES	DAN	SMITH	PEGGIE
KLETT	JIM	NOBLE	JENNIFER	SMITH	SHARON
KNOWLES	REBECCA	NOTHDURFT	MARY	SNOW	BOB
KROMHOUT	ELAINE	OPOSNOW	JENNIFER	SNYDER	DELANA
L'HEUREUX	PAT	OXMAN	BECKIE	SPIVEY	TOM

STAFFORD	BETH	TURNER	LYDIA	WICK	TINA
STAFFORD	JOE	TUTTLE	JULIE	WIDMAN	ALBERTA
STEIN	FRANK	UPADHYAY	URVI	WIDMAN	RUDY
STELLACIE	MARIETTE	VAN CUBIA	AL	WILCOXSON	MARY KAY
STOICA	ROSEMARY	VAN CUBIA	CAROL	WILLIAMS	DEBORAH
STREETER	BILL	VANDEGRIFT	DOTTIE	WILLIAMS	JERRI
STRICK	ED	VETTER	ROBERT	WILLIAMS	PATTI
SULLIVAN	DAVE	VIHLEN	ROTH	WILLIAMS	PIPER
SWAB	STEVE	VOSTATEK	MICHAEL	WILLIAMS	REV. PAGE
SWEATT	DENA	WADDLE	RENE	WILSON	CATHRYN
SYMINGTON	DON	WALKER	AUDREY	WIRTH	GARY
TAIT	SHERRY	WALLACE	MARK	WIRTH	SUE
TARRIO	JOSE	WARD	FRANK	WOLCOTT	JOY
THOMAS	NANCY	WARNICK	KELLY	WOLFORD	GENGIE
THOMPSON	DON	WASHINGTON	JESSIE	WOLFORD	WILLARD
THORNTON	MARY	WATKINS	GARY	WOOD	DEBBIE
THORNTON	RITA	WELLS	AMY	WOOD	NED
THOVEN	MRS.	WELLS	JUNE	WRIGHT	JUDY
TIERNAN	SHIELA	WENTIS	DELORES	YARBROUGH	BARBARA
TILLOTSON	FRANK	WENTIS	GEORGE	YOST	NANCY
TORRE	MONICA	WENTZ	SARAH	YOUNG	GERALD
TREFELNER	VICKIE	WETZEL	COLLEEN	ZIMMERMAN	KARL
		WHITACRE	SARA		

Participating Teams

CODE	CLUB NAME	CODE	CLUB NAME	CODE	CLUB NAME
*UA	Unattached	FCST	First Colony	OHIO	O*H*I*O
-AMA	Aqua Masters Azteca (Mexico)	FLA	Florida League Aquatic	OKMS	Oklahoma
-ATB	Alderwood Teddy Bares (Canada)	PORG	Valley Forge	OMAH	Omaha
-BUR	Burlington (Canada)	GAKW	Georgia Killer Whales	OREG	Oregon
-CAS	Casuarina (Barbados)	GCM	Gold Country	ORM	Oak Ridge
-CCC	Caparra Country Club (P.R.)	GISA	Greater Indiana	PBCM	Palm Beach County
-EMP	Emperor (Canada)	GLTM	Goose Lake Trout	PLAN	Plantation (FL)
-EOM	Etobicoke Olympium (Canada)	GNY	Gamble Nippert YMCA	PMST	Prairie
-PER	Peru Swim Team (Peru)	GOLD	Gold Coast	PNA	Pacific Northwest
-PR	Puerto Rico (P.R.)	GPAC	Greater Pensacola	RAMA	Raleigh Area
-SA	Scarborough Aquatic (Canada)	HAWK	Hawkeye	RINC	Rinconada
-SE	Sans Egal (London, England)	HSC	Hurricane Swim Club	RMM	Rocky Mountain
-SST	Spencer Swim Team (England)	HUMU	HUMUHUMUNUKUNUKUAPUAA	RRM1	Red River (LA)
-UTM	Univ of Toronto (Canada)	IEM	Inland Empire	SAW	Sawtooth
-WRM	Wild Rose (Canada)	IRCC	Indian River Comm Coll	SBSC	Santa Barbara
ADIR	Adirondack	JAX	JAX Navy	SCA	Southern California Aquatic
ALMA	Almaden Swim & Racquet	JERS	Jersey Masters	SCC	Sun City Center
ARIZ	Arizona	KAQ	Kalispell Aquatic	SCCM	Santa Cruz County
ARRM	Arkansas	KWSY	Knoxville Westside YMCA	SCM	Santa Clara
AS	Anchorage Strokebusters	LAAC	LAAC Masters	SCMS	Space Coast
BBB	Biscayne Bay Blazers	LAKE	Lakeside	SDSM	San Diego Swim
BEST	BEST	LBM	Long Beach	SLAM	St Loui's Area
BFYM	Bristol Family YMCA	LFYM	Lakeland Family YMCA	SMMM	San Mateo Marlins
BM	Barracuda	LINC	Lincoln	SMS	Suncoast
BMSC	Burke	LO	Ladera Oaks	SPM	St Petersburg
BOCA	Boca Raton	LONE	Lone Star	SSUM	Sonoma State Univ
BOLT	Dick Bower Swim Club	LONG	Longhorn Aquatics	STR	Stroh's Swim Team
BSCM	Brevard Swim Club	MAC	Mecklenberg Aquatic Club	SVY	Shades Valley YMCA
CFM	Central Florida	MARY	Maryland	SWIM	S.W.I.M. Fla
CHA	Charleston	MCCM	MCC Marauders	SWM	Southwest
CHES	Chesapeake	MC1	Martin County	SWOM	Southwest Ohio
CHIC	Chicago	MCM3	Mid-Cities	SYL	Sylvania
CLYM	Clearwater Largo Y	MIAM	Miami Stingray Masters	TAM	Tamalpais Aquatic
CMSA	City of Mobile	MICH	Michigan	TBM	Tampa Bay
COL1	Columbia SC	MID	Midland	TERR	Terrapin
CONN	Connecticut	MIDA	Mid Atlantic	TIGR	Tiger Aquatics
CPM	Cal Tech Pasadena	MM2	Marina	TJC	The Jungle Club
CTM	Crimson Tide	MN	Minnesota	TOC	The Olympic Club
DADS	Dads Club	MOCM	Mountain Olympic Club	VAIL	Vail Swimming
DAMA	Durham Aquatic	MOVY	Missouri Valley	VERM	Vermont
DBSA	Daytona Beach Swim	MSM2	Miami Shores	VMST	Virginia
DCMS	DC Masters	NAC	Nashville Aquatic Club	WCM	Walnut Creek
DCRD	DC Dept of Recreation	NEM	New England	WM	Westside
DLNM	Dunedin Loch Ness	NFM	North Florida	WMAC	Wisconsin
DLSC	Delta Swim Club	NIAG	Niagara	WPEN	Western Pennsylvania
EMPM	Empire State	NM	Neptune	YPIT	YMCA of Pittsburg
FAS2	F.A.S.T (Fla)	NMM	North Miami		



Meet Results — Women

DC Masters	780.50	Oklahoma	48.00
New England	637.50	Chesapeake	45.00
Unattached	329.00	Santa Barbara	42.00
St Petersburg	294.00	Santa Cruz County	41.00
Lone Star	282.00	North Florida	39.00
Walnut Creek	250.00	San Diego Swim	38.00
Gold Coast	240.00	Raleigh Area	38.00
Empire State	210.00	Stroh's Swim Team	35.00
Virginia	186.00	Arkansas	35.00
Connecticut	164.00	Tiger Aquatics	32.00
Maryland	152.50	Scarborough Aquatic (Canada)	31.00
Southern California Aquatic	151.00	HUMUHUMUNUKUNUKUAPUAA	31.00
Mid Atlantic	145.00	Emperor (Canada)	29.00
Oregon	143.50	Nashville Aquatic Club	28.00
Central Florida	140.00	Palm Beach County	27.00
Charleston	135.00	LAAC Masters	26.00
Tamalpais Aquatic	130.00	Tampa Bay	25.00
F.A.S.T (Fla)	114.00	The Jungle Club	23.00
Lincoln	113.00	MCC Marauders	22.00
Valley Forge	101.00	Sonoma State Univ	22.00
Boca Raton	101.00	Southwest Ohio	22.00
Southwest	96.00	Caparra Country Club (P.R.)	19.00
Jersey Masters	89.00	Hawkeye	18.00
San Mateo Marlins	88.00	Red River (LA)	15.00
Michigan	88.00	Almaden Swim & Racquet	14.00
Lakeside	83.00	Gamble Nippert YMCA	13.00
Suncoast	83.00	Cal Tech Pasadena	13.00
Rocky Mountain	82.50	S.W.I.M. Fla	12.00
St Louis Area	80.50	Greater Pensacola	11.00
Arizona	74.00	Kalispell Aquatic	9.00
Clearwater Largo Y	74.00	Wild Rose (Canada)	9.00
Longhorn Aquatics	68.00	Sun City Center	9.00
Wisconsin	63.50	City of Mobile	7.00
Missouri Valley	59.00	Crimson Tide	6.00
Georgia Killer Whales	58.50	JAX Navy	5.00
Niagara	58.00	Omaha	5.00
Indian River Comm Coll	55.00	Mountain Olympic Club	4.00
Bristol Family YMCA	54.00	Western Pennsylvania	4.00
Pacific Northwest	52.00	Etobicoke Olympium (Canada)	3.00
Alderwood Teddy Bares (Canada)	50.00	Adirondack	3.00
Neptune	50.00	Dick Bower Swim Club	2.00
Santa Clara	50.00	Mecklenberg Aquatic Club	2.00

Meet Results — Men

DC Masters	819.50	Vail Swimming	48.00
Unattached	562.50	Tamalpais Aquatic	47.00
Lone Star	527.00	Alderwood Teddy Bares (Canada)	45.00
Lincoln	487.00	Virginia	40.00
New England	428.00	Ladera Oaks	39.00
Empire State	408.50	Peru Swim Team (Peru)	39.00
St Petersburg	304.00	Maryland	38.00
Mid Atlantic	229.00	Niagara	36.00
Gold Coast	206.00	Omaha	31.00
Jersey Masters	190.00	Arizona	31.00
Connecticut	185.00	HUMUHUMUNUKUNUKUAPUAA	30.00
Mecklenberg Aquatic Club	172.00	Arkansas	30.00
Stroh's Swim Team	153.50	Miami Stingray Masters	29.00
Rinconada	147.00	Southwest	25.00
Rocky Mountain	146.50	DC Dept of Recreation	25.00
Central Florida	137.00	Dick Bower Swim Club	25.00
Valley Forge	128.00	Santa Barbara	25.00
F.A.S.T (Fla)	106.50	San Diego Swim	23.00
Casuarina (Barbados)	100.00	Biscayne Bay Blazers	23.00
Michigan	86.00	Univ of Toronto (Canada)	22.00
San Mateo Marlins	84.00	Vermont	21.50
Boca Raton	81.00	North Florida	21.00
Indian River Comm Coll	80.00	Goose Lake Trout	21.00
St Louis Area	78.00	JAX Navy	19.00
Suncoast	78.00	Sans Egal (London, England)	18.00
North Miami	75.00	Adirondack	17.00
Walnut Creek	70.00	Missouri Valley	17.00
Charleston	70.00	Inland Empire	16.00
Georgia Killer Whales	70.00	Southern California Aquatic	16.00
Oak Ridge	69.00	Puerto Rico (P.R.)	15.00
O*H*I*O	69.00	First Colony	15.00
Oregon	65.00	Shades Valley YMCA	14.00
Lakeside	58.00	LAAC Masters	13.00
Minnesota	57.00	Wild Rose (Canada)	13.00
Clearwater Largo Y	56.00	Martin County	11.00
Aqua Masters Azteca (Mexico)	55.00	Burke	10.00
Wisconsin	54.00	Knoxville Westside YMCA	8.00
Oklahoma	52.00	Pacific Northwest	7.00
The Olympic Club	52.00	Greater Indiana	7.00
Prairie	50.00	Daytona Beach Swim	6.00
Palm Beach County	48.00	Burlington (Canada)	6.00

Mountain Olympic Club	6.00
Marina	5.50
Neptune	4.00
YMCA of Pittsburg	4.00
City of Mobile	4.00
S.W.I.M. Fla	3.00
Sawtooth	3.00

MCC Marauders	3.00
Western Pennsylvania	2.00
Hurricane Swim Club	2.00
Terrapin	1.00
Spencer Swim Team (England)	1.00
Chicago	1.00

Meet Results — Combined Totals

DC Masters	1832.00
New England	1191.50
Lone Star	893.00
Unattached	891.50
Empire State	658.50
St Petersburg	636.00
Lincoln	624.00
Gold Coast	472.00
Mid Atlantic	416.00
Connecticut	381.00
Walnut Creek	320.00
Central Florida	293.00
Jersey Masters	287.00
Valley Forge	253.00
F.A.S.T (Fla)	252.50
Virginia	232.00
Rocky Mountain	229.00
Charleston	225.00
Stroh's Swim Team	212.50
Oregon	210.50
Boca Raton	208.00
Maryland	198.50
Michigan	182.00
San Mateo Marlins	182.00
Tamalpais Aquatic	179.00
Mecklenberg Aquatic Club	174.00
Southern California Aquatic	167.00
Suncoast	161.00
St Louis Area	158.50
Lakeside	155.00
Rinconada	147.00
Indian River Comm Coll	139.00
Clearwater Largo Y	130.00
Georgia Killer Whales	128.50
Southwest	125.00
Wisconsin	117.50
Oklahoma	114.00
Arizona	113.00
Casuarina (Barbados)	100.00
Alderwood Teddy Bares (Canada)	95.00
Niagara	94.00
Missouri Valley	76.00
Palm Beach County	75.00
North Miami	75.00
O*H*I*O	69.00
Oak Ridge	69.00
Longhorn Acquatics	68.00
Santa Barbara	67.00
Arkansas	65.00
San Diego Swim	61.00
HUMUHUMONUKUNUKUAPUAA	61.00
North Florida	60.00
Pacific Northwest	59.00
Minnesota	57.00
Aqua Masters Azteca (Mexico)	55.00
Neptune	54.00
Bristol Family YMCA	54.00
The Olympic Club	52.00
Santa Clara	50.00
Prairie	50.00

Vail Swimming	48.00
Chesapeake	45.00
Santa Cruz County	41.00
Ladera Oaks	39.00
LAAC Masters	39.00
Peru Swim Team (Peru)	39.00
Raleigh Area	38.00
Omaha	36.00
Tiger Aquatics	32.00
Scarborough Aquatic (Canada)	31.00
Emperor (Canada)	29.00
Miami Stingray Masters	29.00
Nashville Aquatic Club	28.00
Dick Bower Swim Club	27.00
DC Dept of Recreation	25.00
Tampa Bay	25.00
MCC Marauders	25.00
JAX Navy	24.00
The Jungle Club	23.00
Biscayne Bay Blazers	23.00
Wild Rose (Canada)	22.00
Univ of Toronto (Canada)	22.00
Sonoma State Univ	22.00
Southwest Ohio	22.00
Vermont	21.50
Goose Lake Trout	21.00
Adirondack	20.00
Caparra Country Club (P.R.)	19.00
Sans Egal (London, England)	18.00
Hawkeye	18.00
Inland Empire	16.00
S.W.I.M. Fla	15.00
Puerto Rico (P.R.)	15.00
First Colony	15.00
Red River (LA)	15.00
Almaden Swim & Racquet	14.00
Shades Valley YMCA	14.00
Cal Tech Pasadena	13.00
Gamble Nippert YMCA	13.00
City of Mobile	11.00
Greater Pensacola	11.00
Martin County	11.00
Mountain Olympic Club	10.00
Burke	10.00
Sun City Center	9.00
Kalispell Aquatic	9.00
Knoxville Westside YMCA	8.00
Greater Indiana	7.00
Western Pennsylvania	6.00
Crimson Tide	6.00
Burlington (Canada)	6.00
Daytona Beach Swim	6.00
Marina	5.50
YMCA of Pittsburg	4.00
Sawtooth	3.00
Etobicoke Olympium (Canada)	3.00
Hurricane Swim Club	2.00
Spencer Swim Team (England)	1.00
Chicago	1.00
Terrapin	1.00

Women's

200 Yd. Backstroke

Event 1

Thur., May 15

Place	Name	Age	Team	Time	Points	Place	Name	Age	Team	Time	Points
1	Anderson, Judy E	26	LONE	2:13.53	9.	3	Berry, Linda L	40	-ATB	2:50.72	6.
2	Burk, Monica M	25	LONE	2:17.91	7.	4	Pohlmann, Mary M	41	LINC	2:54.49	5.
3	Murray, Huddie	29	LONG	2:20.62	6.	5	Cooper, Catherine C	41	PAS2	2:54.53	4.
4	Luebbert, Jeanne M	26	GNV	2:25.06	5.	6	Cranmer, Richalie	40	RMM	2:55.62	3.
5	Greene, Whitley R	26	GAKW	2:28.69	4.	7	Svanson, Ann Vollmer	40	DCMS	2:55.64	2.
6	Baxter, Susan C	26	FORG	2:29.69	3.	8	Durrant, Betsy	44	VMST	2:57.30	1.
7	Engelhardt, Carol R	25	PBCM	2:30.37	2.	9	Kirkendall, Nancy J	43	DCMS	2:57.31	
8	Copeland, Cathy	27	OMAH	2:32.82	1.		Sachs, Sara J	40	SWOM	SCRATCH	
9	Kaleel, Laura L	25	SPM	2:33.01							
10	Massie, Debbie D	28	GOLD	2:34.20		1	Konig, Angela	48	TIGR	2:48.81	9.
11	Currier, Robin	25	SWM	2:34.52		2	Griffin, Lucille S	47	VMST	2:49.37	7.
12	Geerling, Shirley A	27	FORG	2:36.31		3	Rademaker, Sperry J	46	TAM	2:50.06	6.
13	Longhart, Karen A	25	KAQ	2:36.59		4	Blake, Susan L	47	NEM	2:54.87	5.
14	Sears, Lyn	28	CLYM	2:40.72		5	Odlum, Jacqueline A	46	-SA	3:00.81	4.
15	Siggs, Brenda	27	SWIM	2:42.81		6	Land, Margaret C	49	MIDA	3:04.33	3.
16	Narcowich, Theodora F	28	BOCA	2:46.71		7	Breaux, Laura L	45	RRM1	3:07.27	2.
17	Williams, Martha E	27	DCMS	2:49.87		8	Masteron, Bertha L	48	CFM	5:10.54	1.
18	Allen, Michele Denise	25	IRCC	2:56.38			Larsen, Millicent B	46	GCM	SCRATCH	
	Falls, Michele D	28	TJC	SCRATCH							
	Hutchins, Dani J	28	CONN	SCRATCH		1	Brown, Nancy L	50	MARY	2:51.39	9.
	Scher, Deirdre E	28	EMPM	SCRATCH		2	Ray, Ann J	52	SMMM	2:57.40	7.
						3	Kirby, Elizabeth A	53	NPM	3:01.86	6.
1	Neill, Kathy H	31	WCM	2:16.92	9.	4	Evans, Barbara C	51	PAS2	3:08.32	5.
2	Farnsworth, Karen L	30	EMPM	2:22.15	7.	5	Gravener, June I	54	CONN	3:14.85	4.
3	Worthen, Kimberly B	30	SCA	2:26.64	6.	6	Deasy, Blanche D	50	MIDA	3:20.18	3.
4	Pesavento, Janet E	34	CHA	2:27.06	5.	7	Holliday, Scottie	52	SMS	3:25.59	2.
5	Priestley, Jackie A	31	TJC	2:29.12	4.	8	Pitts, Betty B	54	EMPM	3:38.25	1.
6	Skiff, Susan K	31	DCMS	2:30.71	3.	9	Galvin, Joan M	54	CLYM	3:43.34	
7	Kimura, D Kiko	30	PNA	2:32.62	2.	10	Thomas, Mary G	50	SPM	4:05.31	
8	Shigaki-Iwamoto Carole	30	SCA	2:33.00	1.	11	Greer, Sandra S	51	LAKE	5:15.46	
9	Sebald, Susan	33	SWIM	2:33.82			Stoinoff, Lavelle	53	OREG	SCRATCH	
10	Steadman-Martin, Nancy J	31	JERS	2:36.36			Robbins, Suzanne E	52	OKMS	SCRATCH	
11	Walker, Deborah W	34	SMS	2:38.56		1	McIntyre, Joan C	57	NEM	3:17.47	9.
12	Dowlen, Mary M	30	CHA	2:42.22		2	Mullins, Mary Jane	55	LAKE	3:32.20	7.
13	Bierwert, Karen	33	NEM	2:47.95		3	Dallam, Ann Shenck	55	FORG	3:36.44	6.
14	Haffey, Patricia A	34	DCMS	2:48.56		4	Heigham, Katharine L	57	NEM	3:51.34	5.
15	Watson, Lisa L	32	GAKW	2:49.39							
16	Essex, Alison Asher	32	SCA	2:49.68		1	Steadman, Doris E	61	JERS	3:04.20	9.
17	Hemsley, Karen A	32	CFM	2:53.64		2	Phillips, Nancy C	64	CONN	3:27.65	7.
18	Whitney, Marti A	34	BEST	2:54.76		3	Watson, Mary Lee	64	NAC	3:29.87	6.
19	Letendre, Diane M	34	SLAM	2:56.38		4	Wessner, Eleanor B	60	*UA	3:41.49	5.
20	Grossman, Gail L	31	MIAM	2:58.40		5	Reynolds, June B	64	TBM	4:25.05	4.
21	Reiersen, Mary G	34	LONE	3:04.78		6	Downs, Rosa Joy	64	RAMA	4:33.36	3.
22	Boughan, Constance M	34	GAKW	3:12.15		7	Newman, Marjorie R	62	IRCC	4:56.04	2.
23	Carey, Chris P	32	CFM	3:19.70		8	Melick, Florence B	64	MIDA	6:08.76	1.
	Sullivan, Shannon C	31	*UA	SCRATCH			Sagasti, Elsa H	64	DCMS	SCRATCH	
	Potter, Laurie A	34	LINC	SCRATCH			Webster, Evelyn H	64	CMSA	SCRATCH	
	Storey, Krista A	30	IRCC	SCRATCH							
1	McCloskey, Cecilia D	36	FORG	2:23.45	9.	1	Brown, Mardie L	69	NEM	3:36.59	9.
2	Dick, Brooke	36	SCCM	2:32.78	7.	2	Jennings, Miriam C	66	SPM	3:54.12	7.
3	Walsh, Stephanie A	36	NEM	2:33.78	6.	3	Samson, Margaret	69	CFM	3:55.83	6.
4	Belford, Judy D	36	OREG	2:34.68	5.	4	Eibl, Anneliese	66	MCCM	4:32.61	5.
5	Schmidt, Jonelle G	35	SWM	2:37.26	4.	5	Fusselman, Gladys L	66	MIDA	4:37.73	4.
6	Hill, Beverly A	35	TBM	2:54.90	3.	6	Cooper, Virginia A	68	SPM	5:05.08	3.
7	Parker, Mary K	38	DCMS	2:57.04	2.		Golseth, Barbara	66	ARIZ	SCRATCH	
8	Blake, Joey B	35	LAKE	2:59.41	1.						
9	Cathey, Sandra G	37	MAC	3:05.85		1	Kahrs, Geneva G	72	CHA	4:14.13	9.
10	Barker, Mary E	36	SPM	3:07.60		2	Lathram, Mary M	70	DCMS	4:28.22	7.
11	Falten, Victoria L	36	DLSC	3:29.39		3	Marsh, Susan	72	RMM	4:45.70	6.
	Corman, Julie A	37	PNA	SCRATCH		4	Hupp, Millie L	70	CFM	5:14.51	5.
	Nilson, Linda A	38	SMS	SCRATCH							
1	Chidester, Carol	41	CHES	2:28.83	9.	1	Scott, Sally J	78	GOLD	5:30.55	9.
2	Katz, Jane	43	EMPM	2:43.67	7.	1	Peckham, Ella	87	WCM	6:44.04	9.

Men's

200 Yd. Backstroke

Event 2

Thur., May 15

Place	Name	Age	Team	Time	Points	Place	Name	Age	Team	Time	Points
1	Dardaris, Peter J	27	FORG	2:00.09	9.	1	Wolf, Thomas C	31	DCMS	1:55.36	9.
2	Orton, Ted R	29	CLYM	2:07.83	7.	2	Evans, Clay T	32	SCA	2:00.87	7.
3	Tarnapoll, Pete L	29	EMPM	2:07.99	6.	3	Barton, Thomas R	30	LONE	2:01.19	6.
4	Koch, Jay R	28	*UA	2:09.43	5.	4	Crowder, Robert T	30	NEM	2:03.58	5.
5	Keeler, William H	29	SPM	2:10.51	4.	5	Boyd, Thomas C	30	BOCA	2:05.42	4.
6	Sharp, Tim S	27	BOCA	2:13.93	3.	6	Caldwell, John C	30	GLTM	2:08.14	3.
7	Schaffer, Stephen A	29	SWM	2:15.22	2.	7	Densmore, James E, Jr	30	DCMS	2:08.50	2.
8	Petry, J Mark	29	LAKE	2:16.64	1.	8	McMillen, Scott P	32	IRCC	2:09.95	1.
9	Baker, Jeffrey G	27	BOLT	2:17.42		9	Johnson, Eric W	30	CHIC	2:10.71	
10	Flocker, Forrest W	28	SLAM	2:22.57		10	Witek, William H	30	MICH	2:11.65	
11	Baldrige, Steven M	26	LONE	2:23.95		11	Siggs, Richard H	34	SWIM	2:13.29	
12	Domino, Laurence J	28	LONE	2:30.93		12	Creighton, R Scott	30	EMPM	2:14.58	
	Ballard, James F	28	*UA	SCRATCH		13	Drysdale, Gordon T	30	CFM	2:15.85	
	Shalla, Garry G	27	WMAC	SCRATCH		14	Fisher, Kevin	31	NEM	2:16.85	
	Good, Jeffrey A	27	SPM	SCRATCH		15	Darling, Michael B	32	SCMS	2:19.21	
	Eliason, George T	28	SPM	SCRATCH		16	Dorney, Richard W	34	GOLD	2:20.75	

Place	Name	Age	Team	Time	Points	Place	Name	Age	Team	Time	Points
17	Tobias, Robert R	31	BOCA	2:22.59		4	Jones, Sam	50	*UA	2:36.51	5.
18	Vogel, Mark G	32	SWM	2:23.38		5	George, John H	50	OKMS	2:38.88	4.
19	Parler, David A	30	CHA	2:24.65		6	Welch, Arthur C	53	SCA	2:53.92	3.
20	Reller, Chuck M	34	MCML	2:25.98		7	Coulter, Robert G	53	SMS	2:57.06	2.
21	Levine, Steve	30	EMPM	2:35.94		8	Donner, Gene J	54	NIAG	3:08.83	1.
22	Ebersole, Timothy E	31	JERS	2:42.84		9	Carter, Bill	51	LPYM	3:43.50	
	Lange, Perry L	30	VMST	SCRATCH			Drobner, Sherwin	52	BM	SCRATCH	
							Rice, Donald M	52	MARY	SCRATCH	
							Maronick, Gregory D	51	*UA	SCRATCH	
1	O'Keefe, Peter R	35	SCA	1:59.73	9.	1	Bennett, Richard L	55	RINC	2:28.34	9.
2	Bober, Richard S	35	MAC	2:05.23	7.	2	Franks, Roger G	59	MIDA	2:30.65	7.
3	Dorney, William A	38	BBB	2:06.94	6.	3	Winder, Charles R	55	NEM	2:49.85	6.
4	Lorge, Frank E	35	ARKM	2:07.25	5.	4	Sullivan, Forrest M	56	VMST	2:51.43	5.
5	Warner, Frank	37	OREG	2:14.03	4.	5	Daily, John R	58	OHIO	2:55.73	4.
6	O'Brien, Peter V	36	-WRM	2:17.80	3.	6	Bauman, John	55	WMAC	2:56.69	3.
7	Kolonkowski, Bob	38	EMPH	2:18.54	2.	7	Friedland, Arthur S	56	SPM	2:58.57	2.
8	O'Brien, Edward F	37	OMAH	2:20.69	1.	8	Hulme, Ernie	57	NEM	2:58.94	1.
9	Levinson, David A	36	RINC	2:21.88		9	Duffy, John H	55	CONN	3:03.71	
10	Brown, Paul S	38	DCMS	2:25.41		10	Beach, Robert	55	SPM	3:14.84	
11	Page, Bruce W	39	CLYM	2:25.65		11	Gardner, Wayne	58	GOLD	3:20.01	
12	Gibbs, Peter W	38	-CAS	2:25.66		12	Eckert, Alan C	55	BMSC	3:50.92	
13	Highley, Steven R	39	BMSC	2:26.47			Richards, Ed	57	FORG	SCRATCH	
14	McMillan, Marshall	36	CMAS	2:33.07		1	Hutinger, Paul	61	LINC	2:34.63	9.
15	Hogan, Stephen W	37	DCMS	2:37.13		2	Katz, Irving M	62	NEM	2:42.75	7.
16	Burke, George A	37	SMS	2:39.72		3	Gandsey, George E	62	LINC	2:56.34	6.
17	Miller, James W	35	VMST	2:40.72		4	Edwards, James K	63	NEM	3:05.19	5.
	Turner, Kenneth W	37	MCCM	SCRATCH		5	Melick, George P	61	MIDA	3:07.11	4.
	Trychta, Gene	36	*UA	SCRATCH		6	Cranch, John E	63	NIAG	3:10.06	3.
	Wagner, Eric J	35	-PR	SCRATCH		7	Bove, Albert N	62	DCMS	3:20.69	2.
1	Gray, Edward K	40	MICH	2:09.46	9.	8	Briesemeister, Richard E	60	EMPM	3:47.90	1.
2	Burns, Richard	42	TAM	2:09.49	7.	9	Valle, Luis P	63	SPM	4:17.86	
3	Welty, Bob	41	LONE	2:17.94	6.		Holmes, Rogers B	64	JAX	SCRATCH	
4	Alexander, Richard J	42	JERS	2:21.16	5.		Lynch, Walter A	64	EMPM	SCRATCH	
5	Cutler, Fred G	40	LONE	2:25.54	4.	1	Bricker, John P	65	*UA	2:52.65	9.
6	Gibbs, Christopher Mark	41	-CAS	2:28.68	3.	2	Molvié, Bill	67	SPM	3:05.83	7.
7	Abramson, Richard S	40	EMPM	2:29.02	2.	3	Fluke, Norris W	69	MARY	3:07.13	6.
8	Tulenko, Tom	43	FORG	2:29.48	1.	4	Forest, Herman S	65	NIAG	3:10.53	5.
9	Myerberg, Jim	44	DCMS	2:32.82		5	Guido, Richard J	68	EMPM	3:22.27	4.
10	Hickey, Ken R	40	AS	2:38.28		6	Struthers, William H	68	JERS	3:39.91	3.
11	Gosse, Steve C	41	-WRM	2:39.36			Hubbell, George L	66	ADIR	DISQUAL	
12	Meintjies, Bruce E	44	FLA	2:59.41		1	Shea, Edward J	71	LINC	2:56.35	9.
13	Tier, Martin D	40	SMS	3:00.28		2	Rowan, David J	72	MIDA	3:09.20	7.
	Danehy, Edward E	44	LONG	SCRATCH		3	Tillotson, Frank H	71	SPM	3:34.06	6.
						4	Keefe, John J, Jr	71	EMPM	3:34.16	5.
1	Smith, Arthur C, III	46	DCMS	2:20.22	9.	5	Thornburg, Carl W	73	CLYM	3:37.23	4.
2	Bassi, Richard A	45	SMMM	2:24.38	7.	6	Malbrough, David J	73	LINC	3:40.18	3.
3	Johnson, Alan T	48	NEM	2:27.76	6.	7	Anderson, Hamilton H	72	LONE	3:49.07	2.
4	Clark, Thomas D	45	NFM	2:33.95	5.	8	Kassell, Bert	73	DCMS	4:08.33	1.
5	Schmid, Jon C	45	PBCM	2:38.23	4.		Mackey, William H	70	SPM	SCRATCH	
6	Gifford, David L	45	LINC	2:38.65	3.	1	Starr, Lee L	77	ARIZ	3:48.94	9.
7	Rosen, Harris	46	CFM	2:40.97	2.	2	Doerffel, George A	76	MIDA	4:15.01	7.
8	Wendelken, Frederick W	47	RMM	2:42.05	1.	3	Share, William L	77	NMM	4:15.68	6.
9	Riggs, William M	45	MN	2:42.07		1	Jurczyk, Peter	80	IRCC	4:19.71	9.
10	Fasbender, Barry A	48	RINC	2:42.72		2	Loeffler, Sig	80	NMM	4:21.78	7.
11	Graybill, Douglas M	45	BOCA	2:47.84		3	Cureton, Thomas K	84	LINC	4:24.77	6.
12	Eberly, John E	48	STR	2:48.25		1	Lopez, Tony	86	EMPM	6:11.20	9.
13	Smith, Ronald E	49	CLYM	2:59.80							
	Hay, Richard I	49	DCMS	SCRATCH							
1	Brown, Don L	52	WCM	2:18.52	9.						
2	Beattie, Jack R	51	CFM	2:23.89	7.						
3	Clayson, D Barr	50	NEM	2:30.10	6.						

Women's

100 Yd. Breaststroke

Event 3

Thur., May 15

Place	Name	Age	Team	Time	Points	Place	Name	Age	Team	Time	Points
1	Wamsley, Sherry V	29	LONE	1:13.80	9.	13	Mickunas, Karen P	31	VMST	1:22.07	
2	Costa, Susan G	28	HAWK	1:14.57	7.	14	Ross, Lisa H	31	SPM	1:22.40	
3	O'Brien, Shannon W	26	CHA	1:14.62	6.	15	Sherman, Nancy J	30	MCCM	1:22.60	
4	Wyatt, Susan L	26	BOCA	1:16.13	5.	16	Covard, Kathie K	30	GOLD	1:23.03	
5	Dix-Trafford, Patricia A	27	FORG	1:16.78	4.	17	Sherman, Janet L	30	NIAG	1:24.65	
6	Hargarten, Anita L	29	WMAC	1:17.21	2.50	18	Storey, Trudy J	31	LONE	1:24.94	
7	Hanisch, Jeanne M	25	SLAM	1:17.21	2.50	19	Boughan, Constance M	34	GAKW	1:25.21	
8	Underwood, Cheryl A	26	NIAG	1:18.21	1.	20	Carter, Constance M	33	MICH	1:25.89	
9	Salmons, Anne	26	STR	1:19.00		21	Logan, Kris E	31	SPM	1:26.44	
10	Brown, Wanda H	29	SWIM	1:19.30		22	Belford, Marsha	30	EMPM	1:31.22	
11	Whitehead, Maria B	27	*UA	1:23.75		23	Agnew, Carol L	31	BOCA	1:34.03	
12	Kingsbury, Amy B	27	LONE	1:25.32		24	Potter, Laurie A	34	LINC	1:34.65	
13	Settelen, Sherry L	28	PBCM	1:32.41		25	Heise, Theresa E	34	IRCC	1:38.11	
14	Sutton, Debbie	29	-EOM	1:32.72			Hoover, Jill G	32	DCMS	SCRATCH	
	Stewart, Victoria A	26	BOCA	DISQUAL			Holmes, Constance M	33	PBCM	SCRATCH	
							Packard, Nancy I	32	FAS2	SCRATCH	
1	Tubergen, Lisa B	30	VMST	1:11.07	9.	1	Cattrall, Yvonne M	37	-EMP	1:15.90	9.
2	McIntyre, Susie G	30	SCA	1:12.23	7.	2	Slinak, Christie H	38	CONN	1:16.22	7.
3	DiCerbo, Diane M	30	BOCA	1:12.25	6.	3	Gettling, Janet	37	SWM	1:18.02	6.
4	Eiwen, Ginny	33	*UA	1:13.31	5.	4	Polisky, Nancy R	36	VMST	1:20.81	5.
5	Melick, Judith E	31	NEM	1:13.93	4.	5	Small, Cassandra E	38	CFM	1:22.56	4.
6	Chapman, Linda I	30	FORG	1:14.25	3.	6	Hill, Beverly A	35	TBM	1:24.30	3.
7	Pesavento, Janet E	34	CHA	1:14.30	2.	7	Thomas, Carol A	35	FAS2	1:24.75	2.
8	Hattson, Patricia A	32	GAKW	1:15.92	1.	8	Levickas, Susan M	38	MARY	1:26.54	1.
9	Walker, Deborah W	34	SMS	1:16.46		9	Cathy, Sandra G	37	MAC	1:26.94	
10	McNamara, Katie A	31	CHA	1:16.78		10	Cartee, Lynn	39	SMS	1:28.35	
11	Cayce, Diane P	30	VMST	1:18.97		11	Ashworth, Trudy S	39	LONE	1:29.86	
12	Dowlen, Mary M	30	CHA	1:19.77							

Place	Name	Age	Team	Time	Points	Place	Name	Age	Team	Time	Points
12	Potter, Penny M	38	CFM	1:32.09		1	Bogatro, Lisa M	56	ARIZ	1:35.02	9.
13	Eisen, Susan H	36	FAS2	1:33.03		2	Roach, Thelma	58	-ATB	1:41.70	7.
14	Herron, Judie S	36	ORM	1:33.23		3	Clark, Lotte E	56	CLYM	1:44.28	6.
15	Giuffre, Maureen	35	NIAG	1:43.01		4	Heigham, Katharine L	57	NEM	1:50.42	5.
	Champagne, Gayle L	36	MICH	SCRATCH		5	Rindner, Eva G	57	NEM	1:51.77	4.
							Farnsworth, Patricia A	55	EMFM	SCRATCH	
1	Pierson, Ginger L	40	OREG	1:13.12	9.	1	Christian, Betty	64	MOVY	1:37.92	9.
2	Ramanauskas, Margaret E	40	MARY	1:20.62	7.	2	Howell, Jae	63	WCM	1:45.35	7.
3	Lumplin, Marilyn E	42	MARY	1:22.78	6.	3	Dunn, Betty C	61	NIAG	1:48.35	6.
4	Bliss, Marilyn J	40	ALMA	1:23.36	5.	4	Peters, Doris H	63	SLAM	1:48.82	5.
5	Watson, Jessie B	40	GPAC	1:23.79	4.	5	Welles, Ellen M	62	RAMA	1:51.35	4.
6	Decker, Judy	43	VMST	1:24.25	3.	6	Harrison, Kay M	62	HUMU	1:56.46	3.
7	Durrant, Betsy	44	VMST	1:27.32	2.	7	Haupt, Jeanne	62	MIDA	1:59.43	2.
8	Adler, Bunny	42	ADIR	1:30.98	1.	8	Miller, Emily G	61	JAX	2:05.03	1.
9	Bradley, Marianne E	43	CLYM	1:34.76		9	Graham, Rhea H	62	SCC	2:07.69	
10	Rhudy, Carol T	43	MICH	1:39.37		10	Dunworth, Lena N	63	SPM	2:14.99	
11	Smith, Marilyn Z	40	ALMA	2:10.01		11	Bowen, Ellen	61	CLYM	2:21.60	
	Welsh, Kathleen	44	BOCA	SCRATCH		12	Castroverde, Lourdes B	60	DLSC	2:28.52	
	Westnedge, Susan B	40	DLSC	SCRATCH		13	McCormack, Betty	61	NM	2:39.89	
	Valdes, Pamela A	42	BSCM	SCRATCH			Sagasti, Elsa H	64	DCMS	SCRATCH	
							Shaw, Ruth	60	SPM	SCRATCH	
1	Leilich, Joann J	47	DCMS	1:19.74	9.	1	Zint, Gertrud J	68	NM	1:39.95	9.
2	Le Maire, Anne M	49	GOLD	1:25.72	7.	2	Lee, Mimi B	66	DCMS	1:42.83	7.
3	Jeter, Joan	46	SCA	1:25.73	6.	3	Spears, Betty	68	NEM	1:49.39	6.
4	Dreher, Barbara E	45	MICH	1:26.63	5.	4	Woodside, Dorothea L	68	SWOM	1:50.89	5.
5	Jones, Alice U	47	EMPM	1:30.28	4.	5	Eibl, Anneliese	66	MCCM	1:51.90	4.
6	Stine, Ingrid M	47	LINC	1:31.23	3.	6	Joy, Sally	69	SSUM	1:53.22	3.
7	Geoffrion, Helen B	47	SCA	1:31.53	2.	7	Hoffrichter, Norma G	67	ARKM	2:00.59	2.
8	Zaremski, Barbara M	48	RMM	1:31.92	1.	8	Poole, Libby D	65	CHA	2:03.00	1.
9	Land, Margaret C	49	MIDA	1:32.21		9	Baker, Jean C	65	NEM	2:03.90	
10	Van Every, Margaret	45	CFM	1:33.60		10	Andersen, Laverne J	67	ARKM	2:06.40	
11	Rossi, Clarice M	48	LINC	1:41.21		11	Parnell, Martha A	66	CFM	2:12.44	
12	McCranels, Joann H	46	PBCM	1:45.33		12	Bell, Frances	68	CTM	2:27.08	
						13	Kellogg, Mary-Margaret	69	MIDA	2:33.64	
1	McGuire, Anne B	51	GOLD	1:27.54	9.	1	Hubbard, Margaret R	71	*UA	2:03.53	9.
2	Tucker, Beverley J	51	SPM	1:39.40	7.	2	Riordan, P Dorothy	74	LAKE	2:54.29	7.
3	Nellen, Maxine H	53	EMPM	1:42.98	6.		Wentworth, Mary E	70	NEM	SCRATCH	
4	Thomas, Mary G	50	SPM	1:49.87	5.						
5	Lyman, Esther R	53	NEM	2:22.79	4.						
	Robbins, Suzanne E	52	OKMS	SCRATCH							

Men's

100 Yd. Breaststroke

Event 4 Thur., May 15

Place	Name	Age	Team	Time	Points	Place	Name	Age	Team	Time	Points
1	DeHerder, Russell S	26	STR	1:00.81	9.	21	Wittmann, Michael	32	-SA	1:07.88	
2	Slowey, Michael J	28	*UA	1:01.37	7.	22	Dougherty, Michael P	34	VMST	1:08.22	
3	Kanzler, Matthew H	29	DCMS	1:01.49	5.50	23	Parler, David A	30	CHA	1:08.24	
4	Shore, Joseph E	27	*UA	1:01.49	5.50	24	Kane, Robert F	31	NEM	1:08.62	
5	Zubero, David L	27	FAS2	1:02.57	4.	25	Hice, Randy C	31	MICH	1:08.67	
6	Casciato, Michael G	26	FORG	1:02.77	3.	26	Murphy, Brian J	34	SCA	1:08.75	
7	Lawson, Thomas H	26	FORG	1:03.28	2.	27	Saltzman, Eric S	30	GOLD	1:10.84	
8	Shaffer, Steven P	28	DCMS	1:03.59	1.	28	Orcutt, John D, Jr	34	TJC	1:12.67	
9	Banks, Bart	27	STR	1:03.73		29	Clevenger, Greg	32	MOVY	1:18.69	
10	Gawboy, Barton J	29	SCA	1:03.93		30	Mickunas, Victor H	30	VMST	1:21.21	
11	Manz, James Walton	25	WNAC	1:03.99		31	Partington, Patrick W	30	PBCM	1:29.72	
12	Laiti, Peter J	27	BMSC	1:04.64		32	Pazzano, Nicholas G	34	NEM	1:35.30	
13	Hanlett, Robert L	27	EMPM	1:04.69			Hampton, Gary C	33	NIAG	SCRATCH	
13	Blommel, Gregory G	26	WNAC	1:04.69							
15	Johnson, Thomas A	25	SPM	1:04.76		1	Ziskin, Ken	38	SCA	1:02.44	9.
16	Tatum, Bruce D	28	FCST	1:05.64		2	Kolar, Clay	37	LINC	1:03.04	7.
17	Joyner, Mike M	28	FAS2	1:06.40		3	Jewell, Gary L	36	SLAM	1:04.32	6.
18	Shake, Joe	27	STR	1:07.48		4	Forshey, Fred M	37	MARY	1:05.49	5.
19	Zarder, Jeff K	26	WNAC	1:08.62		5	Donnelly, James M	37	SMS	1:07.97	4.
20	Schlak, Douglas H	29	FLA	1:09.31		5	Vigar, Stephen L	35	*UA	1:08.00	3.
21	Cullum, Harvey S	28	MCML	1:10.27		7	Frisch, David J	37	FORG	1:08.98	2.
22	Nelson, Gregory L	26	CLYM	1:10.39		8	Schminke, Dave W	36	*UA	1:09.34	1.
23	Rudisill, James J	28	FORG	1:11.11		9	White, Dennis	35	OKMS	1:09.76	
24	Webb, R Mark	29	SWIM	1:11.39		10	Wilder, Brian V	35	CLYM	1:10.36	
25	Shotola, Steven J	25	IRCC	1:13.99		11	McMillan, Marshall	36	CMSA	1:10.43	
26	Vianco, Paul T	28	NIAG	1:17.42		12	Lidyard, Gene B	35	LONE	1:10.71	
	Ramirez, Robin	27	FAS2	SCRATCH		13	Sorenson, Jeffrey A	35	TERR	1:10.94	
	Carter, Robert W	29	PCST	SCRATCH		14	Panneton, Roger F	37	BMSC	1:11.71	
	Reece, Jeffrey	25	COLL	SCRATCH		15	Patton, Chuck L	35	PBCM	1:12.10	
	Rhodes, Richard B	29	BOCA	SCRATCH		16	Rolby, George A, Jr	38	SLAM	1:12.15	
						17	Brown, Paul S	38	DCMS	1:12.73	
1	Von Hoffmann, Gerard	30	DCMS	1:00.50	9.	18	Lowe, Jet T	39	DCRD	1:13.44	
2	Miltenberger, Chester D	34	CFM	1:00.51	7.	19	Ganev, Anton P	36	DCMS	1:13.56	
3	Schuman, R Mark	30	FORG	1:00.56	6.	20	Jones, Donald M, Jr	37	SPM	1:14.29	
4	Sarratt, Richard S	30	CHA	1:01.20	5.	21	Brown, Buz	37	FORG	1:17.65	
5	Tuero, Douglass W	30	*UA	1:01.97	4.	22	Hanson, Del M	39	LONE	1:19.76	
6	Dailey, Steve	31	FCST	1:02.61	3.	23	Bowe, Douglas F	38	BOCA	1:25.91	
7	Holmes, Kenneth A	32	SWM	1:03.57	2.		Stine, James R	35	CLYM	SCRATCH	
8	McClenahan, Bob, Jr	32	CMSA	1:03.95	1.		Nugent, William C	36	NEM	SCRATCH	
9	Lavine, Ted H	30	LONE	1:04.18			Prins, Peter E	37	MIAM	SCRATCH	
10	Vander Bogart, Kurt M	31	LONE	1:04.48			Brown, Hugh A	36	CLYM	SCRATCH	
11	Letendre, Leo J	33	SLAM	1:04.53			Brubaker, Dick	37	TJC	SCRATCH	
12	Palmgren, Tom O	32	MAC	1:05.27			Miller, Edward W	36	STR	SCRATCH	
13	Madison, Nathaniel M	31	PBCM	1:05.47			Huerta, Salvador L	36	-AMA	SCRATCH	
14	Bergethon, Stephen M	30	CONN	1:06.07		1	Hernandez, Rafael	40	-AMA	1:05.33	9.
15	Pedoryshyn, Michael W	34	NIAG	1:06.80		2	Hull, Marty	43	LO	1:05.40	7.
16	Capers, Jim D	34	LONE	1:06.93		3	Cracknell, Bob	40	-SE	1:06.93	6.
17	Eiwen, Bill	33	*UA	1:07.46		4	Boak, Thomas D, Jr	42	LONE	1:07.06	5.
18	Kirkland, Robert W	30	BOCA	1:07.50		5	Guthrie, Scott	41	*UA	1:08.22	4.
19	Briggs, David A	33	STR	1:07.70							
20	Blatt, Michael J	30	SCA	1:07.82							

Place	Name	Age	Team	Time	Points	Place	Name	Age	Team	Time	Points
6	Appleton, Gray B	43	MAC	1:09.83	3.	11	Nelson, Jim	57	ORM	1:23.93	
7	Spear, Thomas G	43	MICH	1:11.81	2.	12	Schaefer, Joe W	56	GOLD	1:28.49	
8	Greger, Ronald E	41	DCMS	1:12.87	1.	13	Berggren, David J, Jr	56	IRCC	1:30.78	
9	Gallagher, Bob M	43	MCMI	1:13.78		14	Kanamine, Theodore S	56	DCMS	1:37.81	
10	Olson, Mickey C	43	OMAR	1:13.96			Hauck, Harry E	57	-PR	SCRATCH	
11	Gallo, Vincent A	42	GOLD	1:14.20			Prazer, Stan J	58	WPEN	SCRATCH	
12	Rawls, Ed	41	LONE	1:16.91		1	Kurtzman, Joseph L	60	CHA	1:18.06	9.
13	Shuminsky, Timothy W	40	*UA	1:18.41		2	Porbes, James R	60	EMPM	1:18.98	7.
14	Marineau, Ken H	41	ALMA	1:18.58		3	Roach, Ted	60	-ATB	1:20.27	6.
15	Tier, Martin D	40	SMS	1:18.69		4	Kivi, Henry H	62	*UA	1:22.22	5.
16	Davis, Ron D	44	FAS2	1:19.79		5	Najera, Contreras F	63	-ANA	1:24.24	4.
17	Szigeti, Andrew	42	NM	1:27.32		6	Melick, George F	61	MIDA	1:25.80	3.
	Kelly, E Kevin	43	HAWK	SCRATCH		7	Brainin, Abrasha	63	SPM	1:26.63	2.
	Putnam, Charles W	43	ARIZ	SCRATCH		8	Kelley, Art	60	SLAM	1:28.84	1.
	Rudd, James A	40	-PR	SCRATCH		9	Lee, Peter	63	SCA	1:29.19	
1	McCoy, Jack	45	CONN	1:07.28	9.	10	Schmidt, C Frederick	60	SCA	1:29.49	
2	Gallagher, Drury J	47	EMPM	1:07.58	7.	11	Papp, Balint	64	SMS	1:30.31	
3	Mulliken, William D	46	LINC	1:08.38	6.	12	McIntosh, Alex	62	JERS	1:32.18	
4	Daboll, David C	49	IEM	1:08.44	5.	13	Walker, W Jason	62	SCA	1:33.74	
5	Reichelt, Hans H	49	DCRD	1:10.43	4.	14	Bove, Albert N	62	DCMS	1:44.45	
6	Hopkins, Cyrus C	48	NEM	1:10.51	3.		Barret, Saul	60	*UA	SCRATCH	
7	Lau, Wang	49	KWSY	1:12.50	2.		Cowling, Bob	63	LONE	SCRATCH	
8	Gee, Milton C	49	MAC	1:14.94	1.		Lynch, Walter A	64	EMPM	SCRATCH	
9	Crumbine, Peter J	47	CONN	1:16.98			Bradbeer, George B	63	*UA	SCRATCH	
10	Messineo, Doug	45	SWIM	1:17.18		1	Krup, Paul	68	OHIO	1:23.26	9.
11	Grossmann, Robert L	47	VMST	1:17.89		2	Walker, Raymond A	66	NEM	1:26.65	7.
12	De La Fuente, Alejandro A	47	-PER	1:30.68		3	Cleaveland, Brud	68	CFM	1:27.37	6.
	Garton, David Q	45	VAIL	SCRATCH		4	Chamberlain, Roger W	69	CONN	1:30.29	5.
	Culbertson, Samuel A	45	TJC	SCRATCH		5	Schaeffer, Cal	68	MIDA	1:30.80	4.
	Sauers, Harry L	47	CLYM	SCRATCH		6	Uhrich, Bill	65	SPM	1:32.82	3.
1	Sanquily, Manuel	53	CONN	1:06.80	9.	7	Weatherhead, Albert H.P.	67	-CAS	1:34.00	2.
2	Parks, William R	50	RMM	1:10.94	7.	8	Eibl, Bill	69	MCCM	1:35.44	1.
3	Robinson, Ted	52	CFM	1:11.70	6.	9	Crago, Paul C	65	OHIO	1:39.31	
4	Miyares, Nestor A	51	-PR	1:12.00	5.	10	Morse, Robert K	66	LINC	1:41.69	
5	Kaufmann, Joey	51	-CAS	1:14.64	4.	11	Bandrowski, Stanley	68	LONE	1:44.78	
6	Clayson, D Barr	50	NEM	1:14.84	3.	12	Donovan, Richard J	68	NEM	1:45.27	
7	Burns, Raymond S	50	SPM	1:15.21	2.	13	Saperstein, Sidney A	69	DCMS	2:18.97	
8	Mac Donald, Dick C	50	NEM	1:16.07	1.	1	McCullough, E Don	70	PMST	1:23.74	9.
9	Berenyi, Nicholas M	53	CHA	1:18.70		2	Blackledge, Edgar S, Jr	70	RINC	1:28.40	7.
10	Malay, Karl A	51	DADS	1:19.55		3	Offner, Mike	71	BOLT	1:32.85	6.
11	Holmes, Douglas A	50	HSC	1:21.38		4	Johnston, John D	70	SPM	1:36.61	5.
12	Winters, Arthur A	52	CFM	1:22.44		5	Fite, Bill C	73	DCMS	1:38.73	4.
	Silverstein, Leonard	52	EMPM	SCRATCH		6	Davenport, Richard, B	71	*UA	1:44.03	3.
	Lohr, Victor John	53	-SST	SCRATCH		7	Wojcik, Stanley P	70	LINC	2:14.52	2.
	Cambron, Charles Robert	54	IRCC	SCRATCH		1	Dotterweich, Dan J	77	JERS	1:39.33	9.
1	Kortheuer, John D	55	MAC	1:08.47	9.	2	Gilsdorf, Albert G	75	LAKE	1:40.42	7.
2	Hunsicker, Harry B	56	LONE	1:12.95	7.	3	Share, William L	77	NMM	1:44.13	6.
3	Kuenty, Robert M	55	WMAC	1:14.60	6.	4	Hale, Ernest	75	SCA	2:00.69	5.
4	Haartz, F.H. Ted	58	NEM	1:14.72	5.		Barr, Harold H	76	EMPM	SCRATCH	
5	MacDonald, Robert C	57	SMS	1:16.57	4.	1	Langner, Gus H	82	CONN	2:03.62	9.
6	Masters, John R	55	LINC	1:17.27	3.	2	Loeffler, Sig	80	NMM	2:15.59	7.
7	Bauman, John	55	WMAC	1:18.68	2.		Olanoff, Abe	80	NEM	SCRATCH	
8	Flynn, Kenneth C	56	DCMS	1:18.80	1.						
9	Gruender, Dan	56	ARIZ	1:19.49							
10	Austin, William F	59	BOCA	1:20.93							

Women's

50 Yd. Freestyle

Event 5 Thur., May 15

Place	Name	Age	Team	Time	Points	Place	Name	Age	Team	Time	Points
1	Seaman, Rosemarie J	28	CFM	0:24.76	9.	10	Storey, Trudy J	31	LONE	0:27.93	
2	Hanisch, Jeanne M	25	SLAM	0:25.05	7.	11	Melick, Judith E	31	NEM	0:28.09	
3	Kattermann, Judith A	27	SCA	0:25.08	6.	12	Liegey, E Patricia	33	NIAG	0:28.15	
4	Wettach, Gayle	29	NEM	0:25.12	5.	13	Baffey, Patricia A	34	DCMS	0:28.47	
5	Burk, Monica M	25	LONE	0:25.71	4.	14	Smith, Gwen B	34	SPM	0:28.56	
6	Betts, Nancy R	29	SWIM	0:25.87	3.	15	Baxter, Sandra L	31	STR	0:28.69	
7	Palker, Mary Ellen B	27	STR	0:26.09	2.	16	Hanson, Melissa C	33	LONE	0:28.76	
8	Welch, Denise A	26	LONE	0:26.10	1.	17	Montgomery, Diane M	32	LONE	0:29.20	
9	Nixon, Heather L	26	FAS2	0:26.29		18	Lebeau, Lucy B	30	LONE	0:29.29	
10	Hamp, Paula J	26	OMAR	0:26.40		19	Preis, Deborah A	32	LONE	0:29.44	
11	Test, Bettina P	28	NEM	0:26.51		20	Reiling, Jill A	30	SWOM	0:29.63	
12	Engelhardt, Carol R	25	PBCM	0:26.81		21	Reierson, Mary G	34	LONE	0:30.00	
13	O'Brien, Shannon W	26	CHA	0:27.78		22	Sullivan, Shannon C	31	*UA	0:30.21	
14	Phillips, Nancy H	25	FAS2	0:28.27		23	Allen, Anita A	32	BOCA	0:30.47	
15	De Herder, Elizabeth A	27	STR	0:28.60		24	Hathaway, Pamela P	30	LAAC	0:34.65	
16	Miller, Norma E	27	FAS2	0:30.90		25	Stropes, Joann L	34	LONE	0:37.74	
17	Buchanan, Linda M	27	IRCC	0:31.32		26	Perkins, Cynthia L	32	LAAC	0:40.99	
18	Baer Glance, Robin G	28	BOCA	0:31.62			Adams, Marty I	30	WMAC	SCRATCH	
19	Sutton, Debbie	29	-EOM	0:32.69			Lynch, Kathy I	30	NEM	SCRATCH	
20	Wisotzke, Nancy J	28	NEM	0:33.84			Martz, Katherine S	31	DLSC	SCRATCH	
21	Dorney, Sandra J	29	GOLD	0:41.69			Holmes, Constance M	33	PBCM	SCRATCH	
	Walker, Anita M	29	OKMS	SCRATCH		1	Hare, Fran E	35	EMPM	0:26.67	9.
	Falls, Michele D	28	TJC	SCRATCH		2	Johnson, Lucy	38	SCA	0:26.94	7.
	Scher, Deirdre E	28	EMPM	SCRATCH		3	Tendy, Sue M	37	NEM	0:27.35	5.50
1	Hirsty, Jacki	33	DCMS	0:24.43	9.	3	Iannacone, Charlotte H	38	GAKW	0:27.35	5.50
2	Harris, Elaine	31	FAS2	0:25.39	7.	5	Page, Anne M	38	NEM	0:27.42	4.
3	Morrison-Casey, Lynn A	32	LONE	0:25.66	6.	6	Dick, Brooke	36	SCCM	0:27.70	3.
4	Stecker, Leslie R	30	NEM	0:25.96	5.	7	Rousseau, Sandi	38	OREG	0:28.80	2.
5	Worthen, Kimberly B	30	SCA	0:26.54	4.	8	Farrar, Kate J	35	GAKW	0:29.03	1.
6	Schilling, Cindy	32	SCA	0:26.64	3.	9	Rague, Suzanne L	35	EMPM	0:29.57	
7	Hain, Cindy L	32	SMS	0:27.06	2.	10	Parker, Mary K	38	DCMS	0:29.73	
8	Shaffer, Karen B	31	DCMS	0:27.15	1.	11	Herron, Judie S	36	ORM	0:32.38	
9	Morrison, Robin L	34	EMPM	0:27.72							

Place	Name	Age	Team	Time	Points	Place	Name	Age	Team	Time	Points
12	Thomas, Carol A	35	FAS2	0:32.55		6	Berquist, Ann C	52	NEM	0:34.80	3.
13	Davidson, Judy	37	-EOM	0:32.90		7	Ferguson, Carol C	54	LAKE	0:34.94	2.
14	Galiunas, Barbara K	37	LONE	0:33.06		8	Deasy, Blanche D	50	MIDA	0:36.82	1.
15	Meck, Constance L	35	DCMS	0:33.09		9	Glancy, Barbara J	54	DCMS	0:37.47	
16	Young, Sandy	38	SCA	0:33.78		10	Graesser, Maureen K	53	NIAG	0:37.96	
17	Barker, Mary E	36	SPM	0:34.06		11	Holliday, Scottie	52	SMS	0:38.05	
18	Small, Cassandra E	38	CFM	0:34.62		12	Nellen, Maxine H	53	EMPM	0:40.16	
19	Barnes, Carey A	39	SMS	0:36.67		13	Greer, Sandra S	51	LAKE	0:46.54	
20	Howard, Fannie H	36	IRCC	0:37.08		1	Reed, Diane	55	NEM	0:30.68	9.
21	McHugh, Judith H	37	LONE	0:37.33		2	Timmins, Margaret I	56	GOLD	0:31.45	7.
22	Eisen, Susan H	36	FAS2	0:40.53		3	Martin, Marjorie	57	NEM	0:33.47	6.
23	Giuffre, Maureen	35	NIAG	0:41.00		4	Griffin, Betty	55	DCMS	0:38.99	5.
24	Dorney, Donna J	39	GOLD	0:42.36		5	Hoskinson, Ruth A	56	CLYM	0:40.42	4.
25	Nilson, Linda A	38	SMS	0:45.48		6	D'Agostino, Irene R	59	NIAG	0:43.61	3.
	McDermott, Susan B	35	CONN	SCRATCH		7	Porter, Ann W	58	CMSA	0:46.46	2.
	Brooks, Anita L	38	CLYM	SCRATCH		8	Kendall, Phyllis H	59	*UA	0:57.60	1.
							Farnsworth, Patricia A	55	EMPM	SCRATCH	
1	Todd, Diana F	42	SCA	0:25.58	9.	1	Donnelly, Dorothy L	64	CONN	0:31.55	9.
2	Ridout, Nancy J	44	TAM	0:26.98	7.	2	Staige, Phyllis B	62	LONE	0:32.81	7.
3	Herrington, Sue R	40	DCMS	0:27.86	6.	3	Christian, Betty	64	MOVY	0:36.63	6.
4	Reed, Judy	42	RHM	0:28.62	5.	4	Phillips, Nancy C	64	CONN	0:37.04	5.
5	Bliss, Marilyn J	40	ALMA	0:28.85	4.	5	Yasek, Alice C	60	EMPM	0:38.44	4.
6	Brand, Jan M	40	DCMS	0:29.11	3.	6	Haupt, Jeanne	62	MIDA	0:38.49	3.
7	Woodman, Lisa A	43	GOLD	0:29.49	2.	7	Welles, Ellen M	62	RAMA	0:38.76	2.
8	Kirkendall, Nancy J	43	DCMS	0:29.72	1.	8	Miller, Emily G	61	JAX	0:42.37	1.
9	David, Irene M	42	LINC	0:30.04		9	Morrish, Julia A	62	PNA	0:42.91	
10	Weed, Susan T	41	VERM	0:30.17		10	Castroverde, Lourdes B	60	DLSC	0:54.79	
11	Cranmer, Richalie	40	RHM	0:30.20		11	McCormack, Betty	61	NEM	1:00.11	
12	Lopez, Georgina F	41	-AMA	0:30.36		12	Helick, Florence B	64	MIDA	1:04.70	
13	Decker, Judy	43	VMST	0:30.69			Reynolds, June B	64	TBM	DISQUAL	
14	Walther, Lynne L	43	VERM	0:32.03			Webster, Evelyn H	64	CMSA	SCRATCH	
15	Buccino, Victoria M	40	BOLT	0:32.04		1	Kelley, Louise	68	LINC	0:35.67	9.
16	Shotts, Kathie A	40	RHM	0:32.23		2	Burrill, Billie Ann	65	NEM	0:36.53	7.
17	Sanford, Margaret A	43	SMS	0:32.57		3	Hummer, Helen F	67	DCMS	0:36.68	6.
18	Sherman, Mary-Pat	43	TAM	0:32.68		4	Kendall, Betty C	65	WMAC	0:40.70	5.
19	Pluyers, Cassandra	40	CLYM	0:38.49		5	Hoffrichter, Norma G	67	ARKM	0:42.73	4.
20	Trevison, Eleanor	43	JERS	0:39.67		6	Parnell, Martha A	66	CFM	0:47.26	3.
21	Smith, Marilyn Z	40	ALMA	0:42.65		7	Reeves, Mary Jane	69	WCM	0:47.33	2.
	Bradley, Marianne E	43	CLYM	DISQUAL		8	Murphy, Lorraine E	67	DCMS	0:47.45	1.
	Shockro, Ellen K	43	CPM	SCRATCH		9	Davenport, Julia E	67	*UA	0:50.25	
	Welsh, Kathleen	44	BOCA	SCRATCH		10	Walter, Winifred F	65	CLYM	0:52.15	
	Valdes, Pamela A	42	BSCM	SCRATCH		11	Cooper, Virginia A	68	SPM	0:54.27	
1	Weir, Lynne B	45	MICH	0:27.89	9.	12	Raymond, Roby	66	CONN	0:56.80	
2	Roepke, Elizabeth L	45	SMMM	0:28.11	7.	1	Clark, Nancy G	71	DCMS	0:37.47	9.
3	Rademaker, Sperry J	46	TAM	0:29.19	6.	2	Kelleher, Marie K	73	VMST	0:43.43	7.
4	Jeter, Joan	46	SCA	0:29.36	5.	3	Chenau, Jean K	72	-CCC	0:46.88	6.
5	Jenkins, Charlotte	47	TAM	0:29.63	4.	4	Wildner, Anne	72	IRCC	0:48.18	5.
6	Konig, Angela	48	TIGR	0:29.70	3.	5	Marsh, Susan	72	RHM	0:51.32	4.
7	Zaremski, Barbara M	48	RHM	0:30.18	2.	6	Cahill, Helen P	70	MARY	0:57.99	3.
8	Breaux, Laura L	45	RRM1	0:31.38	1.	7	Hupp, Millie L	70	CFM	1:03.62	2.
9	Klein, Lin	46	MIDA	0:31.58		1	Dolce, Julia	76	JERS	0:44.64	9.
10	Gates, Dorothy P	49	DCMS	0:31.99		2	Switzer, Ruth D	78	SMS	0:53.18	7.
11	McCranels, Joann H	46	PBCM	0:34.04		3	Simonton, Anita D	75	BOCA	0:53.54	6.
12	Van Every, Margaret	45	CFM	0:34.57			Schultz, Evelyn D	75	SPM	SCRATCH	
13	Beattie, Ernestine J	49	CFM	0:35.16		1	McKechnie, Marian B	81	SPM	0:58.40	9.
14	Cattarin, Sandy B	46	LONE	0:35.84		2	Bauscher, Anna	83	MIDA	1:21.17	7.
	Knispel, Yona T	46	EMPM	SCRATCH		1	Peckham, Ella	87	WCM	1:10.65	9.
1	Bruner, Jayne	52	DCMS	0:27.40	9.						
2	Correa, Junita	50	PNA	0:29.06	7.						
3	Brey, Betty M	54	DCMS	0:30.90	6.						
4	Perry, Vel	52	OKMS	0:32.38	5.						
5	Campbell, Shirley M	50	SPM	0:33.73	4.						

Men's

50 Yd. Freestyle

Event 6

Thur., May 15

Place	Name	Age	Team	Time	Points	Place	Name	Age	Team	Time	Points
1	Tudor, John B	28	STR	0:21.04	9.	28	Zarder, Jeff K	26	WMAC	0:24.88	
2	Ramirez, Robin	27	FAS2	0:21.13	7.	29	Hangartner, Jeff	28	WMAC	0:25.01	
3	Nevill, Gary S	27	LAAC	0:21.58	6.	30	George, Dale W	25	SPM	0:25.16	
4	Younger, William T	29	STR	0:21.95	5.	31	Griffiths, Dale A	28	BMSC	0:25.34	
5	West, Edward S	28	DCMS	0:22.03	4.	32	Egelseer, Kim R	29	CLYM	0:25.64	
6	Soltys, Ted J	25	LINC	0:22.10	3.	33	Austin, Gary M	27	NIAG	0:25.84	
7	Gall, Daniel R	25	*UA	0:22.14	2.	34	Salatino, Carl J	27	NIAG	0:28.36	
8	Rickard, Al K	29	DCRD	0:22.64	1.		Maler, Carl M	26	MIAM	DISQUAL	
9	Shake, Joe	27	STR	0:22.67			Fields, John A, Jr	29	STR	SCRATCH	
10	Schlak, Douglas H	29	FLA	0:22.70			Johnson, Eric	27	MID	SCRATCH	
10	Dardaris, Peter J	27	PORG	0:22.70			Ballard, James P	28	*UA	SCRATCH	
12	Burke, Tom J	27	SCA	0:22.74			Dodge, Tim M	25	FAS2	SCRATCH	
13	Laiti, Christopher J	25	BMSC	0:23.20			Mortensen, Viggo P	27	EMPM	SCRATCH	
14	Webb, R Mark	29	SWIM	0:23.44			Larue, Steve J	29	LONE	SCRATCH	
15	Laiti, Peter J	27	BMSC	0:23.45			Wilson, W Brett	28	-WRM	SCRATCH	
16	Morgan, Jonathan	29	-CAS	0:23.47			Carter, Robert W	29	FCST	SCRATCH	
17	Weimerskirch, Kris C	28	BMSC	0:23.57			Schalla, Garry G	27	WMAC	SCRATCH	
18	Pottenger, Warren T	29	LONE	0:23.62			Butler, Bart B	27	EMPM	SCRATCH	
19	Ma, Etienne	28	EMPM	0:23.75			Domino, Laurence J	28	LONE	SCRATCH	
20	Casciato, Michael G	26	PORG	0:23.91			Eliason, George T	28	SPM	SCRATCH	
21	Hole, James E	27	BOCA	0:23.94		1	Marvin, Stuart J	30	GOLD	0:21.53	9.
22	Uhlir, Donald A	28	NEM	0:23.97		2	Hess, Richard W	31	LONE	0:21.73	6.00
23	Johnson, Robert M	29	SPM	0:24.18		2	Crowder, Robert T	30	NEM	0:21.73	6.00
24	Lehner, Kenneth S	28	JERS	0:24.38		2	Hedrick, Trip	32	LONE	0:21.73	6.00
25	Walsh, Michael B	27	CHA	0:24.39		5	Montgomery, James P	31	LONE	0:21.75	4.
26	Koch, Jay R	28	*UA	0:24.44		6	Vander Bogart, Kurt M	31	LONE	0:21.89	3.
27	Hill, J M	29	*UA	0:24.51							

Place	Name	Age	Team	Time	Points	Place	Name	Age	Team	Time	Points
7	Hague, David	32	LONE	0:22.01	2.						
8	Groselle, Jack	31	NIAG	0:22.11	1.		Warner, Peter A	39	CLYM	SCRATCH	
9	Tuero, Douglass W	30	*UA	0:22.25			Brubaker, Karl J	35	TJC	SCRATCH	
10	Toler, David C	31	CHIC	0:22.31			Brubaker, Dick	37	TJC	SCRATCH	
11	Munger, Peter	34	FORG	0:22.37		1	Clark, Stephen E	42	TOC	0:22.75	9.
12	Sarratt, Richard S	30	CHA	0:22.40		2	Smith, Robert S	42	OREG	0:22.78	7.
13	Farmer, Dave A	34	-CAS	0:22.44		3	Edghill, Angus J	40	-CAS	0:22.94	6.
14	Barton, Thomas R	30	LONE	0:22.49		4	Dennis, D Craig	40	WCM	0:23.47	5.
15	Blatt, Michael J	30	SCA	0:22.51		5	Stearns, John E	41	NM	0:23.50	4.
16	Carter, Dennis	32	LONE	0:22.53		6	Gray, David J	40	SMMM	0:23.62	3.
17	Wood, J Ralph	30	*UA	0:22.56		7	Abbott, Bill	40	RNM	0:24.12	2.
18	Crooks, Glenn P	33	GAKW	0:22.60		8	Gibbs, Christopher Mark	41	-CAS	0:24.19	1.
19	Johnson, Eric W	30	CHIC	0:22.74		9	Galine, Donald L	40	SMMM	0:24.46	
20	Kirkland, Robert W	30	BOCA	0:22.76		10	Trimble, J Gary	43	DBSA	0:24.47	
21	Madison, Nathaniel M	31	PBCM	0:22.92		11	Hutton, Thomas S	41	PBCM	0:24.68	
22	Miltenberger, Chester D	34	CFM	0:22.92		12	Alexander, Richard J	42	JERS	0:24.87	
23	Fleck, Douglas H	32	MAC	0:22.94		13	Bergquist, Kenneth P	41	DCMS	0:24.89	
24	Nkaggs, Richard	32	-CAS	0:22.98		14	Appleton, Gray B	43	MAC	0:25.26	
25	Nyman, Larry C	32	MN	0:23.18		15	Keenan, Bill	42	SMS	0:25.32	
26	Weinkle, Andrew S	31	GOLD	0:23.37		15	Mannikko, Joseph L	41	MCML	0:25.32	
27	Solari, Chael	30	DLSC	0:23.70		17	Nielsen, Charles D	40	SMS	0:25.51	
28	Schwarting, Richard A	33	CHA	0:23.76		18	Fisette, George R	44	CHA	0:25.67	
29	Olson, Gil Arthur, Jr	31	CONN	0:23.98		19	Gallagher, Bob M	43	MCML	0:25.79	
30	Vogel, Mark G	32	SWM	0:24.08		20	Stauffer, Lee W	40	SMS	0:25.93	
31	Kavazanjian, Edward	34	EMPM	0:24.11		21	Coplan, Joseph L	40	CONN	0:26.02	
32	Edgell, Don	34	DCMS	0:24.22		22	Garrett, John R	41	IRCC	0:26.08	
32	Capers, Jim D	34	LONE	0:24.22		23	Tier, Martin D	40	SMS	0:26.35	
34	Dorney, Richard W	34	GOLD	0:24.25		23	Tucker, Robert D	40	SLAM	0:26.35	
35	Rice, Douglas E	30	EMPM	0:24.29		25	Shuminsky, Timothy W	40	*UA	0:26.61	
36	Dorsch, James A	30	NIAG	0:24.66		26	White, Bernard	42	MAC	0:26.63	
37	Maughan, Robert P	33	*UA	0:25.00		27	Winokur, Eliot	42	CFM	0:27.67	
38	Levine, Steve	30	EMPM	0:25.23		28	Meintjies, Bruce E	44	FLA	0:28.20	
39	Andersen, Allan J	31	PBCM	0:25.44		29	Trevison, Rick	43	JERS	0:28.32	
40	Sokolow, Steven P	30	EMPM	0:25.46		30	Sealey, Donald M	41	CLYM	0:28.76	
41	Trumbull, Stephen C	33	RAMA	0:26.05		31	Levickas, Tom R	43	MARY	0:30.44	
42	Conrad, Kester R	33	LONE	0:26.12		32	Smith, Brian J	41	ALMA	0:30.82	
43	Saltzman, Eric S	30	GOLD	0:27.28		33	Kriegner, Robert P	41	FLA	0:34.67	
44	McNeely, William C, Jr	33	IRCC	0:27.32			Crane, James M	44	DADS	SCRATCH	
45	Leverone, Michael E	30	LONE	0:27.73			Gibson, David A	40	ORM	SCRATCH	
46	Senneff, Bill	31	NIAG	0:28.73			Rhudy, Bo	44	MICH	SCRATCH	
47	Paterson, Steve	31	BOCA	0:29.32			Gould, Gary I	40	MICH	SCRATCH	
48	Partington, Patrick W	30	PBCM	0:30.65			Jeane, Michael L	40	LONE	SCRATCH	
49	Pazzano, Nicholas G	34	NEM	0:33.03			Donohoe, James D	42	OHIO	SCRATCH	
50	Farrar, Doug	31	LONE	0:35.10			Szigeti, Andrew	42	NM	SCRATCH	
	Martin, Doug	33	ARKM	SCRATCH			Rudd, James A	40	-PR	SCRATCH	
	Gilchrist, David D	33	NFM	SCRATCH			Bilskie, Robert J	40	NM	SCRATCH	
	Francis, Ben S	30	LBM	SCRATCH							
	Schakel, Mark E, II	31	PAS2	SCRATCH		1	Padovan, Ray	45	LINC	0:22.78	9.
	Hansley, Carl	34	PLAN	SCRATCH		2	Winn, Cal	45	GOLD	0:23.77	7.
	Gallagher, Thomas M	31	NIAG	SCRATCH		3	Farrell, Jeff	49	SBSC	0:24.15	6.
1	Koenig, Dave L	35	LAKE	0:22.27	9.	4	Bechtel, Charles G	48	DCMS	0:24.24	5.
2	Bober, Richard S	35	MAC	0:22.92	7.	5	Bassi, Richard A	45	SMMM	0:24.44	4.
3	Ziskin, Ken	38	SCA	0:22.99	6.	6	Fulop, John	45	EMPM	0:24.54	3.
4	Lane, Homer W	36	NEM	0:23.04	5.	7	Newman, William E	46	DCMS	0:24.67	2.
5	Barden, Mike	37	BOCA	0:23.06	4.	8	Bender, John T	47	CONN	0:24.79	1.
6	Jerger, Dean W	37	SPM	0:23.36	3.	9	Jones, Allen F	46	LONE	0:24.83	
7	Redwine, Robert B	39	RMM	0:23.41	1.50	10	Gentry, Charles J	49	GAKW	0:24.90	
7	Radimer, John W	36	VERM	0:23.41	1.50	11	Southall, Henry	46	VERM	0:25.28	
9	Boster, Steve	35	LONE	0:23.44		12	Calwell, Mike N	45	MOVY	0:25.80	
10	Ralph, Thomas J	36	NIAG	0:23.54		13	Crumbine, Peter J	47	CONN	0:26.00	
11	Jewell, Gary L	36	SLAM	0:23.83		14	Harrison, David P	48	MIDA	0:26.32	
12	Hintlian, Varney J	36	NEM	0:23.92		15	Fleming, David P	45	NEM	0:26.65	
13	Wilson, Peter W	37	LAAC	0:23.95		16	Bettis, Lee W	48	DCMS	0:26.68	
13	Mehl, Don	35	*UA	0:23.95		17	Schmid, Jon C	45	PBCM	0:26.85	
15	Gianniny, Bruce E	35	NIAG	0:24.01		18	Riggs, William M	45	MN	0:26.98	
16	Glenn, Bradford K	37	MM2	0:24.02		19	Rosen, Harris	46	CFM	0:27.05	
17	Pyle, Edwin	36	*UA	0:24.07		20	Eberly, John E	48	STR	0:27.26	
18	Carter, Gary T	36	LONE	0:24.23		21	Muroff, Robert	47	JERS	0:27.37	
19	Donnelly, James M	37	SMS	0:24.28		22	Welsh, Raymond	46	BOCA	0:27.44	
20	Gonzalez, Jorge A	37	YPIT	0:24.31		23	Messineo, Doug	45	SWIM	0:27.48	
21	Audley, David R	39	DCMS	0:24.32		24	Herrera, Mario	48	-AMA	0:27.61	
22	Woodsum, Glenn C	39	NFM	0:24.39		25	Ruggie, William H	49	CLYM	0:27.83	
23	Jones, Michael E	35	NEM	0:24.45		26	Gee, Milton C	49	MAC	0:28.28	
24	Maguire, John P	39	SPM	0:24.48		27	Alther, Richard P	46	VERM	0:28.29	
25	Slama, Robert F	35	BOCA	0:24.49		28	Cheadle, Richard O	48	DCMS	0:28.61	
26	Lidyard, Gene B	35	LONE	0:24.50		29	Mann, George W	48	CFM	0:29.32	
27	Gibbs, Peter W	38	-CAS	0:24.78		30	Kline, Michael H	46	CLYM	0:30.32	
28	Miller, Edward W	36	STR	0:24.94			Garton, David Q	45	VAIL	SCRATCH	
29	White, Dennis	35	OKMS	0:24.98			Borde, Gordon	47	-CAS	SCRATCH	
30	Phillips, Craig S	36	CLYM	0:25.09			McCranels, John R	46	PBCM	SCRATCH	
31	Jones, William N	39	MSM2	0:25.26			Sauers, Barry L	47	CLYM	SCRATCH	
32	Panneton, Roger F	37	BMSC	0:25.42		1	Taft, Peter R	50	SCA	0:24.41	9.
33	Jones, Donald M, Jr	37	SPM	0:25.46		2	Cavanaugh, Cav	50	GOLD	0:25.10	7.
34	Sesler, Richard G	37	LONE	0:25.53		3	Wells, Dick L	50	RMM	0:25.21	6.
35	Kramerov, Vladimir Y	39	MCN3	0:25.78		4	Kooistra, Sam G	50	LINC	0:25.37	5.
36	Lowe, Jet T	39	DCRD	0:25.81		5	Bailie, Bob	50	SVY	0:25.57	4.
37	Miller, James W	35	VMST	0:25.90		6	Read, Donald A	51	NEM	0:25.67	3.
38	Margolis, Herbert M	37	BOCA	0:26.00		7	Kaufmann, Joey	51	-CAS	0:25.70	2.
39	Baskett, Jay D	36	IRCC	0:26.07		8	Bohan, James C	50	TOC	0:25.88	3.
40	Merce, Gene	36	CHA	0:26.12		9	Britton, Bill W	50	OHIO	0:26.23	1.
41	Ganev, Anton P	36	DCMS	0:26.25		10	Shannon, Larry R	53	SVY	0:26.29	
42	Walz, Jack M	35	LONE	0:26.44		11	George, John H	50	OKMS	0:26.30	
43	Maler, Joseph A, Jr	37	FORG	0:26.61		12	Lyndon, Tom	54	NEM	0:27.08	
44	Wittman, Art	35	GOLD	0:26.63		13	Miyares, Nestor A	51	-PR	0:27.12	
45	Euston, Donald E	39	GOLD	0:27.57		14	Lawrence, Vere	53	-CAS	0:27.89	
46	Young, Harland H	37	SWOM	0:27.94		15	Larsen, Orvel W	53	SCA	0:27.93	
47	Katynski, Gary P	37	BOCA	0:28.48		16	Cohen, Lawrence	50	DCMS	0:28.02	
48	Brown, Buz	37	FORG	0:28.54		17	Conway, Larry D	52	LONE	0:29.21	
49	Hanson, Del M	39	LONE	0:29.06		18	Coulter, Robert G	53	SMS	0:29.89	
50	McMahon, Michael P	38	IRCC	0:32.65		19	Thomas, Charles W	51	DLSC	0:30.18	
51	Chertoff, Kenneth J	35	EMPM	0:37.35		20	Cole, John	50	-CAS	0:30.25	
	Slattery, Eugene	35	SMS	DISQUAL		21	Cooke, Richard E	50	SAW	0:30.41	
	Tietze, Paul E	35	CTM	SCRATCH		22	Donner, Gene J	54	NIAG	0:31.34	
	Frisch, David J	37	FORG	SCRATCH		23	Carter, Bill	51	LPYM	0:36.07	
							Wudtke, Donald E	51	TOC	SCRATCH	

Place	Name	Age	Team	Time	Points	Place	Name	Age	Team	Time	Points
	Drobner, Sherwin	52	BM	SCRATCH		12	Green, James A	67	MICH	0:30.95	
	Maronick, Gregory D	51	*UA	SCRATCH		13	Morningstar, Ham J	69	MICH	0:30.99	
1	Heritier, Bob	57	MICH	0:25.79	9.	14	Gingras, Donald C	66	EMPM	0:31.29	
2	Malone, Dan F	55	GOLD	0:26.13	7.	15	Harris, Charles E	65	JERS	0:31.63	
3	Cunney, Gene G	58	SMS	0:26.18	6.	16	Cleaveland, Brud	68	CFM	0:31.85	
4	Bennett, Richard L	55	RINC	0:26.30	5.	17	Donovan, Robert J	65	GISA	0:32.02	
5	Emes, Edward L, Jr	57	DCMS	0:26.33	4.	18	Shostchuk, Henry	68	MIDA	0:32.90	
6	Wolf, Rube, Jr	59	SCA	0:26.69	3.	19	Herrera, Joe M	68	DCMS	0:34.29	
7	Pitts, James T	55	EMPM	0:26.89	2.	20	Hoffrichter, Wally B	69	LONE	0:34.44	
8	Foster, Maurice	55	-CAS	0:27.02	1.	21	Donovan, Richard J	68	NEM	0:35.98	
9	Winder, Charles R	55	NEM	0:27.75		22	Bandrowski, Stanley	68	LONE	0:36.80	
10	Ferris, Harold L	55	SPM	0:28.26		23	Eibl, Bill	69	MCCM	0:38.97	
11	Flynn, Kenneth C	56	DCMS	0:28.32		24	Saperstein, Sidney A	69	DCMS	0:47.70	
12	Manganiello, Louis P	55	GOLD	0:28.39			Hirsch, Rudolph	68	BM	DISQUAL	
13	Wells, Dick G	56	MCML	0:28.58			Prew, William A	66	GOLD	SCRATCH	
14	Friedland, Arthur S	56	SPM	0:29.12			Rice, John C	65	EMPM	SCRATCH	
15	Nelson, Jim	57	ORM	0:29.59		1	Lemmon, Kelley B	74	DCMS	0:28.74	9.
16	Gardner, Wayne	58	GOLD	0:29.83		2	Ledgard, Walter	70	-PER	0:29.35	7.
16	Kaname, Theodore S	56	DCMS	0:29.83		3	Newman, Austin F	70	JERS	0:30.43	6.
18	Austin, William F	59	BOCA	0:29.94		4	Grant, William H	72	SLAM	0:30.44	5.
19	Lustig, George A	56	GOLD	0:30.59		5	Sautter, John J	71	CONN	0:30.60	4.
20	Perez, Manuel C	56	-PR	0:31.24		6	Kassell, Bert	73	DCMS	0:31.26	3.
21	Spinelle, Michael A	55	JERS	0:31.40		7	Jennings, Eugene	71	SPM	0:31.44	2.
22	Randall, Charles	57	SMS	0:34.87		8	Dunworth, Charles H	70	SPM	0:33.46	1.
23	Eckert, Alan C	55	BMSC	0:38.30		9	Davenport, Richard, B	71	*UA	0:34.84	
	Prazer, Stan J	58	WPEN	DISQUAL		10	Schofield, Earle F	72	MCML	0:35.03	
	Chamberlain, Frank M	55	GAKW	SCRATCH		11	Skjersaa, Norman H	70	CFM	0:35.12	
	Priestley, Bill A	58	TJC	SCRATCH		12	Walbolt, Fred B	73	SPM	0:36.26	
						13	Wulff, Otto H	73	IRCC	0:36.90	
1	McAuley, Herb	63	GAKW	0:26.48	9.	14	Miller, Francis J	73	DCMS	0:40.05	
2	Schwab, Dore, Jr	64	TAM	0:27.36	7.	15	Katzman, Nat	72	BM	0:44.14	
3	Guttilla, Bernard J	60	EMPM	0:27.75	6.	16	Raymond, Harry C	73	CONN	1:04.58	
4	Cousens, John K	63	SMS	0:28.72	5.		Mackey, William H	70	SPM	SCRATCH	
5	Kenney, Jerry	60	JERS	0:28.96	4.		Sachs, Allan E	73	PNA	SCRATCH	
6	Preble, Robert C, Jr	63	LINC	0:29.12	3.		Hotvedt, Kermit O	71	SPM	SCRATCH	
7	Holmes, Rogers B	64	JAX	0:29.28	2.		Malbrough, David J	73	LINC	SCRATCH	
8	Simpson, Russell	62	-ATB	0:30.48	1.		Beal, Robert E	72	LINC	SCRATCH	
9	Briesemeister, Richard E	60	EMPM	0:31.06		1	Bellaire, Frank R	76	MIDA	0:32.65	9.
10	Valassis, Raymond N	60	MICH	0:31.52		2	Dotterweich, Dan J	77	JERS	0:33.04	7.
11	Patton, Robert S	64	SPM	0:31.54		3	McAfee, David H	76	DCMS	0:34.39	6.
12	Bennet, Robert C	63	SMS	0:32.35		4	Irvine, Joe S	75	RINC	0:34.40	5.
13	Howe, John C	63	NIAG	0:38.22		5	Robertson, Tex J	77	LONE	0:35.08	4.
	Campbell, William J, Jr	63	GOLD	SCRATCH		6	Starr, Lee L	77	ARIZ	0:37.27	3.
						7	Briscoe, Earnest H	79	SPM	0:38.35	2.
1	Hakomaki, Raymond I	65	MN	0:26.49	9.	8	Nelson, Robert	78	GOLD	0:38.74	1.
2	Rawstrom, Harry W	69	MIDA	0:28.62	7.	9	Newton, John S	77	LINC	0:40.92	
3	Milson, Patrick S	67	-UTM	0:28.74	6.	10	Doerffel, George A	76	MIDA	0:42.45	
4	Pearson, Whitney L	65	*UA	0:28.95	5.		Williams, John H	75	*UA	SCRATCH	
5	Wiley, Scroggie	65	DCMS	0:28.97	4.						
6	Clemens, Gus	68	LONE	0:29.18	3.	1	Vogt, Maxwell	81	JERS	0:34.63	9.
7	Ross, Lee	69	EMPM	0:29.19	2.	2	Cureton, Thomas K	84	LINC	0:41.12	7.
8	Welch, Jim	68	HUMU	0:29.36	1.		McGuire, John A	82	SPM	SCRATCH	
9	Weatherhead, Albert H.P.	67	-CAS	0:29.38							
10	Molvie, Bill	67	SPM	0:29.56		1	Lopez, Tony	86	EMPM	1:21.94	9.
11	Yamamoto, Beans Hiroshi	69	RMM	0:29.92							

Women's

200 Yd. Butterfly

Event 7 Thur., May 15

Place	Name	Age	Team	Time	Points	Place	Name	Age	Team	Time	Points
1	Neville, Cathy V	28	SDSM	2:11.84	9.	2	Walsh, Stephanie A	36	NEM	2:19.84	7.
2	Rosenthal, Meredith W	25	LAAC	2:12.26	7.	3	McCloskey, Cecilia D	36	FORG	2:34.75	6.
3	Murray, Buddie	29	LONG	2:13.16	6.	4	Hearn, Jenny M	37	LONE	2:42.02	5.
4	Durdy, Bonnie Lynn	27	SCA	2:17.13	5.	5	Rousseau, Sandi	38	OREG	2:46.84	4.
5	Beardsley, Ann H	28	LONG	2:19.02	4.	6	Polisky, Nancy R	36	VMST	2:53.20	3.
6	Geerling, Shirley A	27	FORG	2:21.56	3.	7	Ayers, Cindy	35	LONE	2:59.70	2.
7	Gage, Jane B	25	SWM	2:26.39	2.	8	Alpert, Jane F	38	EMPM	3:01.81	1.
8	Callahan, Anita M	28	DCMS	2:27.47	1.		Wilson, Deborah T	35	-WRM	SCRATCH	
9	Nichols, Patricia L	27	RAMA	2:31.07		1	Mueller, Ardeth R	44	SLAM	2:23.29	9.
10	Welch, Denise A	26	LONE	2:32.60		2	Woodman, Lisa A	43	GOLD	2:52.48	7.
11	Crouse, Jeanne M	29	VMST	2:42.30		3	Brownstein, Lynn	40	SPM	2:59.54	6.
12	Narcowich, Theodora F	28	BOCA	2:51.69		4	Ramanauskas, Margaret E	40	MARY	3:00.66	5.
13	Wilkicki, Audrey J	25	SLAM	3:21.05		5	Pohlmann, Mary M	41	LINC	3:00.83	4.
14	Easterling, Anne	28	CFM	3:28.57		6	Cooper, Catherine C	41	FAS2	3:06.87	3.
	Wyatt, Susan L	26	BOCA	SCRATCH		7	Malley, Patricia W	42	SWOM	3:11.31	2.
	Walker, Anita M	29	OKMS	SCRATCH		8	Winings, Elizabeth H	40	MIDA	3:29.86	1.
	Hutchins, Dani J	28	CONN	SCRATCH		9	Martin, Tina	44	CPM	3:35.51	
	Doane, Kathryn L	25	NIAG	SCRATCH		10	Rhudy, Carol T	43	MICH	4:14.80	
							Peterson, Susan B	43	GOLD	SCRATCH	
							Katz, Jane	43	EMPM	SCRATCH	
1	Berg, Sharon J	30	WCM	2:13.93	9.	1	Griffin, Lucille S	47	VMST	3:05.59	9.
2	Hochuli, Elaine S	31	DCMS	2:20.25	7.	2	Dreher, Barbara E	45	MICH	3:07.72	7.
3	Bamber, Linda S	32	FAS2	2:27.96	6.	3	Odlum, Jacqueline A	46	-SA	3:15.34	6.
4	Cayce, Diane P	30	VMST	2:30.98	5.	4	Geoffrion, Helen H	47	SCA	3:30.50	5.
5	Kimura, D Kiko	30	PNA	2:33.62	4.	5	Stine, Ingrid M	47	LINC	3:32.27	4.
6	Rust, Catherine M	32	PBCM	2:35.46	3.	6	Munise, Joanne R	47	NEM	4:26.30	3.
7	Forst-Duke, Linda S	30	BOCA	2:35.88	2.		Larsen, Millicent B	46	GCM	SCRATCH	
8	Steadman-Martin, Nancy J	31	JERS	2:37.01	1.	1	Brown, Nancy L	50	MARY	2:58.29	9.
9	Bierwert, Karen	33	NEM	2:41.76		2	McGuire, Anne B	51	GOLD	3:05.43	7.
10	Letendre, Diane M	34	SLAM	2:59.01		3	Brey, Betty M	54	DCMS	3:18.01	6.
11	Carey, Chris P	32	CFM	3:26.75		4	Gravener, June I	54	CONN	3:42.58	5.
	Spieth, Barbara A	34	GISA	SCRATCH		5	Tucker, Beverley J	51	SPM	4:19.14	4.
	Logan, Kris E	31	SPM	SCRATCH							
	Hoover, Jill G	32	DCMS	SCRATCH							
1	Chandler, Susanne E	35	BPYM	2:17.28	9.						

Place	Name	Age	Team	Time	Points	Place	Name	Age	Team	Time	Points
6	Thomas, Mary G	50	SPM	4:37.06	3.	3	Jennings, Miriam C	66	SPM	4:28.98	6.
	Glancy, Barbara J	54	DCMS	DISQUAL		4	Schimpf, Kay M	68	SPM	4:30.41	5.
1	Roper, Gail	56	SCA	2:51.18	9.	5	Bell, Frances	68	CTM	5:37.30	4.
2	Krauser, June F	59	GOLD	3:09.30	7.		Golseth, Barbara	66	ARIZ	SCRATCH	
3	Gruender, Edie	57	ARIZ	3:24.38	6.	1	Durston, Jean D	71	WCM	4:25.76	9.
4	Dallam, Ann Shenck	55	FORG	3:36.92	5.	2	Kennedy, Win	73	SPM	5:29.70	7.
5	Hoskinson, Ruth A	56	CLYM	4:22.73	4.	3	Wildner, Anne	72	IRCC	6:02.55	6.
							Wentworth, Mary E	70	NEM	SCRATCH	
1	Erickson, Shirley E	62	SBSC	3:38.18	9.	1	Mattila, Elsa P	75	DCMS	5:06.05	9.
2	Newman, Marjorie R	62	IRCC	6:14.89	7.	2	Scott, Sally J	78	GOLD	9:11.61	7.
1	Lee, Mimi B	66	DCMS	4:01.43	9.	3	Bressie, Hazel B	77	OREG	9:13.25	6.
2	Hummer, Helen F	67	DCMS	4:13.73	7.						

Men's

200 Yd. Butterfly

Event 8

Thur., May 15

Place	Name	Age	Team	Time	Points	Place	Name	Age	Team	Time	Points
1	Makarczyk, Michael	26	DCMS	1:51.83	9.	5	Coplan, Joseph L	40	CONN	2:16.30	4.
2	Antonetz, Andrew S	28	PBCM	1:57.27	7.	6	Bergquist, Kenneth P	41	DCMS	2:20.05	3.
3	O'Brien, Kerry L	29	WCM	1:57.30	6.	7	Spear, Thomas G	43	MICH	2:20.28	2.
4	Dodge, Tim M	25	FAS2	1:58.16	5.	8	Laur, Michael A	44	CONN	2:21.45	1.
5	Copeland, Rob	29	OMAE	2:03.79	4.	9	Rawls, Ed	41	LONE	2:51.02	
6	Nelson, Gregory L	26	CLYM	2:08.29	3.		Green, James M	41	ORM	SCRATCH	
7	Gawboy, Barton J	29	SCA	2:09.68	2.		Hull, Marty	43	LO	SCRATCH	
8	Corey, Lee R	27	EMPM	2:09.71	1.	1	Sintz, Peter V	45	DCMS	2:18.49	9.
9	Goerke, Dan	27	GAKW	2:10.78		2	Page, Bill	45	RINC	2:20.22	7.
10	Austin, Gary M	27	NIAG	2:31.62		3	Mulliken, William D	46	LINC	2:22.41	6.
	Shotola, Steven J	25	IRCC	SCRATCH		4	Goldstein, Mel E	47	GISA	2:27.53	5.
	Strauss, Trip	28	ARKM	SCRATCH		5	Gifford, David L	45	LINC	2:36.49	4.
1	Kaname, Ted S	30	DCMS	1:55.60	9.	6	Fasbender, Barry A	48	RINC	2:36.56	3.
2	Densmore, James E, Jr	30	DCMS	1:59.58	7.	7	Lau, Wang	49	KWSY	2:42.40	2.
3	Nelson, Michael A	32	SDSM	2:01.75	6.	8	Cheadle, Richard O	48	DCMS	2:53.56	1.
4	Riley, Pat	30	ARKM	2:02.27	5.	9	Thornton, George C	46	RMM	3:01.75	
5	Wagner, Don P	32	SWM	2:03.10	4.	1	Canterbury, Kirk	50	MAC	2:29.81	9.
6	Culhane, John G	30	EMPM	2:03.76	3.	2	Davies, James L	51	ORM	2:40.26	7.
7	Palmgren, Tom O	32	MAC	2:03.90	2.	3	Welch, Arthur C	53	SCA	2:45.01	6.
8	Levasseur, Daniel C	30	MAC	2:04.60	1.	4	De Jesus, Foster W	50	EMPM	2:48.64	5.
9	Burley, Nick E	31	MARY	2:04.84		5	Burns, Raymond S	50	SPM	2:51.61	4.
10	Wood, Lawrence W	32	LONE	2:04.85		6	Kern, Herb	54	GOLD	2:53.73	3.
11	Fisette, Jay N	30	DCMS	2:04.91		7	Berenyi, Nicholas M	53	CHA	2:59.94	2.
12	Gest, Tom R	34	COL1	2:07.40			O'Brien, Dennis A	50	RMM	SCRATCH	
13	Di Tolla, Robert J	31	SWM	2:09.57			Silverstein, Leonard	52	EMPM	SCRATCH	
14	Fisher, Kevin	31	NEM	2:15.19			Lohr, Victor John	53	-SST	SCRATCH	
15	Suttle, Michael	33	SCA	2:17.67			Sanquily, Manuel	53	CONN	SCRATCH	
16	Mester, Thomas R	34	SWIM	2:19.61			Wudtke, Donald E	51	TOC	SCRATCH	
17	Robson, John R	34	GOLD	2:25.18			Rice, Donald M	52	MARY	SCRATCH	
18	Ebersole, Timothy E	31	JERS	2:38.91			Cohen, Lawrence	50	DCMS	SCRATCH	
19	Black, William H	30	MIAM	2:40.93			Holmes, Douglas A	50	HSC	SCRATCH	
20	Senneff, Bill	31	NIAG	2:59.59		1	Hunsicker, Harry B	56	LONE	2:34.45	9.
21	Harrell, Mark S	33	CLYM	3:01.29		2	Wilson, Win B	59	NEM	2:38.18	7.
	Stack, Christopher E	32	*UA	SCRATCH		3	Masters, John R	55	LINC	2:39.69	6.
	Ross, Robert J	31	SCA	SCRATCH		4	Kueny, Robert M	55	WMAC	2:40.37	5.
	Buckley, Timothy P	30	MM2	SCRATCH		5	Bauman, John	55	WMAC	2:50.49	4.
	Hedberg, Stephen	33	SWM	SCRATCH		6	Allen, Alfonso	56	DCRD	3:01.45	3.
1	Schlicher, Fred J	37	NEM	1:58.17	9.	7	Torsney, Michael J	56	-BUR	3:01.86	2.
2	Polansky, Kevin L	36	RMM	2:02.56	7.	8	Holmes, Loring E	57	GOLD	3:28.56	1.
3	Levinson, David A	36	RINC	2:06.25	6.		Tebbens, Art	56	EMPM	SCRATCH	
4	Boster, Steve	35	LONE	2:06.37	5.		MacDonald, Robert C	57	SMS	SCRATCH	
5	LaMontagne, James H	37	BOCA	2:06.62	4.	1	Katz, Irving M	62	NEM	2:43.18	9.
6	Kolonkowski, Bob	38	EMPM	2:08.58	3.	2	Kurtzman, Joseph L	60	CHA	2:44.51	7.
7	Forshey, Fred M	37	MARY	2:08.79	2.	3	Roach, Ted	60	-ATB	3:04.77	6.
8	Dorney, William A	38	BBB	2:09.77	1.	4	Kelley, Art	60	SLAM	3:05.71	5.
9	Ross, William A	37	EMPM	2:11.49		5	Dippy, Theodore A	60	CPM	3:26.84	4.
10	Hart, Richard D	39	NEM	2:14.73		6	Valle, Luis P	63	SPM	4:59.00	3.
11	Prins, Peter E	37	MIAM	2:20.44			Barret, Saul	60	*UA	SCRATCH	
12	Menard, Roger E	36	NEM	2:21.97		1	Krup, Paul	68	OBIO	3:11.06	9.
13	Jorn, William F	36	LONG	2:22.37		2	Bricker, John F	65	*UA	3:16.25	7.
14	Mullon, Chris	38	GOLD	2:26.79		3	Crago, Paul C	65	OBIO	3:35.18	6.
15	Elton, John A	35	NIAG	2:28.32		4	Morse, Robert K	66	LINC	3:44.69	5.
16	Sealer, Richard G	37	LONE	2:33.39		5	Schaeffer, Cal	68	MIDA	3:53.81	4.
17	Hutton, Jerry R	39	PBCM	2:46.19			Guido, Richard J	68	EMPM	SCRATCH	
18	Gibbs, Patrick T	39	BOCA	2:52.42		1	Jennings, Eugene	71	SPM	3:39.55	9.
19	Warthen, Vaughn J	35	SPM	2:52.59		2	Fite, Bill C	73	DCMS	3:47.27	7.
20	Margolis, Herbert M	37	BOCA	3:00.75		3	Donovan, Jerry T	72	LINC	4:11.00	6.
	Tatsch, Richard W	35	*UA	SCRATCH		4	Thornburg, Carl W	73	CLYM	4:15.69	5.
	Sheehe, Phillip J	37	GOLD	SCRATCH		5	Spear, Gil	71	IRCC	4:17.08	4.
	O'Brien, Peter V	36	-WRM	SCRATCH		6	Tillotson, Frank B	71	SPM	4:37.33	3.
	Turner, Kenneth W	37	MCCM	SCRATCH		1	Coon, Jesse B	75	LONE	3:52.98	9.
	Rumberger, Wilson J	35	SWIM	SCRATCH		2	Stinson, Bill	77	SPM	4:07.44	7.
1	Burns, Joel J	40	GOLD	2:03.06	9.	3	Hale, Ernest	75	SCA	6:21.57	6.
2	Melamed, Avraham	41	EMPM	2:03.31	7.						
3	Abbott, Bill	40	RMM	2:11.84	6.						
4	Lyons, David C	43	DCMS	2:13.44	5.						

**1986
UNITED STATES
MASTERS SWIMMING
NATIONAL LONG COURSE
CHAMPIONSHIPS**

**Hosted by
OREGON MASTERS SWIMMING**



**1986 NATIONALS
MASTERS L.C. SWIMMING
— OREGON —**

AUGUST 21-24, 1986.

**MT. HOOD COMMUNITY COLLEGE
AQUATIC CENTER
GRESHAM, OREGON**

**YOU MAY OBTAIN ADDITIONAL INFORMATION,
ENTRY FORMS, AND BROCHURES FROM:**

**BARBARA FRID
10214 SW PARKWAY
PORTLAND, OREGON 97225
Telephone: (503) 292-3379 (Days: Tues-Sat.)
(503) 644-9645 (Evenings)**

Women's

100 Yd. Individual Medley

Event 9

Thur., May 15

Place	Name	Age	Team	Time	Points	Place	Name	Age	Team	Time	Points
1	Seaman, Rosemarie J	28	CFM	1:01.08	9.	21	Small, Cassandra E	38	CFM	1:32.11	
2	Anderson, Judy E	26	LONE	1:01.75	7.		Page, Anne M	38	NEM	SCRATCH	
3	Wettach, Gayle	29	NEM	1:04.38	6.		Torley, Jane M	36	BMSC	SCRATCH	
4	Test, Bettina P	28	NEM	1:05.03	5.		McDermott, Susan B	35	CONN	SCRATCH	
5	Beardsley, Ann H	28	LONG	1:05.47	4.	1	Todd, Diana F	42	SCA	1:07.27	9.
6	Crowder, Barbara W	28	NEM	1:05.59	3.	2	Chidester, Carol	41	CHES	1:08.87	7.
7	Nixon, Heather L	26	FAS2	1:06.58	2.	3	Pierson, Ginger L	40	OREG	1:10.07	6.
8	Wamsley, Sherry V	29	LONE	1:07.32	1.	4	Herrington, Sue R	40	DCMS	1:11.78	5.
9	Greene, Whitley R	26	GAKW	1:08.01		5	Ridout, Nancy J	44	TAM	1:13.15	4.
10	Geerling, Shirley A	27	FORG	1:08.90		6	Brand, Jan M	40	DCMS	1:14.90	3.
11	Luebbert, Jeanne M	26	GNV	1:08.93		7	Lumplin, Marilyn E	42	MARY	1:16.42	2.
12	Hamp, Paula J	26	OMAH	1:09.05		8	Bliss, Marilyn J	40	ALMA	1:16.49	1.
13	Palker, Mary Ellen B	27	STR	1:09.11		9	Berry, Linda L	40	-ATB	1:18.86	
14	Engelhardt, Carol R	25	PBCM	1:09.15		10	Reed, Judy	42	RMM	1:20.98	
15	O'Brien, Shannon W	26	CHA	1:10.01		11	Watson, Jessie B	40	GPAC	1:21.76	
16	Massie, Debbie D	28	GOLD	1:10.16		12	Adler, Bunny	42	ADIR	1:24.36	
17	Sears, Lyn	28	CLYM	1:11.17			Weed, Susan T	41	VERM	DISQUAL	
18	Dix-Trafford, Patricia A	27	FORG	1:11.21			Peterson, Susan B	43	GOLD	SCRATCH	
19	Gosda, Pamela J	26	GAKW	1:11.55			Decker, Judy	43	VMST	SCRATCH	
20	Salmons, Anne	26	STR	1:12.54		1	Roepke, Elizabeth L	45	SMMW	1:13.32	9.
21	De Herder, Elizabeth A	27	STR	1:12.62		2	Leilich, Joann J	47	DCMS	1:15.83	7.
22	Meyer, Salley E	26	NFM	1:13.63		3	Jenkins, Charlotte	47	TAM	1:16.07	6.
23	Phillips, Nancy H	25	FAS2	1:13.73		4	Rademaker, Sperry J	46	TAM	1:17.18	5.
24	Costa, Susan G	28	HAWK	1:16.76		5	Le Maire, Anne M	49	GOLD	1:19.32	4.
25	Doane, Kathryn L	25	NIAG	1:20.17		6	Land, Margaret C	49	HIDA	1:22.24	3.
26	Sutton, Debbie	29	-EOM	1:20.65		7	Jones, Alice U	47	EMPM	1:26.80	2.
27	Miller, Norma E	27	FAS2	1:21.09		8	Beattie, Ernestine J	49	CFM	1:28.88	1.
28	Baer Glance, Robin G	28	BOCA	1:21.12		9	Gates, Dorothy F	49	DCMS	1:30.97	
29	Buchanan, Linda M	27	IRCC	1:26.31		10	Cattarin, Sandy B	46	LONE	1:36.66	
30	Settelen, Sherry L	28	PBCM	1:31.99		11	Rossi, Clarice M	48	LINC	1:38.88	
	Hanisch, Jeanne M	25	SLAM	DISQUAL			Larsen, Millicent B	46	GCM	SCRATCH	
	Eckert, Cynthia L	27	BMSC	SCRATCH		1	Bruner, Jayne	52	DCMS	1:10.73	9.
	Cushman, Ellen W	26	PBCM	SCRATCH		2	Brey, Betty M	54	DCMS	1:21.93	7.
	Smith, Shelley	27	LONE	SCRATCH		3	Evans, Barbara C	51	FAS2	1:27.34	6.
1	Hirsty, Jacki	33	DCMS	1:04.19	9.	4	Gravener, June I	54	CONN	1:28.22	5.
2	Tubergen, Lisa B	30	VMST	1:04.74	7.	5	Holliday, Scottie	52	SMS	1:36.87	4.
3	McIntyre, Susie G	30	SCA	1:05.10	6.	6	Berquist, Ann C	52	NEM	1:39.79	3.
4	DiCerbo, Diane M	30	BOCA	1:05.37	5.	7	Ferguson, Carol C	54	LAKE	1:40.39	2.
5	Neill, Kathy H	31	WCM	1:05.52	4.	8	Nellen, Maxine H	53	EMPM	1:44.55	1.
6	Morrison-Casey, Lynn A	32	LONE	1:07.54	3.		Deasy, Blanche D	50	HIDA	DISQUAL	
7	Curran, Sara T	31	MOVY	1:07.68	2.	1	Martin, Marjorie	57	NEM	1:26.66	9.
8	Eiwen, Ginny	33	*UA	1:08.08	1.	2	Bogatro, Lisa M	56	ARIZ	1:32.06	7.
9	Sebald, Susan	33	SWIM	1:08.15		3	Roach, Thelma	58	-ATB	1:36.57	6.
10	Shigaki-Iwamoto Carole	30	SCA	1:08.30		4	Clark, Lotte E	56	CLYM	1:37.78	5.
11	Harris, Elaine	31	FAS2	1:08.97		5	Mullins, Mary Jane	55	LAKE	1:39.26	4.
12	Walker, Deborah W	34	SMS	1:08.98		6	Porter, Ann W	58	CMSA	2:00.19	3.
13	McNamara, Katie A	31	CHA	1:09.67			Kendall, Phyllis H	59	*UA	SCRATCH	
14	Covard, Kathie K	30	GOLD	1:12.11		1	Carr, Florence E	60	SCM	1:25.57	9.
15	Hain, Cindy L	32	SMS	1:12.40		2	Donnelly, Dorothy L	64	CONN	1:28.60	7.
16	Smith, Gwen B	34	SPM	1:12.60		3	Howell, Jae	63	WCM	1:40.18	6.
17	Mickunas, Karen P	31	VMST	1:12.95		4	Peters, Doris H	63	SLAM	1:40.79	5.
18	Esses, Alison Asher	32	SCA	1:13.55		5	Dunn, Betty C	61	NIAG	1:41.50	4.
19	Baxter, Sandra L	31	STR	1:14.40		6	Harrison, Kay M	62	HUMU	1:45.01	3.
20	Liegey, E Patricia	33	NIAG	1:14.58		7	Reynolds, June B	64	TBM	1:48.24	2.
21	Hanson, Melissa C	33	LONE	1:15.26		8	Graham, Rhea H	62	SCC	2:00.11	1.
22	Carter, Constance M	33	MICH	1:16.72		9	Miller, Emily G	61	JAX	2:03.81	
23	Ross, Lisa H	31	SPM	1:16.87		10	Downs, Rosa Joy	64	RAMA	2:04.64	
24	Preis, Deborah A	32	LONE	1:16.93		11	Bowen, Ellen	61	CLYM	2:16.13	
25	Sullivan, Shannon C	31	*UA	1:17.83		12	Castroverde, Lourdes B	60	DLSC	2:20.51	
26	Hemsley, Karen A	32	CFM	1:18.36		1	Zint, Gertrud J	68	NM	1:37.37	9.
27	Holmes, Joan	30	SWM	1:24.21		2	Brown, Mardie L	69	NEM	1:42.28	7.
28	Hathaway, Pamela P	30	LAAC	1:24.63		3	Kelley, Louise	68	LINC	1:42.68	6.
29	Belford, Marsha	30	EMPM	1:25.01		4	Spears, Betty	68	NEM	1:43.14	5.
30	Agnew, Carol L	31	BOCA	1:29.52		5	Joy, Sally	69	SSUM	1:49.53	4.
	Hagen, Janice A	32	SCA	SCRATCH		6	Schimpf, Kay M	68	SPM	1:51.95	3.
	Garzaniti, Ginny M	34	NFM	SCRATCH		7	Baker, Jean C	65	NEM	1:54.90	2.
	Adams, Marty I	30	WMAC	SCRATCH		8	Samson, Margaret	69	CFM	1:55.37	1.
	Storey, Krista A	30	IRCC	SCRATCH		9	Poole, Libby D	65	CHA	1:56.23	
1	Chandler, Susanne E	35	BFYM	1:07.01	9.	10	Erwin, Rachel M	66	CFM	2:02.17	
2	Dick, Brooke	36	SCCM	1:08.32	7.	11	Fusselman, Gladys L	66	MIDA	2:04.54	
3	Johnson, Lucy	38	SCA	1:08.45	6.	12	Murphy, Lorraine E	67	DCMS	2:15.16	
4	Gettling, Janet	37	SWM	1:09.63	5.	1	Clark, Nancy G	71	DCMS	1:48.74	9.
5	Slimak, Christie H	38	CONN	1:11.44	4.	2	Hubbard, Margaret R	71	*UA	1:57.57	7.
6	Belford, Judy D	36	OREG	1:12.09	3.	3	Kennedy, Win	73	SPM	2:02.65	6.
7	Cattrail, Yvonne M	37	-EMP	1:12.57	2.	4	Kelleher, Marie K	73	VMST	2:12.62	5.
8	Hill, Beverly A	35	TBM	1:13.72	1.	5	Riordan, F Dorothy	74	LAKE	2:40.13	4.
9	Farrar, Kate J	35	GAKW	1:14.34		6	Cahill, Helen P	70	MARY	3:11.60	3.
10	Tendy, Sue M	37	NEM	1:14.58		1	Mattila, Elsa P	75	DCMS	2:05.13	9.
11	Cartee, Lynn	39	SMS	1:18.21		2	Bressie, Hazel B	77	OREG	3:26.11	7.
12	Thomas, Carol A	35	FAS2	1:19.58		1	Bauscher, Anna	83	MIDA	3:51.63	9.
13	Parker, Mary K	38	DCMS	1:20.41							
14	Davidson, Judy	37	-EOM	1:21.89							
15	Levickas, Susan M	38	MARY	1:22.22							
16	Eisen, Susan H	36	FAS2	1:26.55							
17	Meck, Constance L	35	DCMS	1:28.28							
18	Young, Sandy	38	SCA	1:29.73							
19	Falten, Victoria L	36	DLSC	1:29.85							
20	Galiunas, Barbara K	37	LONE	1:30.50							

100 Yd. Individual Medley

Event 10 Thur., May 15

Place	Name	Age	Team	Time	Points	Place	Name	Age	Team	Time	Points
1	Zubero, David L	27	FAS2	0:51.86	9.	43	Rothman, Sheldon N	34	EMPM	1:02.70	
2	Tudor, John B	28	STR	0:53.21	7.	44	Vogel, Mark G	32	SWM	1:02.74	
3	Makarczyk, Michael	26	DCMS	0:54.52	6.	45	Orcutt, John D, Jr	34	TJC	1:04.19	
4	Younger, William T	29	STR	0:54.65	5.	46	Maughan, Robert F	33	*UA	1:04.63	
5	Lawson, Thomas H	26	FORG	0:54.68	4.	47	Sonnier, F Louis	31	LONE	1:04.95	
6	Dardaris, Peter J	27	FORG	0:55.45	3.	48	Dunne, Patrick J	31	LONE	1:06.37	
7	DeHerder, Russell S	26	STR	0:55.96	2.	49	Trumbull, Stephen C	33	RAMA	1:07.49	
8	Kanzler, Matthew H	29	DCMS	0:56.58	1.	50	Saltzman, Eric S	30	GOLD	1:09.59	
9	Sharp, Tim S	27	BOCA	0:56.60		51	Gallagher, Thomas M	31	NIAG	1:13.48	
10	Gall, Daniel R	25	*UA	0:56.93		52	Clevenger, Greg	32	HOVY	1:13.50	
11	Orton, Ted R	29	CLYM	0:57.38		53	Mickunas, Victor H	30	VMST	1:14.97	
11	Johnson, Thomas A	25	SPM	0:57.38		54	Harrell, Mark S	33	CLYM	1:15.55	
13	Shaffer, Steven P	28	DCMS	0:57.41		55	Paterson, Steve	31	BOCA	1:16.81	
14	Laiti, Christopher J	25	BMSC	0:57.56		56	Farrar, Doug	31	LONE	1:37.67	
15	Banks, Bart	27	STR	0:57.62			Martin, Doug	33	ARKM	SCRATCH	
15	Atwater, Chris	28	GAKW	0:57.62			Kirkland, Robert W	30	BOCA	SCRATCH	
17	Slowey, Michael J	28	*UA	0:58.06			Gilchrist, David D	33	NFM	SCRATCH	
18	Soltys, Ted J	25	LINC	0:58.13			Farmer, Dave A	34	-CAS	SCRATCH	
19	Manz, James Walton	25	WMAC	0:58.35			Andersen, Allan J	31	PBCM	SCRATCH	
20	Eisenhour, Stephen E	25	NEM	0:58.39			Ross, Robert J	31	SCA	SCRATCH	
21	Blommel, Gregory G	26	WMAC	0:58.47			Dorsch, James A	30	NIAG	SCRATCH	
22	West, Edward S	28	DCMS	0:59.03			Hansley, Carl	34	PLAN	SCRATCH	
23	Hamlett, Robert L	27	EMPM	0:59.12			Connad, Kester R	33	LONE	SCRATCH	
24	Shake, Joe	27	STR	0:59.21							
25	Schaffer, Stephen A	29	SWM	0:59.25		1	Chase, Larry A	37	OREG	0:57.78	9.
26	Tatum, Bruce D	28	PCST	0:59.61		2	Barden, Mike	37	BOCA	0:59.10	7.
27	Joyner, Mike M	28	FAS2	1:00.16		3	Kolar, Clay	37	LINC	0:59.33	6.
28	Pottenger, Warren T	29	LONE	1:00.63		4	Pyle, Edwin	36	*UA	0:59.74	5.
29	Weimerskirch, Kris C	28	BMSC	1:00.68		5	Ralph, Thomas J	36	NIAG	0:59.99	4.
30	Burke, Tom J	27	SCA	1:00.86		6	Glenn, Bradford K	37	MM2	1:00.02	2.50
31	Johnson, Robert M	29	SPM	1:01.05		6	Frisch, David J	37	FORG	1:00.02	2.50
32	Walsh, Michael B	27	CHA	1:01.74		8	Radimer, John W	36	VERM	1:00.26	1.
33	Rudisill, James J	28	FORG	1:02.87		9	Jewell, Gary L	36	SLAM	1:00.34	
34	Volpe, Thomas C	28	PBCM	1:03.85		10	Lane, Homer W	36	NEM	1:00.43	
35	Lehner, Kenneth S	28	JERS	1:04.50		11	Mehl, Don	35	*UA	1:00.53	
36	Domino, Laurence J	28	LONE	1:04.53		12	Donnelly, James M	37	SMS	1:01.91	
37	Hole, James E	27	BOCA	1:05.90		13	Vigar, Stephen L	35	*UA	1:02.99	
38	Griffiths, Dale A	28	BMSC	1:06.11		14	Wilson, Peter W	37	LAAC	1:03.53	
39	Baldrige, Steven M	26	LONE	1:06.18		15	Kramerov, Vladimir Y	39	MCMS	1:03.54	
40	George, Dale W	25	SPM	1:06.60		16	Panneton, Roger F	37	BMSC	1:04.59	
41	Egelseer, Kim R	29	CLYM	1:06.84		17	Schminke, Dave W	36	*UA	1:04.65	
42	Austin, Gary M	27	NIAG	1:07.26		18	Patton, Chuck L	35	PBCM	1:04.81	
43	Vianco, Paul T	28	NIAG	1:07.88		19	Rolby, George A, Jr	38	SLAM	1:06.82	
44	Salatino, Carl J	27	NIAG	1:10.09		20	Rumberger, Wilson J	35	SWIM	1:06.88	
	Ballard, James F	28	*UA	SCRATCH		21	Slattery, Eugene	35	SMS	1:07.16	
	Smith, Dirk	25	-WRM	SCRATCH		22	Donnelly, Jim	35	MAC	1:07.26	
	Morgan, Jonathan	29	-CAS	SCRATCH		23	Wittman, Art	35	GOLD	1:08.28	
	Good, Jeffrey A	27	SPM	SCRATCH		24	Jones, Donald M, Jr	37	SPM	1:08.43	
	Mortensen, Viggo P	27	ENPM	SCRATCH		25	Maier, Joseph A, Jr	37	FORG	1:10.39	
	Larue, Steve J	29	LONE	SCRATCH		26	Walz, Jack M	35	LONE	1:10.41	
	Carter, Robert W	29	PCST	SCRATCH		27	Hogan, Stephen W	37	DCMS	1:10.46	
	Schalla, Garry G	27	WMAC	SCRATCH		28	Slama, Robert P	35	BOCA	1:14.51	
	Wilson, W Brett	28	-WRM	SCRATCH		29	Bowe, Douglas F	38	BOCA	1:15.53	
	Rhodes, Richard B	29	BOCA	SCRATCH		30	Euston, Donald E	39	GOLD	1:17.14	
						31	Warthen, Vaughn J	35	SPM	1:17.28	
						32	McMahon, Michael P	38	IRCC	1:27.96	
1	Evans, Clay T	32	SCA	0:52.69	9.		Stine, James R	35	CLYM	SCRATCH	
2	Hess, Richard W	31	LONE	0:54.39	7.		O'Brien, Edward F	37	OMAH	SCRATCH	
3	Schuman, R Mark	30	FORG	0:54.65	6.		Warner, Peter A	39	CLYM	SCRATCH	
4	Wolf, Thomas C	31	DCMS	0:54.70	5.		White, Dennis	35	ORMS	SCRATCH	
5	Boyd, Thomas C	30	BOCA	0:55.00	4.		Brubaker, Karl J	35	TJC	SCRATCH	
6	Marvin, Stuart J	30	GOLD	0:55.12	3.		Trychta, Gene	36	*UA	SCRATCH	
7	Von Hoffmann, Gerard	30	DCMS	0:55.14	2.		Nugent, William C	36	NEM	SCRATCH	
8	Tuero, Douglass W	30	*UA	0:55.52	1.		Wagner, Eric J	35	-PR	SCRATCH	
9	Miltnerberger, Chester D	34	CFM	0:56.42			Tatsch, Richard W	35	*UA	SCRATCH	
10	Toler, David C	31	CHIC	0:56.79							
11	Sarratt, Richard S	30	CHA	0:56.85		1	Garton, Timothy R	43	VAIL	0:57.26	9.
12	Fisette, Jay N	30	DCMS	0:57.13		2	Smith, Robert S	42	OREG	0:58.83	7.
13	Johnson, Eric W	30	CHIC	0:57.62		3	Clark, Stephen E	42	TOC	0:59.46	6.
14	Crooks, Glenn P	33	GAKW	0:57.92		4	Hernandez, Rafael	40	-AMA	0:59.99	5.
15	Buckley, Timothy P	30	MM2	0:57.95		5	Burns, Richard	42	TAM	1:00.26	4.
16	McClenahan, Bob, Jr	32	CMSA	0:58.12		6	Melamed, Avraham	41	EMPM	1:00.52	3.
17	Craigton, R Scott	30	EMPM	0:58.31		7	Welty, Bob	41	LONE	1:00.65	2.
18	Groselle, Jack	31	NIAG	0:58.39		8	Trimble, J Gary	43	DBSA	1:00.66	1.
19	Fleck, Douglas H	32	MAC	0:58.54		9	Dennis, D Craig	40	WCM	1:01.13	
20	Witek, William H	30	MICH	0:58.85		10	Cracknell, Bob	40	-SE	1:02.17	
21	Riley, Pat	30	ARKM	0:58.99		11	Galine, Donald L	40	SMMM	1:02.33	
22	Wood, J Ralph	30	*UA	0:59.21		12	Stauffer, Lee W	40	SMS	1:03.65	
23	Francis, Ben S	30	LBM	0:59.23		13	Guthrie, Scott	41	*UA	1:03.89	
24	Pedoryshyn, Michael W	34	NIAG	0:59.53		14	Appleton, Gray B	43	MAC	1:04.57	
25	Holmes, Kenneth A	32	SWM	0:59.67		15	Henderson, Gary W	40	MIDA	1:05.04	
26	Nyman, Larry C	32	MN	0:59.83		16	Mannikko, Joseph L	41	MCMS	1:06.39	
27	Burley, Nick E	31	MARY	0:59.84		17	Stearns, John E	41	NM	1:06.62	
28	Schwartzing, Richard A	33	CHA	1:00.37		18	Gosse, Steve C	41	-WRM	1:07.79	
29	Startzman, Robb	32	PBCM	1:00.81		19	Olson, Mickey C	43	OMAH	1:08.13	
30	Kane, Robert F	31	NEM	1:01.06		20	Nielsen, Charles D	40	SMS	1:08.26	
31	Hice, Randy C	31	MICH	1:01.25		21	White, Bernard	42	MAC	1:09.30	
32	Caldwell, John C	30	GLTM	1:01.38		22	Cutler, Fred G	40	LONE	1:09.95	
33	Murphy, Brian J	34	SCA	1:01.58		23	Hickey, Ken R	40	AS	1:10.53	
34	Tobias, Robert R	31	BOCA	1:01.66		24	Ledgard, Walter, Jr	41	-PER	1:10.98	
35	Gest, Tom R	34	COL1	1:01.68		25	Marineau, Ken H	41	ALMA	1:15.40	
36	Weinkle, Andrew S	31	GOLD	1:01.71		26	Davis, Ron D	44	FAS2	1:16.56	
37	Briggs, David A	33	STR	1:01.84		27	Smith, Brian J	41	ALMA	1:30.06	
38	Rice, Douglas E	30	ENPM	1:01.89			Rhudy, Bo	44	MICH	SCRATCH	
39	Drysdale, Gordon T	30	CFM	1:02.07			Hutton, Thomas S	41	PBCM	SCRATCH	
40	Darling, Michael B	32	SCMS	1:02.46			Gould, Gary I	40	MICH	SCRATCH	
41	Wittmann, Michael	32	-SA	1:02.61			Kelly, E Kevin	43	HAWK	SCRATCH	
42	Eiwen, Bill	33	*UA	1:02.63							

Place	Name	Age	Team	Time	Points	Place	Name	Age	Team	Time	Points
	Donohoe, James D	42	OHIO	SCRATCH		12	Lustig, George A	56	GOLD	1:21.33	
	Goldberg, Gerald S	43	GOLD	SCRATCH		13	Gardner, Wayne	58	GOLD	1:26.46	
1	Padovan, Ray	45	LINC	0:59.04	9.		Richards, Ed	57	FORG	SCRATCH	
2	Gallagher, Drury J	47	EMPM	1:00.46	7.		Poster, Maurice	55	-CAS	SCRATCH	
3	Winn, Cal	45	GOLD	1:00.61	6.		Ferris, Harold L	55	SPM	SCRATCH	
4	Farrell, Jeff	49	SBSC	1:02.79	5.		Hauck, Harry E	57	-PR	SCRATCH	
5	McCoy, Jack	45	CONN	1:03.77	4.	1	Hutinger, Paul	61	LINC	1:06.72	9.
6	Page, Bill	45	RINC	1:03.78	3.	2	Woods, John M	62	DCMS	1:12.88	7.
7	Bechtel, Charles G	48	DCMS	1:04.76	2.	3	Holmes, Rogers B	64	JAX	1:16.14	6.
8	Gentry, Charles J	49	GAKW	1:05.32	1.	4	McAuley, Herb	63	GAKW	1:18.78	5.
9	Fulop, John	45	EMPM	1:05.63		5	Schwab, Dore, Jr	64	TAM	1:18.98	4.
10	Hopkins, Cyrus C	48	NEM	1:06.44		6	Papp, Balint	64	SMS	1:19.71	3.
11	Reichert, Hans H	49	DCRD	1:06.98		7	Kivi, Henry H	62	*UA	1:20.44	2.
12	Daboll, David C	49	IEM	1:08.61		8	Najera, Contreras F	63	-AMA	1:22.63	1.
13	Ruggie, William H	49	CLYM	1:09.55		9	Porbes, James R	60	EMPM	1:23.16	
14	Bettis, Lee W	48	DCMS	1:09.95		10	McIntosh, Alex	62	JERS	1:25.04	
15	Crumbine, Peter J	47	CONN	1:10.97		11	Cousens, John K	63	SMS	1:26.30	
16	Grossmann, Robert L	47	VMST	1:11.08		12	Walker, W Jason	62	SCA	1:31.60	
17	Fleming, David P	45	NEM	1:11.32		13	Bove, Albert N	62	DCMS	1:34.80	
18	Welsh, Raymond	46	BOCA	1:11.87		14	Patton, Robert S	64	SPM	1:36.80	
19	Graybill, Douglas M	45	BOCA	1:11.94		15	Howe, John C	63	NIAG	1:50.65	
20	Herrera, Mario	48	-AMA	1:11.98		16	Edwards, Ed M	63	SYL	1:57.21	
21	Wendelken, Frederick W	47	RHM	1:12.45							
	Hay, Richard I	49	DCMS	DISQUAL		1	Hakomaki, Raymond I	65	MN	1:13.53	9.
	Culbertson, Samuel A	45	TJC	SCRATCH		2	Pearson, Whitney L	65	*UA	1:19.01	7.
	Sauers, Harry L	47	CLYM	SCRATCH		3	Rawstrom, Harry W	69	MIDA	1:20.10	6.
1	Brown, Don L	52	WCM	1:04.00	9.	4	Yamamoto, Beans Hiroshi	69	RHM	1:21.33	5.
2	Beattie, Jack R	51	CFM	1:04.06	7.	5	Uhrich, Bill	65	SPM	1:22.60	4.
3	Coxon, Al	50	OKMS	1:04.76	6.	6	Forest, Herman S	65	NIAG	1:22.66	3.
4	Parks, William R	50	RHM	1:05.20	5.	7	Chamberlain, Roger W	69	CONN	1:22.93	2.
5	Taft, Peter R	50	SCA	1:06.35	4.	8	Cleaveland, Brud	68	CFM	1:23.79	1.
6	Bohan, James C	50	TOC	1:06.81	3.	9	Wiley, Scroggie	65	DCMS	1:29.32	
7	De Jesus, Foster W	50	EMPM	1:07.65	2.	10	Hoffrichter, Wally B	69	LONE	1:31.15	
8	Mac Donald, Dick C	50	NEM	1:08.41	1.	11	Gingras, Donald C	66	EMPM	1:37.28	
9	Burns, Raymond S	50	SPM	1:09.26		12	Bandrowski, Stanley	68	LONE	1:40.14	
10	Kern, Herb	54	GOLD	1:10.18			Eibl, Bill	69	MCCM	SCRATCH	
11	Cavanaugh, Cav	50	GOLD	1:10.19		1	Lemmon, Kelley B	74	DCMS	1:16.86	9.
12	Baillie, Bob	50	SVY	1:10.24		2	McCullough, E Don	70	PMST	1:23.24	7.
13	Wells, Dick L	50	RHM	1:10.34		3	Rowan, David J	72	MIDA	1:25.26	6.
14	Winters, Arthur A	52	CFM	1:10.97		4	Grant, William H	72	SLAM	1:27.06	5.
15	Larsen, Orvel W	53	SCA	1:11.38		5	Johnston, John D	70	SPM	1:27.37	4.
16	Britton, Bill W	50	OHIO	1:11.41		6	Sautter, John J	71	CONN	1:28.65	3.
17	Cohen, Lawrence	50	DCMS	1:14.83		7	Wulff, Otto H	73	IRCC	1:36.19	2.
18	Davies, James L	51	ORM	1:15.09		8	Davenport, Richard, B	71	*UA	1:36.77	1.
19	Holmes, Douglas A	50	HSC	1:15.18		9	Kassell, Bert	73	DCMS	1:38.81	
20	Coulter, Robert G	53	SMS	1:20.19		10	Skjersaa, Norman H	70	CFM	1:42.89	
	Kaufmann, Joey	51	-CAS	SCRATCH		11	Hotvedt, Kermit O	71	SPM	2:12.13	
	Read, Donald A	51	NEM	SCRATCH			Beal, Robert E	72	LINC	SCRATCH	
	Cambron, Charles Robert	54	IRCC	SCRATCH		1	Coon, Jesse B	75	LONE	1:38.21	9.
1	Kortheuer, John D	55	MAC	1:04.54	9.	2	Stinson, Bill	77	SPM	1:44.66	7.
2	Johnston, Graham M	55	LONE	1:07.07	7.	3	Briscoe, Earnest H	79	SPM	2:21.54	6.
3	Malone, Dan F	55	GOLD	1:09.61	6.		Barr, Harold H	76	EMPM	SCRATCH	
4	Wolf, Rube, Jr	59	SCA	1:10.46	5.		Williams, John H	75	*UA	SCRATCH	
5	Haartz, F.H. Ted	58	NEM	1:10.47	4.	1	Vogt, Maxwell	81	JERS	1:50.99	9.
6	Emes, Edward L, Jr	57	DCMS	1:12.36	3.	2	Cureton, Thomas K	84	LINC	1:58.32	7.
7	Hulme, Ernie	57	NEM	1:16.22	2.		Olanoff, Abe	80	NEM	SCRATCH	
8	Torsney, Michael J	56	-BOR	1:18.13	1.		Jurczyk, Peter	80	IRCC	SCRATCH	
9	Schaefer, Joe W	56	GOLD	1:18.53		1	Lopez, Tony	86	EMPM	4:06.47	9.
10	Duffy, John H	55	CONN	1:20.63							
11	Nelson, Jim	57	ORM	1:21.21							

Women's

200 Yd. Medley Relay

Event 11 Thur., May 15

Place	Name	Age	Time	Points	Place	Name	Age	Time	Points
1	Lone Star "A"	119-	1:56.85	18.		Empire State "A"	120+	SCRATCH	
2	F.A.S.T (Fla) "A"	119-	2:04.49	14.		DC Masters "B"	120+	SCRATCH	
3	Stroh's Swim Team "A"	119-	2:06.32	12.					
4	Boca Raton "A"	119-	2:06.41	10.	1	Oregon "A"	160+	2:12.29	18.
5	DC Masters "A"	119-	2:14.37	8.	2	Maryland "A"	160+	2:15.17	14.
	Southern California Aquati "A"	119-	DISQUAL		3	DC Masters "A"	160+	2:15.74	12.
	Valley Forge "A"	119-	SCRATCH		4	Tamalpais Aquatic "A"	160+	2:16.36	10.
	Palm Beach County "A"	119-	SCRATCH		5	Suncoast "A"	160+	2:17.05	8.
1	New England "A"	120+	1:56.81	18.	6	Lincoln "A"	160+	2:20.51	6.
2	DC Masters "A"	120+	1:59.42	14.	7	St Louis Area "A"	160+	2:22.03	4.
3	Lone Star "A"	120+	2:04.80	12.	8	Central Florida "A"	160+	2:22.07	2.
4	Charleston "A"	120+	2:05.66	10.	9	Lone Star "A"	160+	2:22.54	
5	Southwest "A"	120+	2:05.86	8.	10	Michigan "A"	160+	2:23.46	
6	Virginia "A"	120+	2:08.14	6.	11	Lakeside "A"	160+	2:33.12	
7	New England "B"	120+	2:10.34	4.	12	Southwest Ohio "A"	160+	2:45.66	
8	Palm Beach County "A"	120+	2:18.74	2.	13	Pacific Northwest "A"	160+	2:55.70	
9	F.A.S.T (Fla) "A"	120+	2:20.31			Southern California Aquati "A"	160+	DISQUAL	
10	St Petersburg "A"	120+	2:21.23			Southern California Aquati "B"	160+	DISQUAL	
11	St Petersburg "B"	120+	2:21.62			New England "A"	160+	SCRATCH	
12	Boca Raton "A"	120+	2:23.93			Gold Coast "A"	160+	SCRATCH	
13	Central Florida "A"	120+	2:27.52			Rocky Mountain "A"	160+	SCRATCH	
14	Lone Star "B"	120+	2:31.51			Connecticut "A"	160+	SCRATCH	
	Southern California Aquati "A"	120+	DISQUAL			Empire State "A"	160+	SCRATCH	
	Southern California Aquati "B"	120+	DISQUAL			Virginia "A"	160+	SCRATCH	
	Wisconsin "A"	120+	SCRATCH			Palm Beach County "A"	160+	SCRATCH	
	F.A.S.T (Fla) "B"	120+	SCRATCH			Indian River Comm Coll "A"	160+	SCRATCH	

Place	Name	Age	Team	Time	Points	Place	Name	Age	Team	Time	Points
1	DC Masters "A"		200+	2:14.64	18.	1	New England "A"		240+	2:52.60	18.
2	Gold Coast "A"		200+	2:26.85	14.	2	DC Masters "A"		240+	3:15.26	14.
3	New England "A"		200+	2:28.61	12.	3	Mid Atlantic "A"		240+	3:24.10	12.
4	Connecticut "A"		200+	2:28.94	10.	4	Central Florida "A"		240+	4:01.60	10.
5	Rocky Mountain "A"		200+	2:42.95	8.		Connecticut "A"		240+	SCRATCH	
6	Empire State "A"		200+	2:48.48	6.						
7	New England "B"		200+	2:51.67	4.	1	DC Masters "A"		280+	3:18.70	18.
8	Clearwater Largo Y "A"		200+	2:51.95	2.	2	St Petersburg "B"		280+	3:39.63	14.
9	St Petersburg "A"		200+	2:57.80		3	Walnut Creek "A"		280+	3:52.41	12.
10	Suncoast "A"		200+	3:33.31			St Petersburg "A"		280+	SCRATCH	
	Virginia "A"		200+	DISQUAL							

Men's

200 Yd. Medley Relay

Event 12 Thur., May 15

Place	Name	Age	Time	Points	Place	Name	Age	Time	Points
1	Stroh's Swim Team "A"	119-	1:36.89	18.	13	Suncoast "A"	160+	1:56.22	
2	Valley Forge "A"	119-	1:37.00	14.	14	DC Masters "B"	160+	1:57.26	
3	F.A.S.T. (Fla) "A"	119-	1:37.75	12.	15	Martin County "A"	160+	1:58.09	
4	DC Masters "A"	119-	1:38.58	10.	16	New England "B"	160+	2:02.15	
5	St Petersburg "A"	119-	1:44.89	8.	17	Central Florida "A"	160+	2:03.29	
6	Empire State "A"	119-	1:45.31	6.	18	DC Masters "C"	160+	2:04.71	
7	Burke "A"	119-	1:45.41	4.	19	Boca Raton "B"	160+	2:08.47	
8	Niagara "A"	119-	2:03.39	2.		Southern California Aquati "A"	160+	DISQUAL	
	Southern California Aquati "A"	119-	DISQUAL			Chicago "A"	160+	SCRATCH	
	Stroh's Swim Team "B"	119-	SCRATCH			Stroh's Swim Team "A"	160+	SCRATCH	
	DC Masters "B"	119-	SCRATCH			The Olympic Club "A"	160+	SCRATCH	
	Palm Beach County "A"	119-	SCRATCH			Lone Star "B"	160+	SCRATCH	
	Empire State "B"	119-	SCRATCH			Boca Raton "A"	160+	SCRATCH	
1	DC Masters "A"	120+	1:37.70	18.		Connecticut "B"	160+	SCRATCH	
2	Lone Star "A"	120+	1:38.97	14.		Connecticut "C"	160+	SCRATCH	
3	Lone Star "B"	120+	1:40.36	12.		Charleston "A"	160+	SCRATCH	
4	Southwest "A"	120+	1:42.92	10.		Valley Forge "A"	160+	SCRATCH	
5	Palm Beach County "A"	120+	1:43.55	8.		Rocky Mountain "B"	160+	SCRATCH	
6	Mecklenberg Aquatic Club "A"	120+	1:43.62	6.	1	DC Masters "A"	200+	1:54.45	18.
7	New England "A"	120+	1:43.71	4.	2	Central Florida "A"	200+	1:54.98	14.
8	Boca Raton "A"	120+	1:44.13	2.	3	New England "A"	200+	1:58.65	12.
9	Stroh's Swim Team "A"	120+	1:46.69		4	Gold Coast "A"	200+	1:59.73	10.
10	Clearwater Largo Y "A"	120+	1:47.12		5	Oklahoma "A"	200+	2:01.53	8.
11	Valley Forge "A"	120+	1:47.87		6	Connecticut "A"	200+	2:02.18	6.
12	Charleston "A"	120+	1:47.91		7	Empire State "A"	200+	2:02.90	4.
13	New England "B"	120+	1:47.93		8	St Louis Area "A"	200+	2:05.60	2.
14	Empire State "A"	120+	1:49.10		9	New England "B"	200+	2:06.79	
15	Niagara "A"	120+	1:49.52		10	Casuarina (Barbados) "A"	200+	2:07.92	
16	Palm Beach County "B"	120+	1:54.65		11	Clearwater Largo Y "A"	200+	2:11.21	
17	DC Masters "B"	120+	1:58.90		12	O*H*I*O "A"	200+	2:11.84	
18	St Petersburg "B"	120+	1:59.07		13	Indian River Comm Coll "A"	200+	2:18.47	
19	Boca Raton "B"	120+	2:01.14		14	Lone Star "A"	200+	2:20.90	
20	Clearwater Largo Y "B"	120+	2:01.91		15	St Petersburg "A"	200+	2:22.65	
21	Florida League Aquatic "A"	120+	2:03.43		16	Suncoast "A"	200+	2:23.28	
22	Burke "A"	120+	2:05.31			Southern California Aquati "A"	200+	DISQUAL	
	Southern California Aquati "A"	120+	DISQUAL			Mecklenberg Aquatic Club "A"	200+	SCRATCH	
	Wisconsin "A"	120+	DISQUAL			DC Masters "B"	200+	SCRATCH	
	Southern California Aquati "B"	120+	DISQUAL			Empire State "B"	200+	SCRATCH	
	Chicago "A"	120+	SCRATCH			Palm Beach County "A"	200+	SCRATCH	
	Southwest "B"	120+	SCRATCH		1	New England "A"	240+	2:09.01	18.
	F.A.S.T. (Fla) "A"	120+	SCRATCH		2	Central Florida "A"	240+	2:09.96	14.
	Lone Star "C"	120+	SCRATCH		3	Mid Atlantic "A"	240+	2:10.26	12.
	Arkansas "A"	120+	SCRATCH		4	Empire State "A"	240+	2:13.84	10.
	Niagara "B"	120+	SCRATCH		5	Suncoast "A"	240+	2:16.72	8.
	First Colony "A"	120+	SCRATCH		6	St Petersburg "A"	240+	2:22.62	6.
	Virginia "A"	120+	SCRATCH		7	DC Masters "A"	240+	2:39.78	4.
	St Petersburg "A"	120+	SCRATCH		8	Jersey Masters "A"	240+	2:49.68	2.
	Wild Rose (Canada) "A"	120+	SCRATCH			Southern California Aquati "A"	240+	DISQUAL	
	Suncoast "A"	120+	SCRATCH			Lone Star "A"	240+	SCRATCH	
	Palm Beach County "C"	120+	SCRATCH			Empire State "B"	240+	SCRATCH	
	Central Florida "A"	120+	SCRATCH		1	DC Masters "A"	280+	2:21.42	18.
1	Empire State "A"	160+	1:47.55	18.	2	Lincoln "A"	280+	2:34.97	14.
2	DC Masters "A"	160+	1:47.72	14.	3	Mid Atlantic "A"	280+	2:35.54	12.
3	Lone Star "A"	160+	1:48.80	12.	4	St Petersburg "A"	280+	2:37.69	10.
4	Casuarina (Barbados) "A"	160+	1:49.71	10.	5	Lone Star "A"	280+	2:38.95	8.
5	San Mateo Marlins "A"	160+	1:52.03	8.	6	Jersey Masters "A"	280+	2:41.40	6.
6	Michigan "A"	160+	1:52.12	6.	7	St Petersburg "C"	280+	3:15.86	4.
7	Virginia "A"	160+	1:53.14	4.	8	DC Masters "B"	280+	3:26.76	2.
8	New England "A"	160+	1:53.45	2.	9	Empire State "A"	280+	3:27.48	
9	Palm Beach County "A"	160+	1:54.09		10	Connecticut "A"	280+	3:49.72	
10	Connecticut "A"	160+	1:54.37			New England "A"	280+	SCRATCH	
11	St Petersburg "A"	160+	1:54.51			St Petersburg "B"	280+	SCRATCH	
12	Rocky Mountain "A"	160+	1:55.35						

Women's

500 Yd. Freestyle (Deck Seeded)

Event 13 Thur., May 15

Place	Name	Age	Team	Time	Points	Place	Name	Age	Team	Time	Points
1	Neville, Cathy V	28	SDSM	5:13.36	9.	1	Mueller, Ardeth R	44	SLAM	5:40.34	9.
2	Durdy, Bonnie Lynn	27	SCA	5:13.75	7.	2	Katz, Jane	43	EMPM	6:03.25	7.
3	Rosenthal, Meredith W	25	LAAC	5:27.57	6.	3	Anderson, Pamela B	42	WMAC	6:12.36	6.
4	Crowder, Barbara W	28	NEM	5:29.06	5.	4	Woodman, Lisa A	43	GOLD	6:25.66	5.
5	Gage, Jane B	25	SWM	5:34.01	4.	5	Brownstein, Lynn	40	SPM	6:28.08	4.
6	Longhart, Karen A	25	KAQ	5:35.79	3.	6	Svanson, Ann Vollmer	40	DCMS	6:30.68	3.
7	Copeland, Cathy	27	OMAH	5:39.61	2.	7	Maley, Patricia W	42	SWOM	6:32.74	2.
8	Nolte, Susan D	25	RMM	5:40.08	1.	8	Buccino, Victoria M	40	BOLT	6:49.17	1.
9	Baxter, Susan C	26	FORG	5:40.89		9	Cranmer, Richalie	40	RMM	6:59.29	
10	Hargarten, Anita L	29	WMAC	5:41.12		10	Walther, Lynne L	43	VERM	7:10.74	
11	Curi, Mary Chris	29	LAKE	5:43.10		11	Shotts, Kathie A	40	RMM	7:20.21	
12	Williams, Martha E	27	DCMS	5:43.47		12	Watson, Jessie B	40	GPAC	7:22.26	
13	Callahan, Anita M	28	DCMS	5:45.39		13	Sachs, Sara J	40	SWOM	7:29.77	
14	Kaleel, Laura L	25	SPM	5:48.35		14	Winings, Elizabeth H	40	MIDA	7:33.63	
15	Wettach, Gayle	29	NEM	5:51.08		15	Martin, Tina	44	CPM	8:01.25	
16	Wood, Denise E	28	DCMS	5:52.44		16	Sanford, Margaret A	43	SMS	8:05.40	
17	Meyer, Salley E	26	NFM	5:54.15		17	Rhudy, Carol T	43	MICH	8:25.18	
18	Brown, Wanda H	29	SWIM	5:55.73		18	Trevison, Eleanor	43	JERS	9:54.25	
19	Currier, Robin	25	SWM	6:07.03			Westnedge, Susan B	40	DLSC	SCRATCH	
20	Koepf, Barbara A	29	CLYM	6:22.10			Shockro, Ellen K	43	CPM	SCRATCH	
21	Crouse, Jeanne M	29	VMST	6:27.75			Smith, Marilyn Z	40	ALMA	SCRATCH	
22	Stewart, Victoria A	26	BOCA	6:31.49		1	Weir, Lynne B	45	MICH	6:01.10	9.
23	Kingsbury, Amy B	27	LONE	6:33.48		2	Jeter, Joan	46	SCA	6:32.82	7.
24	Allen, Michele Denise	25	IRCC	6:36.32		3	Blake, Susan L	47	NEM	6:34.64	6.
25	Wilkicki, Audrey J	25	SLAM	7:00.98		4	Breaux, Laura L	45	RRMI	7:06.05	5.
26	Wisotzke, Nancy J	28	NEM	7:09.50		5	Munise, Joanne R	47	NEM	8:15.72	4.
27	Easterling, Anne	28	CFM	7:20.93		6	Masteron, Bertha L	48	CFM	11:26.51	3.
28	Settelen, Sherry L	28	PBCM	7:20.97			Knispel, Yona T	46	EMPM	SCRATCH	
	Cushman, Ellen W	26	PBCM	SCRATCH		1	Brown, Nancy L	50	MARY	6:41.23	9.
	Betts, Nancy R	29	SWIM	SCRATCH		2	Kay, Ann J	52	SMHM	6:55.27	7.
	Nichols, Patricia L	27	RAMA	SCRATCH		3	Kirby, Elizabeth A	53	NFM	7:05.38	6.
	Hutchins, Dani J	28	CONN	SCRATCH		4	Perry, Vel	52	OKMS	7:48.69	5.
	Smith, Shelley	27	LONE	SCRATCH		5	Prazer, Sally B	54	WPEN	8:15.38	4.
	Doane, Kathryn L	25	NIAG	SCRATCH		6	Berquist, Ann C	52	NEM	8:23.58	3.
1	Hirsty, Jacki	33	DCMS	5:20.11	9.	7	Graesser, Maureen K	53	NIAG	9:04.18	2.
2	Berg, Sharon J	30	WCM	5:29.42	7.	8	Galvin, Joan M	54	CLYM	9:06.65	1.
3	Schilling, Cindy	32	SCA	5:39.90	6.	9	Lyman, Esther R	53	NEM	10:50.20	
4	Farnsworth, Karen L	30	EMPM	5:41.30	5.		Stoinoff, Lavelle	53	OREG	SCRATCH	
5	Rust, Catherine M	32	PBCM	5:43.12	4.	1	Roper, Gail	56	SCA	6:33.76	9.
6	Hochuli, Elaine S	31	DCMS	5:44.55	3.	2	Reed, Diane	55	NEM	7:12.86	7.
7	Curran, Sara T	31	MOVY	5:47.22	2.	3	Krauser, June F	59	GOLD	7:17.70	6.
8	Mattson, Patricia A	32	GAKW	5:51.32	1.	4	Gruender, Edie	57	ARIZ	7:20.99	5.
9	Bamber, Linda S	32	PAS2	5:51.34		5	McIntyre, Joan C	57	NEM	7:33.46	4.
10	Priestley, Jackie A	31	TJC	5:58.75		6	Griffin, Betty	55	DCMS	8:55.96	3.
11	Cayce, Diane P	30	VMST	6:12.59		7	D'Agostino, Irene R	59	NIAG	9:28.30	2.
12	Geiger, Pam J	33	SPM	6:14.51		8	Greene, Edith	55	NEM	9:37.08	1.
13	Allen, Anita A	32	BOCA	6:18.76		9	Porter, Ann W	58	CMSA	9:54.17	
14	Forst-Duke, Linda S	30	BOCA	6:25.83			Timmins, Margaret I	56	GOLD	SCRATCH	
15	Reiling, Jill A	30	SWOM	6:30.48			Bogatro, Lisa M	56	ARIZ	SCRATCH	
16	Watson, Lisa L	32	GAKW	6:40.03		1	Carr, Florence E	60	SCM	7:23.20	9.
17	Spieth, Barbara A	34	GISA	6:40.42		2	Staige, Phyllis B	62	LONE	7:31.42	7.
18	Whitney, Marti A	34	BEST	6:43.47		3	Erickson, Shirley E	62	SBSC	7:41.76	6.
19	Grossman, Gail L	31	MIAM	6:49.07		4	Watson, Mary Lee	64	NAC	7:59.52	5.
20	Holmes, Joan	30	SWM	6:51.13		5	Wessner, Eleanor B	60	*UA	8:05.27	4.
21	Carey, Chris P	32	CFM	7:23.06		6	Yasek, Alice C	60	EMPM	8:19.69	3.
	Stropes, Joann L	34	LONE	DISQUAL		7	Haupt, Jeanne	62	MIDA	9:01.04	2.
	Hagen, Janice A	32	SCA	SCRATCH		8	Chadwick, Marion K	64	PNA	10:02.88	1.
	Packard, Nancy I	32	PAS2	SCRATCH		9	Uhrich, Enid G	63	SPM	14:33.51	
1	Iannacone, Charlotte H	38	GAKW	5:49.05	9.	1	Burrill, Billie Ann	65	NEM	8:31.12	9.
2	Hare, Fran E	35	EMPM	5:50.13	7.	2	Lee, Mimi B	66	DCMS	8:36.11	7.
3	Schmidt, Jonelle G	35	SWM	5:52.51	6.	3	Spears, Betty	68	NEM	8:56.91	6.
4	Rague, Suzanne L	35	EMPM	5:56.68	5.	4	Kendall, Betty C	65	WMAC	9:17.72	5.
5	Hearn, Jenny M	37	LONE	6:07.76	4.	5	Fusselman, Gladys L	66	MIDA	10:06.42	4.
6	Page, Anne M	38	NEM	6:17.60	3.	6	Walter, Winifred F	65	CLYM	11:11.66	3.
7	Zimmet, Christine	38	EMPM	6:18.50	2.	7	Kellogg, Mary-Margaret	69	MIDA	11:36.90	2.
8	Farrar, Kate J	35	GAKW	6:19.93	1.		Reeves, Mary Jane	69	WCM	SCRATCH	
9	Ayers, Cindy	35	LONE	6:25.61		1	Clark, Nancy G	71	DCMS	8:55.98	9.
10	Tendy, Sue M	37	NEM	6:33.61		2	Durston, Jean D	71	WCM	9:37.87	7.
11	Donnelly, Jerianne M	36	CONN	6:41.04		3	Kahrs, Geneva G	72	CHA	10:02.69	6.
12	Turner, Kay G	39	MCCM	6:48.88		4	Kelleher, Marie K	73	VMST	10:14.79	5.
13	Potter, Penny M	38	CFM	7:20.41		5	Lathram, Mary M	70	DCMS	11:03.10	4.
14	Alpert, Jane F	38	EMPM	7:27.81		1	Dolce, Julia	76	JERS	10:23.23	9.
15	Barker, Mary E	36	SPM	7:30.80		2	Switzer, Ruth D	78	SMS	10:45.93	7.
16	Falten, Victoria L	36	DLSC	7:46.99		3	Simonton, Anita D	75	BOCA	10:46.09	6.
17	Duncan, Linda Lea	36	OKMS	9:51.69		1	McKechnie, Marian B	81	SPM	12:50.32	9.
	Corman, Julie A	37	PNA	SCRATCH							
	Wilson, Deborah T	35	-WRM	SCRATCH							
	Grady, Marcia M	36	BOCA	SCRATCH							
	Brooks, Anita L	38	CLYM	SCRATCH							

Men's

500 Yd. Freestyle (Deck Seeded)

Event 14 Thur., May 15

Place	Name	Age	Team	Time	Points	Place	Name	Age	Team	Time	Points
1	Antonetz, Andrew S	28	PBCM	4:45.99	9.	27	Lazzaro, Robert G	36	NEM	6:00.03	
2	Copeland, Rob	29	OMAH	4:46.03	7.	28	Haskett, Jay D	36	IRCC	6:09.16	
3	Strauss, Trip	28	ARKM	4:58.34	6.	29	Hogan, Stephen W	37	DCMS	6:14.61	
4	Grootenhuis, David	25	LINC	5:00.84	5.	30	Lowe, Jet T	39	DCRD	6:25.52	
5	Eisenhour, Stephen E	25	NEM	5:01.97	4.	31	Young, Harland H	37	SWOM	6:43.44	
6	Goerke, Dan	27	GAKW	5:03.36	3.	32	Katynski, Gary P	37	BOCA	7:31.49	
7	Nevid, Nathan E	28	*UA	5:04.45	2.	33	McMahon, Michael P	38	IRCC	7:57.75	
8	Maass, Robb R	29	PBCM	5:06.76	1.	34	Chertoff, Kenneth J	35	EMPM	8:56.86	
9	Uhlir, Donald A	28	NEM	5:11.54			Cheickis, Richard L	39	PBCM	SCRATCH	
10	Nolte, Christopher C	29	RMM	5:14.56			Sheehe, Phillip J	37	GOLD	SCRATCH	
11	Morgan, Jonathan	29	-CAS	5:16.38			Tietze, Paul E	35	CTM	SCRATCH	
12	Acker, James G	26	SPM	5:23.90			Lidyard, Gene B	35	LONE	SCRATCH	
13	Leadbetter, Fred J	26	SPM	5:24.27			Gleason, Ed J	35	PBCM	SCRATCH	
14	Corey, Lee R	27	EMPM	5:25.68			Burke, George A	37	SMS	SCRATCH	
15	Ma, Etienne	28	EMPM	5:26.46			Warthen, Vaughn J	35	SPM	SCRATCH	
16	Shotola, Steven J	25	IRCC	5:31.02		1	Gray, David J	40	SMMM	5:05.68	9.
17	Walsh, Michael B	27	CHA	5:36.84		2	Garton, Timothy R	43	VAIL	5:08.47	7.
18	Shafer, David K	28	FLA	5:37.92		3	Gray, Edward K	40	MICH	5:08.67	6.
19	Flocker, Forrest W	28	SLAM	5:41.43		4	Lyons, David C	43	DCMS	5:16.86	5.
20	Tarnapoll, Pete L	29	EMPM	5:45.97		5	Edghill, Angus J	40	-CAS	5:21.34	4.
21	Hangartner, Jeff	28	WMAC	5:49.47		6	Van Dyk, Ben R	41	NEM	5:28.08	3.
22	Baker, Jeffrey G	27	BOLT	5:52.68		7	Henderson, Gary W	40	MIDA	5:37.51	2.
23	Cullum, Harvey S	28	MCML	5:54.43		8	Donaldson, Ben	43	*UA	5:37.58	1.
24	Hole, James E	27	BOCA	6:02.85		9	deBarbadillo, John J	44	EMPM	5:39.09	
	Johnson, Eric	27	MID	SCRATCH		10	Tucker, Robert D	40	SLAM	5:46.76	
	Nichols, Robert K	28	CLYM	SCRATCH		11	Tulenko, Tom	43	FORG	5:46.81	
	Rickard, Al K	29	DCRD	SCRATCH		12	Laux, Michael A	44	CONN	5:47.48	
	Butler, Bart B	27	EMPM	SCRATCH		13	Myerberg, Jim	44	DCMS	5:48.03	
	Hill, J M	29	*UA	SCRATCH		14	Jeane, Michael L	40	LONE	5:52.01	
1	Montgomery, James P	31	LONE	4:41.80	9.	15	Boak, Thomas D, Jr	42	LONE	5:53.36	
2	Kanamane, Ted S	30	DCMS	4:45.78	7.	16	Gallo, Vincent A	42	GOLD	5:59.18	
3	Nelson, Michael A	32	SDSM	4:56.96	6.	17	Ledgard, Walter, Jr	41	-PER	6:07.17	
4	Wood, Lawrence W	32	LONE	5:02.52	5.	18	Abramson, Richard S	40	EMPM	6:09.63	
5	Carter, Dennis	32	LONE	5:04.23	4.	19	Hunt, John W	43	JERS	6:19.99	
6	Smith, David D	32	GLTM	5:04.89	3.	20	Trevison, Rick	43	JERS	6:24.04	
7	Levasseur, Daniel C	30	MAC	5:07.22	2.	21	Levickas, Tom R	43	MARY	6:53.13	
8	Wagner, Don P	32	SWM	5:08.92	1.	22	Meintjies, Bruce E	44	FLA	7:05.27	
9	McMillen, Scott P	32	IRCC	5:10.70		23	Sealey, Donald M	41	CLYM	7:15.69	
10	Palmgren, Tom O	32	MAC	5:11.66			Crane, James M	44	DADS	SCRATCH	
11	Reller, Chuck M	34	MCML	5:11.71			Delong, Gerry	42	GOLD	SCRATCH	
12	Siggs, Richard H	34	SWIM	5:12.72			Gibbs, Christopher Mark	41	-CAS	SCRATCH	
13	Creighton, R Scott	30	EMPM	5:17.05			Keenan, Bill	42	SMS	SCRATCH	
14	Di Tolla, Robert J	31	SWM	5:17.65			Green, James M	41	ORM	SCRATCH	
15	Knaggs, Richard	32	-CAS	5:18.62			Rhudy, Bo	44	MICH	SCRATCH	
16	Olson, Gil Arthur, Jr	31	CONN	5:22.96			Kelly, E Kevin	43	HAWK	SCRATCH	
17	Suttle, Michael	33	SCA	5:25.68			Danehy, Edward E	44	LONG	SCRATCH	
18	Mester, Thomas R	34	SWIM	5:28.08			Young, Anthony L	42	DCMS	SCRATCH	
19	Culhane, John G	30	EMPM	5:30.22			Donohoe, James D	42	OHIO	SCRATCH	
20	Black, William H	30	MIAN	5:33.15			Smith, Brian J	41	ALMA	SCRATCH	
21	Davis, Kern M	31	SPM	5:33.95		1	Sintz, Peter V	45	DCMS	5:20.55	9.
22	Trumbull, Stephen C	33	RAMA	5:36.56		2	Harrison, David P	48	MIDA	5:33.28	7.
23	Robson, John R	34	GOLD	5:36.96		3	Clark, Thomas D	45	NFM	5:35.54	6.
24	Edgell, Don	34	DCMS	5:42.85		4	Calwell, Mike N	45	MOVY	5:37.04	5.
25	Kavazanjian, Edward	34	EMPM	5:44.76		5	Page, Bill	45	RINC	5:38.48	4.
26	Solari, Chael	30	DLSC	5:47.54		6	Southall, Henry	46	VERM	5:42.46	3.
27	Coffey, Jack L	30	MICH	6:01.44		7	Goldstein, Mel E	47	GISA	5:51.98	2.
28	Ebersole, Timothy E	31	JERS	6:02.53		8	Hamilton, Harry	45	NEM	5:53.50	1.
29	Sokolow, Steven P	30	EMPM	6:07.13		9	Bettis, Lee W	48	DCMS	6:17.34	
30	O'Brien, Mark W	34	FLA	6:11.49		10	Mann, George W	48	CFM	6:29.14	
31	Drummer, Kenneth L	32	TBM	8:17.43		11	Conley, John J	47	JERS	6:30.36	
	Stack, Christopher E	32	*UA	SCRATCH		12	Daboll, David C	49	IEM	6:32.82	
	Hedberg, Stephen	33	SWM	SCRATCH		13	Welsh, Raymond	46	BOCA	6:33.00	
	Wood, J Ralph	30	*UA	SCRATCH		14	Alther, Richard P	46	VERM	6:34.26	
	Gilchrist, David D	33	NFM	SCRATCH		15	Smith, Ronald E	49	CLYM	6:46.85	
	Dorsch, James A	30	NIAG	SCRATCH		16	Kline, Michael H	46	CLYM	7:21.46	
	Healy, Kevin M	31	TJC	SCRATCH			Steuart, Bill	49	SMMM	SCRATCH	
	Hampton, Gary C	33	NIAG	SCRATCH			Jones, Allen P	46	LONE	SCRATCH	
	Woods, Gerald T	33	PAS2	SCRATCH			Newman, William E	46	DCMS	SCRATCH	
1	Bryan, Todd A	35	NEM	4:54.64	9.	1	Kooistra, Sam G	50	LINC	5:29.04	9.
2	Polansky, Kevin L	36	RMM	4:57.39	7.	2	Canterbury, Kirk	50	MAC	5:29.61	7.
3	O'Keefe, Peter R	35	SCA	4:58.94	6.	3	Jones, Sam	50	*UA	5:45.91	6.
4	Bober, Richard S	35	MAC	5:05.02	5.	4	Duncan, Peter J	51	OKMS	5:07.22	5.
5	Audley, David R	39	DCMS	5:05.49	4.	5	Johnsen, James J	50	EMPM	6:08.60	4.
6	LaMontagne, James H	37	BOCA	5:05.80	3.	6	Coxon, Al	50	OKMS	6:08.65	3.
7	French, Leo H, III	38	GAKW	5:06.90	2.	7	Welch, Arthur C	53	SCA	6:15.92	2.
8	Chesneau, Lee S	37	PNA	5:08.99	1.	8	Shannon, Larry R	53	SVY	6:24.51	1.
9	Page, Bruce W	39	CLYM	5:12.09		9	Cooke, Richard E	50	SAW	6:35.37	
10	Chase, Larry A	37	OREG	5:12.47		10	Berenyi, Nicholas M	53	CHA	6:37.12	
11	Gonzalez, Jorge A	37	YPIT	5:12.51		11	Lyndon, Tom	54	NEM	6:49.02	
12	Gianniny, Bruce E	35	NIAG	5:15.83		12	Lawrence, Vere	53	-CAS	7:03.46	
13	Carter, Gary T	36	LONE	5:19.56		13	Conway, Larry D	52	LONE	7:05.00	
14	Ross, William A	37	EMPM	5:20.35		14	Busse, George	54	GOLD	7:10.13	
15	Warner, Frank	37	OREG	5:22.32			O'Brien, Dennis A	50	RMM	SCRATCH	
16	Hart, Richard D	39	NEM	5:25.15			Thomas, Charles W	51	DLSC	SCRATCH	
17	Redwine, Robert B	39	RMM	5:25.74		1	Johnston, Graham M	55	LONE	5:37.77	9.
18	Merree, Gene	36	CHA	5:31.24		2	Wilson, Win B	59	NEM	6:03.66	7.
19	Jorn, William F	36	LONG	5:32.97		3	Malone, Dan F	55	GOLD	6:08.04	6.
20	Elton, John A	35	NIAG	5:37.24		4	Franks, Roger G	59	MIDA	6:21.74	5.
21	Woodsum, Glenn C	39	NFM	5:39.73		5	Tebbens, Art	56	EMPM	6:23.14	4.
22	Wildner, Brian V	35	CLYM	5:40.04		6	Beach, Robert	55	SPM	6:42.94	3.
23	Menard, Roger E	36	NEM	5:42.65		7	Duffy, John H	55	CONN	6:48.07	2.
24	Highley, Steven R	39	BMSC	5:45.48		8	Wells, Dick G	56	MCML	6:48.79	1.
25	Donnelly, Jim	35	MAC	5:48.19							
26	Phillips, Craig S	36	CLYM	5:48.88							

Place	Name	Age	Team	Time	Points	Place	Name	Age	Team	Time	Points
9	Winder, Charles R	55	NEM	6:52.86		9	Walker, Raymond A	66	NEM	7:29.42	
10	Daily, John R	58	OBIO	6:57.52		10	Fluke, Norris W	69	MARY	7:37.53	
11	Gruender, Dan	56	ARIZ	7:16.57		11	Forest, Herman S	65	NIAG	7:48.63	
12	Holmes, Loring E	57	GOLD	7:24.84		12	Struthers, William H	68	JERS	10:20.34	
13	Spinelle, Michael A	55	JERS	7:56.06		13	Saperstein, Sidney A	69	DCMS	10:57.93	
14	Perez, Manuel C	56	-PR	7:56.98			Rawstrom, Harry W	69	MIDA	SCRATCH	
15	Randall, Charles	57	SMS	8:12.04			Shostchuk, Henry	68	MIDA	SCRATCH	
16	Berggren, David J, Jr	56	IRCC	8:32.13			Morningstar, Ham J	69	MICH	SCRATCH	
	Heritier, Bob	57	MICH	SCRATCH			Herrera, Joe M	68	DCMS	SCRATCH	
	Manganiello, Louis P	55	GOLD	SCRATCH							
1	Guttilla, Bernard J	60	EMPM	6:20.98	9.	1	Ledgard, Walter	70	-PER	6:56.92	9.
2	Woods, John M	62	DCMS	6:34.09	7.	2	Newman, Austin P	70	JERS	7:28.54	7.
3	Edwards, James K	63	NEM	7:00.17	6.	3	Shea, Edward J	71	LINC	7:31.24	6.
4	Leadbetter, Gordon R	60	SPM	7:21.98	5.	4	Spear, Gil	71	IRCC	8:05.88	5.
5	Lee, Peter	63	SCA	7:26.30	4.	5	Donovan, Jerry T	72	LINC	8:14.20	4.
6	Kenney, Jerry	60	JERS	7:32.50	3.	6	Sautter, John J	71	CONN	8:17.42	3.
7	Simpson, Russell	62	-ATB	8:00.72	2.	7	Anderson, Hamilton H	72	LONE	8:22.10	2.
8	Cranch, John E	63	NIAG	8:22.24	1.	8	Schofield, Earle P	72	MCML	8:31.39	1.
9	Campbell, William J, Jr	63	GOLD	8:29.28		9	Malbrough, David J	73	LINC	8:33.20	
10	Edwards, Ed M	63	SYL	8:38.83		10	Walbolt, Fred B	73	SPM	9:08.62	
11	Howe, John C	63	NIAG	8:47.23		11	Miller, Francis J	73	DCMS	10:14.98	
12	Valle, Luis P	63	SPM	11:29.95		12	Wojcik, Stanley P	70	LINC	10:29.72	
							Hotvedt, Kermit O	71	SPM	SCRATCH	
1	Crews, John P	66	ORM	6:34.29	9.	1	McAfee, David H	76	DCMS	8:13.62	9.
2	Welch, Jim	68	HUMU	6:41.56	7.	2	Robertson, Tex J	77	LONE	8:18.93	7.
3	Acker, Robert F	65	LINC	7:03.06	6.	3	Irvine, Joe S	75	RINC	8:45.17	6.
4	Guido, Richard J	68	EMPM	7:12.63	5.	4	Wood, Charles A	77	*UA	9:22.63	5.
5	Murphy, Frank M	67	DCMS	7:12.68	4.	5	Newton, John S	77	LINC	9:26.22	4.
6	Clemens, Gus	68	LONE	7:22.95	3.						
7	Harris, Charles E	65	JERS	7:25.56	2.	1	Langner, Gus H	82	CONN	8:15.26	9.
8	Hubbell, George L	66	ADIR	7:25.74	1.						

Women's

200 Yd. Breaststroke

Event 15

Fri., May 16

Place	Name	Age	Team	Time	Points	Place	Name	Age	Team	Time	Points
1	Murray, Huddle	29	LONG	2:34.13	9.	11	Cazin, Linda	39	PNA	3:14.79	
2	Wyatt, Susan L	26	BOCA	2:39.53	7.	12	Ashworth, Trudy S	39	LONE	3:15.09	
3	Wamsley, Sherry V	29	LONE	2:41.23	6.	13	Eisen, Susan H	36	FAS2	3:23.02	
4	Costa, Susan G	28	HANK	2:42.11	5.	14	Potter, Penny M	38	CFM	3:24.81	
5	O'Brien, Shannon W	26	CHA	2:43.50	4.		Champagne, Gayle L	36	MICH	SCRATCH	
6	Hargarten, Anita L	29	WMAC	2:44.68	3.		Herron, Judie S	36	ORM	SCRATCH	
7	Gage, Jane B	25	SWM	2:46.09	2.		Giuffre, Maureen	35	NIAG	SCRATCH	
8	Dix-Trafford, Patricia A	27	FORG	2:46.85	1.						
9	Underwood, Cheryl A	26	NIAG	2:47.13		1	Pierson, Ginger L	40	OREG	2:41.65	9.
10	Hanisich, Jeanne M	25	SLAM	2:50.59		2	Ramanauskas, Margaret E	40	MARY	2:52.49	7.
11	Salmons, Anne	26	STR	2:51.31		3	Lumplin, Marilyn E	42	MARY	3:02.49	6.
12	Brown, Wanda H	29	SWIM	2:51.85		4	Decker, Judy	43	VMST	3:02.66	5.
13	Whitehead, Maria B	27	*UA	3:04.28		5	Watson, Jessie B	40	GPAC	3:12.56	4.
14	Moore, Lisbeth L	29	TBM	3:11.02		6	Durrant, Betsy	44	VMST	3:15.98	3.
15	Easterling, Anne	28	CFM	3:24.55		7	Adler, Bunny	42	ADIR	3:18.52	2.
	Laing, Leslie A	26	NAC	SCRATCH		8	Bradley, Marianne E	43	CLYM	3:27.67	1.
	Stewart, Victoria A	26	BOCA	SCRATCH		9	Rhudy, Carol T	43	MICH	3:30.82	
	Dickey, Angela R	28	CFM	SCRATCH			Westnedge, Susan B	40	DLSC	SCRATCH	
1	McIntyre, Susie G	30	SCA	2:33.14	9.	1	Leilich, Joann J	47	DCMS	2:52.77	9.
2	Tubergen, Lisa B	30	VMST	2:36.56	7.	2	Le Maire, Anne M	49	GOLD	3:01.69	7.
3	DiCerbo, Diane M	30	BOCA	2:38.01	6.	3	Jeter, Joan	46	SCA	3:09.78	6.
4	Eiwen, Ginny	33	*UA	2:41.15	5.	4	Dreher, Barbara E	45	MICH	3:12.71	5.
5	Chapman, Linda I	30	FORG	2:41.18	4.	5	Zaremski, Barbara M	48	RHM	3:15.17	4.
6	Melick, Judith E	31	NEM	2:41.29	3.	6	Stine, Ingrid M	47	LINC	3:18.67	3.
7	Sebald, Susan	33	SWIM	2:41.40	2.	7	Van Every, Margaret	45	CFM	3:22.53	2.
8	Pesavento, Janet E	34	CHA	2:41.42	1.	8	Geoffrion, Helen H	47	SCA	3:22.54	1.
9	Mattson, Patricia A	32	GAKW	2:41.93			Rossi, Clarice M	48	LINC	SCRATCH	
10	McNamara, Katie A	31	CHA	2:50.75		1	Bruner, Jayne	52	DCMS	3:00.52	9.
11	Dowlen, Mary M	30	CHA	2:53.76		2	McGuire, Anne B	51	GOLD	3:11.18	7.
12	Cayce, Diane P	30	VMST	2:54.37		3	Gravener, June I	54	CONN	3:24.59	6.
13	Covard, Kathie K	30	GOLD	2:55.79		4	Evans, Barbara C	51	FAS2	3:24.70	5.
14	Mickunas, Karen P	31	VMST	2:57.34		5	Nellen, Maxine H	53	EMPM	3:50.05	4.
15	Esses, Alison Asher	32	SCA	2:58.38		6	Thomas, Mary G	50	SPM	3:59.71	3.
16	Sherman, Nancy J	30	MCCM	2:59.94			Stoinoff, Lavelle	53	OREG	SCRATCH	
17	Ross, Lisa H	31	SPM	2:59.99			Tucker, Beverley J	51	SPM	SCRATCH	
18	Sherman, Janet L	30	NIAG	3:03.63			Vijil, Maria R	51	SPM	SCRATCH	
19	Picariello, Jeanne M	33	DCMS	3:06.99		1	Roper, Gail	56	SCA	3:05.29	9.
20	Boughan, Constance M	34	GAKW	3:07.94		2	Bogatro, Lisa M	56	ARIZ	3:28.38	7.
21	Heise, Theresa E	34	IRCC	3:29.59		3	Clark, Lotte E	56	CLYM	3:43.86	6.
22	Agnew, Carol L	31	BOCA	3:35.33		4	Roach, Thelma	58	-ATB	3:45.37	5.
23	Repp, Kati	32	FAS2	3:44.32		5	Rindner, Eva G	57	NEM	3:50.56	4.
24	Carey, Chris P	32	CFM	3:55.46		6	Heigham, Katharine L	57	NEM	3:56.38	3.
	Potter, Laurie A	34	LINC	SCRATCH							
	Hoover, Jill G	32	DCMS	SCRATCH							
	Logan, Kris E	31	SPM	SCRATCH							
	Booth, Heather A	32	NIAG	SCRATCH							
	Packard, Nancy I	32	FAS2	SCRATCH							
1	Cattrall, Yvonne M	37	-EMP	2:46.63	9.	1	Christian, Betty	64	MOVY	3:37.87	9.
2	Slimak, Christie H	38	CONN	2:49.26	7.	2	Howell, Jae	63	WCM	3:58.37	7.
3	Gettling, Janet	37	SWN	2:54.67	6.	3	Peters, Doris H	63	SLAM	4:00.16	6.
4	Polisky, Nancy R	36	VMST	2:56.66	5.	4	Harrison, Kay M	62	HUMU	4:07.80	5.
5	Hill, Beverly A	35	TBM	3:03.05	4.	5	Reynolds, June B	64	TBM	4:15.99	4.
6	Levickas, Susan M	38	MARY	3:06.69	3.	6	Downs, Rosa Joy	64	RAMA	4:43.58	3.
7	Cathey, Sandra G	37	MAC	3:07.32	2.	7	Graham, Rhea H	62	SCC	4:46.16	2.
8	Cartee, Lynn	39	SMS	3:11.41	1.	8	Dunworth, Lena N	63	SPM	4:54.58	1.
9	Thomas, Carol A	35	FAS2	3:11.99		9	Bowen, Ellen	61	CLYM	4:57.48	
10	Small, Cassandra E	38	CFM	3:12.53		10	Castroverde, Lourdes B	60	DLSC	5:36.16	
							Sagasti, Elisa H	64	DCMS	SCRATCH	
						1	Zint, Gertrud J	68	NM	3:38.21	9.

Place	Name	Age	Team	Time	Points	Place	Name	Age	Team	Time	Points
2	Lee, Mini B	66	DCMS	3:51.06	7.	12	Kellogg, Mary-Margaret Parnell, Martha A	69	MIDA	5:20.34	
3	Spears, Betty	68	NEM	3:54.62	6.			66	CFM	SCRATCH	
4	Eibl, Anneliese	66	MCCM	4:06.86	5.	1	Hubbard, Margaret R	71	*UA	4:33.66	9.
5	Woodside, Dorothea L	68	SWOM	4:12.46	4.	2	Anderson, Mildred A	71	LONE	4:46.53	7.
6	Brown, Mardie L	69	NEM	4:12.74	3.	3	Wilder, Anne	72	IRCC	4:58.79	6.
7	Joy, Sally	69	SSUM	4:15.45	2.	4	Riordan, P Dorothy Wentworth, Mary E	74	LAKE	6:19.71	5.
8	Samson, Margaret	69	CPM	4:19.83	1.			70	NEM	SCRATCH	
9	Poole, Libby D	65	CHA	4:23.97							
10	Andersen, Laverne J	67	ARKM	4:28.63		1	Bressie, Hazel B	77	OREG	7:29.59	9.
11	Bell, Frances	68	CTM	5:09.92							

Men's

200 Yd. Breaststroke

Event 16

Fri., May 16

Place	Name	Age	Team	Time	Points	Place	Name	Age	Team	Time	Points
1	Kanzler, Matthew H	29	DCMS	2:13.36	9.	7	Greger, Ronald E	41	DCMS	2:42.37	2.
2	Slowey, Michael J	28	*UA	2:13.55	7.	8	Gallagher, Bob M	43	MCML	2:43.79	1.
3	DeHerder, Russell S	26	STR	2:16.16	6.	9	Olson, Mickey C	43	OMAB	2:44.45	
4	Casciato, Michael G	26	PORG	2:16.77	5.	10	Gallo, Vincent A	42	GOLD	2:47.11	
5	Shore, Joseph E	27	*UA	2:18.35	4.	11	Rawls, Ed	41	LONE	2:51.19	
6	Manz, James Walton	25	WMAC	2:18.83	3.	12	Marineau, Ken H	41	ALMA	2:58.76	
7	Shaffer, Steven P	28	DCMS	2:20.47	2.	13	Tier, Martin D	40	SMS	3:01.59	
8	Gawboy, Barton J	29	SCA	2:20.80	1.			42	NM	DISQUAL	
9	Banks, Bart	27	STR	2:20.84				43	LAKE	SCRATCH	
10	Sharp, Tim S	27	BOCA	2:22.88				44	FAS2	SCRATCH	
11	Hamlett, Robert L	27	EMPM	2:24.79				43	ARIZ	SCRATCH	
12	Burke, Tom J	27	SCA	2:26.29		1	McCoy, Jack	45	CONN	2:30.10	9.
13	Laiti, Peter J	27	BMSC	2:26.92		2	Gallagher, Drury J	47	EMPM	2:30.77	7.
14	Acker, James G	26	SPM	2:27.09		3	Mulliken, William D	46	LINC	2:31.03	6.
15	Johnson, Thomas A	25	SPM	2:27.98		4	Daboll, David C	49	DEM	2:33.94	5.
16	Tatum, Bruce D	28	FCST	2:28.62		5	Hopkins, Cyrus C	48	NEM	2:35.69	4.
17	Cullum, Harvey S	28	MCML	2:30.33		6	Reichelt, Hans H	49	DCRD	2:37.68	3.
18	Hahn, Ken E	25	MIAM	2:30.60		7	Gifford, David L	45	LINC	2:41.57	2.
19	Nelson, Gregory L	26	CLYM	2:33.65		8	Lau, Wang	49	KWSY	2:42.06	1.
	Zarder, Jeff K	26	WMAC	DISQUAL		9	Messineo, Doug	45	SWIM	2:45.27	
	Joyner, Mike M	28	FAS2	SCRATCH		10	Gee, Milton C	49	MAC	2:49.75	
	Reece, Jeffrey	25	COLL	SCRATCH		11	Crumbine, Peter J	47	CONN	2:50.72	
	Rhodes, Richard B	29	BOCA	SCRATCH		12	Grossmann, Robert L	47	VMST	2:55.23	
							Garton, David Q	45	VAIL	SCRATCH	
1	Von Hoffmann, Gerard	30	DCMS	2:11.81	9.	1	Sanquily, Manuel	53	CONN	2:35.40	9.
2	Fisette, Jay N	30	DCMS	2:19.39	7.	2	Parks, William R	50	RMM	2:35.95	7.
3	Lavine, Ted H	30	LONE	2:20.93	6.	3	Robinson, Ted	52	CFM	2:40.32	6.
4	Dailey, Steve	31	FCST	2:22.28	5.	4	Clayson, D Barr	50	NEM	2:46.41	5.
5	Palmgren, Tom O	32	MAC	2:22.64	4.	5	Burns, Raymond S	50	SPM	2:47.29	4.
6	McClenahan, Bob, Jr	32	CMSA	2:22.89	3.	6	Berenyi, Nicholas M	53	CHA	2:52.22	3.
7	Bergehon, Stephen M	30	CONN	2:24.23	2.	7	Holmes, Douglas A	50	BSC	3:02.91	2.
8	Letendre, Leo J	33	SLAM	2:25.58	1.	8	Lohr, Victor John	53	-SST	3:03.85	1.
9	Parler, David A	30	CHA	2:27.37		9	Maley, Karl A	51	DADS	3:07.14	
10	Briggs, David A	33	STR	2:29.22				50	NEM	DISQUAL	
11	Fedorshyn, Michael W	34	NIAG	2:30.33				52	EMPM	SCRATCH	
12	Wittmann, Michael	32	-SA	2:30.38				54	RAMA	SCRATCH	
13	Capers, Jim D	34	LONE	2:32.11		1	Kortheuer, John D	55	MAC	2:37.58	9.
14	Hice, Randy C	31	MICH	2:33.77		2	Kueny, Robert M	55	WMAC	2:42.47	7.
15	Dougherty, Michael P	34	VMST	2:33.86		3	Hunsicker, Harry B	56	LONE	2:47.86	6.
16	Eiwen, Bill	33	*UA	2:34.35		4	Haartz, P.H. Ted	58	NEM	2:50.63	5.
17	Kane, Robert F	31	NEM	2:37.11		5	MacDonald, Robert C	57	SMS	2:50.84	4.
18	Clevenger, Greg	32	MOVY	2:59.10		6	Bauman, John	55	WMAC	3:00.27	3.
19	Partington, Patrick W	30	PBCM	3:28.09		7	Winder, Charles R	55	NEM	3:05.97	2.
20	Pazzano, Nicholas G	34	NEM	3:29.78		8	Flynn, Kenneth C	56	DCMS	3:06.36	1.
21	Rutland, Thomas H	32	SPM	3:34.11		9	Gruender, Dan	56	ARIZ	3:06.84	
	Miltenerger, Chester D	34	CFM	DISQUAL		10	Daily, John R	58	OHIO	3:10.55	
	Hampton, Gary C	33	NIAG	SCRATCH		11	Berggren, David J, Jr	56	IRCC	3:31.70	
							Hauck, Harry E	57	-PR	SCRATCH	
1	Ziskin, Ken	38	SCA	2:17.65	9.	1	Roach, Ted	60	-ATB	3:02.01	9.
2	Kolar, Clay	37	LINC	2:18.12	7.	2	Forbes, James R	60	EMPM	3:03.01	7.
3	Jewell, Gary L	36	SLAM	2:22.46	6.	3	Najera, Contreras F	63	-AMA	3:04.56	6.
4	Forshay, Fred M	37	MARY	2:23.60	5.	4	Kivi, Henry H	62	*UA	3:04.83	5.
5	Levinson, David A	36	RINC	2:24.78	4.	5	Kelley, Art	60	SLAM	3:15.11	4.
6	Donnelly, James M	37	SMS	2:31.98	3.	6	Brainin, Abrasha	63	SPM	3:16.25	3.
7	Pyle, Edwin	36	*UA	2:34.89	2.	7	Melick, George F	61	MIDA	3:18.57	2.
8	Sorenson, Jeffrey A	35	TERR	2:34.90	1.	8	Lee, Peter	63	SCA	3:19.87	1.
9	Brown, Paul S	38	DCMS	2:35.12		9	McIntosh, Alex	62	JERS	3:27.06	
10	McMillan, Marshall	36	CMSA	2:36.73		10	Schmidt, C Frederick	60	SCA	3:27.36	
11	Wilder, Brian V	35	CLYM	2:37.50		11	Papp, Balint	64	SMS	3:28.47	
12	Rolby, George A, Jr	38	SLAM	2:39.40		12	Walker, W Jason	62	SCA	3:30.01	
13	Patton, Chuck L	35	PBCM	2:42.93		13	Bove, Albert N	62	DCMS	3:53.05	
14	Trychta, Gene	36	*UA	2:43.17			Barret, Saul	60	*UA	SCRATCH	
15	Panneton, Roger F	37	BMSC	2:45.57			Cowling, Bob	63	LONE	SCRATCH	
16	Jones, Donald M, Jr	37	SPM	2:47.16			Bennet, Robert C	63	SMS	SCRATCH	
17	Ganev, Anton P	36	DCMS	2:47.46			Lynch, Walter A	64	EMPM	SCRATCH	
18	Lowe, Jet T	39	DCRD	2:49.75		1	Hakomaki, Raymond I	65	MN	3:02.36	9.
19	Phillips, Craig S	36	CLYM	2:52.53		2	Krup, Paul	68	OHIO	3:10.80	7.
20	Hanson, Del M	39	LONE	3:00.16		3	Hubbell, George L	66	ADIR	3:16.96	6.
21	Brown, Buz	37	PORG	3:02.01		4	Walker, Raymond A	66	NEM	3:17.91	5.
	Stine, James R	35	CLYM	SCRATCH		5	Cleaveland, Brud	68	CFM	3:23.95	4.
	Nugent, William C	36	NEM	SCRATCH		6	Chamberlain, Roger W	69	CONN	3:28.85	3.
	Prins, Peter E	37	MIAM	SCRATCH		7	Eibl, Bill	69	MCCM	3:30.12	2.
	Brown, Hugh A	36	CLYM	SCRATCH		8	Schaeffer, Cal	68	MIDA	3:34.44	1.
	Marble, David H	39	BOCA	SCRATCH		9	Fluke, Norris W	69	MARY	3:37.85	
1	Hull, Marty	43	LO	2:22.82	9.	10	Bandrowski, Stanley A	68	LONE	4:16.37	
2	Hernandez, Rafael	40	-AMA	2:23.48	7.	11	Saperstein, Sidney A	69	DCMS	5:32.17	
3	Cracknell, Bob	40	-SE	2:31.71	6.						
4	Boak, Thomas D, Jr	42	LONE	2:31.97	5.						
5	Appleton, Gray B	43	MAC	2:34.77	4.						
6	Spears, Thomas G	43	MICH	2:35.14	3.						

Place	Name	Age	Team	Time	Points	Place	Name	Age	Team	Time	Points
	Crago, Paul C	65	OHIO	DISQUAL		8	Tillotson, Frank H	71	SPM	4:15.38	1.
	Forest, Herman S	65	NIAG	SCRATCH		9	Wojcik, Stanley P	70	LINC	5:24.36	
	Donovan, Robert J	65	GISA	SCRATCH							
1	McCullough, E Don	70	PMST	3:10.58	9.	1	Gilsdorf, Albert G	75	LAKE	3:49.03	9.
2	Offner, Mike	71	BOLT	3:26.16	7.	2	Dotterweich, Dan J	77	JERS	3:52.93	7.
3	Blackledge, Edgar S, Jr	70	RINC	3:32.05	6.	3	Share, William L	77	NMM	4:00.81	6.
4	Newman, Austin F	70	JERS	3:37.77	5.		Barr, Harold H	76	EMPM	SCRATCH	
5	Johnston, John D	70	SPM	3:40.56	4.	1	Loeffler, Sig	80	NMM	5:06.39	9.
6	Fite, Bill C	73	DCMS	3:41.60	3.		Olanoff, Abe	80	NEM	SCRATCH	
7	Thornburg, Carl W	73	CLYM	3:52.85	2.						

Women's

100 Yd. Butterfly

Event 17

Fri., May 16

Place	Name	Age	Team	Time	Points	Place	Name	Age	Team	Time	Points
1	Seaman, Rosemarie J	28	CFM	0:57.92	9.		Rague, Suzanne L	35	EMPM	SCRATCH	
2	Beardsley, Ann H	28	LONG	1:00.36	7.	1	Mueller, Ardeth R	44	SLAM	1:03.43	9.
3	Kattermann, Judith A	27	SCA	1:01.15	6.	2	Todd, Diana F	42	SCA	1:04.85	7.
4	Neville, Cathy V	28	SDSM	1:01.22	5.	3	Anderson, Pamela B	42	WMAC	1:09.40	6.
5	Rosenthal, Meredith W	25	LAAC	1:01.59	4.	4	Woodman, Lisa A	43	GOLD	1:13.67	5.
6	Anderson, Judy E	26	LONE	1:02.68	3.	5	Ramanauskas, Margaret E	40	MARY	1:14.68	4.
7	Geerling, Shirley A	27	FORG	1:04.92	2.	6	Brownstein, Lynn	40	SPM	1:19.14	3.
8	Wamsley, Sherry V	29	LONE	1:05.20	1.	7	David, Irene M	42	LINC	1:19.81	2.
9	Welch, Denise A	26	LONE	1:05.58		8	Decker, Judy	43	VMST	1:21.30	1.
10	Wyatt, Susan L	26	BOCA	1:05.96		9	Winings, Elizabeth H	40	MIDA	1:29.87	
11	Walker, Anita M	29	OKMS	1:07.86		10	Weed, Susan T	41	VERM	1:30.43	
12	Callahan, Anita M	28	DCMS	1:08.07		11	Martin, Tina	44	CPM	1:34.01	
13	O'Hara, Suzanne K	27	DCMS	1:09.24			Peterson, Susan B	43	GOLD	SCRATCH	
14	Nichols, Patricia L	27	RAMA	1:09.28		1	Roepke, Elizabeth L	45	SMMH	1:14.53	9.
15	Crouse, Jeanne M	29	VMST	1:09.98		2	Jenkins, Charlotte	47	TAM	1:17.18	7.
16	Sears, Lyn	28	CLYM	1:10.24		3	Griffin, Lucille S	47	VMST	1:20.43	6.
17	Wood, Denise E	28	DCMS	1:11.70		4	Blake, Susan L	47	NEM	1:24.32	5.
18	Kingsbury, Amy B	27	LONE	1:17.48		5	Dreher, Barbara E	45	MICH	1:30.07	4.
19	Baer Glance, Robin G	28	BOCA	1:19.99		6	Stine, Ingrid M	47	LINC	1:33.21	3.
20	Doane, Kathryn L	25	NIAG	1:25.22		7	Jones, Alice U	47	EMPM	1:33.88	2.
21	Easterling, Anne	28	CFM	1:35.37		8	Geoffrion, Helen E	47	SCA	1:38.29	1.
	Laing, Leslie A	26	NAC	SCRATCH		9	Masteron, Bertha L	48	CFM	2:27.10	
	Eckert, Cynthia L	27	BMSC	SCRATCH			Larsen, Millicent B	46	GCM	SCRATCH	
	Hutchins, Dani J	28	CONN	SCRATCH		1	Brey, Betty M	54	DCMS	1:23.16	9.
	Koepp, Barbara A	29	CLYM	SCRATCH		2	Glancy, Barbara J	54	DCMS	1:50.18	7.
1	Schilling, Cindy	32	SCA	1:01.93	9.	3	Tucker, Beverley J	51	SPM	1:53.48	6.
2	Skiff, Susan K	31	DCMS	1:02.16	7.	4	Thomas, Mary G	50	SPM	2:04.88	5.
3	Hochuli, Elaine S	31	DCMS	1:02.98	6.	5	Lyman, Esther R	53	NEM	3:00.43	4.
4	Berg, Sharon J	30	WCM	1:03.41	5.	1	Krauser, June F	59	GOLD	1:27.30	9.
5	Bamber, Linda S	32	FAS2	1:06.46	4.	2	Gruender, Edie	57	ARIZ	1:30.32	7.
6	Hain, Cindy L	32	SMS	1:08.10	3.	3	Dallam, Ann Shenck	55	FORG	1:39.07	6.
7	Harris, Elaine	31	FAS2	1:08.20	2.	4	Hoskinson, Ruth A	56	CLYM	1:56.37	5.
8	Forst-Duke, Linda S	30	BOCA	1:09.16	1.	1	Dunn, Betty C	61	NIAG	1:45.55	9.
9	Kimura, D Kiko	30	PNA	1:09.78		2	Harrison, Kay M	62	HUMU	1:59.47	7.
10	Cayce, Diane P	30	VMST	1:09.93		3	Howell, Jae	63	WCM	2:01.34	6.
11	Garzaniti, Ginny M	34	NFM	1:11.02		4	Bowen, Ellen	61	CLYM	2:42.79	5.
12	Bierwert, Karen	33	NEM	1:11.38		1	Lee, Mimi B	66	DCMS	1:46.18	9.
13	Rust, Catherine M	32	PBCM	1:12.57		2	Hummer, Helen F	67	DCMS	1:53.05	7.
14	Carter, Constance M	33	MICH	1:14.25		3	Baker, Jean C	65	NEM	2:06.14	6.
15	Reiling, Jill A	30	SWOM	1:14.91		4	Schimpf, Kay M	68	SPM	2:06.61	5.
16	Picariello, Jeanne M	33	DCMS	1:15.40		5	Jennings, Miriam C	66	SPM	2:06.91	4.
17	Lynch, Kathy I	30	NEM	1:15.64		6	Walter, Winifred F	65	CLYM	2:29.63	3.
18	Liegey, E Patricia	33	NIAG	1:17.63		7	Bell, Frances	68	CTM	2:39.70	2.
	Spieth, Barbara A	34	GISA	SCRATCH			Reeves, Mary Jane	69	WCM	SCRATCH	
1	Chandler, Susanne E	35	BFYM	1:02.81	9.	1	Durston, Jean D	71	WCM	2:02.84	9.
2	Walsh, Stephanie A	36	NEM	1:04.49	7.	2	Kennedy, Win	73	SPM	2:20.70	7.
3	Johnson, Lucy	38	SCA	1:05.94	6.	3	Anderson, Mildred A	71	LONE	2:22.53	6.
4	McCloskey, Cecilia D	36	FORG	1:08.06	5.		Wentworth, Mary E	70	NEM	SCRATCH	
5	Gettling, Janet	37	SWM	1:09.19	4.	1	Mattila, Elsa P	75	DCMS	2:23.56	9.
6	Rousseau, Sandi	38	OREG	1:10.52	3.	2	Scott, Sally J	78	GOLD	4:25.03	7.
7	Hearn, Jenny M	37	LONE	1:11.22	2.						
8	Wilson, Deborah T	35	-WRM	1:12.09	1.						
9	Polisky, Nancy R	36	VMST	1:13.35							
10	Alpert, Jane F	38	EMPM	1:19.25							
11	Ayers, Cindy	35	LONE	1:20.04							
12	Galiunas, Barbara K	37	LONE	1:31.04							
13	Young, Sandy	38	SCA	1:35.58							
	Torley, Jane M	36	BMSC	SCRATCH							

Men's

100 Yd. Butterfly

Event 18

Fri., May 16

Place	Name	Age	Team	Time	Points	Place	Name	Age	Team	Time	Points
1	Zubero, David L	27	FAS2	0:49.92	9.	7	Dodge, Tim M	25	FAS2	0:53.61	2.
2	Makarczyk, Michael	26	DCMS	0:50.43	7.	8	Lawson, Thomas H	26	FORG	0:53.64	1.
3	Younger, William T	29	STR	0:51.90	6.	9	Antonetz, Andrew S	28	PBCM	0:54.09	
4	Maler, Carl M	26	MIAM	0:53.00	5.	10	Smith, Dirk	25	-WRM	0:54.52	
5	Soltys, Ted J	25	LINC	0:53.43	4.	11	Shore, Joseph E	27	*UA	0:55.51	
6	Obrien, Kerry L	29	WCM	0:53.59	3.	12	Weimerskirch, Kris C	28	BMSC	0:55.61	

Place	Name	Age	Team	Time	Points	Place	Name	Age	Team	Time	Points
13	Grootenhuis, David	25	LINC	0:55.71		1	Burns, Joel J	40	GOLD	0:54.55	9.
14	Johnson, Thomas A	25	SPM	0:56.12		2	Melamed, Avraham	41	EMPM	0:55.65	6.50
15	Corey, Lee R	27	EMPM	0:56.68		3	Lyons, David C	43	DCMS	0:55.65	6.50
16	West, Edward S	28	DCMS	0:57.11		4	Hull, Marty	43	LO	0:55.84	5.
17	Johnson, Robert M	29	SPM	0:57.27		5	Clark, Stephen E	42	TOC	0:57.50	4.
18	Nelson, Gregory L	26	CLYM	0:57.64		6	Abbott, Bill	40	RMM	0:58.06	3.
19	Blommel, Gregory G	26	WMAC	0:58.39		7	Guthrie, Scott	41	*UA	1:00.31	2.
20	Leadbetter, Fred J	26	SPM	0:59.41		8	Coplan, Joseph L	40	CONN	1:00.51	1.
21	Pottenger, Warren T	29	LONE	0:59.51		9	Laux, Michael A	44	CONN	1:00.98	
22	Nolte, Christopher C	29	RMM	0:59.93		10	Van Dyk, Ben R	41	NEM	1:01.07	
23	Baker, Jeffrey G	27	BOLT	1:00.67		11	Spear, Thomas G	43	MICH	1:01.29	
24	Egelseer, Kim R	29	CLYM	1:03.20		12	deBarbadillo, John J	44	EMPM	1:01.43	
25	Ma, Etienne	28	EMPM	1:03.79		13	Bergquist, Kenneth P	41	DCMS	1:01.96	
26	George, Dale W	25	SPM	1:07.13		14	Nielsen, Charles D	40	SMS	1:04.04	
	Tarnapoll, Pete L	29	EMPM	DISQUAL		15	White, Bernard	42	MAC	1:04.63	
	Fields, John A, Jr	29	STR	SCRATCH		16	Fisette, George R	44	CBA	1:06.01	
	Eisenhour, Stephen E	25	NEM	SCRATCH			Grau, Steven D	40	SPM	1:07.71	
	Volpe, Thomas C	28	PBCM	SCRATCH			White, John H	41	*UA	SCRATCH	
	Larue, Steve J	29	LONE	SCRATCH			Green, James M	41	ORM	SCRATCH	
							Alexander, Richard J	42	JERS	SCRATCH	
1	Evans, Clay T	32	SCA	0:50.89	9.		Delong, Gerry	42	GOLD	SCRATCH	
2	Hess, Richard W	31	LONE	0:51.22	7.		Gould, Gary I	40	MICH	SCRATCH	
3	Schuman, R Mark	30	FORG	0:51.88	6.		Hutton, Thomas S	41	PBCM	SCRATCH	
4	Kanamine, Ted S	30	DCMS	0:52.19	5.		Danehy, Edward E	44	LONG	SCRATCH	
5	Montgomery, James P	31	LONE	0:52.92	3.50						
5	Hedrick, Trip	32	LONE	0:52.92	3.50	1	Padovan, Ray	45	LINC	0:56.54	9.
7	Boyd, Thomas C	30	BOCA	0:53.71	2.	2	Bassi, Richard A	45	SMHM	0:59.26	7.
8	Lange, Perry L	30	VMST	0:54.04	1.	3	Winn, Cal	45	GOLD	0:59.27	6.
9	Hague, David	32	LONE	0:54.44		4	Sintz, Peter V	45	DCMS	1:01.01	5.
10	Densmore, James E, Jr	30	DCMS	0:54.54		5	Page, Bill	45	RINC	1:01.63	4.
11	Nelson, Michael A	32	SDSM	0:54.84		6	Fulop, John	45	EMPM	1:02.07	3.
12	Wagner, Don P	32	SWM	0:55.37		7	Leskovitz, Ernie	49	GOLD	1:02.72	2.
13	Buckley, Timothy P	30	MM2	0:55.61		8	Farrell, Jeff	49	SBSC	1:04.15	1.
14	Riley, Pat	30	ARKM	0:55.79		9	Goldstein, Mel E	47	GISA	1:04.67	
15	Levasseur, Daniel C	30	MAC	0:55.82		10	Fasbender, Barry A	48	RINC	1:09.77	
16	Wood, Lawrence W	32	LONE	0:56.09		11	Cheadle, Richard O	48	DCMS	1:11.11	
17	Startzman, Robb	32	PBCM	0:56.23		12	Thornton, George C	46	RMM	1:14.77	
18	Munger, Peter	34	FORG	0:56.31		13	Eberly, John E	48	STR	1:16.31	
19	Carter, Dennis	32	LONE	0:56.42		14	Simon, Ben	48	EMPM	1:16.82	
20	Fleck, Douglas H	32	MAC	0:57.09		15	Graybill, Douglas M	45	BOCA	1:17.46	
21	Knaggs, Richard	32	-CAS	0:57.10		16	Grossmann, Robert L	47	VMST	1:21.85	
22	Di Tolla, Robert J	31	SWM	0:57.56			Steuart, Bill	49	SMHM	SCRATCH	
23	Burley, Mick E	31	MARY	0:57.61			Fleming, David P	45	NEM	SCRATCH	
24	Culhane, John G	30	EMPM	0:57.83			Bender, John T	47	CONN	SCRATCH	
25	Schwarting, Richard A	33	CBA	0:58.24			Culbertson, Samuel A	45	TJC	SCRATCH	
26	Gest, Tom R	34	COL1	0:58.65			Penick, Thomas E, Jr	47	CLYM	SCRATCH	
27	Hice, Randy C	31	MICH	0:59.64							
28	Suttle, Michael	33	SCA	0:59.94		1	Taft, Peter R	50	SCA	1:05.11	9.
29	Maitland, Craig J	30	-WRM	0:59.98		2	Sanquily, Manuel	53	CONN	1:07.80	7.
30	Levine, Steve	30	EMPM	1:00.76		3	Shannon, Larry R	53	SVY	1:07.92	6.
31	Blatt, Michael J	30	SCA	1:01.24		4	De Jesus, Foster W	50	EMPM	1:08.89	5.
32	Sonnier, F Louis	31	LONE	1:02.18		5	Davies, James L	51	ORM	1:09.26	4.
33	Murphy, Brian J	34	SCA	1:02.33		6	Burns, Raymond S	50	SPM	1:09.52	3.
34	Tobias, Robert R	31	BOCA	1:02.69		7	Larsen, Orvel W	53	SCA	1:10.54	2.
35	Letendre, Leo J	33	SLAM	1:02.83		8	Winters, Arthur A	52	CPM	1:11.87	1.
36	Edgell, Don	34	DCMS	1:03.53		9	Lohr, Victor John	53	-SST	1:12.84	
37	Ameden, D Reed	32	CONN	1:03.73		10	Welch, Arthur C	53	SCA	1:13.46	
38	Ebersole, Timothy E	31	JERS	1:04.91			O'Brien, Dennis A	50	RMM	SCRATCH	
39	Peck, Larry, D	32	CFM	1:07.21			Silverstein, Leonard	52	EMPM	SCRATCH	
40	Senneff, Bill	31	NIAG	1:13.03			Rice, Donald M	52	MARY	SCRATCH	
41	Mickunas, Victor H	30	VMST	1:13.59			Wudtke, Donald E	51	TOC	SCRATCH	
42	Harrell, Mark S	33	CLYM	1:17.55							
43	Paterson, Steve	31	BOCA	1:27.21		1	Wilson, Win B	59	NEM	1:06.21	9.
	Martin, Doug	33	ARKM	SCRATCH		2	Hunsicker, Harry B	56	LONE	1:06.32	7.
	Vander Bogart, Kurt M	31	LONE	SCRATCH		3	Allen, Alfonso	56	DCRD	1:07.83	6.
	Ross, Robert J	31	SCA	SCRATCH		4	Emes, Edward L, Jr	57	DCMS	1:10.50	5.
	Madison, Nathaniel M	31	PBCM	SCRATCH		5	Masters, John R	55	LINC	1:10.99	4.
	Kirkland, Robert W	30	BOCA	SCRATCH		6	Torsney, Michael J	56	-BUR	1:16.62	3.
	Orcutt, John D, Jr	34	TJC	SCRATCH		7	Schaefer, Joe W	56	GOLD	1:18.39	2.
	Kavazanjian, Edward	34	EMPM	SCRATCH		8	Lustig, George A	56	GOLD	1:21.61	1.
	Stevens, Craig W	33	FORG	SCRATCH		9	Prazer, Stan J	58	WPEN	1:23.25	
						10	Holmes, Loring E	57	GOLD	1:29.41	
1	Schlicher, Fred J	37	NEM	0:53.16	9.						
2	Boster, Steve	35	LONE	0:54.73	7.						
3	Mehl, Don	35	*UA	0:55.97	6.	1	Katz, Irving M	62	NEM	1:11.05	9.
4	Riker, Phil	39	FAS2	0:56.00	5.	2	Kurtzman, Joseph L	60	CHA	1:11.25	7.
5	LaMontagne, James H	37	BOCA	0:56.13	4.	3	Woods, John M	62	DCMS	1:15.54	6.
6	Levinson, David A	36	RINC	0:56.21	3.	4	Najera, Contreras F	63	-AMA	1:21.80	5.
7	Forshey, Fred M	37	MARY	0:56.42	2.	5	Kelley, Art	60	SLAM	1:22.24	4.
8	Ralph, Thomas J	36	NIAG	0:56.67	1.	6	Papp, Balint	64	SMS	1:28.44	3.
9	Chase, Larry A	37	OREG	0:56.85		7	Dippy, Theodore A	60	CFM	1:30.65	2.
10	Kolonkowski, Bob	38	EMPM	0:58.16		8	Brainin, Abrasha	63	SPM	1:41.69	1.
11	Radimer, John W	36	VERM	0:58.27			Barret, Saul	60	*UA	SCRATCH	
12	Eller, Jay	36	MARY	0:58.99			Cowling, Bob	63	LONE	SCRATCH	
13	Brannen, Skip S	36	STR	0:59.34							
14	Ross, William A	37	EMPM	0:59.36		1	Crews, John P	66	ORM	1:14.34	9.
15	Chelckis, Richard L	39	PBCM	1:00.35		2	Krup, Paul	68	OHIO	1:19.95	7.
16	Menard, Roger E	36	NEM	1:00.43		3	Bricker, John F	65	*UA	1:25.52	6.
17	O'Brien, Peter V	36	-WRM	1:00.62		4	Crago, Paul C	65	OHIO	1:28.84	5.
18	Hart, Richard D	39	NEM	1:00.84		5	Guido, Richard J	68	EMPM	1:30.45	4.
19	Elton, John A	35	NIAG	1:01.56		6	Schaeffer, Cal	68	MIDA	1:30.70	3.
20	Highley, Steven R	39	BMSC	1:02.69		7	Uhrich, Bill	65	SPM	1:31.87	2.
21	Sesler, Richard G	37	LONE	1:02.79		8	Morse, Robert K	66	LINC	1:47.82	1.
22	Mullon, Chris	38	GOLD	1:03.00							
23	Hutton, Jerry R	39	PBCM	1:04.27		1	Grant, William H	72	SLAM	1:32.41	9.
24	Jorn, William F	36	LONG	1:05.40		2	Jennings, Eugene	71	SPM	1:36.91	7.
25	Maier, Joseph A, Jr	37	FORG	1:05.81		3	Offner, Mike	71	BOLT	1:40.74	6.
26	Miller, Edward W	36	STR	1:07.55		4	Wulff, Otto H	73	IRCC	1:50.74	5.
27	Rumberger, Wilson J	35	SWIM	1:08.79		5	Donovan, Jerry T	72	LINC	1:56.50	4.
28	Warthen, Vaughn J	35	SPM	1:11.75							
29	Gibbs, Patrick T	39	BOCA	1:15.85		1	Coon, Jesse B	75	LONE	1:41.80	9.
	Glenn, Bradford K	37	MM2	SCRATCH		2	Stinson, Bill	77	SPM	1:48.03	7.
	Prins, Peter E	37	MIAM	SCRATCH		3	Hale, Ernest	75	SCA	2:17.90	6.
	Sheehe, Phillip J	37	GOLD	SCRATCH							
	O'Brien, Edward F	37	OMAH	SCRATCH							
	Margolis, Herbert M	37	BOCA	SCRATCH							



FOR **10** *YEARS WE'VE
BROUGHT YOU:*

- **FACTORY-DIRECT,
LOW PRICES ON
SWIMWEAR
AND ACCESSORIES!**
- **LARGE INVENTORY ON 30
DIFFERENT TEAM COLORS!**
- **FAST DELIVERY!**

*NOW—WE ADD
PERSONAL SERVICE
FOR TEAMS!*

DEBORAH WALKER

Exclusive area dealer of
THE FINALS



813-346-1902

7223 Turnstone Road
Sarasota, Florida 34242

Women's

50 Yd. Backstroke

Event 19

Fri., May 16

Place	Name	Age	Team	Time	Points	Place	Name	Age	Team	Time	Points
1	Moran, Patricia W	26	CHA	0:28.65	9.	11	Reed, Judy	42	RMM	0:37.60	
2	Burk, Monica M	25	LONE	0:29.08	7.	12	Pluyers, Cassandra	40	CLYM	0:50.18	
3	Falls, Michele D	28	TJC	0:29.51	6.		Welsh, Kathleen	44	BOCA	SCRATCH	
4	Palker, Mary Ellen B	27	STR	0:30.17	5.	1	Griffin, Lucille S	47	VMST	0:35.00	9.
5	Test, Bettina P	28	NEM	0:30.38	4.	2	Rademaker, Sperry J	46	TAM	0:36.26	7.
6	Luebbert, Jeanne M	26	GNV	0:30.54	3.	3	Konig, Angela	48	TIGR	0:36.90	6.
7	Engelhardt, Carol R	25	PBCM	0:30.68	2.	4	Odlum, Jacqueline A	46	-SA	0:37.81	5.
8	Greene, Whitley R	26	GAKW	0:31.20	1.	5	Land, Margaret C	49	MIDA	0:38.06	4.
9	Nixon, Heather L	26	FAS2	0:31.28		6	McCranels, Joann H	46	PBCM	0:39.47	3.
10	Welch, Denise A	26	LONE	0:31.91		7	Beattie, Ernestine J	49	CFM	0:42.06	2.
11	Kaleel, Laura L	25	SPM	0:31.94		8	Gates, Dorothy F	49	DCMS	0:42.65	1.
12	Massie, Debbie D	28	GOLD	0:31.99		9	Rossi, Clarice M	48	LINC	0:44.94	
13	Currier, Robin	25	SWH	0:33.08			Larsen, Millicent B	46	GCM	SCRATCH	
14	Gosda, Pamela J	26	GAKW	0:33.45		1	Kirby, Elizabeth A	53	NFM	0:37.38	9.
15	De Herder, Elizabeth A	27	STR	0:34.43		2	Wilson, Connie A	51	OREG	0:38.25	7.
16	Meyer, Salley E	26	NFM	0:36.04		3	Robbins, Suzanne E	52	OKMS	0:39.50	6.
17	Miller, Norma E	27	FAS2	0:36.44		4	Deasy, Blanche D	50	MIDA	0:40.10	5.
18	Murphy, Kimberly E	26	NEM	0:36.46		5	Perry, Vel	52	OKMS	0:40.42	4.
19	Phillips, Nancy H	25	FAS2	0:36.69		6	Campbell, Shirley M	50	SPM	0:40.83	3.
20	Smith, Shelley	27	LONE	0:39.03		7	Evans, Barbara C	51	FAS2	0:41.11	2.
21	Green, Pamela P	29	IRCC	0:50.81		8	Holliday, Scottie	52	SMS	0:41.35	1.
	Cushman, Ellen W	26	PBCM	SCRATCH		9	Galvin, Joan M	54	CLYM	0:44.49	
						10	Pitts, Betty B	54	EMPM	0:44.51	
1	Neill, Kathy H	31	WCM	0:29.34	9.	11	Berquist, Ann C	52	NEM	0:48.16	
2	Skiff, Susan K	31	DCMS	0:30.33	7.	12	Nellen, Maxine H	53	EMPM	0:53.02	
3	Farnsworth, Karen L	30	EMPM	0:30.75	6.	13	Greer, Sandra S	51	LAKE	1:01.61	
4	Shigaki-Iwamoto Carole	30	SCA	0:31.49	5.	1	Timmins, Margaret I	56	GOLD	0:38.15	9.
5	Pesavento, Janet E	34	CHA	0:31.64	4.	2	Martin, Marjorie	57	NEM	0:40.45	7.
6	Walker, Deborah W	34	SMS	0:32.00	3.	3	Mullins, Mary Jane	55	LAKE	0:45.68	6.
7	Worthen, Kimberly B	30	SCA	0:32.38	2.	4	Heigham, Katharine L	57	NEM	0:47.99	5.
8	Steadman-Martin, Nancy J	31	JERS	0:33.36	1.	5	Kendall, Phyllis H	59	*UA	1:25.42	4.
9	Garzaniti, Ginny M	34	NFM	0:33.56		1	Steadman, Doris E	61	JERS	0:37.38	9.
10	McNamara, Katie A	31	CHA	0:33.69		2	Christian, Betty	64	MOVY	0:40.96	7.
11	Hain, Cindy L	32	SMS	0:34.02		3	Phillips, Nancy C	64	CONN	0:44.60	6.
12	Smith, Gwen B	34	SPM	0:34.41		4	Morrish, Julia A	62	PNA	0:47.08	5.
13	Lebeau, Lucy B	30	LONE	0:34.53		5	Welles, Ellen M	62	RAMA	0:48.27	4.
14	Hemsley, Karen A	32	CFM	0:34.87		6	Miller, Emily G	61	JAX	0:49.56	3.
15	Haffey, Patricia A	34	DCMS	0:35.26		7	Graham, Rhea B	62	SCC	0:52.35	2.
16	Morrison-Casey, Lynn A	32	LONE	0:35.37		8	Newman, Marjorie R	62	IRCC	1:01.07	1.
17	Dowlen, Mary M	30	CHA	0:35.59		9	Castroverde, Lourdes B	60	DLSC	1:04.00	
18	Baxter, Sandra L	31	STR	0:36.60		10	McCormack, Betty	61	NM	1:11.37	
19	Potter, Laurie A	34	LINC	0:37.09		11	Melick, Florence B	64	MIDA	1:15.91	
20	Hanson, Melissa C	33	LONE	0:37.27			Sagasti, Elsa H	64	DCMS	SCRATCH	
21	Reierson, Mary G	34	LONE	0:37.71			Webster, Evelyn H	64	CMSA	SCRATCH	
22	Grossman, Gail L	31	MIAM	0:38.18		1	Kelley, Louise	68	LINC	0:44.51	9.
23	Boughan, Constance M	34	GAKW	0:38.99		2	Zint, Gertrud J	68	NM	0:46.31	7.
24	Belford, Marsha	30	EMPM	0:43.02		3	Hummer, Helen F	67	DCMS	0:46.44	6.
25	Stropes, Joann L	34	LONE	0:47.37		4	Hoffrichter, Norma G	67	ARKM	0:48.77	5.
26	Perkins, Cynthia L	32	LAAC	0:47.52		5	Baker, Jean C	65	NEM	0:51.89	4.
	Kryka, Nancy L	31	MN	SCRATCH		6	Joy, Sally	69	SSUM	0:52.14	3.
	Holmes, Constance M	33	PBCM	SCRATCH		7	Parnell, Martha A	66	CFM	0:54.09	2.
1	Dick, Brooke	36	SCCM	0:30.52	9.	8	Davenport, Julia E	67	*UA	0:54.30	1.
2	Schmidt, Jonelle G	35	SWH	0:33.65	7.	9	Murphy, Lorraine E	67	DCMS	0:56.85	
3	Belford, Judy D	36	OREG	0:33.76	6.	10	Andersen, Laverne J	67	ARKM	0:57.26	
4	Parker, Mary K	38	DCMS	0:35.60	5.	11	Eibl, Anneliese	66	MCCM	0:59.06	
5	Blake, Joey H	35	LAKE	0:37.27	4.	12	Cooper, Virginia A	68	SPM	0:59.83	
6	Davidson, Judy	37	-EOM	0:37.79	3.	13	Raymond, Roby	66	CONN	1:02.53	
7	Barker, Mary E	36	SPM	0:38.49	2.	1	Lathram, Mary M	70	DCMS	0:53.41	9.
8	Howard, Fannie H	36	IRCC	0:42.04	1.	2	Marsh, Susan	72	RMM	0:59.23	7.
9	Barnes, Carey A	39	SMS	0:48.34		3	Kelleher, Marie K	73	VMST	1:01.85	6.
10	McBugh, Judith H	37	LONE	0:49.61		4	Chenaux, Jean K	72	-CCC	1:02.16	5.
11	Nilson, Linda A	38	SMS	0:51.24		5	Hupp, Millie L	70	CFM	1:12.53	4.
12	McDermott, Susan B	35	CONN	0:51.86		6	Cahill, Helen P	70	MARY	1:13.38	3.
	Corman, Julie A	37	PNA	SCRATCH		7	Riordan, F Dorothy	74	LAKE	1:19.69	2.
	Donnelly, Jerianne M	36	CONN	SCRATCH		1	Scott, Sally J	78	GOLD	1:06.21	9.
	Nighswonger, Diana M	38	BSCM	SCRATCH		2	Switzer, Ruth D	78	SMS	1:18.50	7.
	Dorney, Donna J	39	GOLD	SCRATCH			Schultz, Evelyn D	75	SPM	SCRATCH	
1	Chidester, Carol	41	CHES	0:32.13	9.	1	McKechnie, Marian B	81	SPM	1:05.10	9.
2	Herrington, Sue R	40	DCMS	0:33.71	7.	2	Bauscher, Anna	83	MIDA	1:17.60	7.
3	Brand, Jan M	40	DCMS	0:34.59	6.	1	Peckham, Ella	87	WCM	1:21.95	9.
4	Berry, Linda L	40	-ATB	0:35.09	5.						
5	Pierson, Ginger L	40	OREG	0:35.42	3.50						
5	Cranmer, Richalie	40	RMM	0:35.42	3.50						
7	Kirkendall, Nancy J	43	DCMS	0:35.49	2.						
8	Pohlmann, Mary M	41	LINC	0:36.08	1.						
9	Sherman, Mary-Pat	43	TAM	0:36.49							
10	Durrant, Betsy	44	VMST	0:37.17							

Men's

50 Yd. Backstroke

Event 20

Fri., May 16

Place	Name	Age	Team	Time	Points	Place	Name	Age	Team	Time	Points
1	Dardaris, Peter J	27	FORG	0:24.60	9.	15	Hickey, Ken R	40	AS	0:32.43	
2	Nevill, Gary S	27	LAAC	0:25.55	7.	16	Myerberg, Jim	44	DCMS	0:32.58	
3	Younger, William T	29	STR	0:25.89	6.	17	Jeane, Michael L	40	LONE	0:34.97	
4	Atwater, Chris	28	GAKW	0:26.07	5.	18	Howell, Lanny	40	-WRM	0:37.50	
5	Orton, Ted R	29	CLYM	0:26.39	4.	19	Roberge, Thomas C	41	SPM	0:40.51	
6	Schaffer, Stephen A	29	SWM	0:26.63	3.		Mannikko, Joseph L	41	MCM1	SCRATCH	
7	Koch, Jay R	28	*UA	0:26.82	2.		Szigeti, Andrew	42	NM	SCRATCH	
8	Keeler, William H	29	SPM	0:27.14	1.		Cannon, David R	43	LAKE	SCRATCH	
9	Gall, Daniel R	25	*UA	0:27.38			Donohoe, James D	42	OHIO	SCRATCH	
10	Petry, J Mark	29	LAKE	0:27.85			Rudd, James A	40	-PR	SCRATCH	
11	Domino, Laurence J	28	LONE	0:30.13			Bilskie, Robert J	40	NM	SCRATCH	
12	Griffiths, Dale A	28	BMSC	0:31.93		1	Smith, Arthur C, III	46	DCMS	0:28.66	9.
13	Eliason, George T	28	SPM	0:32.10		2	Winn, Cal	45	GOLD	0:29.41	7.
14	Salatino, Carl J	27	NIAG	0:32.85		3	Gentry, Charles J	49	GAKW	0:29.88	6.
	Ballard, James F	28	*UA	SCRATCH		4	Schmid, Jon C	45	PBCM	0:30.19	5.
	Ramirez, Robin	27	FAS2	SCRATCH		5	Bechtel, Charles G	48	DCMS	0:30.54	4.
	Rudisill, James J	28	FORG	SCRATCH		6	Ruggie, William H	49	CLYM	0:30.94	3.
	Mortensen, Viggo P	27	EMPM	SCRATCH		7	Riggs, William M	45	MN	0:31.97	2.
	Schalla, Garry G	27	WMAC	SCRATCH		8	Johnson, Alan T	48	NEM	0:31.98	1.
	Good, Jeffrey A	27	SPM	SCRATCH		9	Rosen, Harris	46	CFM	0:32.29	
1	Wolf, Thomas C	31	DCMS	0:24.69	9.	10	Graybill, Douglas M	45	BOCA	0:33.52	
2	Lange, Perry L	30	VMST	0:25.79	7.	11	Herrera, Mario	48	-AMA	0:33.97	
3	Barton, Thomas R	30	LONE	0:26.00	6.	12	Hay, Richard I	49	DCMS	0:35.81	
4	Caldwell, John C	30	GLTM	0:26.44	5.	13	Eberly, John E	48	STR	0:36.17	
5	Marvin, Stuart J	30	GOLD	0:26.48	4.		Borde, Gordon	47	-CAS	SCRATCH	
6	Pisette, Jay N	30	DCMS	0:26.62	3.		Sauers, Harry L	47	CLYM	SCRATCH	
7	Sarratt, Richard S	30	CHA	0:27.26	2.	1	Brown, Don L	52	WCM	0:29.14	9.
8	Witek, William H	30	MICH	0:27.82	1.	2	Beattie, Jack R	51	CFM	0:29.38	7.
9	Drysdale, Gordon T	30	CFM	0:27.91		3	Clayson, D Barr	50	NEM	0:30.04	6.
10	Siggs, Richard H	34	SWIM	0:27.94		4	Bohan, James C	50	TOC	0:30.14	5.
11	Crooks, Glenn P	33	GAKW	0:27.97		5	Coxon, Al	50	OKMS	0:30.53	4.
12	Farmer, Dave A	34	-CAS	0:28.15		6	Kaufmann, Joey	51	-CAS	0:30.68	3.
13	Startzman, Robb	32	PBCM	0:28.38		7	George, John H	50	OKMS	0:31.65	2.
14	Darling, Michael B	32	SCMS	0:28.59		8	Read, Donald A	51	NEM	0:32.31	1.
15	Fisher, Kevin	31	NEM	0:28.63		9	Van Helsdingen, Mel	52	OKMS	0:32.59	
16	Nyman, Larry C	32	MN	0:28.74		10	Larsen, Orvel W	53	SCA	0:33.05	
17	Tobias, Robert R	31	BOCA	0:29.23		11	Britton, Bill W	50	OHIO	0:33.24	
18	Weinkle, Andrew S	31	GOLD	0:29.27		12	Maronick, Gregory D	51	*UA	0:33.69	
19	Vogel, Mark G	32	SWM	0:29.80		13	Coulter, Robert G	53	SMS	0:34.48	
20	Hagen, James R	33	PBCM	0:29.90		14	Donner, Gene J	54	NIAG	0:36.81	
21	Levine, Steve	30	EMPM	0:31.05		15	Drobner, Sherwin	52	BM	0:41.51	
22	Palker, Jeffrey J	30	STR	0:31.80		16	Carter, Bill	51	LPYM	0:42.89	
23	Dunne, Patrick J	31	LONE	0:33.15			Cambron, Charles Robert	54	IRCC	SCRATCH	
24	Clevenger, Greg	32	MOVY	0:34.74		1	Bennett, Richard L	55	RINC	0:31.31	9.
25	Leverone, Michael E	30	LONE	0:38.80		2	Wolf, Rube, Jr	59	SCA	0:32.03	7.
26	Farrar, Doug	31	LONE	0:52.16		3	Foster, Maurice	55	-CAS	0:33.93	6.
	Solari, Chael	30	DLSC	SCRATCH		4	Sullivan, Forrest M	56	VMST	0:34.13	5.
	Hummer, Steve	30	CFM	SCRATCH		5	Cunney, Gene G	58	SMS	0:35.62	4.
	Briggs, David A	33	STR	SCRATCH		6	Gardner, Wayne	58	GOLD	0:36.26	3.
	McNeely, William C, Jr	33	IRCC	SCRATCH		7	Hulme, Ernie	57	NEM	0:36.29	2.
1	O'Keefe, Peter R	35	SCA	0:25.40	9.	8	Friedland, Arthur S	56	SPM	0:36.45	1.
2	Tingley, William C	35	LAKE	0:26.51	7.	9	Duffy, John H	55	CONN	0:38.06	
3	Bober, Richard S	35	MAC	0:26.52	6.	10	Kanamine, Theodore S	56	DCMS	0:38.68	
4	Lorge, Frank E	35	ARKM	0:26.93	5.	11	Eckert, Alan C	55	BMSC	0:49.84	
5	Dorney, William A	38	BBB	0:27.20	4.	12	Randall, Charles	57	SMS	1:02.29	
6	O'Brien, Peter V	36	-WRM	0:27.28	3.		Richards, Ed	57	FORG	SCRATCH	
7	Mehl, Don	35	*UA	0:27.96	2.		Hauck, Harry E	57	-PR	SCRATCH	
8	Warner, Frank	37	OREG	0:28.27	1.	1	Hutinger, Paul	61	LINC	0:30.93	9.
9	Jones, Michael E	35	NEM	0:28.51		2	Gandsey, George E	62	LINC	0:34.11	7.
10	Brannen, Skip S	36	STR	0:28.84		3	Preble, Robert C, Jr	63	LINC	0:34.34	6.
11	Gibbs, Peter W	38	-CAS	0:28.87		4	Holmes, Rogers B	64	JAX	0:35.78	5.
12	Barden, Mike	37	BOCA	0:29.06		5	Leadbetter, Gordon R	60	SPM	0:37.10	4.
13	Frisch, David J	37	FORG	0:29.15		6	Acenbrack, Donald P	60	CLYM	0:38.04	3.
14	Wilson, Peter W	37	LAAC	0:30.42		7	Melick, George F	61	MIDA	0:39.01	2.
15	Patton, Chuck L	35	PBCM	0:30.42		8	Cranch, John E	63	NIAG	0:39.96	1.
16	Slama, Robert P	35	BOCA	0:31.62		9	Briesemeister, Richard E	60	EMPM	0:41.44	
17	Miller, James W	35	VMST	0:31.62		10	Forbes, James R	60	EMPM	0:42.05	
18	Slattery, Eugene	35	SMS	0:31.82		11	Simpson, Russell	62	-ATB	0:42.39	
19	Wittman, Art	35	GOLD	0:32.07		12	Walker, W Jason	62	SCA	0:50.09	
	Brubaker, Karl J	35	TJC	SCRATCH			Patton, Robert S	64	SPM	SCRATCH	
	Huerta, Salvador L	36	-AMA	SCRATCH		1	Molvie, Bill	67	SPM	0:35.09	9.
	Kenning, John G	36	BOCA	SCRATCH		2	Yamamoto, Beans Hiroshi	69	RHM	0:35.19	7.
	Stine, James R	35	CLYM	SCRATCH		3	Milson, Patrick S	67	-UTM	0:35.69	6.
	Schminke, Dave W	36	*UA	SCRATCH		4	Bricker, John P	65	*UA	0:36.10	5.
	Tietze, Paul E	35	CTM	SCRATCH		5	Forest, Herman S	65	NIAG	0:37.59	4.
	Miller, Edward W	36	STR	SCRATCH		6	Pearson, Whitney L	65	*UA	0:38.50	3.
	Marble, David H	39	BOCA	SCRATCH		7	Green, James A	67	MICH	0:39.47	2.
	Wagner, Eric J	35	-PR	SCRATCH		8	Wiley, Scroggie	65	DCMS	0:39.85	1.
1	Smith, Robert S	42	OREG	0:26.26	9.	9	Weatherhead, Albert H.P.	67	-CAS	0:42.75	
2	Burns, Richard	42	TAM	0:27.35	7.	10	Hirsch, Rudolph	68	BM	0:45.08	
3	Gray, Edward K	40	MICH	0:27.64	6.	11	Hoffrichter, Wally B	69	LONE	0:47.48	
4	Welty, Bob	41	LONE	0:27.80	5.	12	Struthers, William H	68	JERS	0:49.06	
5	Goff, George V	41	FCST	0:28.78	4.	13	Saperstein, Sidney A	69	DCMS	1:05.79	
6	Gibbs, Christopher Mark	41	-CAS	0:29.34	3.	1	Shea, Edward J	71	LINC	0:35.16	9.
7	Alexander, Richard J	42	JERS	0:29.36	2.	2	Rowan, David J	72	MIDA	0:38.03	7.
8	Galine, Donald L	40	SMMH	0:29.57	1.	3	Malbrough, David J	73	LINC	0:41.03	6.
9	Cutler, Fred G	40	LONE	0:30.20		4	Jennings, Eugene	71	SPM	0:41.44	5.
10	Gill, Stephen T	42	PBCM	0:30.32		5	Keefe, John J, Jr	71	EMPM	0:44.70	4.
11	Davenport, Richard C	40	LINC	0:30.85		6	Anderson, Hamilton H	72	LONE	0:45.68	3.
12	Abramson, Richard S	40	EMPM	0:31.31							
13	Gosse, Steve C	41	-WRM	0:31.39							
14	Tulenko, Tom	43	FORG	0:31.84							

Place	Name	Age	Team	Time	Points	Place	Name	Age	Team	Time	Points
7	Davenport, Richard, B	71	*UA	0:48.89	2.	5	Briscoe, Earnest H	79	SPM	1:01.42	4.
8	Miller, Francis J	73	DCMS	0:54.15	1.		Williams, John H	75	*UA	SCRATCH	
9	Raymond, Harry C	73	CONN	1:48.02		1	Vogt, Maxwell	81	JERS	0:49.61	9.
	Mackey, William H	70	SPM	SCRATCH		2	Jurczyk, Peter	80	IRCC	0:51.51	7.
	Sachs, Allan E	73	PNA	SCRATCH		3	Cureton, Thomas R	84	LINC	0:52.42	6.
1	Starr, Lee L	77	ARIZ	0:43.22	9.	4	Loeffler, Sig	80	NMM	59:50.00	5.
2	McAfee, David H	76	DCMS	0:47.75	7.		McGuire, John A	82	SPM	SCRATCH	
3	Doerffel, George A	76	MIDA	0:48.40	6.	1	Lopez, Tony	86	EMPM	1:20.28	9.
4	Share, William L	77	NMM	0:53.17	5.						

Women's

100 Yd. Freestyle

Event 21

Fri., May 16

Place	Name	Age	Team	Time	Points	Place	Name	Age	Team	Time	Points
1	Seaman, Rosemarie J	28	CFM	0:53.52	9.	1	Johnson, Lucy	38	SCA	0:58.33	9.
2	Kattermann, Judith A	27	SCA	0:54.56	7.	2	Iannacone, Charlotte H	38	GAKW	0:58.70	7.
3	Wettach, Gayle	29	NEM	0:55.30	6.	3	Dick, Brooke	36	SCCM	0:58.75	6.
4	Burk, Monica M	25	LONE	0:55.87	5.	4	Bare, Fran E	35	EMPM	0:58.97	5.
5	Betts, Nancy R	29	SWIM	0:55.95	4.	5	Page, Anne M	38	NEM	1:01.30	4.
6	Crowder, Barbara W	28	NEM	0:56.35	3.	6	Tendy, Sue M	37	NEM	1:01.52	3.
7	Neville, Cathy V	28	SDSM	0:56.53	2.	7	Rague, Suzanne L	35	EMPM	1:02.10	2.
8	Karageorges, Katherine M	27	BOCA	0:57.13	1.	8	Farrar, Kate J	35	GAKW	1:02.35	1.
9	Moran, Patricia W	26	CHA	0:57.45		9	Rousseau, Sandi	38	OREG	1:04.42	
10	Welch, Denise A	26	LONE	0:57.47		10	Ayers, Cindy	35	LONE	1:05.28	
11	Nixon, Heather L	26	FAS2	0:57.99		11	Ashworth, Trudy S	39	LONE	1:12.88	
12	Greene, Whitley R	26	GAKW	0:58.21		12	Thomas, Carol A	35	FAS2	1:13.44	
13	Callahan, Anita M	28	DCMS	0:58.38		13	Meck, Constance L	35	DCMS	1:13.45	
14	Hamp, Paula J	26	OMAS	0:58.49		14	Davidson, Judy	37	-EOM	1:13.97	
15	Engelhardt, Carol R	25	PBCM	0:58.93		15	Potter, Penny M	38	CFM	1:14.11	
16	Walker, Anita M	29	OKMS	0:59.02		16	Levickas, Susan M	38	MARY	1:14.49	
17	Palker, Mary Ellen B	27	STR	1:00.22		17	Eisen, Susan H	36	FAS2	1:19.41	
18	Hanisch, Jeanne M	25	SLAM	1:00.56		18	Barnes, Carey A	39	SMS	1:29.94	
19	Nolte, Susan D	25	RMM	1:01.09		19	McHugh, Judith H	37	LONE	1:31.49	
19	Currier, Robin	25	SWM	1:01.09		20	Nilson, Linda A	38	SMS	1:55.10	
21	O'Brien, Shannon W	26	CHA	1:01.65			Donnelly, Jerianne M	36	CONN	DISQUAL	
22	Meyer, Salley E	26	NFM	1:01.68			Zimmet, Christine	38	EMPM	SCRATCH	
23	Gosda, Pamela J	26	GAKW	1:02.45			Corman, Julie A	37	PNA	SCRATCH	
24	Phillips, Nancy H	25	FAS2	1:04.11			Herron, Judie S	36	ORM	SCRATCH	
25	Narcowich, Theodora F	28	BOCA	1:04.54			Nighswonger, Diana M	38	BSCM	SCRATCH	
26	Smith, Shelley	27	LONE	1:07.92			Brooks, Anita L	38	CLYM	SCRATCH	
27	Miller, Norma E	27	FAS2	1:08.55							
28	Baer Glance, Robin G	28	BOCA	1:12.39		1	Todd, Diana F	42	SCA	0:57.39	9.
29	Wisotzke, Nancy J	28	NEM	1:14.00		2	Ridout, Nancy J	44	TAM	0:58.94	7.
30	Wilicki, Audrey J	25	SLAM	1:14.72		3	Anderson, Pamela B	42	WNAC	1:02.00	6.
31	Koesters, Peggy	28	MARY	1:27.67		4	Harrington, Sue R	40	DCMS	1:02.56	5.
	Falls, Michele D	28	TJC	SCRATCH		5	Reed, Judy	42	RMM	1:04.03	4.
	Laing, Leslie A	26	NAC	SCRATCH		6	Lumplin, Marilyn E	42	MARY	1:05.63	2.50
	Nichols, Patricia L	27	RAMA	SCRATCH		6	Svanson, Ann Vollmer	40	DCMS	1:05.63	2.50
	Murphy, Kimberly E	26	NEM	SCRATCH		8	Kirkendall, Nancy J	43	DCMS	1:06.56	1.
	Eckert, Cynthia L	27	BMSC	SCRATCH		9	Blass, Marilyn J	40	ALMA	1:07.02	
	Scher, Deirdre E	28	EMPM	SCRATCH		10	David, Irene M	42	LINC	1:07.72	
	Stewart, Victoria A	26	BOCA	SCRATCH		11	Weed, Susan T	41	VERM	1:09.26	
	Koepf, Barbara A	29	CLYM	SCRATCH		12	Buccino, Victoria M	40	BOLT	1:09.34	
	Nichols, Margaret M	29	MARY	SCRATCH		13	Walther, Lynne L	43	VERM	1:11.47	
1	Hirsty, Jacki	33	DCMS	0:53.01	9.	14	Shotts, Kathie A	40	RMM	1:11.50	
2	Neill, Kathy H	31	WCM	0:55.92	7.	15	Sherman, Mary-Pat	43	TAM	1:15.46	
3	Morrison-Casey, Lynn A	32	LONE	0:56.31	6.	16	Sachs, Sara J	40	SWOM	1:15.51	
4	Stecker, Leslie R	30	NEM	0:57.79	5.	17	Winings, Elizabeth H	40	MIDA	1:15.52	
5	Berg, Sharon J	30	WCM	0:58.20	4.	18	Sanford, Margaret A	43	SMS	1:16.58	
6	Harris, Elaine	31	FAS2	0:58.60	3.	19	Pluyers, Cassandra	40	CLYM	1:32.16	
7	Priestley, Jackie A	31	TJC	0:58.98	2.	20	Trevison, Eleanor	43	JERS	1:34.76	
8	Melick, Judith E	31	NEM	1:00.52	1.	21	Smith, Marilyn Z	40	ALMA	1:42.42	
9	Shaffer, Karen B	31	DCMS	1:00.59			Shockro, Ellen K	43	CPM	SCRATCH	
10	Bamber, Linda S	32	FAS2	1:00.62			Welsh, Kathleen	44	BOCA	SCRATCH	
11	Kimura, D Riko	30	PNA	1:01.89			Lopez, Georgina P	41	-AMA	SCRATCH	
12	Smith, Gwen B	34	SPM	1:01.93			Valdes, Pamela A	42	BSCM	SCRATCH	
13	Haffey, Patricia A	34	DCMS	1:03.11		1	Weir, Lynne B	45	MICH	1:00.73	9.
14	Baxter, Sandra L	31	STR	1:03.30		2	Roepke, Elizabeth L	45	SMMM	1:01.45	7.
15	Lebeau, Lucy B	30	LONE	1:03.63		3	Jeter, Joan	46	SCA	1:05.60	6.
16	Morrison, Robin L	34	EMPM	1:04.20		4	Jenkins, Charlotte	47	TAM	1:06.03	5.
17	Sullivan, Shannon C	31	*UA	1:04.36		5	Konig, Angela	48	TIGR	1:06.52	4.
18	Storey, Trudy J	31	LONE	1:04.44		6	Blake, Susan L	47	NEM	1:07.53	3.
19	Allen, Anita A	32	BOCA	1:04.70		7	Breaux, Laura L	45	RRML	1:09.12	2.
20	Liegey, E Patricia	33	NIAG	1:04.93		8	Zaremski, Barbara M	48	RMM	1:09.44	1.
21	Montgomery, Diane M	32	LONE	1:04.99		9	Klein, Lin	46	MIDA	1:14.07	
22	Reiling, Jill A	30	SWOM	1:06.01		10	Gates, Dorothy F	49	DCMS	1:19.22	
23	Lynch, Kathy I	30	NEM	1:06.69		11	McCranels, Joann H	46	PBCM	1:20.61	
24	Preis, Deborah A	32	LONE	1:06.72		12	Cattarin, Sandy B	46	LONE	1:25.46	
25	Hanson, Melissa C	33	LONE	1:06.79			Le Maire, Anne M	49	GOLD	SCRATCH	
26	Reierson, Mary G	34	LONE	1:08.22		1	Bruner, Jayne	52	DCMS	1:01.58	9.
27	Hain, Cindy L	32	SMS	1:09.42		2	Correa, Junita	50	PNA	1:03.39	7.
28	Spieth, Barbara A	34	GISA	1:11.21		3	Ray, Ann J	52	SMMM	1:08.67	6.
29	Hathaway, Pamela P	30	LAAC	1:14.59		4	Brey, Betty M	54	DCMS	1:11.88	5.
30	Belford, Marsha	30	EMPM	1:16.59		5	Perry, Vel	52	OKMS	1:14.89	4.
31	Agnew, Carol L	31	BOCA	1:18.61		6	Ferguson, Carol C	54	LAKE	1:18.75	3.
32	Stropes, Joann L	34	LONE	1:25.49		7	Berquist, Ann C	52	NEM	1:20.24	2.
33	Perkins, Cynthia L	32	LAAC	1:36.61		8	Deasy, Blanche D	50	MIDA	1:21.23	1.
34	Repp, Kati	32	FAS2	1:38.36		9	Holliday, Scottie	52	SMS	1:23.35	
	Adams, Marty I	30	WNAC	SCRATCH		10	Graesser, Maureen K	53	NIAG	1:25.41	
	Kryka, Nancy L	31	MN	SCRATCH		11	Nellen, Maxine H	53	EMPM	1:35.70	
	Martz, Katherine S	31	DLSC	SCRATCH		12	Greer, Sandra S	51	LAKE	1:55.97	
	Holmes, Constance M	33	PBCM	SCRATCH			Vijil, Maria R	51	SPM	SCRATCH	
	Packard, Nancy I	32	FAS2	SCRATCH							

Place	Name	Age	Team	Time	Points	Place	Name	Age	Team	Time	Points
12	McCormack, Betty	61	NM	2:11.10		3	Switzer, Ruth D	78	SMS	1:54.72	6.
13	Melick, Florence B	64	MIDA	2:30.64			Schultz, Evelyn D	75	SPM	SCRATCH	
	Webster, Evelyn H	64	CMSA	SCRATCH							
1	Kelley, Louise	68	LINC	1:22.42	9.	1	Reed, Diane	55	NEM	1:09.38	9.
2	Burrill, Billie Ann	65	NEM	1:23.99	7.	2	Timmins, Margaret I	56	GOLD	1:11.92	7.
3	Hoffrichter, Norma G	67	ARKM	1:32.86	6.	3	Martin, Marjorie	57	NEM	1:16.68	6.
4	Kendall, Betty C	65	WMAC	1:33.34	5.	4	Mullins, Mary Jane	55	LAKE	1:31.00	5.
5	Erwin, Rachel M	66	CFM	1:39.13	4.	5	D'Agostino, Irene R	59	NIAG	1:38.16	4.
6	Walter, Winifred F	65	CLYM	1:56.85	3.		Farnsworth, Patricia A	55	EMPM	SCRATCH	
7	Murphy, Lorraine E	67	DCMS	1:57.88	2.	1	Donnelly, Dorothy L	64	CONN	1:09.63	9.
8	Cooper, Virginia A	68	SPM	2:09.06	1.	2	Carr, Florence E	60	SCM	1:12.13	7.
						3	Staige, Phyllis B	62	LONE	1:15.79	6.
1	Clark, Nancy G	71	DCMS	1:27.99	9.	4	Yasek, Alice C	60	EMPM	1:25.38	5.
2	Hubbard, Margaret R	71	*UA	1:36.49	7.	5	Phillips, Nancy C	64	CONN	1:25.64	4.
3	Kelleher, Marie K	73	VMST	1:44.52	6.	6	Watson, Mary Lee	64	NAC	1:26.54	3.
4	Lathram, Mary M	70	DCMS	1:47.69	5.	7	Welles, Ellen M	62	RAMA	1:27.91	2.
5	Kahrs, Geneva G	72	CHA	1:48.08	4.	8	Haupt, Jeanne	62	MIDA	1:28.55	1.
6	Chenau, Jean K	72	-CCC	1:49.50	3.	9	Reynolds, June B	64	TBM	1:33.33	
7	Marsh, Susan	72	RMM	2:01.98	2.	10	Miller, Emily G	61	JAX	1:39.28	
						11	Castroverde, Lourdes B	60	DLSC	2:04.58	
1	Dolce, Julia	76	JERS	1:42.20	9.						
2	Simonton, Anita D	75	BOCA	1:54.33	7.						

Men's

100 Yd. Freestyle

Event 22

Fri., May 16

Place	Name	Age	Team	Time	Points	Place	Name	Age	Team	Time	Points
1	Tudor, John B	28	STR	0:46.56	9.	17	Sarratt, Richard S	30	CHA	0:49.87	
2	Maler, Carl M	26	MIAM	0:47.77	7.	18	Francis, Ben S	30	LBM	0:49.97	
3	Soltys, Ted J	25	LINC	0:48.61	6.	19	Knaggs, Richard	32	-CAS	0:50.23	
4	West, Edward S	28	DCMS	0:48.89	5.	20	Blatt, Michael J	30	SCA	0:50.24	
5	Gall, Daniel R	25	*UA	0:49.00	4.	21	Nyman, Larry C	32	MN	0:50.33	
6	Grootenhuis, David	25	LINC	0:49.15	3.	22	Pleck, Douglas H	32	NAC	0:50.93	
7	Smith, Dirk	25	-WRM	0:49.26	2.	23	Smith, David D	32	GLTM	0:50.95	
8	Strauss, Trip	28	ARKM	0:49.62	1.	24	Caldwell, John C	30	GLTM	0:51.45	
9	Antonetz, Andrew S	28	PBCM	0:49.89		25	Weinkle, Andrew S	31	GOLD	0:51.46	
10	Dodge, Tim M	25	FAS2	0:50.22		26	Di Tolla, Robert J	31	SWM	0:51.92	
11	Burke, Tom J	27	SCA	0:50.23		27	Farmer, Dave A	34	-CAS	0:51.95	
12	Dardaris, Peter J	27	PORG	0:50.24		28	Hunger, Peter	34	PORG	0:51.97	
13	Leadbetter, Fred J	26	SPM	0:50.93		29	Olson, Gil Arthur, Jr	31	CONN	0:52.34	
14	Schlak, Douglas H	29	FLA	0:51.03		30	Ray, Bryan T	32	LINC	0:52.82	
15	Shake, Joe	27	STR	0:51.03		31	Kavazanjian, Edward	34	EMPH	0:53.01	
16	Laiti, Christopher J	25	BMSC	0:51.46		32	Rice, Douglas E	30	EMPM	0:53.37	
17	Maass, Robb R	29	PBCM	0:51.49		33	Maitland, Craig J	30	-WRM	0:53.51	
18	Morgan, Jonathan	29	-CAS	0:51.79		34	Capers, Jim D	34	LONE	0:53.78	
19	Ma, Etienne	28	EMPM	0:51.87		35	Dorsch, James A	30	NIAG	0:53.83	
20	Pottenger, Warren T	29	LONE	0:51.89		36	Lavine, Ted H	30	LONE	0:53.95	
21	Weimerskirch, Kris C	28	BMSC	0:52.31		37	Suttle, Michael	33	SCA	0:54.30	
22	Schaffer, Stephen A	29	SWM	0:52.32		38	Edgell, Don	34	DCMS	0:54.38	
23	Koch, Jay R	28	*UA	0:52.39		39	Sokolow, Steven P	30	EMPM	0:54.66	
24	Casciato, Michael G	25	PORG	0:52.60		40	Davis, Kern M	31	SPM	0:55.59	
25	Laiti, Peter J	27	BMSC	0:52.77		41	Andersen, Allan J	31	PBCM	0:55.68	
26	Nolte, Christopher C	29	RMM	0:52.78		42	Ameden, D Reed	32	CONN	0:55.84	
27	Uhlir, Donald A	28	NEM	0:52.88		43	Maughan, Robert F	33	*UA	0:55.97	
28	Johnson, Robert M	29	SPM	0:53.32		44	Hagen, James R	33	PBCM	0:56.53	
29	Hole, James E	27	BOCA	0:53.37		45	Healy, Kevin H	31	TJC	0:56.91	
30	Walsh, Michael B	27	CHA	0:53.74		46	Trumbull, Stephen C	33	RAMA	0:57.17	
31	Volpe, Thomas C	28	PBCM	0:53.95		47	Gallagher, Thomas M	31	NIAG	0:59.58	
32	Lehner, Kenneth S	28	JERS	0:54.46		48	Harrell, Mark S	33	CLYM	1:00.23	
33	Hangartner, Jeff	28	WMAC	0:54.71		49	Leverone, Michael E	30	LONE	1:03.18	
34	Zarder, Jeff K	26	WMAC	0:54.72		50	Senneff, Bill	31	NIAG	1:03.21	
35	Vianco, Paul T	28	NIAG	0:54.83		51	Paterson, Steve	31	BOCA	1:09.06	
36	Hill, J M	29	*UA	0:55.79		52	Partington, Patrick W	30	PBCM	1:09.36	
37	Griffiths, Dale A	28	BMSC	0:56.49		53	Rutland, Thomas H	32	SPM	1:15.27	
38	Eliason, George T	28	SPM	0:56.64		54	Fazzano, Nicholas G	34	NEM	1:17.34	
39	Egelseer, Kim R	29	CLYM	0:56.84		55	Drummer, Kenneth L	32	TBM	1:24.62	
40	Grande, Michael P	29	CFM	0:59.58			Tuero, Douglass W	30	*UA	SCRATCH	
	Ramirez, Robin	27	FAS2	SCRATCH			Martin, Doug	33	ARKM	SCRATCH	
	Johnson, Eric	27	MID	SCRATCH			Hedberg, Stephen	33	SWM	SCRATCH	
	Fields, John A, Jr	29	STR	SCRATCH			Stevens, Craig W	33	PORG	SCRATCH	
	Ballard, James P	28	*UA	SCRATCH			Kirkland, Robert W	30	BOCA	SCRATCH	
	Rickard, Al K	29	DCRD	SCRATCH			Gilchrist, David D	33	NEM	SCRATCH	
	Nichols, Robert K	28	CLYM	SCRATCH			Solari, Chael	30	DLSC	SCRATCH	
	Mortensen, Viggo P	27	EMPM	SCRATCH			Schakel, Mark E, II	31	FAS2	SCRATCH	
	Larue, Steve J	29	LONE	SCRATCH			Peck, Larry, D	32	CPM	SCRATCH	
	Wilson, W Brett	28	-WRM	SCRATCH			Hansley, Carl	34	PLAN	SCRATCH	
	Carter, Robert W	29	FCST	SCRATCH			Woods, Gerald T	33	FAS2	SCRATCH	
	Butler, Bart B	27	EMPM	SCRATCH			Saltzman, Eric S	30	GOLD	SCRATCH	
							O'Brien, Mark W	34	FLA	SCRATCH	
							Conrad, Kester R	33	LONE	SCRATCH	
1	Montgomery, James P	31	LONE	0:46.84	9.	1	O'Keefe, Peter R	35	SCA	0:48.45	9.
2	Marvin, Stuart J	30	GOLD	0:47.57	7.	2	LaMontagne, James H	37	BOCA	0:50.20	7.
3	Bess, Richard W	31	LONE	0:48.11	6.	3	Koenig, Dave L	35	LAKE	0:50.42	6.
4	Hedrick, Trip	32	LONE	0:48.30	5.	4	Boster, Steve	35	LONE	0:50.82	5.
5	Crowder, Robert T	30	NEM	0:48.31	4.	5	Barden, Mike	37	BOCA	0:50.84	4.
6	Barton, Thomas R	30	LONE	0:48.63	3.	6	Lane, Homer W	36	NEM	0:50.90	3.
7	Hague, David	32	LONE	0:48.68	2.	7	Redwine, Robert B	39	RMM	0:51.02	2.
8	Vander Bogart, Kurt M	31	LONE	0:48.83	1.	8	Dorney, William A	38	BBB	0:51.07	1.
9	Boyd, Thomas C	30	BOCA	0:48.96		9	Audley, David R	39	DCMS	0:51.17	
10	Carter, Dennis	32	LONE	0:49.02		10	Ziskin, Ken	38	SCA	0:51.56	
11	Toler, David C	31	CHIC	0:49.11		11	Radimer, John W	36	VERM	0:51.58	
12	Crooks, Glenn P	33	GAKW	0:49.15		12	Tingley, William C	35	LAKE	0:51.74	
13	Groselle, Jack	31	NIAG	0:49.20		13	Riker, Phil	39	FAS2	0:51.89	
14	Wood, J Ralph	30	*UA	0:49.25		14	Carter, Gary T	36	LONE	0:52.13	
15	Wood, Lawrence W	32	LONE	0:49.40							
16	Johnson, Eric W	30	CHIC	0:49.71							

Place	Name	Age	Team	Time	Points	Place	Name	Age	Team	Time	Points
15	Gianniny, Bruce E	35	NIAG	0:52.21		7	Page, Bill	45	RINC	0:55.07	2.
16	Ralph, Thomas J	36	NIAG	0:52.27		8	Calwell, Mike N	45	MOVY	0:55.38	1.
17	Page, Bruce W	39	CLYM	0:52.30		9	Jones, Allen F	46	LONE	0:55.40	
18	Eller, Jay	36	MARY	0:52.50		10	Newman, William E	46	DCMS	0:56.16	
19	Wilson, Peter W	37	LAAC	0:52.71		11	Fulop, John	45	EMPM	0:56.57	
20	French, Leo H, III	38	GAKW	0:52.76		12	Gentry, Charles J	49	GAKW	0:57.32	
21	Gonzalez, Jorge A	37	YPIT	0:53.28		13	Goldstein, Mel E	47	GISA	0:57.90	
22	Lidyard, Gene B	35	LONE	0:53.41		13	Crumbine, Peter J	47	CONN	0:57.90	
23	Hintlian, Varney J	36	NEM	0:53.55		15	Harrison, David P	48	MIDA	0:58.24	
24	Elton, John A	35	NIAG	0:53.61		16	Clark, Thomas D	45	NFM	0:58.49	
25	Warner, Frank	37	OREG	0:53.73		17	Bettis, Lee W	48	DCMS	0:59.26	
26	Ross, William A	37	EMPM	0:54.10		18	Schmid, Jon C	45	PBCM	0:59.47	
27	Donnelly, James M	37	SMS	0:54.63		19	Wendelken, Frederick W	47	RMM	1:01.09	
28	Woodsum, Glenn C	39	NFM	0:55.09		20	Alther, Richard P	46	VERM	1:01.53	
29	Slama, Robert F	35	BOCA	0:55.34		21	Thornton, George C	46	RMM	1:01.82	
30	Meree, Gene	36	CHA	0:55.94		22	Herrera, Mario	48	-AMA	1:02.24	
31	Jorn, William F	36	LONG	0:56.32		23	Muroff, Robert	47	JERS	1:02.64	
32	Panneton, Roger F	37	BMSC	0:56.36		24	Mann, George W	48	CFM	1:03.41	
33	Menard, Roger E	36	NEM	0:56.37		25	Cheadle, Richard O	48	DCMS	1:03.45	
34	Kramerov, Vladimir Y	39	MCM3	0:56.52		26	Gee, Milton C	49	MAC	1:05.47	
35	Phillips, Craig S	36	CLYM	0:56.53		27	Kline, Michael H	46	CLYM	1:08.58	
36	Lowe, Jet T	39	DCRD	0:57.05			Riggs, William M	45	MN	DISQUAL	
37	Gibbs, Peter W	38	-CAS	0:57.11			Bender, John T	47	CONN	SCRATCH	
38	Jones, Donald M, Jr	37	SPM	0:57.24			Garton, David Q	45	VAIL	SCRATCH	
39	Donnelly, Jim	35	MAC	0:57.32			Welsh, Raymond	46	BOCA	SCRATCH	
39	Haskett, Jay D	36	IRCC	0:57.32			McCranels, John R	46	PBCM	SCRATCH	
41	Burke, George A	37	SMS	0:58.09			Borde, Gordon	47	-CAS	SCRATCH	
42	Miller, James W	35	VMST	0:58.72			Doerffel, George A, Jr	48	GOLD	SCRATCH	
43	Slattey, Eugene	35	SMS	0:59.72			Sauers, Harry L	47	CLYM	SCRATCH	
44	Wittman, Art	35	GOLD	0:59.82			Penick, Thomas E, Jr	47	CLYM	SCRATCH	
45	Brubaker, Dick	37	TJC	1:00.11		1	Taft, Peter R	50	SCA	0:53.69	9.
46	Walz, Jack M	35	LONE	1:00.20		2	Wells, Dick L	50	RMM	0:55.47	7.
47	Young, Harland H	37	SWOM	1:02.03		3	Kooistra, Sam G	50	LINC	0:55.61	6.
48	Euston, Donald E	39	GOLD	1:02.10		4	Beattie, Jack R	51	CFM	0:56.12	5.
49	Warthen, Vaughn J	35	SPM	1:02.47		5	Cavanaugh, Cav	50	GOLD	0:56.39	4.
50	Brown, Buz	37	FORG	1:03.67		6	Coxon, Al	50	OKMS	0:56.70	3.
51	Katynski, Gary P	37	BOCA	1:05.39		7	Jones, Sam	50	*UA	0:58.31	2.
52	Hanson, Del M	39	LONE	1:06.14		8	Read, Donald A	51	NEM	0:58.38	1.
53	McMahon, Michael P	38	IRCC	1:14.08		9	De Jesus, Foster W	50	EMPM	0:58.75	
54	Chertoff, Kenneth J	35	EMPM	1:22.07		10	Shannon, Larry R	53	SVY	0:59.22	
	Bryan, Todd A	37	NEM	SCRATCH		11	George, John H	50	OKMS	0:59.31	
	Glenn, Bradford K	35	MM2	SCRATCH		12	Johnsen, James J	50	EMPM	0:59.34	
	Tietze, Paul E	35	CTM	SCRATCH		13	Britton, Bill W	50	OHIO	1:00.01	
	Brubaker, Karl J	35	TJC	SCRATCH		14	Lyndon, Tom	54	NEM	1:00.67	
	White, Dennis	35	OKMS	SCRATCH		15	Cohen, Lawrence	50	DCMS	1:03.64	
	Nugent, William C	36	NEM	SCRATCH		16	Conway, Larry D	52	LONE	1:03.77	
	Warner, Peter A	39	CLYM	SCRATCH		17	Cooke, Richard E	50	SAW	1:06.97	
	Brown, Hugh A	36	CLYM	SCRATCH		18	Cooke, Vere	53	-CAS	1:07.02	
	Ganev, Anton P	36	DCMS	SCRATCH		19	Cambron, Charles Robert	54	IRCC	1:07.09	
	Margolis, Herbert M	37	BOCA	SCRATCH		20	Busse, George	54	GOLD	1:09.28	
	Tatsch, Richard W	35	*UA	SCRATCH		21	Donner, Gene J	54	NIAG	1:09.65	
1	Lyons, David C	43	DCMS	0:49.93	9.	22	Carter, Bill	51	LFYM	1:29.72	
2	Garton, Timothy R	43	VAIL	0:50.04	7.		Baillie, Bob	50	SVY	SCRATCH	
3	Clark, Stephen E	42	TOC	0:50.43	6.		Drobner, Sherwin	52	BM	SCRATCH	
4	Gray, David J	40	SMMH	0:51.00	5.		Wudtke, Donald E	51	TOC	SCRATCH	
5	Edghill, Angus J	40	-CAS	0:51.14	4.		Thomas, Charles W	51	DLSC	SCRATCH	
6	Burns, Richard	42	TAM	0:52.48	3.		Cole, John	50	-CAS	SCRATCH	
7	Dennis, D Craig	40	WCM	0:52.77	2.	1	Malone, Dan P	55	GOLD	0:57.81	9.
8	Abbott, Bill	40	RMM	0:52.78	1.	2	Bennett, Richard L	55	RINC	0:58.06	7.
9	Trimble, J Gary	43	DBSA	0:53.33		3	Heritier, Bob	57	MICH	0:58.15	6.
10	Stearns, John E	41	NM	0:53.38		4	Emes, Edward L, Jr	57	DCMS	0:58.85	5.
11	Galine, Donald L	40	SMMH	0:54.18		5	Pitts, James T	55	EMPM	1:00.00	4.
12	Stauffer, Lee W	40	SMS	0:54.68		6	Haartz, F.H. Ted	58	NEM	1:01.05	3.
13	Henderson, Gary W	40	MIDA	0:55.48		7	Cunney, Gene G	58	SMS	1:03.19	2.
14	Bergquist, Kenneth P	41	DCMS	0:55.80		8	Poster, Maurice	55	-CAS	1:04.58	1.
15	Appleton, Gray B	43	MAC	0:56.33		9	Hulme, Ernie	57	NEM	1:05.55	
16	Keenan, Bill	42	SMS	0:56.58		10	Ferris, Harold L	55	SPM	1:05.75	
17	Boak, Thomas D, Jr	42	LONE	0:57.06		11	Friedland, Arthur S	56	SPM	1:06.00	
18	Tucker, Robert D	40	SLAM	0:57.32		12	Winder, Charles R	55	NEM	1:06.08	
19	Fisette, George R	44	CHA	0:57.56		13	Wells, Dick G	56	MCM1	1:06.58	
20	Gallagher, Bob M	43	MCM1	0:57.76		14	Austin, William F	59	BOCA	1:07.87	
21	Abramson, Richard S	40	EMPM	0:58.94		15	Nelson, Jim	57	ORM	1:09.03	
22	Jeane, Michael L	40	LONE	0:59.20		16	Kanamine, Theodore S	56	DCMS	1:09.48	
23	White, Bernard	42	MAC	1:00.31		17	Lustig, George A	56	GOLD	1:11.14	
24	Winokur, Eliot	42	CFM	1:00.37		18	Spinielle, Michael A	55	JERS	1:12.91	
25	Hunt, John W	43	JERS	1:00.41		19	Randall, Charles	57	SMS	1:20.56	
26	Shuminsky, Timothy W	40	*UA	1:01.09		20	Berggren, David J, Jr	56	IRCC	1:20.71	
27	Rawls, Ed	41	LONE	1:01.14		21	Eckert, Alan C	55	BMSC	1:27.91	
28	Gallo, Vincent A	42	GOLD	1:01.35			Chamberlain, Frank M	55	GAKW	SCRATCH	
29	Howell, Lanny	40	-WRM	1:02.68			Prazer, Stan J	58	WPEN	SCRATCH	
30	Trevison, Rick	43	JERS	1:02.96			Perez, Manuel C	56	-PR	SCRATCH	
31	Grau, Steven D	40	SPM	1:03.68			Richards, Ed	57	FORG	SCRATCH	
32	Reid, Justus W	42	PBCM	1:04.09			Beach, Robert	55	SPM	SCRATCH	
33	Sealey, Donald M	41	CLYM	1:04.73			Manganiello, Louis P	55	GOLD	SCRATCH	
34	Levickas, Tom R	43	MARY	1:07.72		1	McAuley, Herb	63	GAKW	1:00.12	9.
35	Marineau, Ken B	41	ALMA	1:09.08		2	Woods, John M	62	DCMS	1:01.01	7.
36	Smith, Brian J	41	ALMA	1:12.85		3	Guttilla, Bernard J	60	EMPM	1:02.08	6.
37	Roberge, Thomas C	41	SPM	1:13.64		4	Schwab, Dore, Jr	64	TAM	1:03.63	5.
	Crane, James M	44	DADS	SCRATCH		5	Acenbrack, Donald F	60	CLYM	1:07.39	4.
	Rhudy, Bo	44	MICH	SCRATCH		6	Leadbetter, Gordon R	60	SPM	1:07.46	3.
	Hutton, Thomas S	41	PBCM	SCRATCH		7	Cousens, John K	63	SMS	1:07.52	2.
	Goff, George V	41	FCST	SCRATCH		8	Kennedy, Jerry	60	JERS	1:07.59	1.
	Donohoe, James D	42	OHIO	SCRATCH		9	Simpson, Russell	62	-ATB	1:07.72	
	Olson, Mickey C	43	OMAH	SCRATCH		10	Edwards, James K	63	NEM	1:10.81	
	Kriegner, Robert P	41	FLA	SCRATCH		11	Briesemeister, Richard E	60	EMPM	1:14.94	
	Rudd, James A	40	-PR	SCRATCH		12	Kivi, Henry H	62	*UA	1:15.77	
	Bilskie, Robert J	40	NM	SCRATCH		13	Campbell, William J, Jr	63	GOLD	1:17.72	
1	Padovan, Ray	45	LINC	0:50.40	9.	14	Patton, Robert S	64	SPM	1:18.90	
2	Winn, Cal	45	GOLD	0:53.45	7.	15	Edwards, Ed M	63	SYL	1:26.48	
3	Bassi, Richard A	45	SMMH	0:53.53	6.	16	Howe, John C	63	NIAG	1:28.49	
4	Bechtel, Charles G	48	DCMS	0:53.72	5.		Bennet, Robert C	63	SMS	SCRATCH	
5	Farrell, Jeff	49	SBSC	0:54.05	4.		Valassis, Raymond N	60	MICH	SCRATCH	
6	Southall, Henry	46	VERM	0:54.87	3.						

Place	Name	Age	Team	Time	Points	Place	Name	Age	Team	Time	Points
1	Hakomaki, Raymond I	65	MN	1:01.39	9.	5	Kasseil, Bert	73	DCMS	1:15.88	4.
2	Crews, John P	66	ORM	1:05.07	7.	6	Dunworth, Charles H	70	SPM	1:17.20	3.
3	Weich, Jim	68	HUNU	1:05.20	6.	7	Davenport, Richard, B	71	*UA	1:20.23	2.
4	Pearson, Whitney L	65	*UA	1:05.34	5.	8	Schofield, Earle F	72	MCML	1:20.49	1.
5	Milson, Patrick S	67	-UTM	1:06.23	4.	9	Walbolt, Fred B	73	SPM	1:24.07	
6	Clemens, Gus	68	LONE	1:06.92	3.	10	Skjersaa, Norman H	70	CFM	1:25.42	
7	Rawstrom, Harry W	69	MIDA	1:07.68	2.	11	Malbrough, David J	73	LINC	1:26.03	
8	Green, James A	67	MICH	1:08.24	1.	12	Anderson, Hamilton H	72	LONE	1:28.36	
9	Acker, Robert F	65	LINC	1:09.35		13	Miller, Francis J	73	DCMS	1:31.97	
10	Yamamoto, Beans Hiroshi	69	RHM	1:09.88		14	Wojcik, Stanley P	70	LINC	1:39.90	
11	Molvie, Bill	67	SPM	1:10.02			Sachs, Allan E	73	PNA	SCRATCH	
12	Murphy, Frank M	67	DCMS	1:10.31			Hotvedt, Kermit O	71	SPM	SCRATCH	
13	Wiley, Scroggie	65	DCMS	1:10.48			Mackey, William H	70	SPM	SCRATCH	
14	Harris, Charles E	65	JERS	1:10.49			Beal, Robert E	72	LINC	SCRATCH	
15	Weatherhead, Albert H.P.	67	-CAS	1:11.70							
16	Shostchuk, Henry	68	MIDA	1:14.67		1	Bellaire, Frank R	76	MIDA	1:17.79	9.
17	Donovan, Robert J	65	GISA	1:16.05		2	Robertson, Tex J	77	LONE	1:18.67	7.
18	Morningstar, Ham J	69	MICH	1:16.29		3	McAfee, David H	76	DCMS	1:19.27	6.
19	Cleveland, Brud	68	CFM	1:17.06		4	Irvine, Joe S	75	RINC	1:20.35	5.
20	Hirsch, Rudolph	68	BM	1:20.51		5	Dotterweich, Dan J	77	JERS	1:22.12	4.
21	Ross, Lee	69	EMPM	1:21.60		6	Nelson, Robert	78	GOLD	1:29.95	3.
22	Herrera, Joe M	68	DCMS	1:22.56		7	Wood, Charles A	77	*UA	1:30.81	2.
23	Gingras, Donald C	66	EMPM	1:22.73		8	Newton, John S	77	LINC	1:34.92	1.
24	Donovan, Richard J	68	NEM	1:25.75			Starr, Lee L	77	ARIZ	SCRATCH	
	Prew, William A	66	GOLD	SCRATCH			Williams, John H	75	*UA	SCRATCH	
							Briscoe, Earnest H	79	SPM	SCRATCH	
1	Lenmon, Kelley B	74	DCMS	1:04.42	9.	1	Vogt, Maxwell	81	JERS	1:22.73	9.
2	Ledgard, Walter	70	-PER	1:05.89	7.	2	Langner, Gus H	82	CONN	1:25.84	7.
3	Newman, Austin P	70	JERS	1:09.43	6.	3	Jurczyk, Peter	80	IRCC	1:42.92	6.
4	Grant, William H	72	SLAM	1:11.16	5.						

Women's

200 Yd. Individual Medley

Event 23

Fri., May 16

Place	Name	Age	Team	Time	Points	Place	Name	Age	Team	Time	Points
1	Anderson, Judy E	26	LONE	2:12.82	9.	24	Liegey, E Patricia	33	NIAG	2:48.14	
2	Murray, Huddie	29	LONG	2:15.67	7.	25	Ross, Lisa H	31	SPM	2:49.96	
3	Durdy, Bonnie Lynn	27	SCA	2:16.70	6.	26	Hemsley, Karen A	32	CFM	2:54.44	
4	Moran, Patricia W	26	CBA	2:17.87	5.		Schilling, Cindy	32	SCA	SCRATCH	
5	Beardsley, Ann H	28	LONG	2:19.16	4.		Hagen, Janice A	32	SCA	SCRATCH	
6	Rosenthal, Meredith W	25	LAAC	2:21.24	3.		Adams, Marty I	30	WNAC	SCRATCH	
7	Crowder, Barbara W	28	NEM	2:21.95	2.		Kryka, Nancy L	31	MN	SCRATCH	
8	Test, Bettina P	28	NEM	2:22.07	1.		Logan, Kris E	31	SPM	SCRATCH	
9	Gage, Jane B	25	SWM	2:24.42			Storey, Krista A	30	IRCC	SCRATCH	
10	Longhart, Karen A	25	KAQ	2:24.74							
11	Curl, Mary Chris	29	LAKE	2:24.76		1	Chandler, Susanne E	35	BFYM	2:24.16	9.
12	Geerling, Shirley A	27	FORG	2:27.58		2	Walsh, Stephanie A	36	NEM	2:26.35	7.
13	Baxter, Susan C	26	FORG	2:27.61		3	McCloskey, Cecilia D	36	FORG	2:28.69	6.
14	Engelhardt, Carol R	25	PBCM	2:28.53		4	Schmidt, Jonelle G	35	SWM	2:30.77	5.
15	Hargarten, Anita L	29	WNAC	2:29.61		5	Slimak, Christie H	38	CONN	2:34.48	4.
16	Luebbert, Jeanne M	26	GNV	2:29.90		6	Hearn, Jenny M	37	LONE	2:36.27	3.
17	Williams, Martha E	27	DCMS	2:31.77		7	Zimmet, Christine	38	EMPM	2:37.73	2.
18	O'Hara, Suzanne K	27	DCMS	2:31.80		8	Hill, Beverly A	35	TBM	2:45.45	1.
19	Nolte, Susan D	25	RHM	2:32.87		9	Cathy, Sandra G	37	MAC	2:57.14	
20	Gosda, Pamela J	26	GAKW	2:35.86		10	Young, Sandy	38	SCA	3:12.77	
21	Massie, Debbie D	28	GOLD	2:36.03		11	Galiunas, Barbara K	37	LONE	3:14.10	
22	Underwood, Cheryl A	26	NIAG	2:36.59			Torley, Jane M	36	BMSC	SCRATCH	
23	Wood, Denise E	28	DCMS	2:39.19			Belford, Judy D	36	OREG	SCRATCH	
24	Brown, Wanda H	29	SWIM	2:40.29							
25	Narcowich, Theodora F	28	BOCA	2:41.49		1	Mueller, Ardeth R	44	SLAM	2:25.45	9.
26	Kingsbury, Amy B	27	LONE	2:45.28		2	Chidester, Carol	41	CHES	2:28.48	7.
27	Siggs, Brenda	27	SWIM	2:46.77		3	Ridout, Nancy J	44	TAM	2:38.92	6.
28	Allen, Michele Denise	25	IRCC	2:56.88		4	Katz, Jane	43	EMPM	2:39.57	5.
29	Dickey, Angela R	28	CFM	2:57.27		5	Cooper, Catherine C	41	PAS2	2:50.59	4.
30	Nichols, Margaret M	29	MARY	3:01.79		6	Brownstein, Lynn	40	SPM	2:53.16	3.
31	Baer Glance, Robin G	28	BOCA	3:02.89		7	Berry, Linda L	40	-ATB	2:54.76	2.
32	Sutton, Debbie	29	-EOM	3:03.35		8	Maley, Patricia W	42	SNOM	2:58.09	1.
	Cushman, Ellen W	26	PBCM	SCRATCH		9	Watson, Jessie B	40	GPAC	3:05.57	
	Dix-Trafford, Patricia A	27	FORG	SCRATCH		10	Adler, Bunny	42	ADIR	3:09.24	
	Eckert, Cynthia L	27	BMSC	SCRATCH		11	Lopez, Georgina F	41	-AMA	3:12.32	
	Sears, Lyn	28	CLYM	SCRATCH		12	David, Irene M	42	LINC	3:13.30	
						13	Bradley, Marianne E	43	CLYM	3:15.78	
1	McIntyre, Susie G	30	SCA	2:17.87	9.		Peterson, Susan B	43	GOLD	SCRATCH	
2	Skiff, Susan K	31	DCMS	2:20.06	7.		Martin, Tina	44	CFM	SCRATCH	
3	Hirsty, Jacki	33	DCMS	2:20.23	6.						
4	Worthen, Kimberly B	30	SCA	2:21.47	5.	1	Roepke, Elizabeth L	45	SMMM	2:42.56	9.
5	Neill, Kathy H	31	WCM	2:23.38	4.	2	Leilich, Joann J	47	DCMS	2:48.40	7.
6	Tubergen, Lisa B	30	VNST	2:23.62	3.	3	Zaremski, Barbara M	48	RHM	2:57.07	6.
7	Berg, Sharon J	30	WCM	2:23.75	2.	4	Odlum, Jacqueline A	46	-SA	3:02.11	5.
8	Hochuli, Elaine S	31	DCMS	2:24.83	1.	5	Jones, Alice U	47	EMPM	3:10.23	4.
9	DiCerbo, Diane M	30	BOCA	2:25.43		6	Van Every, Margaret	45	CFM	3:16.66	3.
10	Curran, Sara T	31	HOVY	2:27.71		7	Munise, Joanne R	47	NEM	3:50.09	2.
11	Sebal, Susan	33	SWIM	2:28.98		8	Masterson, Bertha L	48	CFM	4:46.15	1.
12	Mattson, Patricia A	32	GAKW	2:31.72			Larsen, Millicent B	46	GCM	SCRATCH	
13	Eiwen, Ginny	33	*UA	2:32.91			Le Maire, Anne M	49	GOLD	SCRATCH	
14	Garzaniti, Ginny M	34	NFM	2:35.26							
15	Bierwert, Karen	33	NEM	2:35.94		1	Brown, Nancy L	50	MARY	2:49.75	9.
16	Covard, Kathie K	30	GOLD	2:37.55		2	McGuire, Anne B	51	GOLD	3:03.02	7.
17	Esses, Alison Asher	32	SCA	2:38.78		3	Deasy, Blanche D	50	MIDA	3:08.51	6.
18	Forst-Duke, Linda S	30	BOCA	2:40.68		4	Evans, Barbara C	51	PAS2	3:11.16	5.
19	Mickunas, Karen P	31	VNST	2:40.93		5	Gravener, June I	54	CONN	3:19.55	4.
20	Carter, Constance M	33	MICH	2:44.46		6	Glancy, Barbara J	54	DCMS	3:39.96	3.
21	Letendre, Diane M	34	SLAM	2:46.55		7	Ferguson, Carol C	54	LAKE	3:45.93	2.
22	Picariello, Jeanne M	33	DCMS	2:46.78		8	Lyman, Esther R	53	NEM	4:53.02	1.
23	Geiger, Pam J	33	SPM	2:47.69			Vijil, Maria R	51	SPM	SCRATCH	

Place	Name	Age	Team	Time	Points	Place	Name	Age	Team	Time	Points
1	Roper, Gail	56	SCA	2:45.47	9.	1	Lee, Mimi B	66	DCMS	3:34.91	9.
2	Krauser, June F	59	GOLD	3:10.64	7.	2	Brown, Mardie L	69	NEM	3:39.58	7.
3	Reed, Diane	55	NEM	3:21.41	6.	3	Schimpf, Kay M	68	SPM	4:03.44	6.
4	Bogatro, Lisa M	56	ARIZ	3:23.65	5.	4	Jennings, Miriam C	66	SPM	4:12.64	5.
5	Dallam, Ann Shenck	55	FORG	3:28.93	4.	5	Poole, Libby D	65	CHA	4:18.52	4.
6	Clark, Lotte E	56	CLYM	3:35.32	3.	6	Fusselman, Gladys L	66	MIDA	4:25.23	3.
7	Roach, Thelma	58	-ATB	3:36.45	2.	7	Erwin, Rachel M	66	CFM	4:37.46	2.
8	Hoskinson, Ruth A	56	CLYM	4:09.22	1.	8	Kellogg, Mary-Margaret	69	MIDA	5:40.28	1.
9	Griffin, Betty	55	DCMS	4:12.89			Samson, Margaret	69	CFM	SCRATCH	
10	Greene, Edith	55	NEM	4:26.05			Golseth, Barbara	66	ARIZ	SCRATCH	
11	Porter, Ann W	58	CMSA	4:30.87							
1	Carr, Florence E	60	SCM	3:04.77	9.	1	Durstun, Jean D	71	WCM	4:13.77	9.
2	Donnelly, Dorothy L	64	CONN	3:15.47	7.	2	Kennedy, Win	73	SPM	4:41.50	7.
3	Erickson, Shirley E	62	SBSC	3:21.83	6.	3	Anderson, Mildred A	71	LONE	4:54.91	6.
4	Wessner, Eleanor B	60	*UA	3:40.14	5.		Wentworth, Mary E	70	NEM	SCRATCH	
5	Dunn, Betty C	61	NIAG	3:42.01	4.	1	Mattila, Elsa P	75	DCMS	4:28.70	9.
6	Peters, Doris B	63	SLAM	3:44.53	3.	2	Bressie, Hazel B	77	OREG	7:18.27	7.
7	Downs, Rosa Joy	64	RAMA	4:27.83	2.						
8	Newman, Marjorie R	62	IRCC	5:11.02	1.	1	Bauscher, Anna	83	MIDA	8:19.39	9.
	Reynolds, June B	64	TBM	SCRATCH							

Men's

200 Yd. Individual Medley

Event 24

Fri., May 16

Place	Name	Age	Team	Time	Points	Place	Name	Age	Team	Time	Points
1	Zubero, David L	27	PAS2	1:54.03	9.	26	Schwartzing, Richard A	33	CHA	2:16.32	
2	Tudor, John B	28	STR	1:57.84	7.	27	Parler, David A	30	CHA	2:17.23	
3	Makarczyk, Michael	26	DCMS	1:58.59	6.	28	Darling, Michael B	32	SCMS	2:18.15	
4	Lawson, Thomas H	26	FORG	2:02.30	5.	29	Fisher, Kevin	31	NEM	2:18.51	
5	Slowey, Michael J	28	*UA	2:03.48	4.	30	Rothman, Sheldon N	34	EMPM	2:19.32	
6	Kanzler, Matthew H	29	DCMS	2:03.94	3.	31	Kane, Robert F	31	NEM	2:19.64	
7	DeBerder, Russell S	26	STR	2:03.98	2.	32	Rice, Douglas E	30	EMPM	2:19.89	
8	Eisenhaur, Stephen E	25	NEM	2:04.13	1.	33	Sonnier, F Louis	31	LONE	2:20.09	
9	Sharp, Tim S	27	BOCA	2:04.97		34	Wittmann, Michael	32	-SA	2:20.91	
10	Banks, Bart	27	STR	2:05.04		35	Tobias, Robert R	31	BOCA	2:21.24	
11	Nevid, Nathan E	28	*UA	2:05.20		36	Bergethon, Stephen M	30	CONN	2:21.67	
12	Grootenhuis, David	25	LINC	2:06.22		37	Davis, Kern M	31	SPM	2:22.58	
13	Orton, Ted R	29	CLYM	2:06.57		38	Ameden, D Reed	32	CONN	2:22.91	
14	Shaffer, Steven P	28	DCMS	2:07.13		39	Maughan, Robert F	33	*UA	2:25.30	
15	Obrien, Kerry L	29	WCM	2:07.31		40	Coffey, Jack L	30	MICH	2:30.22	
16	Shore, Joseph E	27	*UA	2:08.67		41	Ebersole, Timothy E	31	JERS	2:31.77	
17	Casciato, Michael G	26	FORG	2:08.75		42	Clevenger, Greg	32	MOVY	2:48.75	
18	Gawboy, Barton J	29	SCA	2:09.59			Hedberg, Stephen	33	SWM	SCRATCH	
19	Manz, James Walton	25	WMAC	2:10.18			Drysdale, Gordon T	30	CFM	SCRATCH	
20	Blommel, Gregory G	26	WMAC	2:10.23			Startzman, Robb	32	PBCM	SCRATCH	
21	Johnson, Thomas A	25	SPM	2:10.52			Carter, Dennis	32	LONE	SCRATCH	
22	Tarnapoll, Pete L	29	EMPM	2:11.62			Stevens, Craig W	33	FORG	SCRATCH	
23	Corey, Lee R	27	EMPM	2:12.38			Briggs, David A	33	STR	SCRATCH	
24	Acker, James G	26	SPM	2:14.13			Orcutt, John D, Jr	34	TJC	SCRATCH	
25	Tatum, Bruce D	28	FCST	2:15.69			Mickunas, Victor H	30	VHST	SCRATCH	
26	Goerke, Dan	27	GAKW	2:15.75							
27	Cullum, Harvey S	28	MCH1	2:17.88		1	Polansky, Kevin L	36	RMM	2:05.78	9.
28	Schlak, Douglas H	29	FLA	2:18.86		2	Forshey, Fred M	37	MARY	2:09.68	7.
29	Flocker, Forrest W	28	SLAM	2:19.77		3	Chase, Larry A	37	OREG	2:10.16	6.
30	Walsh, Michael B	27	CHA	2:20.66		4	Kolar, Clay	37	LINC	2:10.96	5.
31	Baldrige, Steven M	26	LONE	2:20.77		5	Pyle, Edwin	36	*UA	2:13.23	4.
32	Domino, Laurence J	28	LONE	2:25.15		6	Hintlian, Varney J	36	NEM	2:13.40	3.
33	Shafer, David K	28	FLA	2:25.50		7	Jewell, Gary L	36	SLAM	2:14.40	2.
34	Lehner, Kenneth S	28	JERS	2:27.94		8	Kolonkowski, Bob	38	EMPM	2:14.57	1.
35	George, Dale W	25	SPM	2:32.88		9	Hart, Richard D	39	NEM	2:15.88	
36	Salatino, Carl J	27	NIAG	2:42.52		10	Brown, Paul S	38	DCMS	2:18.71	
	Baker, Jeffrey G	27	BOLT	DISQUAL		11	Wildler, Brian V	35	CLYM	2:19.85	
	Johnson, Eric	27	MID	SCRATCH		12	McMillan, Marshall	36	CMSA	2:23.37	
	Joyner, Mike M	28	PAS2	SCRATCH		13	Highley, Steven R	39	BHSC	2:24.02	
	Good, Jeffrey A	27	SPM	SCRATCH		14	Carter, Gary T	36	LONE	2:25.75	
	Schalla, Garry G	27	WMAC	SCRATCH		15	Rumberger, Wilson J	35	SWIM	2:27.78	
	Rickard, Al K	29	DCRD	SCRATCH		16	Sesler, Richard G	37	LONE	2:27.92	
	Butler, Bart B	27	EMPM	SCRATCH		17	Trychta, Gene	36	*UA	2:28.11	
	Rudisill, James J	28	FORG	SCRATCH		18	Mullon, Chris	38	GOLD	2:28.12	
						19	Rolby, George A, Jr	38	SLAM	2:32.90	
1	Evans, Clay T	32	SCA	1:55.86	9.	20	Maier, Joseph A, Jr	37	FORG	2:35.51	
2	Wolf, Thomas C	31	DCMS	1:58.37	7.	21	Hogan, Stephen W	37	DCMS	2:35.87	
3	Kaname, Ted S	30	DCMS	1:58.62	6.	22	Warthen, Vaughn J	35	SPM	2:53.91	
4	Schuman, R Mark	30	FORG	1:59.42	5.		Hutton, Jerry R	39	PBCM	DISQUAL	
5	Hess, Richard W	31	LONE	2:01.00	4.		Donnelly, Jim	35	MAC	SCRATCH	
6	Von Hoffmann, Gerard	30	DCMS	2:01.16	3.		Audley, David R	39	DCMS	SCRATCH	
7	Densmore, James E, Jr	30	DCMS	2:03.74	2.		O'Brien, Edward F	37	OMAH	SCRATCH	
8	Fisette, Jay N	30	DCMS	2:04.80	1.		Wagner, Eric J	35	-PR	SCRATCH	
9	Montgomery, James P	31	LONE	2:05.42			Schminke, Dave W	36	*UA	SCRATCH	
10	Toler, David C	31	CHIC	2:06.59			Brown, Hugh A	36	CLYM	SCRATCH	
11	Palmgren, Tom O	32	MAC	2:06.65			Bowe, Douglas F	38	BOCA	SCRATCH	
12	McMillen, Scott P	32	IRCC	2:07.62							
13	Welson, Michael A	32	SDSM	2:07.71		1	Garton, Timothy R	43	VAIL	2:05.87	9.
14	Creighton, R Scott	30	EMPM	2:07.88		2	Gray, Edward K	40	MICH	2:09.68	7.
15	Riley, Pat	30	ARKM	2:08.08		3	Melamed, Avraham	41	EMPM	2:12.69	6.
16	McClenahan, Bob, Jr	32	CMSA	2:09.26		4	Welty, Bob	41	LONE	2:14.91	5.
17	Buckley, Timothy P	30	MM2	2:10.60		5	Hernandez, Rafael	40	-AMA	2:15.13	4.
18	Francis, Ben S	30	LBM	2:10.86		6	Dennis, D Craig	40	WCM	2:16.36	3.
19	Culhane, John G	30	EMPM	2:10.88		7	Trimble, J Gary	43	DBSA	2:16.80	2.
20	Witek, William H	30	NICH	2:11.57		8	deBarbadillo, John J	44	EMPM	2:17.51	1.
21	Burley, Nick E	31	MARY	2:12.09		9	Van Dyk, Ben R	41	NEM	2:19.16	
22	Fedorshyn, Michael W	34	NIAG	2:12.53		10	Laux, Michael A	44	CONN	2:21.67	
23	Gest, Tom R	34	COLL	2:14.41		11	Spear, Thomas G	43	MICH	2:23.95	
24	Reller, Chuck M	34	MCML	2:15.81		12	Coplan, Joseph L	40	CONN	2:24.72	
25	Murphy, Brian J	34	SCA	2:16.21		13	Stauffer, Lee W	40	SMS	2:29.09	

Place	Name	Age	Team	Time	Points	Place	Name	Age	Team	Time	Points
14	Gosse, Steve C	41	-WRM	2:30.58		9	Tebbens, Art	56	EMPM	2:49.81	
15	Nielsen, Charles D	40	SMS	2:31.16		10	Daily, John R	58	OHIO	2:50.96	
16	Winokur, Elliot	42	CPM	2:37.18		11	Torsney, Michael J	56	-BUR	2:57.93	
17	Hickey, Ken R	40	AS	2:43.77		12	Schaefer, Joe W	56	GOLD	3:09.92	
	Delong, Gerry	42	GOLD	SCRATCH			MacDonald, Robert C	57	SMS	SCRATCH	
	Green, James M	41	ORM	SCRATCH			Allen, Alfonso	56	DCRD	SCRATCH	
	Guthrie, Scott	41	*UA	SCRATCH		1	Hutinger, Paul	61	LINC	2:33.10	9.
	Danehy, Edward E	44	LONG	SCRATCH		2	Katz, Irving M	62	NEM	2:38.13	7.
	Cracknell, Bob	40	-SE	SCRATCH		3	Roach, Ted	60	-ATB	2:51.73	6.
	Ledgard, Walter, Jr	41	-PER	SCRATCH		4	Papp, Balint	64	SMS	3:09.54	5.
	Donohoe, James D	42	OHIO	SCRATCH		5	Les, Peter	63	SCA	3:09.63	4.
1	Gallagher, Drury J	47	EMPM	2:14.83	9.	6	McIntosh, Alex	62	JERS	3:18.91	3.
2	Padovan, Ray	45	LINC	2:15.23	7.	7	Schmidt, C Frederick	60	SCA	3:19.36	2.
3	Mulliken, William D	46	LINC	2:18.69	6.	8	McAuley, Herb	63	GAKW	3:21.86	1.
4	Page, Bill	45	RINC	2:19.66	5.	9	Bove, Albert N	62	DCMS	3:35.05	
5	McCoy, Jack	45	CONN	2:21.61	4.	10	Cranch, John E	63	NIAG	3:39.40	
6	Gifford, David L	45	LINC	2:25.49	3.	11	Howe, John C	63	NIAG	3:59.19	
7	Hopkins, Cyrus C	48	NEM	2:27.15	2.	12	Edwards, Ed M	63	SVL	4:37.02	
8	Smith, Arthur C, III	46	DCMS	2:30.41	1.	13	Valle, Luis P	63	SPM	5:46.09	
9	Daboll, David C	49	IEM	2:35.42		1	Hakomaki, Raymond I	65	MN	2:50.10	9.
10	Wendelken, Frederick W	47	RMM	2:41.04		2	Hubbell, George L	66	ADIR	3:03.85	7.
11	Fleming, David P	45	NEM	2:43.45		3	Moseley, Harwell P	67	CPM	3:06.85	6.
12	Messineo, Doug	45	SWIM	2:44.74		4	Uhrich, Bill	65	SPM	3:08.51	5.
13	Smith, Ronald E	49	CLYM	2:55.58		5	Walker, Raymond A	66	NEM	3:08.67	4.
14	Simon, Ben	48	EMPM	2:58.04		6	Acker, Robert F	65	LINC	3:09.50	3.
	Reichelt, Hans H	49	DCRD	SCRATCH		7	Murphy, Frank M	67	DCMS	3:13.40	2.
	Penick, Thomas E, Jr	47	CLYM	SCRATCH		8	Chamberlain, Roger W	69	CONN	3:14.18	1.
1	Canterbury, Kirk	50	MAC	2:20.57	9.	9	Fluke, Norris W	69	MARY	3:16.00	
2	Brown, Don L	52	WCM	2:23.59	7.	10	Morse, Robert K	66	LINC	3:58.95	
3	Parks, William R	50	RMM	2:25.66	6.		Forest, Herman S	65	NIAG	SCRATCH	
4	Johnsen, James J	50	EMPM	2:35.86	5.		Bandrowski, Stanley	68	LONE	SCRATCH	
5	Mac Donald, Dick C	50	NEM	2:36.83	4.	1	Lemmon, Kelley B	74	DCMS	2:59.40	9.
6	Winters, Arthur A	52	CPM	2:39.54	3.	2	McCullough, E Don	70	PMST	3:04.51	7.
7	Davies, James L	51	ORM	2:42.84	2.	3	Fite, Bill C	73	DCMS	3:23.44	6.
8	Cohen, Lawrence	50	DCMS	2:51.22	1.	4	Johnston, John D	70	SPM	3:24.53	5.
9	Coulter, Robert G	53	SMS	3:05.09		5	Spear, Gil	71	IRCC	3:27.20	4.
	Bohan, James C	50	TOC	DISQUAL		6	Sautter, John J	71	CONN	3:29.92	3.
	Silverstein, Leonard	52	EMPM	SCRATCH		7	Thornburg, Carl W	73	CLYM	3:35.81	2.
	Koenig, Thomas H	54	RAMA	SCRATCH		8	Donovan, Jerry T	72	LINC	3:39.78	1.
	Rice, Donald M	52	MARY	SCRATCH		9	Grant, William H	72	SLAM	3:43.22	
	Holmes, Douglas A	50	HSC	SCRATCH		10	Tillotson, Frank H	71	SPM	3:43.31	
1	Johnston, Graham M	55	LONE	2:25.09	9.	11	Skjersaa, Norman H	70	CPM	3:56.78	
2	Kortheuer, John D	55	MAC	2:26.26	7.		Wulff, Otto H	73	IRCC	SCRATCH	
3	Kueny, Robert M	55	WMAC	2:34.26	6.	1	Coon, Jesse B	75	LONE	3:41.13	9.
4	Wilson, Win B	59	NEM	2:38.98	5.	2	Stinson, Bill	77	SPM	3:59.11	7.
5	Masters, John R	55	LINC	2:40.41	4.		Cureton, Thomas K	84	LINC	DISQUAL	
6	Franks, Roger G	59	NIDA	2:40.51	3.		Olanoff, Abe	80	NEM	SCRATCH	
7	Winder, Charles R	55	NEM	2:46.58	2.						
8	Wolf, Rube, Jr	59	SCA	2:47.78	1.						

Women's

200 Yd. Freestyle Relay

Event 25

Fri., May 16

Place	Name	Age	Time	Points	Place	Name	Age	Time	Points
1	Lone Star "A"	119-	1:40.63	18.	8	Oregon "A"	160+	2:04.17	2.
2	F.A.S.T (Fla) "A"	119-	1:46.41	14.	9	Lone Star "A"	160+	2:08.09	
3	Boca Raton "A"	119-	1:46.94	12.	10	Michigan "A"	160+	2:08.58	
4	Charleston "A"	119-	1:48.66	10.	11	Central Florida "A"	160+	2:13.76	
5	Stroh's Swim Team "A"	119-	1:50.63	8.	12	New England "A"	160+	2:24.27	
6	DC Masters "A"	119-	1:51.20	6.	13	Southwest Ohio "A"	160+	2:27.72	
7	Valley Forge "A"	119-	1:53.07	4.		Southern California Aquati "A"	160+	DISQUAL	
8	Central Florida "A"	119-	1:56.77	2.		Connecticut "A"	160+	SCRATCH	
	Southern California Aquati "A"	119-	DISQUAL			Rocky Mountain "A"	160+	SCRATCH	
	Palm Beach County "A"	119-	SCRATCH			Virginia "A"	160+	SCRATCH	
1	DC Masters "A"	120+	1:42.50	18.		Palm Beach County "A"	160+	SCRATCH	
2	New England "A"	120+	1:43.27	14.		Lakeside "A"	160+	SCRATCH	
3	Southwest "A"	120+	1:50.45	12.		Boca Raton "A"	160+	SCRATCH	
4	Lone Star "A"	120+	1:51.08	10.	1	DC Masters "A"	200+	1:58.82	18.
5	New England "B"	120+	1:52.15	8.	2	Connecticut "A"	200+	2:07.27	14.
6	Virginia "A"	120+	1:53.17	6.	3	New England "A"	200+	2:09.37	12.
7	Lone Star "B"	120+	1:56.84	4.	4	Gold Coast "A"	200+	2:10.23	10.
8	Empire State "A"	120+	1:57.74	2.	5	Virginia "A"	200+	2:15.13	8.
9	DC Masters "B"	120+	2:01.86		6	New England "B"	200+	2:19.22	6.
10	St Petersburg "A"	120+	2:02.57		7	Rocky Mountain "A"	200+	2:19.57	4.
11	Boca Raton "A"	120+	2:04.14		8	Pacific Northwest "A"	200+	2:22.83	2.
12	Palm Beach County "A"	120+	2:04.59		9	Clearwater Largo Y "A"	200+	2:32.74	
13	F.A.S.T (Fla) "A"	120+	2:13.62		10	Niagara "A"	200+	2:33.08	
14	Indian River Comm Coll "A"	120+	2:40.63		11	St Petersburg "A"	200+	2:39.45	
	Southern California Aquati "A"	120+	DISQUAL		12	Suncoast "A"	200+	2:56.93	
	Southern California Aquati "B"	120+	SCRATCH			Empire State "A"	200+	SCRATCH	
	F.A.S.T (Fla) "B"	120+	SCRATCH		1	New England "A"	240+	2:19.58	18.
	Wisconsin "A"	120+	SCRATCH		2	DC Masters "A"	240+	2:43.55	14.
	St Petersburg "B"	120+	SCRATCH		3	Mid Atlantic "A"	240+	2:54.22	12.
1	DC Masters "A"	160+	1:52.71	18.	4	St Petersburg "A"	240+	3:05.59	10.
2	Empire State "A"	160+	1:55.19	14.	5	Central Florida "A"	240+	3:27.44	8.
3	Tamalpais Aquatic "A"	160+	1:56.06	12.		Connecticut "A"	240+	SCRATCH	
4	Suncoast "A"	160+	2:00.75	10.	1	DC Masters "A"	280+	2:40.93	18.
5	Lincoln "A"	160+	2:02.86	8.	2	Walnut Creek "A"	280+	3:17.92	14.
6	Maryland "A"	160+	2:02.87	6.	3	St Petersburg "A"	280+	3:31.13	12.
7	St Louis Area "A"	160+	2:04.08	4.					

WARNING !!

“Don't Let The Florida Sun Slow You Down!!!!

Enjoy the sun, but be sure exposed skin areas are protected with sunscreen. Sunscreen blocks the penetration of harmful ultraviolet light and permits the passage of tanning light. A product with a Sun Protection Factor (SPF) of 4 enables people to stay in the sun without burning 4 times longer than they could without the sunscreen while permitting some tanning. Many dermatologists believe that if people fully understood skin cancer and aging, applying a sunscreen before outdoor activities would be as much a part of daily hygiene as brushing the teeth.

Sunscreen Tips

- Apply sunscreen at least 45 minutes before sun exposure and again after swimming or exercising.
- Use sunscreen liberally. If applied too thinly, less protection may be obtained than stated on the label.
- Reapply sunscreen every two hours when out in the sun; more often if you perspire heavily.
- Remember to apply sunscreen to the area where your hair is parted.
- Always protect your lips with sunscreen.
- Certain deodorant soaps make skin more sensitive to sunlight.
- Certain medications can also make your skin more susceptible to sunburn. Check with your physician.

A full range of personal care products is available from the Shaklee Booth:

- shampoo/conditioner
- sunscreen/sunblock
- lip conditioner
- moisturizers/lotions
- cleansers/refiners

REMEMBER TO CHECK THE SHAKLEE BOOTH FOR MORE INFORMATION ON THE FREE SKIN CARE AND COLOR ANALYSIS CLINICS.

Your Shaklee representatives are: **Martin and Lynne Tier**

1064 McArthur Ave.
Sarasota, FL 34243
Phone: 813/355-2232



PRODUCTS IN HARMONY WITH NATURE AND GOOD HEALTH

Men's

200 Yd. Freestyle Relay

Event 26

Fri., May 16

Place	Name	Age	Time	Points	Place	Name	Age	Time	Points
1	Stroh's Swim Team "A"	119-	1:27.03	18.	15	Central Florida "A"	160+	1:40.98	
2	DC Masters "A"	119-	1:27.17	14.	16	Mecklenberg Aquatic Club "A"	160+	1:42.33	
3	F.A.S.T. (Fla) "A"	119-	1:27.45	12.	17	Martin County "A"	160+	1:43.20	
4	Valley Forge "A"	119-	1:27.65	10.	18	Virginia "A"	160+	1:43.74	
5	St Petersburg "A"	119-	1:31.11	8.	19	Rocky Mountain "B"	160+	1:44.11	
6	Burke "A"	119-	1:33.65	6.	20	Casuarina (Barbados) "B"	160+	1:44.15	
7	Empire State "A"	119-	1:35.30	4.	21	New England "B"	160+	1:46.52	
8	Niagara "A"	119-	1:37.64	2.	22	Lone Star "B"	160+	1:48.77	
9	Lone Star "A"	119-	1:38.68		23	Indian River Comm Coll "A"	160+	1:54.20	
	Stroh's Swim Team "B"	119-	SCRATCH			Southern California Aquati "A"	160+	SCRATCH	
	Palm Beach County "A"	119-	SCRATCH			Stroh's Swim Team "A"	160+	SCRATCH	
	Southern California Aquati "A"	119-	SCRATCH			The Olympic Club "A"	160+	SCRATCH	
	Empire State "B"	119-	SCRATCH			Chicago "A"	160+	SCRATCH	
	Clearwater Largo Y "A"	119-	SCRATCH			DC Masters "C"	160+	SCRATCH	
	Central Florida "A"	119-	SCRATCH			Lakeside "A"	160+	SCRATCH	
						Valley Forge "A"	160+	SCRATCH	
						Connecticut "B"	160+	SCRATCH	
						Charleston "A"	160+	SCRATCH	
						Boca Raton "B"	160+	SCRATCH	
						Connecticut "C"	160+	SCRATCH	
1	Lone Star "A"	120+	1:25.19	18.	1	DC Masters "A"	200+	1:42.40	18.
2	Lone Star "B"	120+	1:28.25	14.	2	Gold Coast "A"	200+	1:42.89	14.
3	Boca Raton "A"	120+	1:29.27	12.	3	Empire State "A"	200+	1:44.51	12.
4	New England "A"	120+	1:29.62	10.	4	New England "A"	200+	1:45.03	10.
5	DC Masters "A"	120+	1:30.30	8.	5	Oklahoma "A"	200+	1:45.57	8.
6	Niagara "A"	120+	1:31.11	6.	6	Casuarina (Barbados) "A"	200+	1:46.35	6.
7	Palm Beach County "A"	120+	1:31.24	4.	7	Lone Star "A"	200+	1:49.72	4.
8	Mecklenberg Aquatic Club "A"	120+	1:32.13	2.	8	St Loius Area "A"	200+	1:50.66	2.
9	Southwest "A"	120+	1:34.41		9	New England "B"	200+	1:51.35	
10	Charleston "A"	120+	1:34.58		10	DC Masters "B"	200+	1:53.73	
11	Valley Forge "A"	120+	1:34.94		11	Clearwater Largo Y "A"	200+	1:57.06	
12	Clearwater Largo Y "A"	120+	1:35.04		12	O*H*I*O "A"	200+	1:58.83	
13	Empire State "A"	120+	1:35.36		13	St Petersburg "A"	200+	2:02.04	
14	Stroh's Swim Team "A"	120+	1:35.43			Southern California Aquati "A"	200+	DISQUAL	
15	Wisconsin "A"	120+	1:35.60			Connecticut "A"	200+	SCRATCH	
16	Palm Beach County "B"	120+	1:38.08			Connecticut "B"	200+	SCRATCH	
17	Lone Star "C"	120+	1:38.13			DC Masters "C"	200+	SCRATCH	
18	St Petersburg "A"	120+	1:43.79			Palm Beach County "A"	200+	SCRATCH	
19	DC Masters "B"	120+	1:44.68			Central Florida "A"	200+	SCRATCH	
20	Florida League Aquatic "A"	120+	1:45.55			Suncoast "A"	200+	SCRATCH	
21	New England "B"	120+	1:48.15			Indian River Comm Coll "A"	200+	SCRATCH	
22	Boca Raton "B"	120+	1:49.38		1	DC Masters "A"	240+	1:51.18	18.
23	Burke "A"	120+	1:49.60		2	New England "A"	240+	1:52.31	14.
24	St Petersburg "B"	120+	1:53.44		3	Suncoast "A"	240+	1:53.61	12.
	Southern California Aquati "A"	120+	DISQUAL		4	Empire State "A"	240+	1:57.08	10.
	Chicago "A"	120+	SCRATCH		5	Mid Atlantic "A"	240+	2:00.61	8.
	Southern California Aquati "B"	120+	SCRATCH		6	Central Florida "A"	240+	2:05.10	6.
	Southwest "B"	120+	SCRATCH		7	Jersey Masters "A"	240+	2:06.20	4.
	P.A.S.T. (Fla) "A"	120+	SCRATCH		8	Lone Star "A"	240+	2:09.88	2.
	Arkansas "A"	120+	SCRATCH		9	St Petersburg "A"	240+	2:13.32	
	Wild Rose (Canada) "A"	120+	SCRATCH			Southern California Aquati "A"	240+	DISQUAL	
	Niagara "B"	120+	SCRATCH			Empire State "B"	240+	SCRATCH	
	Virginia "A"	120+	SCRATCH		1	Mid Atlantic "A"	280+	2:05.03	18.
	Suncoast "A"	120+	SCRATCH		2	DC Masters "A"	280+	2:08.31	14.
	First Colony "A"	120+	SCRATCH		3	Jersey Masters "A"	280+	2:09.09	12.
	Palm Beach County "C"	120+	SCRATCH		4	Lone Star "A"	280+	2:13.04	10.
	Central Florida "A"	120+	SCRATCH		5	St Petersburg "A"	280+	2:18.04	8.
1	DC Masters "A"	160+	1:33.76	18.	6	DC Masters "B"	280+	2:18.36	6.
2	Casuarina (Barbados) "A"	160+	1:35.02	14.	7	St Petersburg "C"	280+	2:45.92	4.
3	Empire State "A"	160+	1:35.61	12.	8	Connecticut "A"	280+	2:52.25	2.
4	Lone Star "A"	160+	1:36.61	10.	9	Empire State "A"	280+	3:06.74	
5	DC Masters "B"	160+	1:37.27	8.		New England "A"	280+	SCRATCH	
6	San Mateo Marlins "A"	160+	1:38.12	6.		St Petersburg "B"	280+	SCRATCH	
7	Rocky Mountain "A"	160+	1:38.60	4.		Lincoln "A"	280+	SCRATCH	
8	New England "A"	160+	1:38.68	2.					
9	Michigan "A"	160+	1:39.06						
9	St Petersburg "A"	160+	1:39.06						
11	Connecticut "A"	160+	1:40.26						
12	Palm Beach County "A"	160+	1:40.34						
13	Boca Raton "A"	160+	1:40.43						
14	Suncoast "A"	160+	1:40.88						

200 Yd. Mixed Medley Relay

Event 27/28

Fri., May 16

Place	Name	Age	Time	Points	Place	Name	Age	Time	Points
1	Lone Star "A"	119-	1:45.59	18.		Wisconsin "A"	119-	SCRATCH	
2	F.A.S.T. (Fla) "A"	119-	1:46.39	14.		Burke "A"	119-	SCRATCH	
3	Stroh's Swim Team "A"	119-	1:47.10	12.		Southern California Aquati "B"	119-	SCRATCH	
4	DC Masters "A"	119-	1:47.18	10.		Boca Raton "B"	119-	SCRATCH	
5	Charleston "A"	119-	1:48.29	8.		Palm Beach County "B"	119-	SCRATCH	
6	Valley Forge "A"	119-	1:48.81	6.	1	DC Masters "A"	120+	1:43.63	18.
7	Lone Star "B"	119-	1:49.10	4.	2	Lone Star "A"	120+	1:45.63	14.
8	New England "A"	119-	1:49.75	2.	3	Boca Raton "A"	120+	1:48.94	12.
9	Palm Beach County "A"	119-	1:51.35		4	Central Florida "A"	120+	1:50.73	10.
10	DC Masters "B"	119-	1:52.16		5	New England "A"	120+	1:50.75	8.
11	Boca Raton "A"	119-	1:52.21		6	Valley Forge "A"	120+	1:51.08	6.
12	Stroh's Swim Team "B"	119-	1:53.50		7	Southwest "A"	120+	1:52.70	4.
13	DC Masters "C"	119-	1:55.91		8	Virginia "A"	120+	1:53.38	2.
14	Southwest "A"	119-	1:59.89		9	Empire State "A"	120+	1:55.50	
15	St Petersburg "A"	119-	2:03.54		10	St Petersburg "A"	120+	1:56.95	
	Southern California Aquati "A"	119-	DISQUAL		11	Charleston "A"	120+	1:57.06	
	F.A.S.T. (Fla) "B"	119-	SCRATCH						

Place	Name	Age	Team	Time	Points	Place	Name	Age	Team	Time	Points
12	New England "B"		120+	1:58.74			Virginia "A"		160+	SCRATCH	
13	F.A.S.T. (Fla) "A"		120+	1:59.02			Connecticut "B"		160+	SCRATCH	
14	Lakeside "A"		120+	2:02.24			Pacific Northwest "A"		160+	SCRATCH	
15	Lone Star "B"		120+	2:02.35			Boca Raton "A"		160+	SCRATCH	
16	Boca Raton "B"		120+	2:03.33			Palm Beach County "A"		160+	SCRATCH	
17	Empire State "B"		120+	2:03.43		1	DC Masters "A"		200+	2:00.90	18.
18	DC Masters "B"		120+	2:05.45		2	DC Masters "B"		200+	2:06.08	14.
19	Rocky Mountain "A"		120+	2:06.79		3	Gold Coast "A"		200+	2:07.49	12.
20	Palm Beach County "B"		120+	2:07.70		4	New England "A"		200+	2:11.09	10.
21	Virginia "B"		120+	2:08.13		5	Oklahoma "A"		200+	2:13.69	8.
22	Niagara "A"		120+	2:11.75		6	Empire State "A"		200+	2:23.55	6.
23	St Louis Area "A"		120+	2:12.28		7	Virginia "A"		200+	2:24.29	4.
24	DC Masters "C"		120+	2:13.97		8	Central Florida "A"		200+	2:25.77	2.
25	LAAC Masters "A"		120+	2:15.35		9	Mid Atlantic "A"		200+	2:27.47	
	Southern California Aquati "A"		120+	DISQUAL		10	Suncoast "B"		200+	2:27.97	
	New England "C"		120+	DISQUAL		11	Suncoast "A"		200+	2:27.99	
	Southern California Aquati "B"		120+	DISQUAL		12	Rocky Mountain "A"		200+	2:28.03	
	Oregon "A"		120+	SCRATCH		13	Lone Star "A"		200+	2:32.88	
	Clearwater Largo Y "A"		120+	SCRATCH		14	New England "C"		200+	2:35.78	
	St Petersburg "B"		120+	SCRATCH		15	Boca Raton "A"		200+	2:41.19	
	Palm Beach County "A"		120+	SCRATCH		16	St Petersburg "A"		200+	2:42.82	
	Stroh's Swim Team "A"		120+	SCRATCH		17	Neptune "A"		200+	3:03.09	
	Southern California Aquati "C"		120+	SCRATCH			Southern California Aquati "A"		200+	DISQUAL	
	Central Florida "B"		120+	SCRATCH			New England "B"		200+	DISQUAL	
	The Jungle Club "A"		120+	SCRATCH			Empire State "B"		200+	SCRATCH	
							Southern California Aquati "B"		200+	SCRATCH	
							Lone Star "B"		200+	SCRATCH	
1	Empire State "A"		160+	1:55.74	18.	1	New England "A"		240+	2:23.60	18.
2	New England "A"		160+	1:56.84	14.	2	Lakeside "A"		240+	2:28.60	14.
3	DC Masters "A"		160+	1:57.45	12.	3	DC Masters "A"		240+	2:32.38	12.
4	Lincoln "A"		160+	1:58.73	10.	4	Mid Atlantic "A"		240+	2:34.74	10.
5	Michigan "A"		160+	1:58.82	8.	5	Lincoln "A"		240+	2:34.91	8.
6	Lone Star "A"		160+	2:00.20	6.	6	Arizona "A"		240+	2:35.19	6.
7	Maryland "A"		160+	2:02.06	4.	7	New England "B"		240+	2:37.22	4.
8	Oregon "A"		160+	2:02.79	2.	8	Charleston "A"		240+	2:38.28	2.
9	Tamalpais Aquatic "A"		160+	2:03.70		9	St Petersburg "B"		240+	2:43.29	
10	San Mateo Marlins "A"		160+	2:03.80		10	St Petersburg "A"		240+	2:46.07	
11	DC Masters "B"		160+	2:04.58		11	Central Florida "A"		240+	2:50.06	
12	Connecticut "A"		160+	2:04.72		12	Jersey Masters "A"		240+	3:02.62	
13	St Louis Area "A"		160+	2:06.31		13	St Petersburg "C"		240+	3:10.02	
14	Suncoast "A"		160+	2:06.87		14	Central Florida "B"		240+	3:21.52	
15	New England "B"		160+	2:07.04			Connecticut "A"		240+	SCRATCH	
16	Wisconsin "A"		160+	2:07.14			St Louis Area "A"		240+	SCRATCH	
17	Gold Coast "A"		160+	2:08.68			Southern California Aquati "A"		240+	SCRATCH	
18	Michigan "B"		160+	2:11.58			Suncoast "A"		240+	SCRATCH	
19	Central Florida "A"		160+	2:12.26		1	DC Masters "A"		280+	2:47.72	18.
20	St Petersburg "A"		160+	2:12.52		2	Connecticut "A"		280+	2:52.94	14.
21	Rocky Mountain "A"		160+	2:13.82		3	DC Masters "B"		280+	2:56.68	12.
22	F.A.S.T. (Fla) "A"		160+	2:15.37		4	St Petersburg "A"		280+	2:56.76	10.
23	New England "C"		160+	2:16.63		5	St Petersburg "B"		280+	3:18.36	8.
24	Indian River Comm Coll "A"		160+	2:18.82		6	Mid Atlantic "A"		280+	3:22.45	6.
25	DC Masters "C"		160+	2:19.68		7	Indian River Comm Coll "A"		280+	3:31.77	4.
26	Central Florida "B"		160+	2:24.05			Lone Star "A"		280+	SCRATCH	
27	Almaden Swim & Racquet "A"		160+	2:37.97			New England "A"		280+	SCRATCH	
	Southern California Aquati "A"		160+	DISQUAL			DC Masters "C"		280+	SCRATCH	
	Lone Star "B"		160+	DISQUAL							
	Stroh's Swim Team "A"		160+	SCRATCH							
	Empire State "B"		160+	SCRATCH							
	Southern California Aquati "B"		160+	SCRATCH							

Women's

200 Yd. Freestyle

Event 29

Sat., May 17

Place	Name	Age	Team	Time	Points	Place	Name	Age	Team	Time	Points
1	Anderson, Judy E	26	LONE	1:58.04	9.		Moran, Patricia W	26	CHA	SCRATCH	
2	Durdy, Bonnie Lynn	27	SCA	1:58.96	7.		Laing, Leslie A	26	NAC	SCRATCH	
3	Neville, Cathy V	28	SDSM	1:59.09	6.		Nichols, Patricia L	27	RAMA	SCRATCH	
4	Kattermann, Judith A	27	SCA	1:59.74	5.		Kaleel, Laura L	25	SPM	SCRATCH	
5	Beardsley, Ann H	28	LONG	2:02.02	4.		Crouse, Jeanne M	29	VMST	SCRATCH	
6	Crowder, Barbara W	28	NEM	2:02.46	3.		Eckert, Cynthia L	27	BMSC	SCRATCH	
7	Burk, Monica M	25	LONE	2:04.60	2.		Sears, Lyn	28	CLYM	SCRATCH	
8	Karageorges, Katherine M	27	BOCA	2:04.81	1.		Stewart, Victoria A	26	BOCA	SCRATCH	
9	Betts, Nancy R	29	SWIM	2:07.03			Scher, Deirdre E	28	EMPM	SCRATCH	
10	Copeland, Cathy	27	OMAH	2:07.29			Koopp, Barbara A	29	CLYM	SCRATCH	
11	Wyatt, Susan L	26	BOCA	2:07.41			Koesters, Peggy	28	MARY	SCRATCH	
12	Callahan, Anita M	28	DCMS	2:07.73		1	Hirsty, Jacki	33	DCMS	1:59.69	9.
13	Baxter, Susan C	26	FORG	2:08.78		2	Worthen, Kimberly B	30	SCA	2:02.74	7.
14	Wettach, Gayle	29	NEM	2:09.73		3	Berg, Sharon J	30	WCM	2:04.87	6.
15	Curl, Mary Chris	29	LAKE	2:09.94		4	Farnsworth, Karen L	30	EMPM	2:06.10	5.
16	Nolte, Susan D	25	RMM	2:11.10		5	Bamber, Linda S	32	PAS2	2:11.46	4.
17	Williams, Martha E	27	DCMS	2:11.81		6	Curran, Sara T	31	MOVY	2:12.61	3.
18	Greene, Whitley R	26	GAKW	2:12.21		7	Rust, Catherine M	32	PBCM	2:12.63	2.
19	Longhart, Karen A	25	KAQ	2:12.34		8	Harris, Elaine	31	PAS2	2:12.67	1.
20	Cushman, Ellen W	26	PBCM	2:12.71		9	Kimura, D Kiko	30	PNA	2:15.66	
21	Brown, Wanda H	29	SWIM	2:13.06		10	Lebeau, Lucy B	30	LONE	2:18.05	
22	Meyer, Salley E	26	NPM	2:14.79		11	Covard, Kathie K	30	GOLD	2:19.52	
23	Wood, Denise E	28	DCMS	2:15.67		12	Allen, Anita A	32	BOCA	2:21.10	
24	Gosda, Pamela J	26	GAKW	2:18.62		13	Geiger, Pam J	33	SPM	2:21.13	
25	Narcowich, Theodora F	28	BOCA	2:24.03		14	Haffey, Patricia A	34	DCMS	2:21.70	
26	Allen, Michele Denise	25	IRCC	2:26.08		15	Reiling, Jill A	30	SWOM	2:22.46	
27	Doane, Kathryn L	25	NIAG	2:26.50		16	Bierwert, Karen	33	NEM	2:24.09	
28	Smith, Shelley	27	LONE	2:28.98		17	Sullivan, Shannon C	31	*UA	2:24.97	
29	Moore, Lisbeth L	29	TBM	2:33.78		18	Whitney, Marti A	34	BEST	2:31.02	
30	Miller, Norma E	27	PAS2	2:35.90		19	Grossman, Gail L	31	MIAM	2:33.49	
31	Nichols, Margaret M	29	MARY	2:38.41		20	Spieth, Barbara A	34	GISA	2:34.28	
32	Wilkicki, Audrey J	25	SLAM	2:41.08		21	Reiersen, Mary G	34	LONE	2:37.03	
33	Settelen, Sherry L	28	PBCM	2:52.86							

Place	Name	Age	Team	Time	Points	Place	Name	Age	Team	Time	Points
21	Holmes, Joan	30	SWM	2:37.03		5	Blake, Susan L	47	NEM	2:30.84	4.
23	Deitz, Donna J	34	PBCM	2:38.11		6	Breaux, Laura L	45	RRM1	2:32.88	3.
24	Hathaway, Pamela P	30	LAAC	2:41.71		7	Zaremski, Barbara M	48	RMM	2:38.13	2.
25	Agnew, Carol L	31	BOCA	3:05.37		8	Klein, Lin	46	MIDA	2:58.17	1.
	Priestley, Jackie A	31	TJC	SCRATCH		9	Munise, Joanne R	47	NEM	3:06.29	
	Adams, Marty I	30	WMAC	SCRATCH		10	Masteron, Bertha L	48	CFM	4:16.53	
	Forst-Duke, Linda S	30	BOCA	SCRATCH							
	Storey, Krista A	30	IRCC	SCRATCH		1	Bruner, Jayne	52	DCMS	2:19.30	9.
	Packard, Nancy I	32	PAS2	SCRATCH		2	Correa, Junita	50	PNA	2:20.64	7.
1	Johnson, Lucy	38	SCA	2:08.92	9.	3	Kay, Ann J	52	SMMM	2:32.82	6.
2	Iannacone, Charlotte B	38	GAKW	2:09.23	7.	4	Kirby, Elizabeth A	53	NFM	2:37.17	5.
3	Hare, Fran E	35	EMPM	2:09.62	6.	5	Perry, Vel	52	OKMS	2:52.50	4.
4	Schmidt, Jonelle G	35	SWM	2:10.78	5.	6	Ferguson, Carol C	54	LAKE	2:59.36	3.
5	Rague, Suzanne L	35	EMPM	2:15.38	4.	7	Graesser, Maureen K	53	NIAG	3:11.58	2.
6	Page, Anne M	38	NEM	2:16.61	3.	8	Clingman, Joy M	51	SPM	3:15.49	1.
7	Zimmet, Christine	38	EMPM	2:21.47	2.	9	Galvin, Joan M	54	CLYM	3:25.31	
8	Farrar, Kate J	35	GAKW	2:21.56	1.	10	Greer, Sandra S	51	LAKE	4:24.82	
9	Tendy, Sue M	37	NEM	2:23.54			Stoinoff, Lavelle	53	OREG	SCRATCH	
10	Ayers, Cindy	35	LONE	2:24.17			Prazer, Sally B	54	WPEN	SCRATCH	
11	Wilson, Deborah T	35	-WRM	2:26.17			Vijil, Maria R	51	SPM	SCRATCH	
12	Rousseau, Sandi	38	OREG	2:29.47		1	Roper, Gail	56	SCA	2:28.86	9.
13	Donnelly, Jerianne M	36	CONN	2:31.60		2	Reed, Diane	55	NEM	2:40.96	7.
14	Turner, Kay G	39	MCCM	2:32.11		3	McIntyre, Joan C	57	NEM	2:52.33	6.
15	Ashworth, Trudy S	39	LONE	2:38.91		4	Clark, Lotte E	56	CLYM	3:21.68	5.
16	Levickas, Susan M	38	MARY	2:44.11		5	D'Agostino, Irene R	59	NIAG	3:33.71	4.
17	Galiunas, Barbara K	37	LONE	2:44.12		6	Greene, Edith	55	NEM	3:36.16	3.
18	Barker, Mary E	36	SPM	2:45.68		7	Griffin, Betty	55	DCMS	3:37.74	2.
19	Heck, Constance L	35	DCMS	2:49.15		8	Porter, Ann W	58	CMCA	3:51.13	1.
20	Young, Sandy	38	SCA	3:03.51			Timmins, Margaret I	56	GOLD	SCRATCH	
21	Brooks, Anita L	38	CLYM	3:16.57		1	Donnelly, Dorothy L	64	CONN	2:39.87	9.
22	Nilson, Linda A	38	SMS	4:28.60		2	Carr, Florence E	60	SCM	2:46.04	7.
	Corman, Julie A	37	PNA	SCRATCH		3	Staige, Phyllis B	62	LONE	2:51.50	6.
	McDermott, Susan B	35	CONN	SCRATCH		4	Erickson, Shirley E	62	SBSC	2:54.67	5.
	Herron, Judie S	36	ORM	SCRATCH		5	Wessner, Eleanor B	60	*UA	3:03.67	4.
	Alpert, Jane F	38	EMPM	SCRATCH		6	Watson, Mary Lee	64	NAC	3:03.92	3.
	Grady, Marcia M	36	BOCA	SCRATCH		7	Phillips, Nancy C	64	CONN	3:11.56	2.
	Mullerheim, Kathleen B	39	CLYM	SCRATCH		8	Yasek, Alice C	60	EMPM	3:16.91	1.
	Duncan, Linda Lea	36	OKMS	SCRATCH		9	Peters, Doris H	63	SLAM	3:22.85	
1	Todd, Diana F	42	SCA	2:08.79	9.	10	Chadwick, Marion K	64	PNA	3:51.03	
2	Ridout, Nancy J	44	TAM	2:14.63	7.		Haupt, Jeanne	62	MIDA	DISQUAL	
3	Anderson, Pamela B	42	WMAC	2:17.61	6.	1	Kelley, Louise	68	LINC	3:05.68	9.
4	Swanson, Ann Vollmer	40	DCMS	2:24.20	5.	2	Burriil, Billie Ann	65	NEM	3:08.35	7.
5	Woodman, Lisa A	43	GOLD	2:26.78	4.	3	Hummer, Helen F	67	DCMS	3:09.08	6.
6	David, Irene M	42	LINC	2:30.70	3.	4	Brown, Mardie L	69	NEM	3:19.66	5.
7	Kirkendall, Nancy J	43	DCMS	2:31.40	2.	5	Kendall, Betty C	65	WMAC	3:29.43	4.
8	Maley, Patricia W	42	SWOM	2:31.51	1.	6	Reeves, Mary Jane	69	WCM	3:35.48	3.
9	Buccino, Victoria M	40	BOLT	2:34.58		7	Fusselman, Gladys L	66	MIDA	3:46.71	2.
10	Walther, Lynne L	43	VERM	2:39.10		8	Erwin, Rachel M	66	CFM	3:48.03	1.
11	Sachs, Sara J	40	SWOM	2:45.10		9	Walter, Winifred F	65	CLYM	4:15.98	
12	Shotts, Kathie A	40	RMM	2:45.58		10	Kellogg, Mary-Margaret	69	MIDA	4:20.75	
13	Weed, Susan T	41	VERM	2:47.02			Woodside, Dorothea L	68	SWOM	SCRATCH	
14	Lopez, Georgina F	41	-AMA	2:48.16		1	Clark, Nancy G	71	DCMS	3:16.51	9.
15	Sanford, Margaret A	43	SMS	3:02.68		2	Kahrs, Geneva G	72	CHA	3:49.31	7.
16	Trevison, Eleanor	43	JERS	3:39.47		3	Kelleher, Marie K	73	VMST	3:56.84	6.
17	Smith, Marilyn Z	40	ALMA	3:51.72		4	Marsh, Susan	72	RMM	4:31.77	5.
	Shockro, Ellen K	43	CPM	SCRATCH		5	Hupp, Millie L	70	CFM	4:45.63	4.
	Sherman, Mary-Pat	43	TAM	SCRATCH							
1	Weir, Lynne B	45	MICH	2:17.27	9.	1	Dolce, Julia	76	JERS	3:49.89	9.
2	Jeter, Joan	46	SCA	2:25.33	7.	2	Switzer, Ruth D	78	SMS	4:03.26	7.
3	Jenkins, Charlotte	47	TAM	2:29.11	6.	3	Simonton, Anita D	75	BOCA	4:11.50	6.
4	Koniq, Angela	48	TIGR	2:29.83	5.						

Men's

200 Yd. Freestyle

Event 30

Sat., May 17

Place	Name	Age	Team	Time	Points	Place	Name	Age	Team	Time	Points
1	Tudor, John B	28	STR	1:43.62	9.	27	Cullum, Harvey S	28	MCM1	2:02.91	
2	Maler, Carl M	26	MIAM	1:44.05	7.	28	Volpe, Thomas C	28	PBCM	2:03.40	
3	Makarczyk, Michael	26	DCMS	1:45.11	6.	29	Flocker, Forrest W	28	SLAM	2:03.63	
4	Soltys, Ted J	25	LINC	1:47.75	5.	30	Shotola, Steven J	25	IRCC	2:03.95	
5	Meisenheimer, Lucky J	28	CHA	1:48.38	4.	31	Womeldorf, Mark A	26	SWIM	2:03.96	
6	Copeland, Rob	29	OMAH	1:48.76	3.	32	Lehner, Kenneth S	28	JERS	2:04.06	
7	Grootenhuis, David	25	LINC	1:49.11	2.	33	Hangartner, Jeff	28	WMAC	2:04.87	
8	Smith, Dirk	25	-WRM	1:49.30	1.	34	Austin, Gary M	27	NIAG	2:07.11	
9	Obrien, Kerry L	29	WCM	1:49.48		35	Griffiths, Dale A	28	BMSC	2:07.50	
10	Strauss, Trip	28	ARKM	1:50.20		36	Egelseer, Kim R	29	CLYM	2:09.67	
11	Dodge, Tim M	25	PAS2	1:50.52		37	Wettach, Rob	29	NEM	2:13.79	
12	Maass, Robb R	29	PBCM	1:51.80			Johnson, Eric	27	MID	SCRATCH	
13	Burke, Tom J	27	SCA	1:53.18			Fields, John A, Jr	29	STR	SCRATCH	
14	West, Edward S	28	DCMS	1:53.32			Antonetz, Andrew S	28	PBCM	SCRATCH	
15	Leadbetter, Fred J	26	SPM	1:53.87			Nichols, Robert K	28	CLYM	SCRATCH	
16	Morgan, Jonathan	29	-CAS	1:54.20			Shafer, David K	28	FLA	SCRATCH	
17	Nolte, Christopher C	29	RMM	1:54.77			Rickard, Al K	29	DCRD	SCRATCH	
18	Goerke, Dan	27	GAKW	1:55.97			Ma, Etienne	28	EMPM	SCRATCH	
19	Uhlir, Donald A	28	NEM	1:56.35			Williams, Ken R	28	SPM	SCRATCH	
20	Schlak, Douglas H	29	FLA	1:57.67			Larue, Steve J	29	LONE	SCRATCH	
21	Corey, Lee R	27	EMPM	1:57.90			Mortensen, Viggo P	27	EMPM	SCRATCH	
22	Pottenger, Warren T	29	LONE	1:58.32			Doherty, James J	25	PBCM	SCRATCH	
23	Koch, Jay R	28	*UA	1:58.35			Butler, Bart B	27	EMPM	SCRATCH	
24	Walsh, Michael B	27	CHA	1:59.72			Hill, J M	29	*UA	SCRATCH	
25	Acker, James G	26	SPM	2:00.15							
26	Zarder, Jeff K	26	WMAC	2:02.12							

Place	Name	Age	Team	Time	Points	Place	Name	Age	Team	Time	Points
1	Marvin, Stuart J	30	GOLD	1:44.87	9.		Ross, William A	37	EMPM	SCRATCH	
2	Montgomery, James P	31	LONE	1:44.91	7.		Hart, Richard D	39	NEM	SCRATCH	
3	Kanamine, Ted S	30	DCMS	1:45.12	6.		Tietze, Paul E	35	CTM	SCRATCH	
4	Hedrick, Trip	32	LONE	1:47.39	5.		Brannen, Skip S	36	STR	SCRATCH	
5	Crowder, Robert T	30	NEM	1:48.02	4.		Brown, Hugh A	36	CLYM	SCRATCH	
6	Wood, Lawrence W	32	LONE	1:48.12	3.		Warner, Peter A	39	CLYM	SCRATCH	
7	Boyd, Thomas C	30	BOCA	1:48.80	2.		Gleason, Ed J	35	PBCM	SCRATCH	
8	Densmore, James E, Jr	30	DCMS	1:49.45	1.						
9	Crooks, Glenn P	33	GAKW	1:49.66		1	Lyons, David C	43	DCMS	1:50.32	9.
10	Stevens, Craig W	33	FORG	1:50.49		2	Garton, Timothy R	43	VAIL	1:50.62	7.
11	Johnson, Eric W	30	CHIC	1:50.90		3	Gray, David J	40	SMMH	1:52.87	6.
12	Carter, Dennis	32	LONE	1:51.06		4	Edghill, Angus J	40	-CAS	1:55.37	5.
13	Hague, David	32	LONE	1:51.28		5	Clark, Stephen E	42	TOC	1:55.95	4.
14	Creighton, R Scott	30	EMPM	1:51.44		6	Abbott, Bill	40	RMM	1:57.88	3.
15	Levasseur, Daniel C	30	MAC	1:52.29		7	Van Dyk, Ben R	41	NEM	1:58.01	2.
16	Toler, David C	31	CHIC	1:52.47		8	Dennis, D Craig	40	WCM	2:00.26	1.
17	Francis, Ben S	30	LBM	1:52.89		9	deBarbadillo, John J	44	EMPM	2:01.21	
18	Smith, David D	32	GLTM	1:53.18		10	Stauffer, Lee W	40	SMS	2:01.28	
19	Knaggs, Richard	32	-CAS	1:53.38		11	Tulenko, Tom	43	FORG	2:02.44	
20	Wagner, Don P	32	SWM	1:53.51		12	Bergquist, Kenneth P	41	DCMS	2:04.72	
21	Wood, J Ralph	30	*UA	1:54.03		13	Henderson, Gary W	40	MIDA	2:04.82	
22	Di Tolla, Robert J	31	SWM	1:54.50		14	Stearns, John E	41	NM	2:05.12	
23	Olson, Gil Arthur, Jr	31	CONN	1:55.06		15	Myerberg, Jim	44	DCMS	2:06.09	
24	Fedoryshyn, Michael W	34	NIAG	1:55.10		16	Tucker, Robert D	40	SLAM	2:08.08	
25	Reller, Chuck M	34	MCMI	1:56.33		17	Jeane, Michael L	40	LONE	2:09.08	
26	Murphy, Brian J	34	SCA	1:57.72		18	Hunt, John W	43	JERS	2:16.43	
27	Suttle, Michael	33	SCA	1:58.52		19	Trevison, Rick	43	JERS	2:18.50	
28	Campbell, Peter A	30	NEM	1:58.69		20	Winokur, Eliot	42	CFM	2:21.33	
29	Darling, Michael B	32	SCMS	1:59.40		21	White, Bernard	42	MAC	2:21.78	
30	Dorsch, James A	30	NIAG	2:00.12		22	Shuminsky, Timothy W	40	*UA	2:25.62	
31	Rothman, Sheldon N	34	EMPM	2:00.95		23	Grau, Steven D	40	SPM	2:25.78	
32	Rice, Douglas E	30	EMPM	2:01.04		24	Howell, Lanny	40	-WRM	2:28.71	
33	Haitland, Craig J	30	-WRM	2:01.63		25	Reid, Justus W	42	PBCM	2:29.77	
34	Capers, Jim D	34	LONE	2:01.94		26	Levickas, Tom R	43	MARY	2:30.70	
35	Weinkle, Andrew S	31	GOLD	2:02.28		27	Smith, Brian J	41	ALMA	2:47.52	
36	Hagen, James R	33	PBCM	2:03.31			Crane, James M	44	DADS	SCRATCH	
37	Sokolow, Steven P	30	EMPM	2:05.38			Delong, Gerry	42	GOLD	SCRATCH	
38	Trumbull, Stephen C	33	RAMA	2:05.43			Donaldson, Ben	43	*UA	SCRATCH	
39	Peck, Larry, D	32	CFM	2:10.04			Keenan, Bill	42	SMS	SCRATCH	
40	Healy, Kevin M	31	TJC	2:11.00			Rhudy, Bo	44	MICH	SCRATCH	
41	Gallagher, Thomas M	31	NIAG	2:15.80			Cheney, Dave	41	LONG	SCRATCH	
42	Harrell, Mark S	33	CLYM	2:17.36			Boak, Thomas D, Jr	42	LONE	SCRATCH	
43	Senneff, Bill	31	NIAG	2:20.54			Ledgard, Walter, Jr	41	-PER	SCRATCH	
44	Leverone, Michael E	30	LONE	2:34.89			Danehy, Edward E	44	LONG	SCRATCH	
45	Fazzano, Nicholas G	34	NEM	2:58.69			Meintjies, Bruce E	44	PLA	SCRATCH	
46	Drummer, Kenneth L	32	TBM	3:04.32							
	Stack, Christopher E	32	*UA	SCRATCH		1	Sintz, Peter V	45	DCMS	1:58.50	9.
	Hedberg, Stephen	33	SWM	SCRATCH		2	Southall, Henry	46	VERM	2:02.41	7.
	Solari, Chael	30	DLSC	SCRATCH		3	Calwell, Mike N	45	MOVY	2:03.43	6.
	Gilchrist, David D	33	NFM	SCRATCH		4	Leskovitz, Ernie	49	GOLD	2:05.31	5.
	Ross, Robert J	31	SCA	SCRATCH		5	Clark, Thomas D	45	NFM	2:05.53	4.
	Riley, Pat	30	ARKM	SCRATCH		6	Harrison, David P	48	MIDA	2:05.99	3.
	Andersen, Allan J	31	PBCM	SCRATCH		7	Jones, Allen F	46	LONE	2:06.70	2.
	Kavazanjian, Edward	34	EMPM	SCRATCH		8	Fulop, John	45	EMPM	2:11.61	1.
	Edgell, Don	34	DCMS	SCRATCH		9	Hamilton, Harry	45	NEM	2:11.93	
	Ameden, D Reed	32	CONN	SCRATCH		10	Newman, William E	46	DCMS	2:12.02	
	Maughan, Robert F	33	*UA	SCRATCH		11	Bettis, Lee W	48	DCMS	2:12.46	
	Schakel, Mark E, II	31	PAS2	SCRATCH		12	Thornton, George C	46	RMM	2:17.06	
	Davis, Kern M	31	SPM	SCRATCH		13	Conley, John J	47	JERS	2:18.99	
	Saltzman, Eric S	30	GOLD	SCRATCH		14	Riggs, William M	45	MN	2:19.06	
	Woods, Gerald T	33	PAS2	SCRATCH		15	Messineo, Doug	45	SWIM	2:21.23	
	Conrad, Kester R	33	LONE	SCRATCH		16	Alther, Richard P	46	VERM	2:21.31	
						17	Wendelken, Frederick W	47	RMM	2:22.05	
1	O'Keefe, Peter R	35	SCA	1:47.76	9.	18	Mann, George W	48	CFM	2:23.87	
2	LaMontagne, James H	37	BOCA	1:50.57	7.	19	Gee, Milton C	49	MAC	2:24.25	
3	Polansky, Kevin L	36	RMM	1:50.79	6.	20	Smith, Ronald E	49	CLYM	2:30.25	
4	Audley, David R	39	DCMS	1:51.61	5.	21	Rosenbaum, Walter A	48	PAS2	2:38.32	
5	Dorney, William A	38	BBB	1:52.34	4.	22	Simon, Ben	48	EMPM	2:40.41	
6	Bryan, Todd A	35	NEM	1:53.86	3.	23	Kline, Michael H	46	CLYM	2:42.22	
7	Radimer, John W	36	VERM	1:54.72	2.		Steuart, Bill	49	SMMH	SCRATCH	
8	French, Leo H, III	38	GAKW	1:54.83	1.		Garton, David Q	45	VAIL	SCRATCH	
9	Gianniny, Bruce E	35	NIAG	1:54.84			Goldstein, Mel E	47	GISA	SCRATCH	
10	Barden, Mike	37	BOCA	1:55.11			McCranels, John R	46	PBCM	SCRATCH	
11	Redwine, Robert B	39	RMM	1:55.86			Bender, John T	47	CONN	SCRATCH	
12	Page, Bruce W	39	CLYM	1:55.99			Welsh, Raymond	46	BOCA	SCRATCH	
13	Carter, Gary T	36	LONE	1:56.25			Schmid, Jon C	45	PBCM	SCRATCH	
14	Ralph, Thomas J	36	NIAG	1:56.43			Cheadle, Richard O	48	DCMS	SCRATCH	
15	Ziskin, Ken	38	SCA	1:56.56			Borde, Gordon	47	-CAS	SCRATCH	
16	Gonzalez, Jorge A	37	YPIT	1:56.91			Penick, Thomas E, Jr	47	CLYM	SCRATCH	
17	Lane, Homer W	36	NEM	1:57.54							
18	Chesneau, Lee S	37	PNA	1:59.13		1	Canterbury, Kirk	50	MAC	2:02.19	9.
19	Warner, Frank	37	OREG	1:59.62		2	Koolstra, Sam G	50	LINC	2:02.82	7.
20	Wilson, Peter W	37	LAAC	1:59.81		3	Taft, Peter R	50	SCA	2:03.28	6.
20	Elton, John A	35	NIAG	1:59.81		4	Jones, Sam	50	*UA	2:08.07	5.
22	Pyle, Edwin	36	*UA	2:02.19		5	Cavanaugh, Cav	50	GOLD	2:10.33	4.
23	Meree, Gene	36	CHA	2:03.45		6	Wells, Dick L	50	RMM	2:11.86	3.
24	Woodsum, Glenn C	39	NFM	2:03.47		7	Johnsen, James J	50	EMPM	2:13.42	2.
25	Menard, Roger E	36	NEM	2:04.33		8	Coxon, Al	50	OKMS	2:14.19	1.
26	Highley, Steven R	39	BMSC	2:04.48		9	George, John H	50	OKMS	2:15.97	
27	Rumberger, Wilson J	35	SWIM	2:05.24		10	Shannon, Larry R	53	SVY	2:17.02	
28	Kramerov, Vladimir Y	39	MCN3	2:05.94		11	Mac Donald, Dick C	50	NEM	2:20.86	
29	Donnelly, Jim	35	MAC	2:08.74		12	Welch, Arthur C	53	SCA	2:21.00	
30	Gibbs, Peter W	38	-CAS	2:10.38		13	Britton, Bill W	50	OHIO	2:21.08	
31	Phillips, Craig S	36	CLYM	2:11.30		14	Lyndon, Tom	54	NEM	2:23.97	
32	Haskett, Jay D	36	IRCC	2:11.57		15	Conway, Larry D	52	LONE	2:25.01	
33	Burke, George A	37	SMS	2:12.52		16	Cooke, Richard E	50	SAW	2:25.06	
34	Love, Jet T	39	DCRD	2:13.98		17	Busse, George	54	GOLD	2:33.08	
35	Ganev, Anton P	36	DCMS	2:15.88			Duncan, Peter J	51	OKMS	SCRATCH	
36	Wittman, Art	35	GOLD	2:17.02			Drobner, Sherwin	52	BM	SCRATCH	
37	Brown, Buz	37	FORG	2:22.21			Lawrence, Vere	53	-CAS	SCRATCH	
38	Young, Harland H	37	SWOM	2:24.66			Carter, Bill	51	LPYM	SCRATCH	
39	Hanson, Del M	39	LONE	2:32.38							
40	Bowe, Douglas F	38	BOCA	2:33.60		1	Johnston, Graham M	55	LONE	2:07.33	9.
41	Katynski, Gary P	37	BOCA	2:35.02		2	Wilson, Win B	59	NEM	2:12.16	7.
42	Chertoff, Kenneth J	35	EMPM	3:01.87		3	Heritier, Bob	57	MICH	2:13.18	6.

Place	Name	Age	Team	Time	Points	Place	Name	Age	Team	Time	Points
4	Pitts, James T	55	EMPM	2:17.85	5.	8	Rawstrom, Harry W	69	MIDA	2:53.90	1.
5	Randall, Charles	57	SMS	2:23.61	4.	9	Shostchuk, Henry	68	MIDA	2:55.93	
6	Duffy, John H	55	CONN	2:25.27	3.	10	Green, James A	67	MICH	2:58.15	
7	Lustig, George A	56	GOLD	2:34.88	2.	11	Morningstar, Ham J	69	MICH	3:05.71	
8	Kaname, Theodore S	56	DCMS	2:45.69	1.	12	Hirsch, Rudolph	68	BM	3:11.97	
9	Perez, Manuel C	56	-PR	2:50.43		13	Struthers, William H	68	JERS	3:47.46	
10	Gardner, Wayne	58	GOLD	2:52.01			Milsom, Patrick S	67	-UTM	SCRATCH	
11	Spinelle, Michael A	55	JERS	2:55.52			Prew, William A	66	GOLD	SCRATCH	
12	Eckert, Alan C	55	EMSC	3:07.47			Molvie, Bill	67	SPM	SCRATCH	
	Chamberlain, Frank M	55	GAKW	SCRATCH			Herrera, Joe M	68	DCMS	SCRATCH	
	Malone, Dan F	55	GOLD	SCRATCH		1	Lemmon, Kelley B	74	DCMS	2:29.80	9.
	Emes, Edward L, Jr	57	DCMS	SCRATCH		2	Ledgard, Walter	70	-PER	2:30.10	7.
	Beach, Robert	55	SPM	SCRATCH		3	Newman, Austin P	70	JERS	2:42.04	6.
	Wells, Dick G	56	MCML	SCRATCH		4	Spear, Gil	71	IRCC	2:56.64	5.
	Richards, Ed	57	FORG	SCRATCH		5	Jennings, Eugene	71	SPM	2:58.99	4.
	Manganiello, Louis P	55	GOLD	SCRATCH		6	Schofield, Earle F	72	MCML	3:04.34	3.
1	Woods, John M	62	DCMS	2:16.93	9.	7	Anderson, Hamilton H	72	LONE	3:08.78	2.
2	Guttilla, Bernard J	60	EMPM	2:17.62	7.	8	Kassell, Bert	73	DCMS	3:09.75	1.
3	Kenney, Jerry	60	JERS	2:37.08	6.	9	Walbolt, Fred B	73	SPM	3:14.62	
4	Edwards, James K	63	NEM	2:38.33	5.	10	Skjersaa, Norman H	70	CFM	3:16.29	
5	Leadbetter, Gordon R	60	SPM	2:38.61	4.	11	Miller, Francis J	73	DCMS	3:39.09	
6	Simpson, Russell	62	-ATB	2:44.07	3.	12	Wojcik, Stanley P	70	LINC	3:50.87	
7	Schmidt, C Frederick	60	SCA	2:45.03	2.		Hotvedt, Kermit O	71	SPM	SCRATCH	
8	Briesemeister, Richard E	60	EMPM	2:51.09	1.		Sachs, Allan E	73	PNA	SCRATCH	
9	Campbell, William J, Jr	63	GOLD	2:57.79			Beal, Robert E	72	LINC	SCRATCH	
10	Edwards, Ed M	63	SYL	3:14.89		1	McAfee, David H	76	DCMS	2:58.08	9.
	Bennet, Robert C	63	SMS	SCRATCH		2	Robertson, Tex J	77	LONE	2:58.60	7.
1	Welch, Jim	68	HUMU	2:24.18	9.	3	Bellaire, Frank R	76	MIDA	3:04.88	6.
2	Crews, John P	66	ORM	2:27.03	7.	4	Irvine, Joe S	75	RINC	3:06.15	5.
3	Clemens, Gus	68	LONE	2:34.51	6.	5	Wood, Charles A	77	*UA	3:28.53	4.
4	Acker, Robert F	65	LINC	2:37.44	5.	6	Nelson, Robert	78	GOLD	3:30.33	3.
5	Murphy, Frank M	67	DCMS	2:38.03	4.	7	Newton, John S	77	LINC	3:30.83	2.
6	Hubbell, George L	66	ADIR	2:41.18	3.						
7	Harris, Charles E	65	JERS	2:42.33	2.	1	Langner, Gus H	82	CONN	3:08.04	9.

Women's

50 Yd. Breaststroke

Event 31

Sat., May 17

Place	Name	Age	Team	Time	Points	Place	Name	Age	Team	Time	Points
1	Wamsley, Sherry V	29	LONE	0:33.43	9.		Carter, Constance M	33	MICH	SCRATCH	
2	O'Brien, Shannon W	26	CHA	0:33.80	7.		Packard, Nancy I	32	FAS2	SCRATCH	
3	Costa, Susan G	28	HAWK	0:34.86	6.	1	Cattrall, Yvonne M	37	-EMP	0:34.48	9.
4	Dix-Trafford, Patricia A	27	FORG	0:35.02	5.	2	Slimak, Christie H	38	CONN	0:34.81	7.
5	Banisch, Jeanne M	25	SLAM	0:35.20	4.	3	Gettling, Janet	37	SWM	0:35.09	6.
6	Underwood, Cheryl A	26	NIAG	0:35.64	3.	4	Polisky, Nancy R	36	VMST	0:36.32	5.
7	Salmons, Anne	26	STR	0:36.38	2.	5	Thomas, Carol A	35	FAS2	0:37.84	4.
8	Massie, Debbie D	28	GOLD	0:36.51	1.	6	Hill, Beverly A	35	TBM	0:38.73	3.
9	De Herder, Elizabeth A	27	STR	0:36.54		7	Cartee, Lynn	39	SMS	0:38.78	2.
10	O'Hara, Suzanne K	27	DCMS	0:37.03		8	Belford, Judy D	36	OREG	0:38.85	1.
11	Kingsbury, Amy B	27	LONE	0:38.22		9	Small, Cassandra E	38	CFM	0:39.03	
12	Whitehead, Maria B	27	*UA	0:38.41		10	Levickas, Susan M	38	MARY	0:39.10	
13	Phillips, Nancy H	25	FAS2	0:38.97		11	Cathey, Sandra G	37	MAC	0:40.46	
14	Dickey, Angela R	28	CFM	0:39.14		12	Cazin, Linda	39	PNA	0:40.57	
15	Moore, Lisbeth L	29	TBM	0:40.62		13	Potter, Penny M	38	CFM	0:41.86	
16	Settelen, Sherry L	28	PBCM	0:40.67		14	Ashworth, Trudy S	39	LONE	0:42.71	
17	Sutton, Debbie	29	-EOM	0:42.52		15	Nighswonger, Diana M	38	BSCM	0:42.78	
	Laing, Leslie A	26	NAC	SCRATCH		16	Eisen, Susan H	36	FAS2	0:42.84	
	Stewart, Victoria A	26	BOCA	SCRATCH		17	Davidson, Judy	37	-EOM	0:43.58	
1	Tubergen, Lisa B	30	VMST	0:32.00	9.	18	Meck, Constance L	35	DCMS	0:44.38	
2	Eiwen, Ginny	33	*UA	0:32.58	7.	19	Gluffre, Maureen	35	NIAG	0:44.71	
3	McIntyre, Susie G	30	SCA	0:33.39	6.	20	McHugh, Judith H	37	LONE	0:48.20	
4	DiCerbo, Diane M	30	BOCA	0:33.48	5.		Champagne, Gayle L	36	MICH	SCRATCH	
5	Melick, Judith E	31	NEM	0:33.71	4.		Herron, Judie S	36	ORM	SCRATCH	
6	Walker, Deborah W	34	SMS	0:33.82	3.		Mullerheim, Kathleen B	39	CLYM	SCRATCH	
7	Pesavento, Janet E	34	CHA	0:34.02	2.	1	Pierson, Ginger L	40	OREG	0:33.33	9.
8	Sebald, Susan	33	SWIM	0:34.04	1.	2	Lumplin, Marilyn E	42	MARY	0:36.91	7.
9	Chapman, Linda I	30	FORG	0:34.06		3	Ramanaukas, Margaret E	40	MARY	0:37.06	6.
10	McNamara, Katie A	31	CHA	0:34.86		4	Decker, Judy	43	VMST	0:37.36	5.
11	Mattson, Patricia A	32	GAKW	0:35.27		5	Bliss, Marilyn J	40	ALMA	0:37.45	4.
12	Morrison-Casey, Lynn A	32	LONE	0:35.51			Watson, Jessie B	40	GPAC	0:38.13	3.
13	Morrison-Casey, Lynn A	30	CHA	0:36.54		7	Durrant, Betsy	44	VMST	0:39.68	2.
14	Sherman, Nancy J	30	MCCM	0:37.12		8	Brand, Jan M	40	DCMS	0:40.50	1.
15	Mickunas, Karen P	31	VMST	0:37.53		9	Adler, Bunny	42	ADIR	0:41.01	
16	Ross, Lisa H	31	SPM	0:37.84		10	Bradley, Marianne E	43	CLYM	0:41.84	
17	Esses, Alison Asher	32	SCA	0:38.13		11	Sherman, Mary-Pat	43	TAM	0:42.43	
18	Boughan, Constance M	34	GAKW	0:38.28		12	Mastell, Gloria	40	SPM	0:55.29	
19	Hanson, Melissa C	33	LONE	0:38.41		13	Smith, Marilyn Z	40	ALMA	1:01.53	
20	Logan, Kris E	31	SPM	0:38.67			Peterson, Susan B	43	GOLD	SCRATCH	
21	Booth, Heather A	32	NIAG	0:38.77			Welsh, Kathleen	44	BOCA	SCRATCH	
22	Baxter, Sandra L	31	STR	0:39.94			Valdes, Pamela A	42	BSCM	SCRATCH	
23	Picariello, Jeanne M	33	DCMS	0:40.49		1	Leilich, Joann J	47	DCMS	0:36.25	9.
24	Shaffer, Karen B	31	DCMS	0:40.61		2	Dreher, Barbara E	45	MICH	0:38.55	7.
25	Hoover, Jill G	32	DCMS	0:40.82		3	Geoffrion, Helen H	47	SCA	0:39.93	6.
26	Belford, Marsha	30	EMPM	0:42.20		4	Jones, Alice U	47	EMPM	0:40.11	5.
27	Montgomery, Diane M	32	LONE	0:42.30		5	Stine, Ingrid M	47	LINC	0:40.51	4.
28	Reise, Theresa E	34	IRCC	0:42.82		6	Land, Margaret C	49	MIDA	0:41.73	3.
29	Repp, Kati	32	FAS2	0:44.47		7	Van Every, Margaret	45	CFM	0:41.91	2.
30	Stropes, Joann L	34	LONE	0:46.71		8	Beattie, Ernestine J	49	CFM	0:45.05	1.
	Hagen, Janice A	32	SCA	SCRATCH		9	Rossi, Clarice M	48	LINC	0:46.03	
	Storey, Trudy J	31	LONE	SCRATCH			McCranels, Joann H	46	PBCM	SCRATCH	
	Potter, Laurie A	34	LINC	SCRATCH							
	Sherman, Janet L	30	NIAG	SCRATCH							
	Holmes, Constance M	33	PBCM	SCRATCH							

Place	Name	Age	Team	Time	Points	Place	Name	Age	Team	Time	Points
1	McGuire, Anne B	51	GOLD	0:39.38	9.	15	Melick, Florence B	64	MIDA	1:41.92	
2	Tucker, Beverley J	51	SPM	0:43.22	7.		Sagasti, Elsa H	64	DCMS	SCRATCH	
3	Robbins, Suzanne E	52	OKMS	0:47.07	6.	1	Zint, Gertrud J	68	NM	0:45.67	9.
4	Ferguson, Carol C	54	LAKE	0:47.36	5.	2	Eibl, Anneliese	66	MCCM	0:48.90	7.
	Vijil, Maria R	51	SPM	SCRATCH		3	Joy, Sally	69	SSUM	0:49.88	6.
1	Bogatro, Lisa M	56	ARIZ	0:43.46	9.	4	Hoffrichter, Norma G	67	ARKM	0:50.85	5.
2	Roach, Thelma	58	-ATE	0:44.71	7.	5	Poole, Libby D	65	CHA	0:51.69	4.
3	Clark, Lotte E	56	CLYM	0:46.98	6.	6	Spears, Betty	68	NEM	0:52.57	3.
4	Heigham, Katharine L	57	NEM	0:50.52	5.	7	Andersen, Laverne J	67	ARKM	0:53.29	2.
5	Rindner, Eva G	57	NEM	0:52.73	4.	8	Baker, Jean C	65	NEM	0:56.10	1.
	Farnsworth, Patricia A	55	EMPM	SCRATCH		9	Parnell, Martha A	66	CFM	1:01.98	
						10	Bell, Frances	68	CTM	1:05.60	
							Samson, Margaret	69	CPM	SCRATCH	
1	Christian, Betty	64	MOVY	0:43.29	9.	1	Hubbard, Margaret R	71	*UA	0:53.56	9.
2	Donnelly, Dorothy L	64	CONN	0:45.56	7.	2	Anderson, Mildred A	71	LONE	0:58.93	7.
3	Howell, Jae	63	WCM	0:48.19	6.	3	Wilder, Anne	72	IRCC	1:00.15	6.
4	Harrison, Kay M	62	HUMU	0:49.13	5.	4	Chenau, Jean K	72	-CCC	1:03.95	5.
5	Welles, Ellen M	62	RAMA	0:49.86	4.	5	Cahill, Helen P	70	MARY	1:41.59	4.
6	Dunn, Betty C	61	NIAG	0:51.02	3.		Schultz, Evelyn D	75	SPM	SCRATCH	
7	Haupt, Jeanne	62	MIDA	0:52.46	2.	1	McKechnie, Marian B	81	SPM	1:30.84	9.
8	Shaw, Ruth	60	SPM	0:53.85	1.	2	Bauscher, Anna	83	MIDA	2:09.92	7.
9	Miller, Emily G	61	JAX	0:54.92							
10	Graham, Rhea H	62	SCC	0:55.51							
11	Morrish, Julia A	62	PNA	0:57.57							
12	Dunworth, Lena N	63	SPM	0:58.18							
13	Bowen, Ellen	61	CLYM	1:04.43							
14	McCormack, Betty	61	NM	1:16.86							

Men's

50 Yd. Breaststroke

Event 32

Sat., May 17

Place	Name	Age	Team	Time	Points	Place	Name	Age	Team	Time	Points
1	DeHerder, Russell S	26	STR	0:27.60	9.		Groseille, Jack	31	NIAG	SCRATCH	
2	Slowey, Michael J	28	*UA	0:27.70	7.		Hansley, Carl	34	PLAN	SCRATCH	
3	Kanzler, Matthew H	29	DCMS	0:28.27	5.50		Saltzman, Eric S	30	GOLD	SCRATCH	
3	Banks, Bart	27	STR	0:28.27	5.50						
5	Shore, Joseph E	27	*UA	0:28.37	4.	1	Ziskin, Ken	38	SCA	0:28.66	9.
6	Shaffer, Steven P	28	DCMS	0:28.45	3.	2	Schminke, Dave W	36	*UA	0:28.73	7.
7	Hamlett, Robert L	27	EMPM	0:28.52	2.	3	Stine, James R	35	CLYM	0:28.86	6.
8	Ramirez, Robin	27	FAS2	0:28.76	0.50	4	Jewell, Gary L	36	SLAM	0:28.99	5.
8	Casciato, Michael G	26	FORG	0:28.76	0.50	5	Kolar, Clay	37	LINC	0:29.13	4.
10	Laiti, Peter J	27	BMSC	0:28.84		6	Vigar, Stephen L	35	*UA	0:30.11	3.
11	Laiti, Christopher J	25	BMSC	0:28.92		7	Friach, David J	37	FORG	0:30.88	2.
12	Tatum, Bruce D	28	FCST	0:28.93		8	Donnelly, James M	37	SMS	0:31.00	1.
13	Blommel, Gregory G	26	WMAC	0:29.09		9	Hintlian, Varney J	36	NEM	0:31.13	
14	Gawboy, Barton J	29	SCA	0:29.11		10	Prins, Peter E	37	MIAM	0:31.86	
15	Manz, James Walton	25	WMAC	0:29.53		11	White, Dennis	35	OKMS	0:31.96	
16	Shake, Joe	27	STR	0:29.66		12	Patton, Chuck L	35	PBCM	0:32.01	
17	Nevill, Gary S	27	LAAC	0:29.76		13	Daniels, Virgil C	38	NFM	0:32.32	
18	Schlak, Douglas H	29	PLA	0:30.63		14	Rolby, George A, Jr	38	SLAM	0:32.40	
19	Zarder, Jeff K	26	WMAC	0:31.42		15	Lidyard, Gene B	35	LONE	0:32.42	
20	Wilson, W Brett	28	-WRM	0:31.43		16	Ganev, Anton P	36	DCMS	0:32.45	
21	Webb, R Mark	29	SWIM	0:31.80		17	Walker, Rick B	35	SMS	0:32.71	
22	Lehner, Kenneth S	28	JERS	0:32.39		18	Miller, Edward W	36	STR	0:32.78	
23	Shotola, Steven J	25	IRCC	0:33.56		19	Brown, Buz	37	FORG	0:33.17	
24	Vianco, Paul T	28	NIAG	0:34.10		20	Meree, Gene	36	CHA	0:34.76	
25	Grande, Michael P	29	CFM	0:37.15		21	Huerta, Salvador L	36	-AMA	0:35.13	
	Joyner, Mike M	28	FAS2	SCRATCH		22	Hanson, Del M	39	LONE	0:35.74	
	Fields, John A, Jr	29	STR	SCRATCH		23	Bowe, Douglas F	38	BOCA	0:39.04	
	Carter, Robert W	29	FCST	SCRATCH			Brubaker, Dick	37	TJC	SCRATCH	
	Rhodes, Richard B	29	BOCA	SCRATCH			Nugent, William C	36	NEM	SCRATCH	
							Marble, David H	39	BOCA	SCRATCH	
							Margolis, Herbert M	37	BOCA	SCRATCH	
							Tatsch, Richard W	35	*UA	SCRATCH	
1	Tuero, Douglass W	30	*UA	0:27.23	9.	1	Hull, Marty	43	LO	0:29.23	9.
2	Miltenberger, Chester D	34	CFM	0:27.45	7.	2	Hernandez, Rafael	40	-AMA	0:29.26	7.
3	Sarratt, Richard S	30	CHA	0:27.49	6.	3	Cracknell, Bob	40	-SE	0:29.69	6.
4	Von Hoffmann, Gerard	30	DCMS	0:27.73	5.	4	Guthrie, Scott	41	*UA	0:30.07	5.
5	Schuman, R Mark	30	FORG	0:27.98	4.	5	Boak, Thomas D, Jr	42	LONE	0:30.20	4.
6	Holmes, Kenneth A	32	SWM	0:28.46	3.	6	Smith, Robert S	42	OREG	0:30.63	3.
7	Lavine, Ted H	30	LONE	0:28.65	2.	7	White, John H	41	*UA	0:31.19	2.
8	Vander Bogart, Kurt M	31	LONE	0:29.07	1.	8	Trimble, J Gary	43	DBSA	0:31.77	1.
9	Letendre, Leo J	33	SLAM	0:29.16		9	Appleton, Gray B	43	MAC	0:31.80	
10	Dougherty, Michael P	34	VMST	0:29.58		10	Greger, Ronald E	41	DCMS	0:32.15	
11	Eiwen, Bill	33	*UA	0:29.71		11	Stearns, John E	41	NM	0:32.74	
12	Bergethon, Stephen M	30	CONN	0:29.75		12	Gallo, Vincent A	42	GOLD	0:32.89	
13	Blatt, Michael J	30	SCA	0:30.38		13	Gallagher, Bob M	43	MCML	0:33.01	
13	Wittmann, Michael	32	-SA	0:30.38		14	Olson, Mickey C	43	OMAH	0:33.17	
15	Parler, David A	30	CHA	0:30.57		15	Rawls, Ed	41	LONE	0:33.72	
15	Briggs, David A	33	STR	0:30.57		16	Shuminsky, Timothy W	40	*UA	0:34.23	
17	Hice, Randy C	31	MICH	0:30.66		17	Marineau, Ken H	41	ALMA	0:34.50	
18	Nyman, Larry C	32	MN	0:30.79		18	Tier, Martin D	40	SMS	0:35.61	
19	Vogel, Mark G	32	SWM	0:30.89		19	Davis, Ron D	44	FAS2	0:36.21	
20	Kane, Robert F	31	NEM	0:31.22		20	Garrett, John R	41	IRCC	0:36.32	
21	Capers, Jim D	34	LONE	0:31.60		21	Fisette, George R	44	CHA	0:37.02	
22	Startzman, Robb	32	PBCM	0:31.70		22	Szigeti, Andrew	42	NM	0:38.91	
23	Dunne, Patrick J	31	LONE	0:32.82		23	Howell, Lanny	40	-WRM	0:38.93	
24	Hummer, Steve	30	CFM	0:33.64		24	Smith, Brian J	41	ALMA	0:42.37	
25	Sonnier, P Louis	31	LONE	0:34.28			Abbott, Bill	40	RMM	SCRATCH	
26	Liegey, Gabriel J	34	*UA	0:34.47			Cannon, David R	43	LAKE	SCRATCH	
27	Paterson, Steve	31	BOCA	0:39.12			Putnam, Charles W	43	ARIZ	SCRATCH	
28	Fazzano, Nicholas G	34	NEM	0:39.38			Kriegner, Robert P	41	FLA	SCRATCH	
29	Rutland, Thomas H	32	SPM	0:40.91			Rudd, James A	40	-PR	SCRATCH	
30	Farrar, Doug	31	LONE	0:45.95		1	Gallagher, Drury J	47	EMPM	0:30.15	9.
31	Drummer, Kenneth L	32	TBM	0:51.26		2	McCoy, Jack	45	CONN	0:30.53	7.
	Madison, Nathaniel M	31	PBCM	DISQUAL							
	Partington, Patrick W	30	PBCM	DISQUAL							
	Hampton, Gary C	33	NIAG	SCRATCH							
	Dailey, Steve	31	PCST	SCRATCH							

Place	Name	Age	Team	Time	Points	Place	Name	Age	Team	Time	Points
3	Daboll, David C	49	IEM	0:31.06	6.	2	Porbes, James R	60	EMPM	0:34.46	7.
4	Mulliken, William D	46	LINC	0:31.48	5.	3	Rivi, Henry H	62	*UA	0:36.28	6.
5	Farrell, Jeff	49	SBSC	0:31.68	4.	4	Roach, Ted	60	-ATB	0:36.34	5.
6	Lau, Wang	49	KWSY	0:32.38	3.	5	Najera, Contreras F	63	-AMA	0:37.27	4.
7	Hopkins, Cyrus C	48	NEM	0:32.53	2.	6	Melick, George F	61	MIDA	0:37.46	3.
8	Gee, Milton C	49	MAC	0:33.04	1.	7	Holmes, Rogers B	64	JAX	0:38.50	2.
9	Grossmann, Robert L	47	VMST	0:34.59		8	Brainin, Abrasha	63	SPM	0:39.03	1.
10	Messineo, Doug	45	SWIM	0:34.69		9	Schmidt, C Frederick	60	SCA	0:39.82	
11	Crumbine, Peter J	47	CONN	0:34.80		10	Walker, W Jason	62	SCA	0:44.20	
12	Fleming, David P	45	NEM	0:35.26			Barret, Saul	60	*UA	SCRATCH	
13	Doerffel, George A, Jr	48	GOLD	0:36.91			Lynch, Walter A	64	EMPM	SCRATCH	
14	De La Fuente, Alejandro A	47	-PER	0:42.29			Cowling, Bob	63	LONE	SCRATCH	
	Rosenbaum, Walter A	48	FAS2	DISQUAL			Acenbrack, Donald F	60	CLYM	SCRATCH	
	Reichelt, Hans H	49	DCRD	SCRATCH			Bradbeer, George B	63	*UA	SCRATCH	
	Garton, David Q	45	VAIL	SCRATCH			Patton, Robert S	64	SPH	SCRATCH	
	Ruggie, William H	49	CLYM	SCRATCH							
	Culbertson, Samuel A	45	TJC	SCRATCH		1	Krup, Paul	68	OHIO	0:36.79	9.
	Penick, Thomas E, Jr	47	CLYM	SCRATCH		2	Weatherhead, Albert H.P.	67	-CAS	0:38.42	7.
1	Sanquily, Manuel	53	CONN	0:30.11	9.	3	Walker, Raymond A	66	NEM	0:38.57	6.
2	Robinson, Ted	52	CFM	0:32.19	7.	4	Green, James A	67	MICH	0:38.97	5.
3	Miyares, Nestor A	51	-PR	0:32.50	6.	5	Chamberlain, Roger W	69	CONN	0:39.39	4.
4	Parks, William R	50	RMM	0:32.73	5.	6	Cleaveland, Brud	68	CFM	0:39.42	3.
5	Burns, Raymond S	50	SPM	0:32.75	4.	7	Uhrich, Bill	65	SPM	0:40.22	2.
6	Kaufmann, Joey	51	-CAS	0:33.12	3.	8	Schaeffer, Cal	68	MIDA	0:40.53	1.
7	Clayson, D Barr	50	NEM	0:33.68	2.	9	Hoffrichter, Wally B	69	LONE	0:40.84	
8	Bohan, James C	50	TOC	0:34.18	1.	10	Crago, Paul C	65	OHIO	0:41.72	
9	Maley, Karl A	51	DADS	0:34.53		11	Eibl, Bill	69	MCCM	0:42.44	
10	Kooistra, Sam G	50	LINC	0:34.56		12	Rawstrom, Harry W	69	MIDA	0:42.98	
11	Lohr, Victor John	53	-SST	0:35.24		13	Donovan, Robert J	65	GISA	0:43.60	
12	Holmes, Douglas A	50	HSC	0:36.27		14	Gingras, Donald C	66	EMPM	0:43.68	
13	Cambron, Charles Robert	54	IRCC	0:37.91		15	Bandrowski, Stanley	68	LONE	0:43.81	
	Koenig, Thomas H	54	RAMA	SCRATCH		16	Donovan, Richard J	68	NEM	0:45.38	
	Cole, John	50	-CAS	SCRATCH		17	Wiley, Scroggie	65	DCMS	0:46.11	
	Thomas, Charles W	51	DLSC	SCRATCH			Bole, George Edward	69	SPM	SCRATCH	
	Van Heisingen, Mel	52	ORKS	NOTIME		1	McCullough, E Don	70	PMST	0:38.31	9.
1	Kortheuer, John D	55	MAC	0:30.95	9.	2	Blackledge, Edgar S, Jr	70	RINC	0:39.57	7.
2	Haartz, P.H. Ted	58	NEM	0:33.25	7.	3	Offner, Mike	71	BOLT	0:41.66	6.
3	Masters, John R	55	LINC	0:34.04	6.	4	Sautter, John J	71	CONN	0:41.85	5.
4	Kueny, Robert M	55	WMAC	0:34.06	5.	5	Johnston, John D	70	SPM	0:41.99	4.
5	Flynn, Kenneth C	56	DCMS	0:34.92	4.	6	Fite, Bill C	73	DCMS	0:45.16	3.
6	Foster, Maurice	55	-CAS	0:35.00	3.	7	Davenport, Richard, B	71	*UA	0:45.87	2.
7	Austin, William P	59	BOCA	0:35.15	2.	8	Walbolt, Fred B	73	SPM	0:55.91	1.
8	Gruender, Dan	56	ARIZ	0:35.85	1.	1	Dotterweich, Dan J	77	JERS	0:42.85	9.
9	Bauman, John	55	WMAC	0:35.88		2	Gilsdorf, Albert G	75	LAKE	0:43.45	7.
10	Hellmann, Hans	58	SMS	0:36.12		3	Share, William L	77	NMM	0:46.77	6.
11	Allen, Alfonso	56	DCRD	0:37.09		4	Irvine, Joe S	75	RINC	0:47.68	5.
12	Prazer, Stan J	58	WPEN	0:37.31		5	Hale, Ernest	75	SCA	0:49.25	4.
13	Nelson, Jim	57	ORM	0:37.38		6	Wood, Charles A	77	*UA	0:59.37	3.
14	Hulme, Ernie	57	NEM	0:37.74		7	Briscoe, Earnest H	79	SPM	1:02.88	2.
15	Torsney, Michael J	56	-BUR	0:37.85			Barr, Harold H	76	EMPM	SCRATCH	
16	Schaefer, Joe W	56	GOLD	0:39.90			Williams, John H	75	*UA	SCRATCH	
17	Berggren, David J, Jr	56	IRCC	0:40.89		1	Vogt, Maxwell	81	JERS	0:52.80	9.
18	Kanameine, Theodore S	56	DCMS	0:41.49		2	Langner, Gus H	82	CONN	0:53.04	7.
	Hunsicker, Harry B	56	LONE	SCRATCH		3	Loeffler, Sig	80	NMM	0:56.61	6.
	MacDonald, Robert C	57	SMS	SCRATCH			Olanoff, Abe	80	NEM	SCRATCH	
	Hauck, Harry E	57	-PR	SCRATCH		1	Lopez, Tony	86	EMPM	2:09.13	9.
1	Kurtzman, Joseph L	60	CHA	0:33.71	9.						

Women's

100 Yd. Backstroke

Event 33

Sat., May 17

Place	Name	Age	Team	Time	Points	Place	Name	Age	Team	Time	Points
1	Moran, Patricia W	26	CHA	1:00.46	9.	12	Dowlen, Mary M	30	CHA	1:14.51	
2	Burk, Monica M	25	LONE	1:03.70	7.	13	Smith, Gwen B	34	SPM	1:15.78	
3	Falls, Michele D	28	TJC	1:04.08	6.	14	Lebeau, Lucy B	30	LONE	1:16.92	
4	Luebbert, Jeanne M	26	GNV	1:06.29	5.	15	Hemsley, Karen A	32	CFM	1:17.92	
5	Test, Bettina P	28	NEM	1:06.65	4.	16	Baffey, Patricia A	34	DCMS	1:19.21	
6	Greene, Whitley R	26	GAKW	1:06.74	3.	17	Watson, Lisa L	32	GAKW	1:19.69	
7	Betts, Nancy R	29	SWIM	1:07.82	2.	18	Grossman, Gail L	31	MIAM	1:21.72	
8	Palker, Mary Ellen B	27	STR	1:08.14	1.	19	Reiersen, Mary G	34	LONE	1:22.64	
9	Nixon, Heather L	26	FAS2	1:09.02		20	Whitney, Marti A	34	BEST	1:23.41	
10	Massie, Debbie D	28	GOLD	1:10.68		21	Boughan, Constance M	34	GAKW	1:27.37	
11	Currier, Robin	25	SWM	1:11.18		22	Perkins, Cynthia L	32	LAAC	1:48.84	
12	Gosda, Pamela J	26	GAKW	1:12.45			Holmes, Constance M	33	PBCM	SCRATCH	
13	Meyer, Salley E	26	NFM	1:15.33			Stropes, Joann L	34	LONE	SCRATCH	
14	Miller, Norma E	27	FAS2	1:18.56			Storey, Krista A	30	IRCC	SCRATCH	
15	Phillips, Nancy H	25	FAS2	1:21.67			Repp, Kati	32	FAS2	SCRATCH	
16	Nichols, Margaret M	29	MARY	1:23.42		1	Dick, Brooke	36	SCCM	1:06.05	9.
	Kaleel, Laura L	25	SPM	SCRATCH		2	McCloskey, Cecilia D	36	FORG	1:06.57	7.
	Sears, Lyn	28	CLYM	SCRATCH		3	Hare, Fran E	35	EMPM	1:11.29	6.
	Scher, Deirdre E	28	EMPM	SCRATCH		4	Belford, Judy D	36	OREG	1:12.85	5.
1	Neill, Kathy H	31	WCM	1:03.42	9.	5	Schmidt, Jonelle G	35	SWM	1:13.43	4.
2	Farnsworth, Karen L	30	EMPM	1:05.75	7.	6	Hearn, Jenny M	37	LONE	1:17.50	3.
3	Skiff, Susan K	31	DCMS	1:06.64	6.	7	Parker, Mary K	38	DCMS	1:20.65	2.
4	Priestley, Jackie A	31	TJC	1:07.24	5.	8	Blake, Joey H	35	LAKE	1:21.95	1.
5	Pesavento, Janet E	34	CHA	1:08.11	4.	9	Barker, Mary E	36	SPM	1:24.59	
6	Shigaki-Iwamoto Carole	30	SCA	1:08.55	3.	10	Donnelly, Jerianne M	36	CONN	1:27.42	
7	Walker, Deborah W	34	SMS	1:09.95	2.	11	Young, Sandy	38	SCA	1:35.19	
8	Sutton, Mary F	34	GOLD	1:10.66	1.	12	Howard, Fannie H	36	IRCC	1:38.81	
9	Steadman-Martin, Nancy J	31	JERS	1:10.84		13	Barnes, Carey A	39	SMS	1:54.03	
10	Garzaniti, Ginny M	34	NFM	1:11.58		14	Nilson, Linda A	38	SMS	1:57.72	
11	Curran, Sara T	31	MOVY	1:14.46			Corman, Julie A	37	PNA	SCRATCH	

Place	Name	Age	Team	Time	Points	Place	Name	Age	Team	Time	Points
	McDermott, Susan B	35	CONN	SCRATCH		4	Heigham, Katharine L	57	NEM	1:52.26	5.
	Grady, Marcia M	36	BOCA	SCRATCH		5	Griffin, Betty	55	DCMS	2:02.45	4.
	Mullerheim, Kathleen B	39	CLYM	SCRATCH		6	Gordon, Edna B	59	SMS	2:07.26	3.
1	Chidester, Carol	41	CHES	1:08.99	9.	7	Kendall, Phyllis H	59	*UA	3:08.46	2.
2	Herrington, Sue R	40	DCMS	1:12.48	7.	1	Steadman, Doris E	61	JERS	1:23.72	9.
3	Berry, Linda L	40	-ATB	1:17.00	6.	2	Christian, Betty	64	MOVY	1:31.46	7.
4	Cranmer, Richalie	40	RMM	1:18.18	5.	3	Watson, Mary Lee	64	NAC	1:39.61	6.
5	Pohlmann, Mary M	41	LINC	1:19.18	4.	4	Welles, Ellen M	62	RAMA	1:53.41	5.
6	Svanson, Ann Vollmer	40	DCMS	1:19.28	3.	5	Graham, Rhea E	62	SCC	2:05.76	4.
7	Kirkendall, Nancy J	43	DCMS	1:19.91	2.	6	Downs, Rosa Joy	64	RAMA	2:09.83	3.
8	Reed, Judy	42	RMM	1:21.45	1.	7	Newman, Marjorie R	62	IRCC	2:23.04	2.
9	Durrant, Betsy	44	VMST	1:22.04		8	Melick, Florence B	64	MIDA	2:48.65	1.
10	Sherman, Mary-Pat	43	TAM	1:26.55			McCormack, Betty	61	NM	DISQUAL	
11	Sachs, Sara J	40	SWOM	1:42.28			Sagasti, Elsa H	64	DCMS	SCRATCH	
							Webster, Evelyn H	64	CMSA	SCRATCH	
1	Griffin, Lucille S	47	VMST	1:15.99	9.	1	Kelley, Louise	68	LINC	1:38.62	9.
2	Blake, Susan L	47	NEM	1:18.61	7.	2	Hoffrichter, Norma G	67	ARKM	1:45.83	7.
3	Rademaker, Sperry J	46	TAM	1:18.67	6.	3	Jennings, Miriam C	66	SPM	1:47.70	6.
4	Konig, Angela	48	TIGR	1:18.73	5.	4	Samson, Margaret	69	CFM	1:53.88	5.
5	Odlum, Jacqueline A	46	-SA	1:22.57	4.	5	Andersen, Laverne J	67	ARKM	2:02.66	4.
6	Land, Margaret C	49	MIDA	1:23.53	3.	6	Parnell, Martha A	66	CFM	2:06.50	3.
7	Breaux, Laura L	45	RRM1	1:28.89	2.	7	Murphy, Lorraine E	67	DCMS	2:08.40	2.
8	Van Every, Margaret	45	CFM	1:35.20	1.	8	Eibl, Anneliese	66	MCCM	2:10.47	1.
9	Rossi, Clarice M	48	LINC	1:37.42		9	Cooper, Virginia A	68	SPM	2:21.92	
10	Cattarin, Sandy B	46	LONE	1:47.69			Golseth, Barbara	66	ARIZ	SCRATCH	
11	Masterson, Bertha L	48	CFM	2:26.43							
	McCranels, Joann H	46	PBCM	SCRATCH		1	Kahrs, Geneva G	72	CHA	1:58.54	9.
1	Correa, Junita	50	PNA	1:17.66	9.	2	Lathram, Mary M	70	DCMS	2:00.03	7.
2	Kirby, Elizabeth A	53	NPM	1:23.71	7.	3	Marsh, Susan	72	RMM	2:08.20	6.
3	Robbins, Suzanne E	52	OKMS	1:28.51	6.	4	Anderson, Mildred A	71	LONE	2:11.57	5.
4	Wilson, Connie A	51	OREG	1:28.80	5.	5	Hupp, Millie L	70	CFM	2:28.00	4.
5	Holliday, Scottie	52	SMS	1:32.56	4.	6	Riordan, F Dorothy	74	LAKE	2:45.53	3.
6	Campbell, Shirley M	50	SPM	1:32.77	3.						
7	Galvin, Joan M	54	CLYM	1:38.83	2.	1	Dolce, Julia	76	JERS	2:13.53	9.
8	Pitts, Betty B	54	EMPM	1:39.63	1.	2	Scott, Sally J	78	GOLD	2:28.80	7.
9	Greer, Sandra S	51	LAKE	2:21.63							
1	Martin, Marjorie	57	NEM	1:30.80	9.	1	McKechnie, Marian B	81	SPM	2:26.79	9.
2	McIntyre, Joan C	57	NEM	1:32.42	7.						
3	Mullins, Mary Jane	55	LAKE	1:40.30	6.	1	Peckham, Ella	87	WCM	2:57.79	9.

Men's

100 Yd. Backstroke

Event 34

Sat., May 17

Place	Name	Age	Team	Time	Points	Place	Name	Age	Team	Time	Points
1	Dardaris, Peter J	27	PORG	0:53.31	9.	22	Farler, David A	30	CHA	1:05.93	
2	Tudor, John B	28	STR	0:54.78	7.	23	Levine, Steve	30	EMPM	1:07.69	
3	Maler, Carl M	26	MIAM	0:55.46	6.	24	Clevenger, Greg	32	MOVY	1:17.32	
4	Atwater, Chris	28	GAKW	0:55.95	5.	25	Liegey, Gabriel J	34	*UA	1:23.93	
5	Koch, Jay R	28	*UA	0:56.42	4.	26	Leverone, Michael E	30	LONE	1:25.82	
6	Lawson, Thomas H	26	PORG	0:56.47	3.		Schwartzing, Richard A	33	CHA	SCRATCH	
7	Younger, William T	29	STR	0:57.22	2.		Culhane, John G	30	EMPM	SCRATCH	
8	Orton, Ted R	29	CLYM	0:57.73	1.		Weinkle, Andrew S	31	GOLD	SCRATCH	
9	Schaffer, Stephen A	29	SWM	0:58.40			Maughan, Robert F	33	*UA	SCRATCH	
10	Keeler, William H	29	SPM	0:58.69			Palker, Jeffrey J	30	STR	SCRATCH	
11	Laiti, Christopher J	25	BMSC	0:58.97		1	O'Keefe, Peter R	35	SCA	0:55.10	9.
12	Tarnapoll, Pete L	29	EMPM	0:59.45		2	Bober, Richard S	35	MAC	0:56.76	7.
13	Grootenhuus, David	25	LINC	1:00.16		3	Tingley, William C	35	LAKE	0:57.69	6.
14	Petry, J Mark	29	LAKE	1:00.33		4	Lorge, Frank E	35	ARKM	0:57.74	5.
15	Baker, Jeffrey G	27	BOLT	1:02.50		5	O'Brien, Peter V	36	-WRM	1:00.53	4.
16	Baldrige, Steven M	26	LONE	1:06.97		6	Mehl, Don	35	*UA	1:01.01	3.
17	Domino, Laurence J	28	LONE	1:07.07		7	Brannen, Skip S	36	STR	1:02.37	2.
18	Eliason, George T	28	SPM	1:09.42		8	Warner, Frank	37	OREG	1:02.81	1.
19	George, Dale W	25	SPM	1:15.20		9	Kolonowski, Bob	38	EMPM	1:03.12	
	Johnson, Thomas A	25	SPM	DISQUAL		10	Gibbs, Peter W	38	-CAS	1:05.11	
	Ballard, James F	28	*UA	SCRATCH		11	Highley, Steven R	39	BMSC	1:05.70	
	Sharp, Tim S	27	BOCA	SCRATCH		12	Daniels, Virgil C	38	NPM	1:06.02	
	Gall, Daniel R	25	*UA	SCRATCH		13	Gianniny, Bruce E	35	NIAG	1:06.34	
	Rudisill, James J	28	PORG	SCRATCH		14	Page, Bruce W	39	CLYM	1:06.58	
	Mortensen, Viggo P	27	EMPM	SCRATCH		15	Wilson, Peter W	37	LAAC	1:07.07	
	Good, Jeffrey A	27	SPM	SCRATCH		16	Patton, Chuck L	35	PBCM	1:07.21	
	Schalla, Garry G	27	WMAC	SCRATCH		17	Brubaker, Karl J	35	TJC	1:07.97	
	Womeldorf, Mark A	26	SWIM	SCRATCH		18	Miller, James W	35	VMST	1:12.03	
1	Wolf, Thomas C	31	DCMS	0:52.11	9.	19	Kenning, John G	36	BOCA	1:12.81	
2	Barton, Thomas R	30	LONE	0:54.76	7.	20	Hogan, Stephen W	37	DCMS	1:13.03	
3	Lange, Perry L	30	VMST	0:55.87	6.	21	Burke, George A	37	SMS	1:14.27	
4	Caldwell, John C	30	GLTM	0:56.65	5.		O'Brien, Edward F	37	OMAH	SCRATCH	
5	Crowder, Robert T	30	NEM	0:56.78	4.		Jones, Michael E	35	NEM	SCRATCH	
6	Boyd, Thomas C	30	BOCA	0:56.91	3.		Turner, Kenneth W	37	MCCM	SCRATCH	
7	McMillen, Scott P	32	IRCC	0:58.71	2.		Frisch, David J	37	PORG	SCRATCH	
8	Johnson, Eric W	30	CHIC	0:58.76	1.		Stine, James R	35	CLYM	SCRATCH	
9	Siggs, Richard H	34	SWIM	0:58.90			Wagner, Eric J	35	-PR	SCRATCH	
10	Creighton, R Scott	30	EMPM	0:59.26			Trychta, Gene	36	*UA	SCRATCH	
11	Witek, William H	30	MICH	0:59.56			Carter, Gary T	36	LONE	SCRATCH	
12	Drysdale, Gordon T	30	CFM	1:00.50			Marble, David H	39	BOCA	SCRATCH	
13	Fisher, Kevin	31	NEM	1:00.88		1	Smith, Robert S	42	OREG	0:58.24	9.
14	Fleck, Douglas H	32	MAC	1:01.25		2	Burns, Richard	42	TAM	0:58.90	7.
15	Burley, Nick E	31	MARY	1:01.26		3	Gray, Edward K	40	MICH	0:59.64	6.
16	Darling, Michael B	32	SCMS	1:02.15		4	Alexander, Richard J	42	JERS	1:02.19	5.
17	Farmer, Dave A	34	-CAS	1:02.58		5	Welty, Bob	41	LONE	1:02.34	4.
18	Tobias, Robert R	31	BOCA	1:03.04		6	Goff, George V	41	FCST	1:03.54	3.
19	Wagner, Don P	32	SWM	1:04.46		7	Trimble, J Gary	43	DBSA	1:04.43	2.
20	Vogel, Mark G	32	SWM	1:04.82		8	Cutler, Fred G	40	LONE	1:05.22	1.
21	Hagen, James R	33	PBCM	1:05.46							

Place	Name	Age	Team	Time	Points	Place	Name	Age	Team	Time	Points
9	Gibbs, Christopher Mark	41	-CAS	1:05.79		5	Daily, John R	58	OHIO	1:19.86	4.
10	Galine, Donald L	40	SMMM	1:06.14		6	Friedland, Arthur S	56	SPM	1:20.61	3.
11	Tulenko, Tom	43	FORG	1:09.02		7	Hulme, Ernie	57	NEM	1:23.56	2.
12	Myerberg, Jim	44	DCMS	1:09.86		8	Gardner, Wayne	58	GOLD	1:23.89	1.
13	Gosse, Steve C	41	-WRM	1:10.04		9	Eckert, Alan C	55	BMSC	1:48.49	
14	Hickey, Ken R	40	AS	1:12.79			Richards, Ed	57	FORG	SCRATCH	
15	Howell, Lanny	40	-WRM	1:20.92			Beach, Robert	55	SPM	SCRATCH	
	Cheney, Dave	41	LONG	SCRATCH		1	Hutinger, Paul	61	LINC	1:07.57	9.
	Danehy, Edward E	44	LONG	SCRATCH		2	Katz, Irving M	62	NEM	1:14.23	7.
	Jeanne, Michael L	40	LONE	SCRATCH		3	Gandsey, George E	62	LINC	1:16.02	6.
	Bilaskie, Robert J	40	NM	SCRATCH		4	Preble, Robert C, Jr	63	LINC	1:19.95	5.
	Roberge, Thomas C	41	SPM	SCRATCH		5	Leadbetter, Gordon R	60	SPM	1:25.15	4.
	Cannon, David R	43	LAKE	SCRATCH		6	Mellick, George F	61	MIDA	1:25.37	3.
	Szigeti, Andrew	42	NM	SCRATCH		7	Edwards, James K	63	NEM	1:25.62	2.
	Rudd, James A	40	-PR	SCRATCH		8	Acenbrack, Donald F	60	CLYM	1:26.97	1.
1	Smith, Arthur C, III	46	DCMS	1:04.10	9.	9	Cranch, John E	62	NIAG	1:28.98	
2	Bassi, Richard A	45	SMMM	1:04.47	7.	10	Bove, Albert N	63	DCMS	1:33.50	
3	Gentry, Charles J	49	GAKW	1:07.49	6.		Lynch, Walter A	64	EMPM	SCRATCH	
4	Bechtel, Charles G	48	DCMS	1:07.66	5.	1	Bricker, John F	65	*UA	1:18.29	9.
5	Johnson, Alan T	48	NEM	1:07.90	4.	2	Molvie, Bill	67	SPM	1:19.71	7.
6	Schmid, Jon C	45	PBCM	1:07.96	3.	3	Milsom, Patrick S	67	-UTM	1:20.58	6.
7	Ruggie, William H	49	CLYM	1:10.03	2.	4	Yamamoto, Beans Hiroshi	69	RMM	1:20.63	5.
8	Riggs, William M	45	MN	1:11.63	1.	5	Pearson, Whitney L	65	*UA	1:25.45	4.
9	Rosen, Harris	46	CFM	1:12.06		6	Fluke, Norris W	69	MARY	1:29.42	3.
10	Bettis, Lee W	48	DCMS	1:12.12		7	Harris, Charles E	65	JERS	1:30.99	2.
11	Wendelken, Frederick W	47	RMM	1:12.23		8	Wiley, Scroggie	65	DCMS	1:32.71	1.
12	Clark, Thomas D	45	NFM	1:13.07		9	Struthers, William H	68	JERS	1:51.35	
13	Fasbender, Barry A	48	RINC	1:14.28			Hubbell, George L	66	ADIR	SCRATCH	
14	Graybill, Douglas M	45	BOCA	1:14.88		1	Shea, Edward J	71	LINC	1:19.30	9.
15	Eberly, John E	48	STR	1:16.13		2	Rowan, David J	72	MIDA	1:24.55	7.
16	Hay, Richard I	49	DCMS	1:20.03		3	Malbrough, David J	73	LINC	1:34.58	6.
17	Smith, Ronald E	49	CLYM	1:23.46		4	Keefe, John J, Jr	71	EMPM	1:36.29	5.
	Sauers, Harry L	47	CLYM	SCRATCH		5	Wulff, Otto H	73	IRCC	1:37.00	4.
1	Brown, Don L	52	WCM	1:03.12	9.	6	Thornburg, Carl W	73	CLYM	1:37.20	3.
2	Beattie, Jack R	51	CFM	1:03.56	7.	7	Tillotson, Frank H	71	SPM	1:40.10	2.
3	Clayson, D Barr	50	NEM	1:07.77	6.	8	Anderson, Hamilton H	72	LONE	1:46.39	1.
4	Coxon, Al	50	OKMS	1:09.93	5.	9	Miller, Francis J	73	DCMS	2:07.81	
5	Kaufmann, Joey	51	-CAS	1:11.81	4.		Ledgard, Walter	70	-PER	SCRATCH	
6	George, John H	50	OKMS	1:12.29	3.		Mackey, William H	70	SPM	SCRATCH	
7	Read, Donald A	51	NEM	1:13.72	2.		Sachs, Allan E	73	PNA	SCRATCH	
8	Larsen, Orvel W	53	SCA	1:14.09	1.	1	Starr, Lee L	77	ARIZ	1:39.23	9.
9	Coulter, Robert G	53	SMS	1:15.57		2	Doerffel, George A	76	MIDA	1:49.86	7.
10	Donner, Gene J	54	NIAG	1:21.81		3	Share, William L	77	NMM	1:54.30	6.
11	Cambron, Charles Robert	54	IRCC	1:21.97		1	Cureton, Thomas K	84	LINC	1:54.64	9.
	Carter, Bill	51	LFYM	DISQUAL		2	Jurczyk, Peter	80	IRCC	1:58.18	7.
	Drobner, Sherwin	52	BM	SCRATCH		3	Loeffler, Sig	80	NMM	2:03.71	6.
1	Bennett, Richard L	55	RINC	1:07.52	9.	1	Lopez, Tony	86	EMPM	3:00.60	9.
2	Franks, Roger G	59	MIDA	1:08.26	7.						
3	Wolf, Rube, Jr	59	SCA	1:12.69	6.						
4	Sullivan, Forrest M	56	VMST	1:17.58	5.						

Women's

50 Yd. Butterfly

Event 35

Sat., May 17

Place	Name	Age	Team	Time	Points	Place	Name	Age	Team	Time	Points
1	Seaman, Rosemarie J	28	CFM	0:26.47	9.	8	Hain, Cindy L	32	SMS	0:29.59	1.
2	Beardsley, Ann H	28	LONG	0:27.53	7.	9	Sutton, Mary P	34	GOLD	0:30.10	
3	Kattermann, Judith A	27	SCA	0:27.59	6.	10	Shigaki-Iwamoto Carole	30	SCA	0:30.27	
4	Palker, Mary Ellen B	27	STR	0:28.20	5.	11	Garzaniti, Ginny M	34	NFM	0:30.61	
5	Crowder, Barbara W	28	NEM	0:28.24	4.	12	Shaffer, Karen B	31	DCMS	0:30.66	
6	Wettach, Gayle	29	NEM	0:28.37	3.	13	Kimura, D Kiko	30	PNA	0:31.33	
7	Test, Bettina P	28	NEM	0:28.85	2.	14	Covard, Kathie K	30	GOLD	0:31.61	
8	Karageorges, Katherine M	27	BOCA	0:28.87	1.	15	Lynch, Kathy I	30	NEM	0:31.94	
9	Rosenthal, Meredith W	25	LAAC	0:28.95		16	Baxter, Sandra L	31	STR	0:32.00	
10	Wamsley, Sherry V	29	LONE	0:29.08		17	McNamara, Katie A	31	CHA	0:32.13	
11	Geerling, Shirley A	27	FORG	0:29.15		18	Hanson, Melissa C	33	LONE	0:32.14	
12	Hamp, Paula J	26	OMAH	0:29.31		19	Smith, Gwen B	34	SPM	0:32.15	
13	Nixon, Heather L	26	FAS2	0:29.35		20	Reiling, Jill A	30	SWOM	0:32.60	
14	Welch, Denise A	26	LONE	0:29.41		21	Storey, Trudy J	31	LONE	0:33.12	
15	Walker, Anita M	29	OKMS	0:29.97		22	Preis, Deborah A	32	LONE	0:33.19	
16	Salmons, Anne	26	STR	0:30.77		23	Picariello, Jeanne M	33	DCMS	0:33.37	
17	Callahan, Anita M	28	DCMS	0:30.85		24	Hemsley, Karen A	32	CFM	0:34.08	
18	Crouse, Jeanne M	29	VMST	0:30.95		25	Montgomery, Diane M	32	LONE	0:34.22	
19	Murphy, Kimberly E	26	NEM	0:31.00		26	Ross, Lisa H	31	SPM	0:34.46	
20	O'Hara, Suzanne K	27	DCMS	0:31.58		27	Hoover, Jill G	32	DCMS	0:34.75	
21	Wood, Denise E	28	DCMS	0:32.07		28	Hathaway, Pamela P	30	LAAC	0:37.67	
22	Kingsbury, Amy B	27	LONE	0:32.66		29	Belford, Marsha	30	EMPM	0:39.83	
23	Dickey, Angela R	28	CFM	0:35.62		30	Agnew, Carol L	31	BOCA	0:44.77	
24	Sutton, Debbie	29	-EOM	0:36.08			Adams, Marty I	30	WMAC	SCRATCH	
25	Nichols, Margaret M	29	MARY	0:38.29			Logan, Kris E	31	SPM	SCRATCH	
26	Wilkicki, Audrey J	25	SLAM	0:42.49			Carter, Constance M	33	MICH	SCRATCH	
	Laing, Leslie A	26	NAC	SCRATCH			Storey, Krista A	30	IRCC	SCRATCH	
	De Herder, Elizabeth A	27	STR	SCRATCH		1	Chandler, Susanne E	35	BFYM	0:29.04	9.
	Eckert, Cynthia L	27	BMSC	SCRATCH		2	Johnson, Lucy	38	SCA	0:29.08	7.
	Koepp, Barbara A	29	CLYM	SCRATCH		3	Walsh, Stephanie A	36	NEM	0:29.50	6.
1	Skiff, Susan K	31	DCMS	0:27.79	9.	4	Rousseau, Sandi	38	OREG	0:30.31	5.
2	DiCerbo, Diane M	30	BOCA	0:28.35	7.	5	Gettling, Janet	37	SWM	0:30.47	4.
3	Mcintyre, Susie G	30	SCA	0:28.41	6.	6	Page, Anne M	38	NEM	0:30.76	3.
4	Schilling, Cindy	32	SCA	0:28.45	5.	7	Tendy, Sue M	37	NEM	0:31.27	2.
5	Hochuli, Elaine S	31	DCMS	0:28.60	4.	8	Farrar, Kate J	35	GARW	0:32.50	1.
6	Morrison-Casey, Lynn A	32	LONE	0:29.24	3.	9	Parker, Mary K	38	DCMS	0:33.25	
7	Harris, Elaine	31	FAS2	0:29.32	2.	10	Davidson, Judy	37	-EOM	0:35.00	

The Only Magazine In The Nation For

SWIM[®]
Magazine

Adult Fitness & Competitive Swimmers.

A One-Year Subscription (Six Issues) Is \$12.00, Prepaid.

SWIM Magazine ★ P.O. Box 2168 ★ Simi Valley, California 93062

An Official Publication of U.S.M.S. and The A.S.C.A.

Place	Name	Age	Team	Time	Points	Place	Name	Age	Team	Time	Points
11	Nighswonger, Diana M	38	BSCM	0:37.08		5	Perry, Vel	52	OKMS	0:38.89	4.
12	Heck, Constance L	35	DCMS	0:39.25		6	Tucker, Beverley J	51	SPM	0:45.18	3.
13	Cazin, Linda	39	PNA	0:39.41		7	Giancy, Barbara J	54	DCMS	0:47.14	2.
14	Small, Cassandra E	38	CFM	0:39.66							
	McDermott, Susan B	35	CONN	SCRATCH		1	Gruender, Edie	57	ARIZ	0:38.65	9.
1	Todd, Diana F	42	SCA	0:28.74	9.	2	Martin, Marjorie	57	NEM	0:40.13	7.
2	Anderson, Pamela B	42	WMAC	0:29.95	7.	3	Dallam, Ann Shenck	55	FORG	0:41.12	6.
3	Ridout, Nancy J	44	TAM	0:30.39	6.	4	Mullins, Mary Jane	55	LAKE	0:43.66	5.
4	Pierson, Ginger L	40	OREG	0:30.81	5.	5	Hoskinson, Ruth A	56	CLYM	0:48.31	4.
5	Chidester, Carol	41	CHES	0:31.29	4.	1	Harrison, Kay M	62	HUMU	0:47.81	8.00
6	Herrington, Sue R	40	DCMS	0:31.92	3.	1	Howell, Jae	63	WCM	0:47.81	8.00
7	Cranmer, Richalie	40	RMM	0:32.03	2.	3	Downs, Rosa Joy	64	RAMA	0:56.32	6.
8	Brand, Jan M	40	DCMS	0:32.18	1.	4	Bowen, Ellen	61	CLYM	1:11.54	5.
9	David, Irene M	42	LINC	0:32.20							
10	Cooper, Catherine C	41	FAS2	0:32.96		1	Brown, Mardie L	69	NEM	0:44.68	9.
11	Bliss, Marilyn J	40	ALMA	0:34.54		2	Zint, Gertrud J	68	NM	0:44.84	7.
12	Reed, Judy	42	RMM	0:35.06		3	Hummer, Helen F	67	DCMS	0:46.43	6.
13	Winings, Elizabeth H	40	MIDA	0:36.75		4	Spears, Betty	68	NEM	0:49.05	5.
14	Weed, Susan T	41	VERM	0:37.19		5	Joy, Sally	69	SSUM	0:51.88	4.
15	Bradley, Marianne E	43	CLYM	0:41.78		6	Schimpf, Kay M	68	SPM	0:51.90	3.
	Peterson, Susan B	43	GOLD	SCRATCH		7	Baker, Jean C	65	NEM	0:55.59	2.
	Martin, Tina	44	CFM	SCRATCH		8	Kendall, Betty C	65	WMAC	0:55.61	1.
	Sanford, Margaret A	43	SMS	SCRATCH		9	Erwin, Rachel M	66	CFM	0:57.87	
1	Roepke, Elizabeth L	45	SMMM	0:31.42	9.	10	Reeves, Mary Jane	69	WCM	1:00.95	
2	Rademaker, Sperry J	46	TAM	0:32.98	7.	11	Murphy, Lorraine E	67	DCMS	1:02.61	
3	Jenkins, Charlotte	47	TAM	0:33.17	6.	12	Walter, Winifred F	65	CLYM	1:10.92	
4	Leilich, Joann J	47	DCMS	0:34.45	5.	13	Bell, Frances	68	CTM	1:12.07	
5	Griffin, Lucille S	47	VMST	0:34.77	4.	1	Kennedy, Win	73	SPM	0:58.40	9.
6	Beattie, Ernestine J	49	CFM	0:37.76	3.	2	Wildner, Anne	72	IRCC	1:03.43	7.
7	Geoffrion, Helen B	47	SCA	0:38.71	2.	3	Riordan, F Dorothy	74	LAKE	1:22.37	6.
8	Klein, Lin	46	MIDA	0:38.93	1.		Cahill, Helen P	70	MARY	SCRATCH	
9	Jones, Alice U	47	EMPM	0:39.11		1	Mattila, Elsa P	75	DCMS	1:01.14	9.
10	Gates, Dorothy F	49	DCMS	0:39.69		2	Scott, Sally J	78	GOLD	1:51.05	7.
11	Cattarin, Sandy B	46	LONE	0:42.39		1	Bauscher, Anna	83	MIDA	2:43.78	9.
1	Bruner, Jayne	52	DCMS	0:30.57	9.	1	Peckham, Ella	87	WCM	1:22.20	9.
2	Brey, Betty M	54	DCMS	0:32.57	7.						
3	Correa, Junita	50	PNA	0:33.59	6.						
4	Kay, Ann J	52	SMMM	0:34.15	5.						

Men's

50 Yd. Butterfly

Event 36

Sat., May 17

Place	Name	Age	Team	Time	Points	Place	Name	Age	Team	Time	Point
1	Makarczyk, Michael	26	DCMS	0:22.88	9.	7	Von Hoffmann, Gerard	30	DCMS	0:24.31	2.
2	Zubero, David L	27	FAS2	0:23.01	7.	8	Tuero, Douglass W	30	*UA	0:24.40	1.
3	Younger, William T	29	STR	0:23.61	6.	9	Madison, Nathaniel M	31	PBCM	0:24.42	
4	Ramirez, Robin	27	FAS2	0:23.76	5.	10	Marvin, Stuart J	30	GOLD	0:24.59	
5	Maler, Carl M	26	MIAM	0:23.82	4.	11	Buckley, Timothy P	30	MM2	0:24.64	
6	Soltys, Ted J	25	LINC	0:24.25	3.	12	Toler, David C	31	CHIC	0:24.83	
7	Dodge, Tim M	25	FAS2	0:24.33	2.	13	Miltnerberger, Chester D	34	CFM	0:24.88	
8	Lawson, Thomas H	26	FORG	0:24.43	1.	14	Kirkland, Robert W	30	BOCA	0:24.90	
9	O'Brien, Kerry L	29	WCM	0:24.52		15	Lange, Perry L	30	VMST	0:24.91	
10	Smith, Dirk	25	-WRM	0:24.56		16	Startzman, Robb	32	PBCM	0:24.97	
11	West, Edward S	28	DCMS	0:24.85		17	Wagner, Don P	32	SWM	0:24.99	
12	Orton, Ted R	29	CLYM	0:25.14		18	Francis, Ben S	30	LBM	0:25.05	
13	Johnson, Robert M	29	SPM	0:25.26		19	Fleck, Douglas H	32	MAC	0:25.19	
14	Atwater, Chris	28	GAKW	0:25.27		20	McClenahan, Bob, Jr	32	CMSA	0:25.40	
15	Shake, Joe	27	STR	0:25.37		21	Di Tolla, Robert J	31	SWM	0:25.65	
16	Williams, Ken R	28	SPM	0:25.51		22	Crooks, Glenn P	33	GAKW	0:25.66	
17	Schaffer, Stephen A	29	SWM	0:25.59		23	Farmer, Dave A	34	-CAS	0:25.83	
18	Weimerskirch, Kris C	28	BMSC	0:25.67		24	Drysdale, Gordon T	30	CFM	0:25.92	
19	Blommel, Gregory G	26	WMAC	0:25.97		25	Blatt, Michael J	30	SCA	0:26.03	
20	Uhlir, Donald A	28	NEM	0:26.08		26	Knaggs, Richard	32	-CAS	0:26.05	
21	Nevill, Gary S	27	LAAC	0:26.10		27	Schwartz, Richard A	33	CHA	0:26.13	
22	Hamlett, Robert L	27	EMPM	0:26.21		28	Nyman, Larry C	32	MN	0:26.14	
23	Nelson, Gregory L	26	CLYM	0:26.26		29	Hice, Randy C	31	MICH	0:26.27	
24	Leadbetter, Fred J	26	SPM	0:26.45		30	Maitland, Craig J	30	-WRM	0:26.44	
25	Pottenger, Warren T	29	LONE	0:26.60		31	Stevens, Craig W	33	FORG	0:26.48	
26	George, Dale W	25	SPM	0:26.88		32	Rice, Douglas E	30	EMPM	0:26.50	
27	Egelseer, Kim R	29	CLYM	0:27.30		33	Gest, Tom R	34	COLL	0:26.56	
28	Wilson, W Brett	28	-WRM	0:27.46		34	Witek, William H	30	MICH	0:26.77	
29	Ma, Etienne	28	EMPM	0:27.47		35	Levine, Steve	30	EMPM	0:26.84	
30	Volpe, Thomas C	28	PBCM	0:27.76		36	Olson, Gil Arthur, Jr	31	CONN	0:26.94	
31	Womeldorf, Mark A	26	SWIM	0:27.92		37	Kavazanjian, Edward	34	EMPM	0:27.25	
32	Salatino, Carl J	27	NIAG	0:27.97		38	Wittmann, Michael	32	-SA	0:27.44	
33	Griffiths, Dale A	28	BMSC	0:27.97		39	Wood, J Ralph	30	*UA	0:27.58	
34	Hangartner, Jeff	28	WMAC	0:28.09		40	Peck, Larry, D	32	CFM	0:28.12	
35	Vianco, Paul T	28	NIAG	0:28.79		41	Campbell, Peter A	30	NEM	0:28.46	
36	Wettach, Rob	29	NEM	0:29.77		42	Moran, Thomas	32	CHA	0:28.64	
	Fields, John A, Jr	29	STR	SCRATCH		43	Hummer, Steve	30	CFM	0:28.75	
	Gall, Daniel R	25	*UA	SCRATCH		44	Dunne, Patrick J	31	LONE	0:29.02	
	Rickard, Al K	29	DCRD	SCRATCH		45	Trumbull, Stephen C	33	RAMA	0:29.33	
	Larue, Steve J	29	LONE	SCRATCH		46	Ameden, D Reed	32	CONN	0:29.41	
	Hole, James E	27	BOCA	SCRATCH		47	Senneff, Bill	31	NIAG	0:31.87	
	Baldrige, Steven M	26	LONE	SCRATCH		48	Paterson, Steve	31	BOCA	0:33.32	
	Grande, Michael P	29	CFM	SCRATCH		49	Liegey, Gabriel J	34	*UA	0:33.42	
						50	Farrar, Doug	31	LONE	0:41.69	
1	Evans, Clay T	32	SCA	0:22.83	9.		Solari, Chael	30	DLSC	SCRATCH	
2	Schuman, R Mark	30	FORG	0:23.36	7.		Ross, Robert J	31	SCA	SCRATCH	
3	Hague, David	32	LONE	0:23.48	6.		Martin, Doug	33	ARKM	SCRATCH	
4	Hedrick, Trip	32	LONE	0:23.74	5.		Gilchrist, David D	33	NFM	SCRATCH	
5	Munger, Peter	34	FORG	0:24.16	4.		Orcutt, John D, Jr	34	TJC	SCRATCH	
6	Vander Boqart, Kurt M	31	LONE	0:24.19	3.		Hansley, Carl	34	PLAN	SCRATCH	

Place	Name	Age	Team	Time	Points	Place	Name	Age	Team	Time	Points
1	Riker, Phil	39	PAS2	0:24.67	9.	1	Taft, Peter R	50	SCA	0:27.26	9.
2	Schlicher, Fred J	37	NEM	0:24.72	7.	2	Bohan, James C	50	TOC	0:27.63	7.
3	Boster, Steve	35	LONE	0:24.96	6.	3	Cavanaugh, Cav	50	GOLD	0:28.53	6.
4	Chase, Larry A	37	OREG	0:25.19	5.	4	Beattie, Jack R	51	CFM	0:28.90	5.
5	Mehl, Don	35	*UA	0:25.33	4.	5	Miyares, Nestor A	51	-PR	0:29.20	4.
6	Glenn, Bradford R	37	MM2	0:25.40	3.	6	Shannon, Larry R	53	SVY	0:29.33	3.
7	Forshey, Fred M	37	MARY	0:25.43	2.	7	De Jesus, Foster W	50	EMPM	0:29.60	2.
8	Barden, Mike	37	BOCA	0:25.60	1.	8	Davies, James L	51	ORM	0:29.61	1.
9	Eller, Jay	36	MARY	0:25.61		9	Larsen, Orvel W	53	SCA	0:29.79	
10	Radimer, John W	36	VERM	0:25.81		10	Winters, Arthur A	52	CFM	0:29.81	
11	Ralph, Thomas J	36	NIAG	0:26.10		11	Kern, Herb	54	GOLD	0:30.00	
12	Slama, Robert F	35	BOCA	0:26.18		12	Sanguily, Manuel	53	CONN	0:30.46	
13	Brannen, Skip S	36	STR	0:26.54		13	Mac Donald, Dick C	50	NEM	0:30.50	
14	Sesler, Richard G	37	LONE	0:26.62		14	Britton, Bill W	50	OHIO	0:32.66	
14	Prins, Peter E	37	MIAM	0:26.62			O'Brien, Dennis A	50	RMM	SCRATCH	
16	Miller, Edward W	36	STR	0:27.34			Wudtke, Donald E	51	TOC	SCRATCH	
17	Panneton, Roger F	37	BMSC	0:27.63			Loehr, Victor John	53	-SST	SCRATCH	
18	Brubaker, Karl J	35	TJC	0:28.30			Koenig, Thomas H	54	RAMA	SCRATCH	
19	Donnelly, Jim	35	MAC	0:29.06			Robinson, Ted	52	CFM	SCRATCH	
20	Wittman, Art	35	GOLD	0:29.28			Rice, Donald M	52	MARY	SCRATCH	
21	Maier, Joseph A, Jr	37	FORG	0:29.43		1	Emes, Edward L, Jr	57	DCMS	0:27.66	9.
22	Walz, Jack M	35	LONE	0:30.63		2	Korthauer, John D	55	MAC	0:28.82	7.
23	Gibbs, Patrick T	39	BOCA	0:31.54		3	Hunsicker, Harry B	56	LONE	0:28.88	6.
24	Bowe, Douglas F	38	BOCA	0:34.01		4	Wilson, Win B	59	NEM	0:29.33	5.
25	McMahon, Michael P	38	IRCC	0:38.33		5	Allen, Alfonso	56	DCRD	0:29.41	4.
	Jones, Michael E	35	NEM	SCRATCH		6	Wolf, Rube, Jr	59	SCA	0:30.08	3.
	Chelckis, Richard L	39	PBCM	SCRATCH		7	Prazer, Stan J	58	WPEN	0:30.18	2.
	Tietze, Paul E	35	CTM	SCRATCH		8	Sullivan, Forrest M	56	VMST	0:30.49	1.
	Hutton, Jerry R	39	PBCM	SCRATCH		9	Haartz, F.H. Ted	58	NEM	0:30.51	
	Warner, Peter A	39	CLYM	SCRATCH		10	Tebbens, Art	56	EMPM	0:31.08	
	Schminke, Dave W	36	*UA	SCRATCH		11	Austin, William F	59	BOCA	0:32.82	
	Kenning, John G	36	BOCA	SCRATCH		12	Holmes, Loring E	57	GOLD	0:33.17	
	Slattery, Eugene	35	SMS	SCRATCH		13	Torsney, Michael J	56	-BUR	0:34.20	
	Margolis, Herbert M	37	BOCA	SCRATCH		14	Schaefer, Joe W	56	GOLD	0:34.34	
	White, Dennis	35	OKMS	SCRATCH		15	Lustig, George A	56	GOLD	0:34.65	
	Kramerov, Vladimir Y	39	MCM3	SCRATCH		16	Hellmann, Hans	58	SMS	0:35.17	
	Miller, James W	35	VMST	SCRATCH		17	Ferris, Harold L	55	SPM	0:35.65	
	Brubaker, Dick	37	TJC	SCRATCH			Flynn, Kenneth C	56	DCMS	SCRATCH	
	Marble, David H	39	BOCA	SCRATCH		1	Hutinger, Paul	61	LINC	0:28.51	9.
	Tatsch, Richard W	35	*UA	SCRATCH		2	McAuley, Herb	63	GAKW	0:29.26	7.
1	Hull, Marty	43	LO	0:24.74	9.	3	Kurtzman, Joseph L	60	CHA	0:31.12	6.
2	Burns, Joel J	40	GOLD	0:25.04	7.	4	Woods, John M	62	DCMS	0:31.57	5.
3	Clark, Stephen E	42	TOC	0:25.15	6.	5	Holmes, Rogers B	64	JAX	0:32.73	4.
4	White, John H	41	*UA	0:25.24	5.	6	Schwab, Dore, Jr	64	TAM	0:33.38	3.
5	Gibson, David A	40	ORM	0:25.32	4.	7	Najera, Contreras P	63	-AMA	0:34.53	2.
6	Melamed, Avraham	41	EMPM	0:25.43	3.	8	Kivi, Henry H	62	*UA	0:34.86	1.
7	Edghill, Angus J	40	-CAS	0:25.46	2.	9	Acenbrack, Donald F	60	CLYM	0:35.77	
8	Hernandez, Rafael	40	-AMA	0:25.72	1.	10	Kelley, Art	60	SLAM	0:36.29	
9	Smith, Robert S	42	OREG	0:26.30		11	Dippy, Theodore A	60	CFM	0:36.65	
10	Burns, Richard	42	TAM	0:26.41		12	Briesemeister, Richard E	60	EMPM	0:37.00	
11	Guthrie, Scott	41	*UA	0:26.63		13	McIntosh, Alex	62	JERS	0:37.20	
12	Dennis, D Craig	40	WCM	0:26.78		14	Patton, Robert S	64	SPM	0:40.97	
13	Cracknell, Bob	40	-SE	0:27.11		15	Simpson, Russell	62	-ATB	0:44.30	
14	Van Dyk, Ben R	41	NEM	0:27.14		16	Edwards, Ed M	63	SYL	0:56.71	
15	Fisette, George R	44	CHA	0:27.47			Gutilla, Bernard J	60	EMPM	SCRATCH	
16	Alexander, Richard J	42	JERS	0:27.60			Forbes, James R	60	EMPM	SCRATCH	
17	White, Bernard	42	MAC	0:27.61			Barret, Saul	60	*UA	SCRATCH	
18	Bergquist, Kenneth P	41	DCMS	0:27.95			Cowling, Bob	63	LONE	SCRATCH	
19	Stauffer, Lee W	40	SMS	0:28.03			Bradbeer, George B	63	*UA	SCRATCH	
20	Stearns, John E	41	NM	0:28.12		1	Crews, John P	66	ORM	0:31.90	9.
21	Goff, George V	41	FCST	0:28.33		2	Crago, Paul C	65	OHIO	0:33.42	7.
22	Grau, Steven D	40	SPM	0:29.42		3	Yamamoto, Beans Hiroshi	69	RMM	0:34.86	6.
23	Hunt, John W	43	JERS	0:29.48		4	Uhrich, Bill	65	SPM	0:35.54	5.
24	Garrett, John R	41	IRCC	0:29.88		5	Bricker, John P	65	*UA	0:36.44	4.
25	Winokur, Eliot	42	CFM	0:30.40		6	Schaeffer, Cal	68	MIDA	0:36.55	3.
26	Hickey, Ken R	40	AS	0:32.05		7	Pearson, Whitney L	65	*UA	0:36.66	2.
27	Davis, Ron D	44	PAS2	0:32.52		8	Chamberlain, Roger W	69	CONN	0:37.56	1.
	Gould, Gary I	40	MICH	SCRATCH		9	Hoffrichter, Wally B	69	LONE	0:37.67	
	Hutton, Thomas S	41	PBCM	SCRATCH		10	Gingras, Donald C	66	EMPM	0:38.27	
	Nielsen, Charles D	40	SMS	SCRATCH		11	Morse, Robert K	66	LINC	0:44.04	
	Keenan, Bill	42	SMS	SCRATCH			Krup, Paul	68	OHIO	SCRATCH	
	Goldberg, Gerald S	43	GOLD	SCRATCH		1	McCullough, E Don	70	PMST	0:35.69	9.
	Putnam, Charles W	43	ARIZ	SCRATCH		2	Grant, William H	72	SLAM	0:35.87	7.
1	Padovan, Ray	45	LINC	0:24.91	9.	3	Rowan, David J	72	MIDA	0:36.10	6.
2	Winn, Cal	45	GOLD	0:26.07	7.	4	Lemmon, Kelley B	74	DCMS	0:36.32	5.
3	Bassi, Richard A	45	SMMM	0:26.57	6.	5	Jennings, Eugene	71	SPM	0:37.08	4.
4	Farrell, Jeff	49	SBCS	0:26.84	5.	6	Johnston, John D	70	SPM	0:39.90	3.
5	Fulop, John	45	EMPM	0:26.89	4.	7	Dunworth, Charles H	70	SPM	0:41.07	2.
6	Sintz, Peter V	45	DCMS	0:27.21	3.	8	Kassell, Bert	73	DCMS	0:42.31	1.
7	Fleming, David P	45	NEM	0:27.47	2.	9	Sautter, John J	71	CONN	0:43.78	
8	Smith, Arthur C, III	46	DCMS	0:27.73	1.	10	Wulff, Otto H	73	IRCC	0:44.74	
9	Bechtel, Charles G	48	DCMS	0:28.21		11	Skjersaa, Norman H	70	CFM	0:46.92	
10	Gentry, Charles J	49	GAKW	0:28.50			Offner, Mike	71	BOLT	SCRATCH	
11	Southall, Henry	46	VERM	0:28.52			Hotvedt, Kermit O	71	SPM	SCRATCH	
12	Calwell, Mike N	45	MOVY	0:29.36		1	Coon, Jesse B	75	LONE	0:39.62	9.
13	Herrera, Mario	48	-AMA	0:29.50		2	Stinson, Bill	77	SPM	0:45.43	7.
14	Ruggie, William H	49	CLYM	0:29.73		3	Giltsdorf, Albert G	75	LAKE	0:50.40	6.
15	Cheadle, Richard O	48	DCMS	0:29.85		4	Hale, Ernest	75	SCA	0:55.36	5.
16	Newman, William E	46	DCMS	0:29.91		5	Briscoe, Earnest H	79	SPM	1:03.40	4.
17	Welsh, Raymond	46	BOCA	0:29.96			Barr, Harold H	76	EMPM	SCRATCH	
18	Grossmann, Robert L	47	VMST	0:30.77			Williams, John H	75	*UA	SCRATCH	
19	Hay, Richard I	49	DCMS	0:30.85		1	Jurczyk, Peter	80	IRCC	1:12.46	9.
20	Eberly, John E	48	STR	0:31.35							
21	Graybill, Douglas M	45	BOCA	0:31.39							
22	Simon, Ben	48	EMPM	0:31.88							
23	Thornton, George C	46	RMM	0:32.58							
24	Rosenbaum, Walter A	48	PAS2	0:35.18							
	Bender, John T	47	CONN	SCRATCH							
	Goldstein, Mel E	47	GISA	SCRATCH							
	Reichelt, Hans H	49	DCRD	SCRATCH							
	Rosen, Harris	46	CFM	SCRATCH							
	Culbertson, Samuel A	45	TJC	SCRATCH							
	Borde, Gordon	47	-CAS	SCRATCH							
	Penick, Thomas E, Jr	47	CLYM	SCRATCH							

Women's

400 Yd. Individual Medley (Deck Seeded) Event 37

Sat., May 17

Place	Name	Age	Team	Time	Points	Place	Name	Age	Team	Time	Points
1	Anderson, Judy E	26	LONE	4:40.43	9.	2	Ramanauskas, Margaret E	40	MARY	5:52.20	7.
2	Durdy, Bonnie Lynn	27	SCA	4:41.59	7.	3	Brownstein, Lynn	40	SPM	6:00.47	6.
3	Murray, Bুদ্ধie	29	LONG	4:47.90	6.	4	Pohlmann, Mary M	41	LINC	6:08.85	5.
4	Kattermann, Judith A	27	SCA	4:58.67	5.	5	Cooper, Catherine C	41	PAS2	6:09.47	4.
5	Gage, Jane B	25	SWM	5:03.91	4.	6	Maley, Patricia W	42	SWOM	6:15.89	3.
6	Longhart, Karen A	25	KAQ	5:03.94	3.	7	Lumplin, Marilyn E	42	MARY	6:19.75	2.
7	Copeland, Cathy	27	OMAH	5:08.90	2.	8	Berry, Linda L	40	-ATB	6:20.81	1.
8	Baxter, Susan C	26	PORG	5:10.76	1.	9	Buccino, Victoria M	40	BOLT	6:36.10	
9	Hargarten, Anita L	29	WMAC	5:13.54		10	Martin, Tina	44	CPM	7:15.13	
10	Wyatt, Susan L	26	BOCA	5:15.56		11	Rhudy, Carol T	43	MICH	7:19.57	
11	Williams, Martha E	27	DCMS	5:18.60			Mueller, Ardeth R	44	SLAM	SCRATCH	
12	O'Hara, Suzanne K	27	DCMS	5:21.18			Shockro, Ellen K	43	CPM	SCRATCH	
13	Nolte, Susan D	25	RMM	5:21.37		1	Weir, Lynne B	45	MICH	5:41.82	9.
14	Walker, Anita M	29	OKMS	5:31.56		2	Odlum, Jacqueline A	46	-SA	6:25.82	7.
15	Narcowich, Theodora F	28	BOCA	5:49.17		3	Dreher, Barbara E	45	MICH	6:29.93	6.
16	Siggs, Brenda	27	SWIM	6:01.60		4	Stine, Ingrid M	47	LINC	6:49.06	5.
17	Allen, Michele Denise	25	IRCC	6:14.02		5	Munise, Joanne R	47	NEM	8:04.81	4.
18	Easterling, Anne	28	CFM	6:33.94		1	Brown, Nancy L	50	MARY	6:01.91	9.
	Moran, Patricia W	26	CHA	SCRATCH		2	McGuire, Anne B	51	GOLD	6:29.42	7.
	Curl, Mary Chris	29	LAKE	SCRATCH		3	Evans, Barbara C	51	PAS2	6:43.36	6.
	Hutchins, Dani J	28	CONN	SCRATCH		4	Gravener, June I	54	CONN	6:50.41	5.
	Underwood, Cheryl A	26	NIAG	SCRATCH		5	Glancy, Barbara J	54	DCMS	7:53.17	4.
						6	Thomas, Mary G	50	SPM	8:06.21	3.
1	Worthen, Kimberly B	30	SCA	4:57.79	9.	7	Lyman, Esther R	53	NEM	10:11.89	2.
2	Hochuli, Elaine S	31	DCMS	5:07.04	7.		Stoinoff, Lavelle	53	OREG	SCRATCH	
3	Tubergen, Lisa B	30	VMST	5:07.22	6.		Vijil, Maria R	51	SPM	SCRATCH	
4	Curran, Sara T	31	MOVY	5:15.34	5.	1	Roper, Gail	56	SCA	5:56.00	9.
5	Sutton, Mary F	34	GOLD	5:20.66	4.	2	Krauser, June P	59	GOLD	6:32.31	7.
6	Steadman-Martin, Nancy J	31	JERS	5:27.34	3.	3	Gruender, Edie	57	ARIZ	6:55.29	6.
7	Rust, Catherine M	32	PBCM	5:28.74	2.	4	McIntyre, Joan C	57	NEM	7:16.27	5.
8	Biervert, Karen	33	NEM	5:32.59	1.	5	Dallam, Ann Shenck	55	PORG	7:18.57	4.
9	Esses, Alison Asher	32	SCA	5:39.65		6	Roach, Thelma	58	-ATB	7:43.36	3.
10	Sebald, Susan	33	SWIM	5:43.60		7	Greene, Edith	55	NEM	9:30.36	2.
11	Picariello, Jeanne M	33	DCMS	5:51.10			Hoskinson, Ruth A	56	CLYM	SCRATCH	
12	Letendre, Diane M	34	SLAM	5:52.28		1	Erickson, Shirley E	62	SBSC	7:15.04	9.
13	Geiger, Pam J	33	SPM	5:59.35		2	Wessner, Eleanor B	60	*UA	7:45.66	7.
14	Liegey, E Patricia	33	NIAG	6:16.98		3	Dunn, Betty C	61	NIAG	7:54.46	6.
15	Hoover, Jill G	32	DCMS	6:28.43		4	Newman, Marjorie R	62	IRCC	10:51.86	5.
16	Carey, Chris P	32	CFM	6:44.36		1	Schimpf, Kay M	68	SPM	8:32.22	9.
	Forst-Duke, Linda S	30	BOCA	SCRATCH		2	Jennings, Miriam C	66	SPM	8:48.36	7.
	Hagen, Janice A	32	SCA	SCRATCH		3	Poole, Libby D	65	CHA	9:13.19	6.
	Chapman, Linda I	30	PORG	SCRATCH			Golseth, Barbara	66	ARIZ	SCRATCH	
	Potter, Laurie A	34	LINC	SCRATCH		1	Durston, Jean D	71	WCM	8:41.10	9.
1	Chandler, Susanne E	35	BFYM	5:07.47	9.	2	Kennedy, Win	73	SPM	10:09.85	7.
2	Walsh, Stephanie A	36	NEM	5:10.49	7.	3	Wildner, Anne	72	IRCC	11:08.06	6.
3	McCloskey, Cecilia D	36	PORG	5:20.19	6.	4	Anderson, Mildred A	71	LONE	13:34.37	5.
4	Hearn, Jenny M	37	LONE	5:34.47	5.		Wentworth, Mary E	70	NEM	SCRATCH	
5	Slimak, Christie H	38	CONN	5:36.01	4.	1	Mattila, Elsa P	75	DCMS	9:18.91	9.
6	Wilson, Deborah T	35	-WRM	5:37.85	3.	2	Bressie, Hazel B	77	OREG	15:20.89	7.
7	Zimmet, Christine	38	EMPM	5:40.65	2.						
8	Polisky, Nancy R	36	VMST	5:48.29	1.						
9	Cathey, Sandra G	37	MAC	6:16.11							
10	Turner, Kay G	39	MCCM	6:40.79							
11	Galiunas, Barbara K	37	LONE	6:52.77							
1	Katz, Jane	43	EMPM	5:31.58	9.						

Men's

400 Yd. Individual Medley (Deck Seeded) Event 38

Sat., May 17

Place	Name	Age	Team	Time	Points	Place	Name	Age	Team	Time	Points
1	Zubero, David L	27	PAS2	4:04.17	9.		Shafer, David K	28	FLA	SCRATCH	
2	Copeland, Rob	29	OMAH	4:22.26	7.	1	Evans, Clay T	32	SCA	4:10.30	9.
3	Slowe, Michael J	28	*UA	4:23.34	6.	2	Kanamine, Ted S	30	DCMS	4:14.64	7.
4	Eisenhaur, Stephen E	25	NEM	4:24.49	5.	3	Wolf, Thomas C	31	DCMS	4:16.57	6.
5	Banks, Bart	27	STR	4:30.35	4.	4	Hess, Richard W	31	LONE	4:19.33	5.
6	Kanzler, Matthew H	29	DCMS	4:31.95	3.	5	Densmore, James E, Jr	30	DCMS	4:26.07	4.
7	Gawboy, Barton J	29	SCA	4:41.04	2.	6	Palmgren, Tom O	32	MAC	4:28.08	3.
8	Tarnapoll, Pete L	29	EMPM	4:41.77	1.	7	Nelson, Michael A	32	SDSM	4:29.22	2.
9	Shaffer, Steven P	28	DCMS	4:42.39		8	Fisette, Jay N	30	DCMS	4:29.28	1.
10	Manz, James Walton	25	WMAC	4:43.20		9	McMillen, Scott P	32	IRCC	4:31.01	
10	Corey, Lee R	27	EMPM	4:43.20		10	Levasseur, Daniel C	30	MAC	4:31.94	
12	Goerke, Dan	27	GAKW	4:43.91		11	Riley, Pat	30	ARKM	4:34.84	
13	Acker, James G	26	SPM	4:47.79		12	Culhane, John G	30	EMPM	4:37.30	
14	Nelson, Gregory L	26	CLYM	4:48.31		13	Siggs, Richard H	34	SWIM	4:38.08	
15	Nolte, Christopher C	29	RMM	4:51.63		14	McClenahan, Bob, Jr	32	CMSA	4:39.81	
16	Tatum, Bruce D	28	PCST	4:55.36		15	Gest, Tom R	34	COLI	4:48.23	
17	Flocker, Forrest W	28	SLAM	5:03.18		16	Hester, Thomas R	34	SWIM	4:52.49	
18	Austin, Gary M	27	NIAG	5:20.62		17	Fedorshyn, Michael W	34	NIAG	4:55.14	
	Burke, Tom J	27	SCA	DISQUAL		18	Murphy, Brian J	34	SCA	4:55.57	
	Nevid, Nathan E	28	*UA	SCRATCH		19	Letendre, Leo J	33	SLAM	4:58.45	
	DeHerder, Russell S	26	STR	SCRATCH		20	Sonnier, F Louis	31	LONE	4:59.01	
	Sharp, Tim S	27	BOCA	SCRATCH		21	Davis, Kern M	31	SPM	5:04.64	
	Baker, Jeffrey G	27	BOLT	SCRATCH		22	Bergethon, Stephen M	30	CONN	5:06.35	
	Good, Jeffrey A	27	SPM	SCRATCH							

Place	Name	Age	Team	Time	Points	Place	Name	Age	Team	Time	Points
23	Ameden, D Reed	32	CONN	5:12.28		5	Gifford, David L	45	LINC	5:13.69	4.
24	Kane, Robert P	31	NEM	5:14.40		6	Hopkins, Cyrus C	48	NEM	5:16.71	3.
25	Coffey, Jack L	30	MICH	5:24.37		7	Fasbender, Barry A	48	RINC	5:40.82	2.
26	Black, William H	30	MIAM	5:26.13		8	Thornton, George C	46	RMM	6:02.89	1.
27	Ebersole, Timothy E	31	JERS	5:29.01		9	Simon, Ben	48	EMPM	6:42.76	
	Hedberg, Stephen	33	SWM	SCRATCH			Lau, Wang	49	KWSY	SCRATCH	
	Burley, Nick E	31	MARY	SCRATCH		1	Canterbury, Kirk	50	MAC	5:00.76	9.
	Hampton, Gary C	33	NIAG	SCRATCH		2	Brown, Don L	52	WCM	5:08.93	7.
	Stack, Christopher E	32	*UA	SCRATCH		3	Jones, Sam	50	*UA	5:20.56	6.
	Reller, Chuck M	34	MCML	SCRATCH		4	Parks, William R	50	RMM	5:21.81	5.
	Orcutt, John D, Jr	34	TJC	SCRATCH		5	De Jesus, Foster W	50	EMPM	5:25.73	4.
	Barrell, Mark S	33	CLYM	SCRATCH		6	Johnsen, James J	50	EMPM	5:37.91	3.
1	Polansky, Kevin L	36	RMM	4:29.13	9.	7	Berenyi, Nicholas M	53	CHA	5:49.75	2.
2	Dorney, William A	38	BBB	4:33.48	7.	8	Davies, James L	51	ORM	5:51.72	1.
3	LaMontagne, James H	37	BOCA	4:38.59	6.	9	Kern, Herb	54	GOLD	5:55.48	
4	Levinson, David A	36	RINC	4:39.87	5.	10	Winters, Arthur A	52	CFM	5:57.45	
5	Chase, Larry A	37	OREG	4:40.25	4.	11	Cohen, Lawrence	50	DCMS	6:10.96	
6	Kolar, Clay	37	LINC	4:43.84	3.		O'Brien, Dennis A	50	RMM	SCRATCH	
7	Hintlian, Varney J	36	NEM	4:44.95	2.		Silverstein, Leonard	52	EMPM	SCRATCH	
8	Kolonkowski, Bob	38	EMPM	4:46.52	1.		Koenig, Thomas H	54	RAMA	SCRATCH	
9	Pyle, Edwin	36	*UA	4:49.12		1	Johnston, Graham M	55	LONE	5:19.58	9.
10	Brown, Paul S	38	DCMS	4:50.98		2	Kuony, Robert M	55	WMAC	5:25.32	7.
11	Hart, Richard D	39	NEM	4:54.12		3	Franks, Roger G	59	MIDA	5:44.14	6.
12	Jorn, William F	36	LONG	5:01.28		4	Masters, John R	55	LINC	5:48.29	5.
13	Wildner, Brian V	35	CLYM	5:02.19		5	Tebbens, Art	56	EMPM	6:01.97	4.
14	McMillan, Marshall	36	CMSA	5:07.81		6	Bauman, John	55	WMAC	6:04.87	3.
15	Daniels, Virgil C	38	NEM	5:12.72		7	Daily, John R	58	OHIO	6:22.80	2.
16	Sesler, Richard G	37	LONE	5:20.06		8	Holmes, Loring E	57	GOLD	6:45.72	1.
17	Rumberger, Wilson J	35	SWIM	5:23.96		9	Nelson, Jim	57	ORM	7:06.47	
18	Rolby, George A, Jr	38	SLAM	5:27.67			MacDonald, Robert C	57	SMS	SCRATCH	
19	Bogan, Stephen W	37	DCMS	5:32.13			Malone, Dan F	55	GOLD	SCRATCH	
20	Maier, Joseph A, Jr	37	FORG	5:37.69			Wells, Dick G	56	MCML	SCRATCH	
21	Jones, Donald M, Jr	37	SPM	5:44.62		1	Katz, Irving M	62	NEM	5:41.80	9.
	Tingley, William C	35	LAKE	SCRATCH		2	Roach, Ted	60	-ATB	6:12.12	7.
	O'Brien, Peter V	36	-WRM	SCRATCH		3	Kelley, Art	60	SLAM	6:37.80	6.
	O'Brien, Edward F	37	OMAH	SCRATCH		4	Papp, Balint	64	SMS	6:37.93	5.
	Hutton, Jerry R	39	PBCM	SCRATCH		5	Lee, Peter	63	SCA	6:39.86	4.
	Wagner, Eric J	35	-PR	SCRATCH		6	McIntosh, Alex	62	JERS	7:13.25	3.
	Mullon, Chris	35	GOLD	SCRATCH		7	Schmidt, C Frederick	60	SCA	7:22.52	2.
	Gibbs, Patrick T	39	BOCA	SCRATCH		8	Valle, Luis P	63	SPM	12:41.66	1.
							McAuley, Herb	63	GAKW	SCRATCH	
1	Garton, Timothy R	43	VAIL	4:33.93	9.	1	Hakomaki, Raymond I	65	MN	6:22.29	9.
2	Gray, Edward K	40	MICH	4:34.18	7.	2	Walker, Raymond A	66	NEM	6:42.75	7.
3	Melamed, Avraham	41	EMPM	4:43.29	6.	3	Fluke, Norris W	69	MARY	6:53.47	6.
4	Delong, Gerry	42	GOLD	4:58.12	5.	4	Murphy, Frank M	67	DCMS	6:53.73	5.
5	Welty, Bob	41	LONE	5:01.58	4.	5	Guido, Richard J	68	EMPM	6:53.82	4.
6	deBarbadillo, John J	44	EMPM	5:01.87	3.	6	Acker, Robert P	65	LINC	6:53.94	3.
7	Spear, Thomas G	43	NICH	5:06.36	2.	7	Morse, Robert K	66	LINC	8:40.31	2.
8	Coplan, Joseph L	40	CONN	5:07.77	1.	1	Fite, Bill C	73	DCMS	7:18.29	9.
9	Laux, Michael A	44	CONN	5:08.77		2	Blackledge, Edgar S, Jr	70	RINC	7:28.36	7.
10	Galine, Donald L	40	SMMH	5:10.02		3	Spear, Gil	71	IRCC	7:28.90	6.
11	Tulenko, Tom	43	FORG	5:32.32		4	Thornburg, Carl W	73	CLYM	7:39.85	5.
12	Gosse, Steve C	41	-WRM	5:33.68		5	Donovan, Jerry T	72	LINC	7:54.04	4.
13	Winokur, Eliot	42	CFM	5:37.84		6	Tillotson, Frank H	71	SPM	8:22.53	3.
14	Rawls, Ed	41	LONE	5:58.46		1	Coon, Jesse B	75	LONE	8:07.96	9.
	Green, James M	41	ORM	SCRATCH		2	Stinson, Bill	77	SPM	8:49.86	7.
	Gray, David J	40	SMMH	SCRATCH		3	Hale, Ernest	75	SCA	11:09.10	6.
	Hutton, Thomas S	41	PBCM	SCRATCH			Olanoff, Abe	80	NEM	SCRATCH	
	Nielsen, Charles D	40	SMS	SCRATCH							
1	Gallagher, Drury J	47	EMPM	4:52.05	9.						
2	Mulliken, William D	46	LINC	5:03.50	7.						
3	McCoy, Jack	45	CONN	5:08.50	6.						
4	Smith, Arthur C, III	46	DCMS	5:12.14	5.						

200 Yd. Mixed Freestyle Relay Event 39/40 Sat., May 17

Place	Name	Age	Time	Points	Place	Name	Age	Time	Points
1	F.A.S.T (Fla) "A"	119-	1:32.70	18.	6	Valley Forge "A"	120+	1:39.58	6.
2	Lone Star "A"	119-	1:33.19	14.	7	Central Florida "A"	120+	1:39.82	4.
3	Stroh's Swim Team "A"	119-	1:36.55	12.	8	Empire State "A"	120+	1:40.52	2.
4	Charleston "A"	119-	1:37.17	10.	9	Charleston "A"	120+	1:42.76	
5	DC Masters "A"	119-	1:38.09	8.	10	Virginia "A"	120+	1:45.70	
6	Valley Forge "A"	119-	1:38.19	6.	11	Lakeside "A"	120+	1:45.92	
7	Boca Raton "A"	119-	1:39.52	4.	12	New England "B"	120+	1:49.12	
8	Lone Star "B"	119-	1:40.40	2.	13	Rocky Mountain "A"	120+	1:52.41	
9	Stroh's Swim Team "B"	119-	1:41.42		14	St Petersburg "B"	120+	1:53.05	
9	DC Masters "B"	119-	1:41.42		15	DC Masters "C"	120+	1:55.32	
11	Southwest "A"	119-	1:43.32		16	Central Florida "B"	120+	1:55.47	
12	F.A.S.T (Fla) "B"	119-	1:43.69		17	Indian River Comm Coll "A"	120+	1:57.06	
13	St Petersburg "A"	119-	1:54.26		18	LAAC Masters "A"	120+	2:00.33	
	Southern California Aquati "A"	119-	DISQUAL			Southern California Aquati "A"	120+	DISQUAL	
	New England "A"	119-	DISQUAL			Southwest "A"	120+	DISQUAL	
	Burke "A"	119-	SCRATCH			Lone Star "B"	120+	DISQUAL	
	Southern California Aquati "B"	119-	SCRATCH			Southern California Aquati "B"	120+	DISQUAL	
	Palm Beach County "A"	119-	SCRATCH			St Petersburg "A"	120+	DISQUAL	
	Wisconsin "A"	119-	SCRATCH			Palm Beach County "A"	120+	DISQUAL	
	DC Masters "C"	119-	SCRATCH			Stroh's Swim Team "A"	120+	SCRATCH	
	Clearwater Largo Y "A"	119-	SCRATCH			Empire State "B"	120+	SCRATCH	
	Palm Beach County "B"	119-	SCRATCH			Oregon "A"	120+	SCRATCH	
	St Louis Area "A"	119-	SCRATCH			New England "C"	120+	SCRATCH	
						Southern California Aquati "C"	120+	SCRATCH	
1	Lone Star "A"	120+	1:32.34	18.		The Jungle Club "A"	120+	SCRATCH	
2	DC Masters "A"	120+	1:32.46	14.		F.A.S.T (Fla) "A"	120+	SCRATCH	
3	New England "A"	120+	1:35.21	12.		Palm Beach County "B"	120+	SCRATCH	
4	Boca Raton "A"	120+	1:35.53	10.		Boca Raton "B"	120+	SCRATCH	
5	DC Masters "B"	120+	1:37.42	8.		Niagara "A"	120+	SCRATCH	

Place	Name	Age	Team	Time	Points	Place	Name	Age	Team	Time	Points
	Central Florida "C"		120+	SCRATCH		7	Mid Atlantic "A"	200+	2:04.04	4.	
1	DC Masters "A"	160+		1:40.59	18.	8	New England "B"	200+	2:04.53	2.	
2	Empire State "A"	160+		1:42.34	14.	9	Virginia "A"	200+	2:05.27		
3	New England "A"	160+		1:43.37	12.	10	Rocky Mountain "A"	200+	2:13.38		
4	San Mateo Marlins "A"	160+		1:44.46	10.	11	Boca Raton "A"	200+	2:13.66		
5	New England "B"	160+		1:44.89	8.	12	Suncoast "A"	200+	2:13.99		
6	DC Masters "B"	160+		1:46.49	6.	13	St Petersburg "A"	200+	2:33.81		
7	Maryland "A"	160+		1:47.93	4.	14	New England "C"	200+	2:42.42		
8	Tamalpais Aquatic "A"	160+		1:47.94	2.		Southern California Aquati "A"	200+	DISQUAL		
9	Lone Star "A"	160+		1:48.06			Empire State "A"	200+	DISQUAL		
10	Lone Star "B"	160+		1:48.76			Central Florida "B"	200+	DISQUAL		
11	DC Masters "C"	160+		1:49.14			Pacific Northwest "A"	200+	SCRATCH		
12	Vermont "A"	160+		1:50.49			Southern California Aquati "B"	200+	SCRATCH		
13	Gold Coast "A"	160+		1:53.05			Gold Coast "B"	200+	SCRATCH		
14	Suncoast "A"	160+		1:53.89			Empire State "B"	200+	SCRATCH		
15	St Loius Area "A"	160+		1:53.90			Central Florida "A"	200+	SCRATCH		
16	Virginia "B"	160+		1:54.27			Neptune "A"	200+	SCRATCH		
17	New England "C"	160+		1:58.08			Suncoast "B"	200+	SCRATCH		
18	F.A.S.T. (Fla) "A"	160+		1:59.92		1	Connecticut "A"	240+	2:03.41	18.	
19	Almaden Swim & Racquet "A"	160+		2:12.99		2	New England "A"	240+	2:08.46	14.	
20	Indian River Comm Coll "A"	160+		2:18.97		3	Mid Atlantic "A"	240+	2:11.45	12.	
	Southern California Aquati "A"	160+		DISQUAL		4	New England "B"	240+	2:13.98	10.	
	Connecticut "A"	160+		DISQUAL		5	Jersey Masters "A"	240+	2:14.70	8.	
	Central Florida "A"	160+		DISQUAL		6	Lincoln "A"	240+	2:19.68	6.	
	Lincoln "A"	160+		DISQUAL		7	DC Masters "A"	240+	2:20.72	4.	
	Stroh's Swim Team "A"	160+		SCRATCH		8	Arizona "A"	240+	2:23.96	2.	
	Michigan "A"	160+		SCRATCH		9	Charleston "A"	240+	2:29.50		
	Empire State "B"	160+		SCRATCH		10	St Petersburg "A"	240+	2:33.37		
	Oregon "A"	160+		SCRATCH		11	St Petersburg "B"	240+	2:36.63		
	Virginia "A"	160+		SCRATCH		12	Suncoast "A"	240+	2:42.86		
	St Petersburg "A"	160+		SCRATCH		13	Central Florida "A"	240+	2:53.49		
	Michigan "B"	160+		SCRATCH		14	St Petersburg "C"	240+	2:57.43		
	Southern California Aquati "B"	160+		SCRATCH			Southern California Aquati "A"	240+	SCRATCH		
	Rocky Mountain "A"	160+		SCRATCH			St Loius Area "A"	240+	SCRATCH		
	Wisconsin "A"	160+		SCRATCH			Lakeside "A"	240+	SCRATCH		
	Connecticut "B"	160+		SCRATCH		1	DC Masters "A"	280+	2:13.54	18.	
	Boca Raton "A"	160+		SCRATCH		2	DC Masters "B"	280+	2:35.96	14.	
	Palm Beach County "A"	160+		SCRATCH		3	St Petersburg "A"	280+	2:39.08	12.	
1	DC Masters "A"	200+		1:44.86	18.	4	Mid Atlantic "A"	280+	2:40.10	10.	
2	Gold Coast "A"	200+		1:51.24	14.	5	St Petersburg "B"	280+	2:51.97	8.	
3	New England "A"	200+		1:53.33	12.		Connecticut "A"	280+	SCRATCH		
4	DC Masters "B"	200+		1:54.30	10.		Lone Star "A"	280+	SCRATCH		
5	Lone Star "A"	200+		1:59.47	8.		New England "A"	280+	SCRATCH		
6	Oklahoma "A"	200+		2:00.59	6.		DC Masters "C"	280+	SCRATCH		


Women's

1650 Freestyle (Deck Seeded)

Event 41 Sun., May 18

Place	Name	Age	Team	Time	Points	Place	Name	Age	Team	Time	Points
1	Durdy, Bonnie Lynn	27	SCA	17:48.56	9.	14	Hathaway, Pamela P	30	LAAC	23:28.67	
2	Neville, Cathy V	28	SDSM	18:20.00	7.	15	Deitz, Donna J	34	PBCM	25:03.50	
3	Rosenthal, Meredith W	25	LAAC	18:26.91	6.		Priestley, Jackie A	31	TJC	SCRATCH	
4	Seaman, Rosemarie J	28	CFM	18:31.91	5.		Cayce, Diane P	30	VMST	SCRATCH	
5	Murray, Huddie	29	LONG	18:44.77	4.		Weber, Joanne	32	SPM	SCRATCH	
6	Longhart, Karen A	25	KAQ	19:11.50	3.		Hagen, Janice A	32	SCA	SCRATCH	
7	Gage, Jane B	25	SWM	19:15.83	2.		Grossman, Gail L	31	MIAM	SCRATCH	
8	Baxter, Susan C	26	FORG	19:23.14	1.		Carey, Chris P	32	CFM	SCRATCH	
9	Williams, Martha E	27	DCMS	19:26.57		1	Iannacone, Charlotte H	38	GAKW	20:01.96	9.
10	Copeland, Cathy	27	OMAH	19:34.65		2	Hare, Fran E	35	EMPM	20:10.49	7.
11	Nolte, Susan D	25	RMM	19:35.91		3	Rague, Suzanne L	35	EMPM	20:39.13	6.
12	Brown, Wanda H	29	SWIM	19:56.28		4	Wilson, Deborah T	35	-WRM	21:35.01	5.
13	Hargarten, Anita L	29	WMAC	19:58.73		5	Ayers, Cindy	35	LONE	21:53.05	4.
14	Wood, Denise E	28	DCMS	20:19.09		6	Zimmet, Christine	38	EMPM	22:11.31	3.
15	Currier, Robin	25	SWM	21:16.58		7	Donnelly, Jerianne M	36	CONN	22:47.64	2.
16	Smith, Shelley	27	LONE	22:42.07		8	Ashworth, Trudy S	39	LONE	23:28.45	1.
17	Wilkicki, Audrey J	25	SLAM	24:09.10		9	Turner, Kay G	39	MCCM	24:01.18	
18	Settelen, Sherry L	28	PBCM	24:31.50		10	Potter, Penny M	38	CFM	24:44.09	
19	Doane, Kathryn L	25	NIAG	24:36.47		11	Brooks, Anita L	38	CLYM	29:47.07	
20	Wisotzke, Nancy J	28	NEM	24:44.68			Alpert, Jane F	38	EMPM	SCRATCH	
21	Nichols, Margaret M	29	MARY	25:02.21			Grady, Marcia M	36	BOCA	SCRATCH	
22	Easterling, Anne	28	CFM	25:03.46			Mullerheim, Kathleen B	39	CLYM	SCRATCH	
23	Koesters, Peggy	28	MARY	28:09.09		1	Katz, Jane	43	EMPM	20:42.22	9.
	Betts, Nancy R	29	SWIM	SCRATCH		2	Anderson, Pamela B	42	WMAC	21:21.35	7.
	Nichols, Patricia L	27	RAMA	SCRATCH		3	Brownstein, Lynn	40	SPM	21:44.69	6.
	Kaleel, Laura L	25	SPM	SCRATCH		4	Woodman, Lisa A	43	GOLD	22:10.98	5.
	Curl, Mary Chris	29	LAKE	SCRATCH		5	Maley, Patricia W	42	SWOM	22:23.22	4.
	Hutchins, Dani J	28	CONN	SCRATCH		6	Svanson, Ann Vollmer	40	DCMS	22:38.07	3.
	Koepp, Barbara A	29	CLYM	SCRATCH		7	Pohlmann, Mary M	41	LINC	23:25.89	2.
	Crouse, Jeanne M	29	VMST	SCRATCH		8	Buccino, Victoria M	40	BOLT	23:43.21	1.
	Haynes, Cheryl J	26	DLNM	SCRATCH		9	Shotts, Kathie A	40	RHM	25:03.25	
	Allen, Michele Denise	25	IRCC	SCRATCH		10	Walther, Lynne L	43	VERM	25:04.32	
1	Farnsworth, Karen L	30	EMPM	19:34.33	9.		Mueller, Ardeth R	44	SLAM	SCRATCH	
2	Rust, Catherine M	32	PBCM	19:48.59	7.		Westnedge, Susan B	40	DLSC	SCRATCH	
3	Mattson, Patricia A	32	GAKW	19:54.81	6.		Shockro, Ellen K	43	CFM	SCRATCH	
4	Bamber, Linda S	32	FAS2	20:12.73	5.		Rhudy, Carol T	43	MICH	SCRATCH	
5	Wilson, Debbie R	32	MOCM	20:13.51	4.		Schindel, Joan P	43	DCRD	SCRATCH	
6	Steadman-Martin, Nancy J	31	JERS	21:00.82	3.	1	Weir, Lynne B	45	MICH	20:33.18	9.
7	Geiger, Pam J	33	SPM	21:38.81	2.	2	Munise, Joanne R	47	NEM	29:16.42	7.
8	Letendre, Diane M	34	SLAM	22:21.75	1.		Knispel, Yona T	46	EMPM	SCRATCH	
9	Allen, Anita A	32	BOCA	22:22.10		1	Brown, Nancy L	50	MARY	22:45.48	9.
10	Sullivan, Shannon C	31	*UA	22:33.41		2	Kay, Ann J	52	SHMM	23:23.03	7.
11	Whitney, Marti A	34	BEST	22:47.27							
12	Spieeth, Barbara A	34	GISA	22:52.11							
13	Watson, Lisa L	32	GAKW	23:02.71							

HERE IS ONE SMALL FULLY ILLUSTRATED, EASY-TO-READ BOOK ESPECIALLY FOR YOU: **SWIMMING INSTRUCTORS** AIMING AT PERFECT FORM, **MASTERS** WANTING TO ADD A STROKE TO THE RACING REPERTOIRE, **LAP SWIMMERS** INTERESTED IN IMPROVING STROKES AND TURNS, **PARENTS** YOURSELF PREFERRING TO TEACH YOUR CHILDREN, AND **TEENS** WISHING TO HELP COACH IN YOUR TEAM'S FEEDER PROGRAM.



THE AUTHOR IS A RETIRED USS, YMCA AND HIGH SCHOOL COACH, COMPETING WITH THE VA. MASTERS, AND A WILLING CONSULTANT ON QUESTIONS RELATED TO SWIMMING PERFORMANCE, LOOKING FORWARD TO MEETING YOU.

TEACH YOURSELF TO SWIM
the racing strokes!

To order send \$9.95 plus \$1.00 shipping (VA residents add 4% tax) to
—GAP MOUNTAIN BOOKS—
Rt. 2 Box 42, Newport, VA 24128

Place	Name	Age	Team	Time	Points	Place	Name	Age	Team	Time	Points
3	Kirby, Elizabeth A	53	NFM	24:37.43	6.		Webster, Evelyn H	64	CMSA	SCRATCH	
4	Berquist, Ann C	52	NEM	28:29.74	5.	1	Burrill, Billie Ann	65	NEM	29:25.23	9.
5	Robbins, Suzanne E	52	OKMS	28:52.52	4.	2	Reeves, Mary Jane	69	WCM	32:39.31	7.
6	Graesser, Maureen K	53	NIAG	29:59.11	3.	3	Fusselman, Gladys L	66	MIDA	33:38.93	6.
7	Lyman, Esther R	53	NEM	36:10.69	2.	4	Erwin, Rachel M	66	CFM	34:46.86	5.
	Stoinoff, Lavelle	53	OREG	SCRATCH		5	Kellogg, Mary-Margaret	69	MIDA	38:56.92	4.
	Galvin, Joan M	54	CLYM	SCRATCH			Kendall, Betty C	65	WMAC	SCRATCH	
1	Reed, Diane	55	NEM	24:49.98	9.		Golseth, Barbara	66	ARIZ	SCRATCH	
2	Timmins, Margaret I	56	GOLD	24:55.67	7.	1	Durston, Jean D	71	WCM	32:15.66	9.
3	Krauser, June F	59	GOLD	25:13.70	6.	2	Kahrs, Geneva G	72	CHA	34:36.59	7.
4	McIntyre, Joan C	57	NEM	25:48.62	5.	3	Lathram, Mary M	70	DCMS	37:27.73	6.
5	Gruender, Edie	57	ARIZ	25:48.75	4.	4	Hupp, Millie L	70	CFM	43:57.40	5.
6	Griffin, Betty	55	DCMS	29:42.69	3.		Clark, Nancy G	71	DCMS	SCRATCH	
7	D'Agostino, Irene R	59	NIAG	30:09.56	2.	1	Dolce, Julia	76	JERS	35:38.49	9.
8	Porter, Ann W	58	CMSA	32:56.20	1.	2	Simonton, Anita D	75	BOCA	38:13.00	7.
9	Greene, Edith	55	NEM	34:06.16			Switzer, Ruth D	78	SMS	DISQUAL	
1	Carr, Florence E	60	SCM	25:05.95	9.		Bressie, Hazel B	77	OREG	SCRATCH	
2	Erickson, Shirley E	62	SBSC	25:48.71	7.	1	McKechnie, Marian B	81	SPM	44:19.04	9.
3	Staige, Phyllis B	62	LONE	26:00.13	6.						
4	Watson, Mary Lee	64	NAC	28:36.69	5.						
5	Phillips, Nancy C	64	CONN	29:00.73	4.						
6	Peters, Doris H	63	SLAM	30:33.27	3.						
7	Chadwick, Marion K	64	PNA	33:44.76	2.						

Men's


1650 Freestyle (Deck Seeded)

Event 42

Sun., May 18

Place	Name	Age	Team	Time	Points	Place	Name	Age	Team	Time	Points
1	Copeland, Rob	29	OMAH	16:31.20	9.		Wilder, Brian V	35	CLYM	SCRATCH	
2	Antonetz, Andrew S	28	PBCM	17:03.02	7.		Phillips, Craig S	36	CLYM	SCRATCH	
3	Meisenheimer, Lucky J	28	CHA	17:17.37	6.		Elton, John A	35	NIAG	SCRATCH	
4	Goerke, Dan	27	GAKW	17:17.38	5.		Brown, Hugh A	36	CLYM	SCRATCH	
5	Nevid, Nathan E	28	*UA	17:53.38	4.		Gleason, Ed J	35	PBCM	SCRATCH	
6	Strauss, Trip	28	ARKM	17:56.23	3.		Kuhn, Mark A	35	DAMA	SCRATCH	
7	Uhlir, Donald A	28	NEM	18:11.68	2.		Jones, Todd R	36	TJC	SCRATCH	
8	Nolte, Christopher C	29	RMM	18:24.28	1.	1	Gray, David J	40	SHMM	17:56.21	9.
9	Morgan, Jonathan	29	-CAS	18:43.68		2	Lyons, David C	43	DCMS	18:36.29	7.
10	Hackert, David C	27	WMAC	19:19.73		3	Lawrance, John S	40	MOCM	18:41.64	6.
11	Leadbetter, Fred J	26	SPM	19:23.26		4	Edghill, Angus J	40	-CAS	18:56.03	5.
12	Womeldorf, Mark A	26	SWIM	19:44.83		5	Van Dyk, Ben R	41	NEM	19:10.63	4.
13	Flocker, Forrest W	28	SLAM	20:30.50		6	Tucker, Robert D	40	SLAM	19:59.16	3.
14	Cullum, Harvey S	28	MCH1	20:40.52		7	deBarbadillo, John J	44	EMPM	20:08.08	2.
15	Salatino, Carl J	27	NIAG	22:17.65		8	Gibbs, Christopher Mark	41	-CAS	20:20.43	1.
	Nichols, Robert K	28	CLYM	SCRATCH		9	Myerberg, Jim	44	DCMS	21:00.76	
	Johnson, Eric	27	MID	SCRATCH		10	Gallagher, Bob M	43	MCH1	21:16.02	
	Shafer, David K	28	FLA	SCRATCH		11	Howell, Lanny	40	-WRM	24:17.74	
	Butler, Bart B	27	EMPM	SCRATCH			Crane, James M	44	DADS	SCRATCH	
	Austin, Gary M	27	NIAG	SCRATCH			Delong, Gerry	42	GOLD	SCRATCH	
	Hill, J M	29	*UA	SCRATCH			Green, James M	41	ORM	SCRATCH	
1	Nelson, Michael A	32	SDSM	17:19.42	9.		Donaldson, Ben	43	*UA	SCRATCH	
2	Wood, Lawrence W	32	LONE	17:39.31	7.		Keenan, Bill	42	SMS	SCRATCH	
3	Levasseur, Daniel C	30	MAC	17:45.96	6.		Laux, Michael A	44	CONN	SCRATCH	
4	Smith, David D	32	GLTM	18:02.14	5.		Young, Anthony L	42	DCMS	SCRATCH	
5	Stevens, Craig W	33	FORG	18:03.67	4.		Ledgard, Walter, Jr	41	-PER	SCRATCH	
6	Siggs, Richard H	34	SWIM	18:12.84	3.		Cheney, Dave	41	LONG	SCRATCH	
7	Reller, Chuck M	34	MCH1	18:20.36	2.		Rhudy, Bo	44	MICHA	SCRATCH	
8	McMillen, Scott P	32	IRCC	18:20.65	1.		Meintjies, Bruce E	44	FLA	SCRATCH	
9	Letendre, Leo J	33	SLAM	18:51.15			Tier, Martin D	40	SMS	SCRATCH	
10	Black, William H	30	MIAM	19:02.14		1	Sintz, Peter V	45	DCMS	18:55.05	9.
11	Mester, Thomas R	34	SWIM	19:08.20		2	Harrison, David P	48	MIDA	19:34.34	7.
12	Suttle, Michael	33	SCA	19:14.58		3	Clark, Thomas D	45	NFM	19:43.71	6.
13	Davis, Kern M	31	SPM	19:31.83		4	Calwell, Mike N	45	MOVY	19:55.58	5.
14	Edgell, Don	34	DCMS	20:18.61		5	Southall, Henry	46	VERM	20:12.50	4.
15	Healy, Kevin M	31	TJC	20:38.40		6	Hamilton, Harry	45	NEM	20:18.84	3.
16	Peck, Larry, D	32	CFM	20:59.98		7	Gifford, David L	45	LINC	20:48.28	2.
17	Coffey, Jack L	30	MICH	21:01.76		8	Conley, John J	47	JERS	22:17.88	1.
18	Bergethon, Stephen M	30	CONN	21:03.91		9	Mann, George W	48	CFM	22:29.38	
19	Sokolow, Steven P	30	EMPM	21:19.45		10	Fasbender, Barry A	48	RINC	22:48.88	
20	Drummer, Kenneth L	32	TBM	29:07.43		11	Alther, Richard P	46	VERM	23:10.15	
	Lange, Perry L	30	VMST	SCRATCH		12	Simon, Ben	48	EMPM	32:30.85	
	Ross, Robert J	31	SCA	SCRATCH			Steuart, Bill	49	SHMM	SCRATCH	
	Dorsch, James A	30	NIAG	SCRATCH			Newman, William E	46	DCMS	SCRATCH	
	O'Brien, Mark W	34	FLA	SCRATCH			Smith, Ronald E	49	CLYM	SCRATCH	
	Woods, Gerald T	33	FAS2	SCRATCH			Kline, Michael H	46	CLYM	SCRATCH	
							McCranels, John R	46	PBCM	SCRATCH	
1	Polansky, Kevin L	36	RMM	17:03.80	9.	1	Canterbury, Kirk	50	MAC	19:13.83	9.
2	Bryan, Todd A	35	NEM	17:04.70	7.	2	Kooistra, Sam G	50	LINC	19:43.84	7.
3	Chesneau, Lee S	37	PNA	17:38.23	6.	3	Jones, Sam	50	*UA	20:05.14	6.
4	French, Leo H, III	38	GAKW	17:58.01	5.	4	Welch, Arthur C	53	SCA	21:27.62	5.
5	Gonzalez, Jorge A	37	YPIT	17:58.40	4.	5	Johnsen, James J	50	EMPM	22:02.69	4.
6	Bober, Richard S	35	MAC	18:07.99	3.	6	Cooke, Richard E	50	SAW	22:04.05	3.
7	Audley, David R	39	DCMS	18:08.23	2.	7	Berenyi, Nicholas M	53	CHA	23:09.64	2.
8	Page, Bruce W	39	CLYM	18:31.31	1.	8	Lyndon, Tom	54	NEM	23:48.88	1.
9	Gianniny, Bruce E	35	NIAG	18:40.16		9	Conway, Larry D	52	LONE	24:29.96	
10	Levinson, David A	36	RINC	18:44.85		10	Busse, George	54	GOLD	24:50.11	
11	Meree, Gene	36	CHA	19:15.88			O'Brien, Dennis A	50	RMM	SCRATCH	
12	Brown, Paul S	38	DCMS	19:22.73			Koenig, Thomas H	54	RAWA	SCRATCH	
13	Jorn, William F	36	LONG	19:44.23			Lawrence, Vere	53	-CAS	SCRATCH	
14	Menard, Roger E	36	NEM	20:32.71			Maley, Karl A	51	DADS	SCRATCH	
15	Lazzaro, Robert G	36	NEM	21:24.24		1	Parham, Philip	55	LONE	21:21.76	9.
16	Burke, George A	37	SMS	21:55.11		2	Tebbens, Art	56	EMPM	22:10.96	7.
17	Haskett, Jay D	36	IRCC	21:59.48		3	Sullivan, Forrest M	56	VMST	23:14.86	6.
18	Young, Harland H	37	SWOM	23:47.56		4	Duffy, John H	55	CONN	24:11.57	5.
19	McMahon, Michael P	38	IRCC	28:39.06							
	Ross, William A	37	EMPM	SCRATCH							
	Sheehe, Phillip J	37	GOLD	SCRATCH							

Place	Name	Age	Team	Time	Points	Place	Name	Age	Team	Time	Points
5	Allen, Alfonso	56	DCRD	24:47.77	4.	3	Murphy, Frank M	67	DCMS	24:58.82	6.
6	Friedland, Arthur S	56	SPM	26:23.24	3.	4	Guido, Richard J	68	EMPM	24:59.15	5.
7	Holmes, Loring E	57	GOLD	26:53.39	2.	5	Acker, Robert F	65	LINC	25:18.55	4.
8	Randall, Charles	57	SMS	27:54.96	1.	6	Clemens, Gus	68	LONE	25:38.29	3.
9	Berggren, David J, Jr	56	IRCC	29:03.39		7	Harris, Charles E	65	JERS	26:15.59	2.
	Johnston, Graham M	55	LONE	SCRATCH		8	Shostchuk, Henry	68	MIDA	29:38.69	1.
	Heritier, Bob	57	MICH	SCRATCH		9	Struthers, William H	68	JERS	35:21.20	
	Franks, Roger G	59	MIDA	SCRATCH		10	Saperstein, Sidney A	69	DCMS	37:26.14	
	Beach, Robert	55	SPM	SCRATCH			Gingras, Donald C	66	EMPM	SCRATCH	
	Bennett, Richard L	55	RINC	SCRATCH		1	Ledgard, Walter	70	-PER	24:21.01	9.
	Wells, Dick G	56	MCML	SCRATCH		2	Newman, Austin P	70	JERS	25:30.46	7.
	Flynn, Kenneth C	56	DCMS	SCRATCH		3	Shea, Edward J	71	LINC	25:57.73	6.
	Gruender, Dan	56	ARIZ	SCRATCH		4	Rowan, David J	72	MIDA	27:23.76	5.
	Hauk, Harry E	57	-PR	SCRATCH		5	Donovan, Jerry T	72	LINC	28:03.73	4.
1	Guttilla, Bernard J	60	EMPM	22:35.60	9.	6	Spear, Gil	71	IRCC	28:52.58	3.
2	Lee, Peter	63	SCA	24:29.53	7.	7	Schofield, Earle F	72	MCML	29:12.46	2.
3	Edwards, James K	63	NEM	24:37.51	6.	8	Walbolt, Fred B	73	SPM	31:13.77	1.
4	Leadbetter, Gordon R	60	SPM	26:06.00	5.		Wojcik, Stanley P	70	LINC	DISQUAL	
5	Kenny, Jerry	60	JERS	26:30.12	4.						
6	Walker, W Jason	62	SCA	27:43.59	3.	1	McAfee, David H	76	DCMS	28:16.80	9.
7	Cranch, John E	63	NIAG	28:21.84	2.	2	Irvine, Joe S	75	RINC	30:55.18	7.
8	Campbell, William J, Jr	63	GOLD	30:09.63	1.	3	Wood, Charles A	77	*DA	32:00.61	6.
9	Valle, Luis P	63	SPM	39:44.82		4	Newton, John S	77	LINC	33:29.04	5.
	Howe, John C	63	NIAG	SCRATCH			Robertson, Tex J	77	LONE	SCRATCH	
1	Crews, John P	66	ORM	22:49.08	9.	1	Langner, Gus H	82	CONN	28:26.03	9.
2	Welch, Jim	68	HUMU	22:57.48	7.						



Winning Style

Speedo combines World Class performance with shimmering color and a sleek fit. Available in Lycra.*

**KAST-A-WAY
SWIMWEAR**

9356 Cincinnati/Columbus Road
Cincinnati, Ohio 45241
(513) 777-7967


Nationwide 1-800-543-2763

In Ohio 1-800-582-1021


Speedo is a registered trademark of Speedo Kristong Malm Ptv. Ltd

INDIAN RIVER COMMUNITY COLLEGE AQUATICS COMPLEX

P
IRCC
O
U
D



P
IRCC
O
U
D



Proud Host Of

- 1977, 1980, 1983, 1984 NJCAA National Swimming & Diving Championships
- 1983 USS Zone Championships
- 1986 USMS Short Course National Championships

50 meter x 25 yard pool — 20 lanes
25 meter x 25 yard pool with diving well
Duraflex — Durafirm Diving Equipment 1 & 3 meter
Trampoline/Spotting Rig/Port-A-Pit
Men's & women's locker facilities with team rooms
Colorado time systems electronic timing
with 8-lane display board — horn start
Paragon starting platforms
Keifer lanelines (non-turbulent)

Coordinator of Athletics: Bob Bottger
Head Swim Coach: Richard Bader
Indian River Community College
3209 Virginia Avenue
Fort Pierce, Florida 33454-9003
305-468-4700

Home of the Pioneer Swimmers & Divers

- Men's NJCAA Champions
1975, 1976, 1977, 1978, 1979, 1980, 1981, 1982, 1983, 1984, 1985, 1986
- Women's NJCAA Champions
1976, 1977, 1978, 1979, 1983, 1984, 1985, 1986